



HAL
open science

Energy consumption in multi-user MIMO systems: Impact of user mobility

Luca Sanguinetti, Aris Moustakas, Emil Bjornson, Merouane Debbah

► **To cite this version:**

Luca Sanguinetti, Aris Moustakas, Emil Bjornson, Merouane Debbah. Energy consumption in multi-user MIMO systems: Impact of user mobility. 2014 IEEE International Conference on Acoustics, Speech and Signal Processing (ICASSP) , May 2014, Florence, Italy. pp.4743 - 4747, 10.1109/ICASSP.2014.6854502 . hal-01098844

HAL Id: hal-01098844

<https://hal.science/hal-01098844>

Submitted on 17 Jan 2015

HAL is a multi-disciplinary open access archive for the deposit and dissemination of scientific research documents, whether they are published or not. The documents may come from teaching and research institutions in France or abroad, or from public or private research centers.

L'archive ouverte pluridisciplinaire **HAL**, est destinée au dépôt et à la diffusion de documents scientifiques de niveau recherche, publiés ou non, émanant des établissements d'enseignement et de recherche français ou étrangers, des laboratoires publics ou privés.

ENERGY CONSUMPTION IN MULTI-USER MIMO SYSTEMS: IMPACT OF USER MOBILITY

Luca Sanguinetti^{†‡} Aris L. Moustakas^{*‡} Emil Björnson^{◇‡} Mérouane Debbah[‡]

[†]Dipartimento di Ingegneria dell'Informazione, University of Pisa, Pisa, Italy

^{*}Department of Physics, National & Capodistrian University of Athens, Athens, Greece

[◇]ACCESS Linnaeus Centre, Department of Signal Processing, KTH Royal Institute of Technology, Stockholm, Sweden

[‡]Alcatel-Lucent Chair, Ecole supérieure d'électricité (Supélec), Gif-sur-Yvette, France

ABSTRACT

In this work, we consider the downlink of a single-cell multi-user multiple-input multiple-output (MIMO) system in which zero-forcing precoding is used at the base station (BS) to serve a certain number of user equipments (UEs). A fixed data rate is guaranteed at each UE. The UEs move around in the cell according to a Brownian motion, thus the path losses change over time and the energy consumption fluctuates accordingly. We aim at determining the distribution of the energy consumption. To this end, we analyze the asymptotic regime where the number of antennas at the BS and the number of UEs grow large with a given ratio. It turns out that the energy consumption converges in distribution to a Gaussian random variable whose mean and variance are derived analytically. These results can, for example, be used to approximate the probability that a battery-powered BS runs out of energy within a certain time period.

1. INTRODUCTION

The data traffic in cellular networks has increased exponentially for a long time and is expected to continue this trend, at least for the next five years [1]. Currently, one of the biggest challenges related to the traffic growth is the increasing energy consumption of the cellular infrastructure equipments [2]. This means that the energy consumption must be taken into account from the very beginning when designing cellular networks of the future. This is particularly important when deploying BSs in new rural regions of the world, where the electrical grid is unreliable or even non-existing. Off-grid deployments rely on combinations of diesel generators, batteries, and local energy harvesting (e.g., from solar panels) [2]. Since the supply of energy is either limited or fluctuates with the harvesting, it is of paramount importance to operate the BS such that it will not run out of energy, also known as power outage.

Most of the existing works dealing with the development of energy-efficient transmission schemes rely on extensive Monte-Carlo simulations that do not provide valuable insights on the interplay between the different system parameters and the impact of the propagation environment. To partially fill this gap, in [3] the authors make use of stochastic geometry to model the energy consumption of a cellular network where each UE is connected to its closest BS. In particular, the energy consumption is expressed as a function of the distance between BSs and UEs, while taking into account the interference from other BSs. In [4], the authors go a step further in this direction when considering the energy consumption in a single-cell. The authors consider a refined energy consumption model that includes the energy of broadcast messages, traffic

activity, and user mobility. Instead of relying on simulation results, as was done in [3], closed-form formulas for different statistical properties of the energy consumption are derived. From a network deployment perspective, [6] shows how the number of BS antennas, number of active UEs, and the data rates can be analytically optimized for high energy efficiency. This is achieved using a refined energy consumption model where the three optimization variables appears explicitly.

In this work, we consider the downlink of a single-cell multi-user MIMO system. The BS is equipped with an array of N antennas and serve K UEs simultaneously by using zero-forcing (ZF) precoding. The UEs are assumed to move around in the cell according to a Brownian motion model. Based on this mobility pattern, we aim at determining the statistical distribution of the energy consumption required to guarantee a given data rate at all UEs. By considering the asymptotic regime where K and N grow large with a given ratio, we prove that energy consumption statistics converge in distribution to a Gaussian random variable whose mean and variance can be analytically derived using random matrix theory tools and standard central theoretic results. It turns out in the large limit the variance of the energy consumption is dominated by the fluctuations induced by user mobility. The analytical expressions are shown to closely match the numerical results for different settings. Finally, we exemplify how the new statistical characterization can be used to characterize the probability that a battery-powered BS runs out of energy within a certain time period.

The following notation is used throughout this work. $\mathbb{E}_{\mathbf{z}}[\cdot]$, $\text{COV}_{\mathbf{z}}[\cdot]$ and $\text{VAR}_{\mathbf{z}}[\cdot]$ indicate that the expectations are computed with respect to \mathbf{z} . The notation $\|\cdot\|$ stands for the Euclidean norm whereas $J_0(\cdot)$ denotes the zero-order Bessel function. We call \mathbf{I}_K the $K \times K$ identity matrix and $\delta(t)$ the Dirac delta function. We denote by $Q(z) = \int_z^\infty 1/\sqrt{2\pi}e^{-z^2/2}dz$ the Gaussian tail function and use $Q^{-1}(z)$ to indicate its inverse.

2. SYSTEM AND SIGNAL MODEL

We consider the downlink of a single-cell multi-user MIMO system in which the BS makes use of N antennas to communicate with K single-antenna UEs. The K active UEs change over time and are randomly selected from a large set of UEs that are moving around within the coverage cell \mathcal{A} of area A . We assume that the user density ν and the number of UEs K can increase arbitrarily, while the area A is maintained fixed. This amounts to saying that K/ν is constant and equal to A . To simplify the computations, we assume that the UEs are uniformly distributed in a circular cell with radius

R such that $A = \pi R^2$ and adopt a Brownian motion (or random walk mobility) model with diffusion constant D and constrained in the circular region \mathcal{A} [5]. The location of UE k at time t is denoted by $\mathbf{x}_k(t) \in \mathbb{R}^2$. The BS is located in the centre of the cell and its N transmit antennas are adequately spaced apart such that the channel components to any UE are uncorrelated. We assume that N increases as K becomes larger while the ratio K/N is kept constant and equal to c with $0 < c < 1$. Perfect channel state information is assumed to be available at the BS and the same rate is guaranteed to each UE [6].

We call $\mathbf{s}(t) \in \mathbb{C}^{N \times 1}$ the signal transmitted at (slotted) time t and denote by $\mathbf{G}(t) \in \mathbb{C}^{N \times N}$ its precoding matrix. We assume that $\mathbf{s}(t)$ originates from a Gaussian codebook with zero mean and covariance matrix $\mathbb{E}_s[\mathbf{s}(t)\mathbf{s}^H(t)] = \mathbf{I}_K$. Letting $\mathbf{y}(t) \in \mathbb{C}^{K \times 1}$ be the vector collecting the samples received at the UEs, we may write

$$\mathbf{y}(t) = \mathbf{H}(t)\mathbf{G}(t)\mathbf{s}(t) + \mathbf{n}(t) \quad (1)$$

where $\mathbf{n}(t) \in \mathbb{C}^{K \times 1}$ is a circularly-symmetric complex Gaussian random vector with zero-mean and covariance matrix $\sigma^2\mathbf{I}_K$ and $\mathbf{H}(t) \in \mathbb{C}^{K \times N}$ is the channel matrix at time t . The (k, n) th entry $[\mathbf{H}(t)]_{k,n}$ accounts for the channel propagation coefficient between the n th antenna at the BS and the k th UE. In particular, we assume

$$[\mathbf{H}(t)]_{k,n} = \sqrt{g(\mathbf{x}_k(t))} [\mathbf{W}(t)]_{k,n} \quad (2)$$

where $g(\cdot)$ is the path-loss function and the entries $[\mathbf{W}(t)]_{k,n}$ account for the fast fading component and are modelled as independent and identically distributed circularly-symmetric complex Gaussian random variables with zero-mean and unit variances, i.e., $[\mathbf{W}(t)]_{k,n} \sim \mathcal{CN}(0, 1)$. The temporal correlations of $\mathbf{W}(t)$ are modelled according to the Jakes model [10]. We assume that

$$g(\mathbf{x}_k(t)) = \frac{1}{\|\mathbf{x}_k(t)\|^\beta + r_0^\beta} \quad (3)$$

with β and r_0 being the path-loss exponent and some cutoff parameter, respectively. As seen, $g(\mathbf{x}_k(t))$ is assumed to be independent over n . This is a reasonable assumption since the distances between UEs and BS are much larger than the distance between the antennas.

For analytical convenience, we consider the ZF precoding matrix

$$\mathbf{G}(t) = \sqrt{\rho} \mathbf{H}^H(t) \left(\mathbf{H}(t) \mathbf{H}^H(t) \right)^{-1} \quad (4)$$

where ρ is a design parameter. Substituting $\mathbf{G}(t)$ into (1) the achievable data rate of the k th UE is

$$r_k = \log \left(1 + \frac{\rho}{\sigma^2} \right). \quad (5)$$

Note that the same rate is achieved by each UE, which is a preferable property of future cellular networks [6].

The power consumption $P(t) = \mathbb{E}_s[\|\mathbf{G}(t)\mathbf{s}(t)\|^2]$ at time t is given by

$$P(t) = \rho \operatorname{tr} \left(\left(\mathbf{H}(t) \mathbf{H}^H(t) \right)^{-1} \right) \quad (6)$$

while the energy consumption E_T for a given time interval $[0, T]$ is

$$E_T = \int_0^T P(t) dt = \int_0^T \frac{1}{K} \operatorname{tr} \left(\left(\mathbf{H}(t) \mathbf{H}^H(t) \right)^{-1} \right) dt. \quad (7)$$

3. MAIN RESULT

The energy E_T is clearly a random quantity, which depends (through $\mathbf{H}(t)$) on the realizations of $\mathbf{W}(t)$ as well as on the user positions $\{\mathbf{x}_k(t)\}$ throughout the period $0 \leq t \leq T$. We aim at determining the statistics of E_T in the large system limit, i.e., $K, N \rightarrow \infty$ with $K/N = c$. For notational convenience, we denote by k_i the i th zero of the first derivative of $J_1(\cdot)$ (the Bessel function of first-order) and call

$$\phi_i = 2 \int_0^1 J_0(k_i t) t^{\beta+1} dt. \quad (8)$$

Observe that the values of $\{k_i\}$ and $\{\phi_i\}$ can be calculated explicitly as illustrated in [7].

The following proposition summarizes the main result of this work.

Proposition 1 *In the large system limit, if ZF precoding is used then the following convergence holds true:*

$$\frac{E_T - \mathbb{E}[E_T]}{\sqrt{\operatorname{VAR}[E_T]}} \xrightarrow{K, N \rightarrow \infty} \mathcal{N}(0, 1) \quad (9)$$

where the mean is given by

$$\mathbb{E}[E_T] = T \frac{\rho R^\beta}{1-c} \left(\frac{2}{\beta+2} + \frac{r_0^\beta}{R^\beta} \right) \quad (10)$$

while the variance depends on the user mobility model and takes the form

$$\operatorname{VAR}[E_T] = \frac{TR^2}{DK} \frac{\rho^2 R^{2\beta}}{(1-c)^2} \Theta + O(K^{-2}) \quad (11)$$

with $\Theta = \sum_{i=1}^{\infty} \frac{2\phi_i^2}{k_i^2 J_0^2(k_i)} \int_0^1 (1 - e^{-\frac{k_i^2 D T t}{R^2}})^2 dt$.

3.1. Sketch of proof

The complete proof of Proposition 1 is omitted for space limitations. In the sequel, we describe the main steps.

We begin by observing that when $K, N \rightarrow \infty$ with $0 < c < 1$, the average of $P(t)$ with respect to the fast fading channel $\mathbf{W}(t)$ hardens to a deterministic number given by [8, 9]

$$\mathbb{E}_{\mathbf{W}}[P(t)] \sim \frac{\rho}{1-c} \frac{1}{K} \sum_{k=1}^K \frac{1}{g(\mathbf{x}_k(t))}. \quad (12)$$

Since the path-loss functions $g(\mathbf{x}_k(t))$ are independent of each other, in the large system limit the right-hand side (RHS) of (12) converges in probability to

$$\mathbb{E}_{\mathbf{x}, \mathbf{W}}[P(t)] \sim \frac{\rho}{1-c} \mathbb{E}_{\mathbf{x}} \left[\frac{1}{g(\mathbf{x}_k(t))} \right] \quad (13)$$

from which using (3) the result in (10) easily follows. Observe that the exceedingly simple form in (10) hold true only for ZF precoding technique. It becomes more involved if other precoding techniques (such as the regularized ZF) are considered.

The variance of the energy E_T can be rewritten (using the covariance decomposition formula) as $\text{VAR}[E_T] = A_1 + A_2$ with

$$A_1 = \iint_0^T \mathbb{E}_{\mathbf{x}} [\text{COV}_{\mathbf{W}} [P(t), P(t')]] dt dt' \quad (14)$$

$$A_2 = \iint_0^T \text{COV}_{\mathbf{x}} [\mathbb{E}_{\mathbf{W}} [P(t)], \mathbb{E}_{\mathbf{W}} [P(t')]] dt dt'. \quad (15)$$

Let us start with the computation of A_1 . For this purpose, we observe that according to the Jakes model [10], the correlation time $\tau_d = 1/f_d$ (with f_d being the Doppler frequency) is exceedingly small compared to the typical times related with the UE movements. This means that we can reasonably assume that the power is δ -correlated or, equivalently, that $\text{COV}_{\mathbf{W}} [P(t), P(t')] = \text{VAR}_{\mathbf{W}} [P(t)] \tau_d \delta(t - t')$. As a result, the fluctuation term A_1 in the energy can be approximated as $A_1 \sim T \tau_d \mathbb{E}_{\mathbf{x}} [\text{VAR}_{\mathbf{W}} [P(t)]]$. From [11], using (3) we obtain

$$\mathbb{E}_{\mathbf{x}} [\text{VAR}_{\mathbf{W}} [P(t)]] \sim \frac{\rho^2 c^3}{(1-c)^3} \frac{T \tau_d}{K^2} \mathbb{E}_{\mathbf{x}} \left[\frac{1}{g^2(\mathbf{x}_k(t))} \right] \quad (16)$$

with

$$\mathbb{E}_{\mathbf{x}} \left[\frac{1}{g^2(\mathbf{x}_k(t))} \right] = \frac{R^{2\beta}}{2\beta + 2} + \frac{4r_0^\beta R^\beta}{\beta + 2} + r_0^{2\beta} \quad (17)$$

as obtained using (3). Using the above results into (14) reveals that A_1 decreases as a function of K^{-2} when $K \rightarrow \infty$.

We are now left with the computation of A_2 in (15), which is due to the fluctuations induced by the UE mobility in the cell. In particular, it can be easily shown that

$$A_2 = \frac{c^2}{K(1-c)^6} \iint_0^T \text{COV}_{\mathbf{x}} [\|\mathbf{x}(t)\|^\beta, \|\mathbf{x}(t')\|^\beta] dt dt'. \quad (18)$$

According to the Brownian motion model, averaging over the initial positions of the UE (or random walkers in the Brownian motion parlance) yields

$$\text{COV}_{\mathbf{x}} [\|\mathbf{x}(t)\|^\beta, \|\mathbf{x}(t')\|^\beta] = \iint_{\mathbf{x}, \mathbf{x}' \in \mathcal{A}} |\mathbf{x}|^\beta |\mathbf{x}'|^\beta (F(\mathbf{x}, \mathbf{x}'; t - t') - F(\mathbf{x}, \mathbf{x}'; t + t')) dx dx' \quad (19)$$

with $F(\mathbf{x}, \mathbf{x}'; t)$ being the probability that a random walker at position \mathbf{x}' reaches position \mathbf{x} at time t . Denote now by ξ the time of each step of the random walker (or, equivalently, the “forgetting time”—the time after which the walker forgets his original direction) and call ℓ the spatial length of each step. For values of t much larger than ξ , $F(\mathbf{x}, \mathbf{x}'; t)$ can be obtained in the continuum limit by solving a diffusion equation, whose corresponding diffusion constant turns out to be equal to $D = \ell^2/(4\xi)$. The diffusion equation can be solved very simply in the circular domain by providing the proper initial condition $F(\mathbf{x}, \mathbf{x}', t = 0) = \delta(\mathbf{x} - \mathbf{x}')$. To impose the condition that the random walker does not exit the domain, we need to set the derivative along the radial direction at the boundary equal to zero, i.e., $\hat{\mathbf{r}}^T \nabla F(\mathbf{x}, \mathbf{x}')|_{\|\mathbf{x}\|=R} = 0$ with $\hat{\mathbf{r}}$ being the unit vector along the radial direction. As a result, an eigenfunction expansion for $F(\mathbf{x}, \mathbf{x}')$ can be obtained and used to compute (19) from which using (18) the result in (11) follows.

In writing the result, we have taken into account that A_1 is $\propto \tau_d T R^{2\beta}/K^2$ while A_2 is $\propto T R^{2\beta+2}/(DK)$. This difference in scaling arises from two different effects. First, the extra factor of K^{-1} in the former is due to the fact that the singular values of $\mathbf{W}(t)$

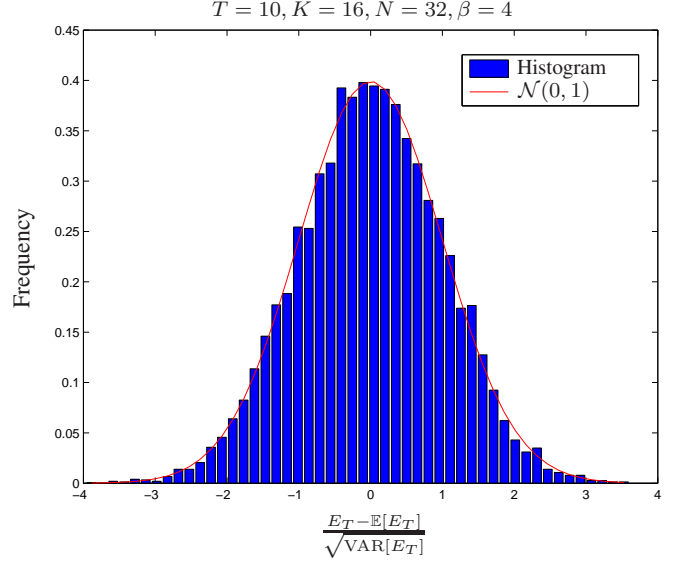


Fig. 1. Histogram of $(E_T - \mathbb{E}[E_T])/\sqrt{\text{VAR}[E_T]}$ in comparison with the normal distribution $\mathcal{N}(0, 1)$ for $T = 10, K = 16, N = 32$ and $\beta = 4$.

are strongly correlated, while the positions of the UEs are independent. Second, the decorrelation time for the fading is τ_d , while that for the user mobility is R^2/D for the user mobility, which is much larger than τ_d . Hence, both factors make the variability of the fast fading less important for the analysis.

From the results of Proposition 1, it is seen that both the mean and the variance of E_T (at least for long enough time interval T such that $DT \gg R^2$) are proportional to T . This means that the variability of the energy consumed will be less important as T becomes larger.

Finally, it can be shown that all higher-order moments of E_T asymptotically vanish for large values of K . In particular, tools from random matrix theory [8, 9] can be used to control the variations of the fading channel while standard central theoretic results are needed to prove the convergence of the fluctuations arising from user movements.

3.2. Numerical Validation

The accuracy of the results in Proposition 1 are now validated numerically by Monte-Carlo simulations for 10000 different initial positions of the UEs. Without loss of generality, we simply set $R = 1, \rho = 1, \ell = 0.05$ and $\xi = \ell^2 = 0.0025$ for illustration purposes.

Fig. 1 depicts the histogram of the $(E_T - \mathbb{E}[E_T])/\sqrt{\text{VAR}[E_T]}$ when $T = 10, K = 16, N = 32$ and $\beta = 4$. Comparisons are made with the normal distribution $\mathcal{N}(0, 1)$. The good match between the two curves validates the results of Proposition 1.

Figs. 2 and 3 show the cumulative distribution function (CDF) of E_T/T for different values of K, N, T and β . As seen, the numerical results match very well with the theoretical ones for all the investigated scenarios. The small discrepancy observed for $T = 2$ vanishes if a smaller step is used in the random walk model.

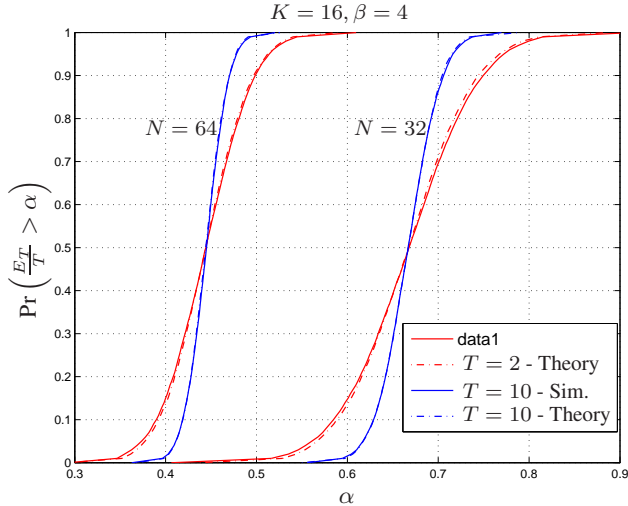


Fig. 2. Outage probability $\Pr\left(\frac{E_T}{T} > \alpha\right)$ for $T = 2$ and $T = 10$ with $K = 16, \beta = 4$ and $N = 32$ or 64 .

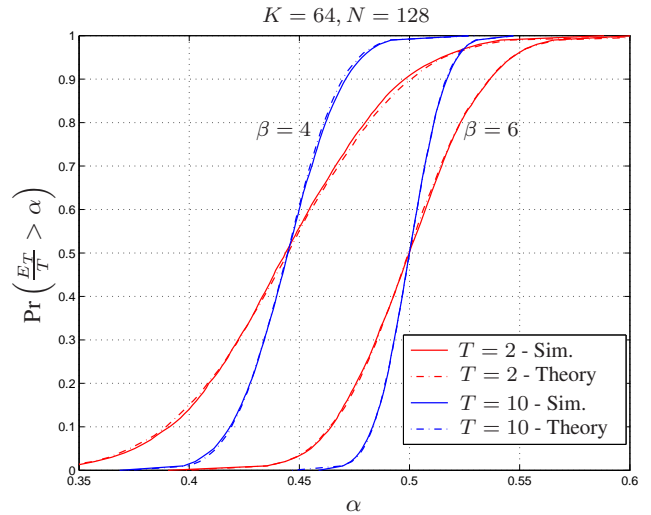


Fig. 3. Outage probability $\Pr\left(\frac{E_T}{T} > \alpha\right)$ for $T = 2$ and $T = 10$ with $K = 64, N = 128$ and $\beta = 4$ or 6 .

3.3. Application: Dimensioning of Cell Batteries

A possible application of the results of Proposition 1 is as follows. Assume that the energy level η of a battery-powered BS has to be designed such that the achievable rate of each UE is $r_k = \log(1 + \rho/\sigma^2)$ and the probability of running out of energy (before replacement or reloading) is smaller than some given threshold ϵ . Mathematically, this amounts to saying that $\Pr(E_T > \eta) \leq \epsilon$. Using the results of Proposition 1 yields

$$\Pr(E_T > \eta) = Q\left(\frac{\eta - \mathbb{E}[E_T]}{\sqrt{\text{VAR}[E_T]}}\right) \quad (20)$$

from which it follows that

$$\eta \geq \sqrt{\text{VAR}[E_T]} Q^{-1}(\epsilon) + \mathbb{E}[E_T]. \quad (21)$$

Consider for example a cell operating over a bandwidth $B = 10$ MHz with a radius $R = 1$ km and a cut-off parameter $r_0 = 0.05R = 50$ m. Assume $K = 32, N = 64$ and $\beta = 4$. If the noise power is $\sigma^2 = 10^{-14}$ J and ρ is chosen equal to 3×10^{-14} J, then the achievable data rate of each UE is $r_k = \log(1 + \rho/\sigma^2) = 2$ bit/s/Hz. Set $\ell = 10$ m and $\xi = 1$ min such that $D = \ell^2/(4\xi) = 25$ m²/min. Assume that the replacing (or recharging) time T is 1 day. In the above circumstances, from (10) and (11) we obtain $\mathbb{E}[E_T] = 1.73 \times 10^3$ J and $\text{VAR}[E_T] = 5.65 \times 10^4$ J². Using these values into (21) and setting $\epsilon = 1\%$ yields

$$\eta \geq 2.28 \times 10^3 \text{ J}. \quad (22)$$

It is worth observing that the above value accounts only for the energy required to transmit the signal $s(t)$ within the time interval T . The design of the battery level must also take into account the energy required for digital signal processing, channel coding and decoding, channel estimation and pre-coding, and so forth (see [6] for more details). However, all these quantities can be in somehow quantified off-line and easily add to η for a correct design.

4. CONCLUSIONS

In this work, we have studied the energy consumption dynamics in the large limit for a multiuser MIMO cellular network in which the UEs move around according to a Brownian motion model. In particular, we have shown that the energy consumption converges in distribution to a Gaussian random variable and we have computed its mean and variance analytically. We have shown that user mobility plays a key role in determining the fluctuations of energy consumption. Numerical results have been used to show that the analytical expressions yield accurate approximations for different settings. As an application of these results, we have dimensioned a battery-powered BS so as to satisfy a certain probability of running out of energy.

The results of this work could also be used to get some insights on how designing the number of cells required to cover a given area while taking into account the implementation costs. They could also be extended to compute the energy level consumption considering different traffic loads.

It is worth observing that the simplicity of the analytical results comes from the adoption of a ZF precoding technique at the BS. The use of different techniques (such as the regularized ZF) makes the computations much more involved and is currently under investigation. The way different user mobility models impact energy consumption dynamics is also an ongoing research activity.

5. REFERENCES

- [1] “Global mobile data traffic forecast update, 2010-2015 (cisco visual networking index),” *White Paper*, Feb. 2011.
- [2] A. Fehske, G. Fettweis, J. Malmodin, and G. Biczok, “The global footprint of mobile communications: the ecological and economic perspective,” *IEEE Communications Magazine*, vol. 49, no. 8, pp. 55 – 62, Aug. 2011.
- [3] L. Xiang, X. Ge, C.-X. Wang, F. Y. Li, and F. Reichert, “Energy efficiency evaluation of cellular networks based on spatial distributions of traffic load and power consumption,” *IEEE*

Transactions on Wireless Communications, vol. 12, no. 3, pp. 961 – 973, March 2013.

- [4] L. Decreusefond, P. Martins, and T.-T. Vu, “Modeling energy consumption in cellular networks,” in *in Proceedings of the 25th International Teletraffic Conference, France, 2013*, pp. 1–5. [Online]. Available: <http://arxiv.org/abs/1209.2039>
- [5] T. Camp, J. Boleng, and V. Davies, “A survey of mobility models for ad hoc network research,” *Wireless Communications & Mobile Computing (WCMC): Special Issue on Mobile Ad-Hoc Networking: Research, Trends and Applications*, vol. 2, pp. 483 – 502, 2002.
- [6] E. Björnson, L. Sanguinetti, J. Hoydis, and M. Debbah, “Designing multi-user MIMO for energy efficiency: When is massive MIMO the answer?” in *Proceedings of the IEEE Wireless Communications and Networking Conference (WCNC)*, 2014. [Online]. Available: <http://arxiv.org/abs/1310.3843>
- [7] I. S. Gradshteyn and I. M. Ryzhik, *Table of Integrals, Series and Products*. New York: Academic Press, 1995.
- [8] W. Hachem, P. Loubaton, and J. Najim, “Deterministic equivalents for certain functionals of large random matrices,” *The Annals of Applied Probability*, vol. 17, no. 3, pp. 875–930, 2007.
- [9] Z. D. Bai and J. W. Silverstein, “CLT for linear spectral statistics of large dimensional sample covariance matrices,” *The Annals of Probability*, vol. 32, pp. 553–605, 2004.
- [10] W. C. Jakes, *Microwave Mobile Communications*. New York: IEEE Press, 1994.
- [11] D. Maiwald and D. Kraus, “Calculation of moments of complex Wishart and complex inverse Wishart distributed matrices,” *IEE Proc-Radav, Sonar Navig.*, vol. 147, no. 4, p. 162, Aug. 2000.