



HAL
open science

Polynomial approximations for bivariate aggregate claims amount probability distributions

Pierre-Olivier Goffard, S Loisel, D Pommeret

► **To cite this version:**

Pierre-Olivier Goffard, S Loisel, D Pommeret. Polynomial approximations for bivariate aggregate claims amount probability distributions. 2015. hal-01098336v3

HAL Id: hal-01098336

<https://hal.science/hal-01098336v3>

Preprint submitted on 19 Oct 2015

HAL is a multi-disciplinary open access archive for the deposit and dissemination of scientific research documents, whether they are published or not. The documents may come from teaching and research institutions in France or abroad, or from public or private research centers.

L'archive ouverte pluridisciplinaire **HAL**, est destinée au dépôt et à la diffusion de documents scientifiques de niveau recherche, publiés ou non, émanant des établissements d'enseignement et de recherche français ou étrangers, des laboratoires publics ou privés.

Polynomial approximations for bivariate aggregate claims amount probability distributions

P.O. GOFFARD, S. LOISEL and D. POMMERET

September 14, 2015

Abstract

A numerical method to compute bivariate probability distributions from their Laplace transforms is presented. The method consists in an orthogonal projection of the probability density function with respect to a probability measure that belongs to a Natural Exponential Family with Quadratic Variance Function (NEF-QVF). A particular link to Lancaster probabilities is highlighted. The procedure allows a quick and accurate calculation of probabilities of interest and does not require strong coding skills. Numerical illustrations and comparisons with other methods are provided. This work is motivated by actuarial applications. We aim at recovering the joint distribution of two aggregate claims amounts associated with two insurance policy portfolios that are closely related, and at computing survival functions for reinsurance losses in presence of two non-proportional reinsurance treaties.

Keywords: Bivariate aggregate claims model, bivariate distribution, bivariate Laplace Transform, numerical inversion of Laplace transform, natural exponential families with quadratic variance functions, orthogonal polynomials.

1 Introduction

In insurance and in reinsurance, some common events may cause simultaneous, correlated claims in two lines of business. For example, in third-party liability motor insurance, an accident may cause corporal damage and material damage losses. These parts of the same claim are then handled by different claim managers and reserving is most often also done separately, which makes it necessary to study the joint distribution and not only the marginals or the distribution of the sum (except when one loss dominates the other one, which makes correlation of secondary importance). The study of the sum may be reduced to a one-dimensional problem, see [3]. Similarly, a reinsurer who accepts two stop-loss treaties from two customers operating on the same market is exposed to the sum of two excesses of aggregate losses, which contain in general some independent part and some common shock part, arising from events that generate claims for the two insurance companies at the same time. To compute the Value-at-Risk of the reinsurer's exposure, or to compute the probability that the reinsurer loses more than certain risk limits, we need the bivariate distribution of the aggregate claims amount of the two insurers. In addition to classical couples of independent aggregated losses drawn from compound distributions, one needs to study the common shock part of the bivariate loss vector. We define a bivariate

collective model with common shock by

$$\begin{pmatrix} S_1 \\ S_2 \end{pmatrix} = \sum_{j=1}^N \begin{pmatrix} U_{1j} \\ U_{2j} \end{pmatrix} + \begin{pmatrix} \sum_{i=1}^{N_1} V_i \\ \sum_{i=1}^{N_2} W_i \end{pmatrix}, \quad (1.1)$$

$$= \begin{pmatrix} X_1 \\ X_2 \end{pmatrix} + \begin{pmatrix} Y_1 \\ Y_2 \end{pmatrix}, \quad (1.2)$$

where $\mathbf{S} = (S_1, S_2)$ denotes the aggregate claims amount of two non-life insurance portfolios over a given time period. An event may be associated to a unique claim incurred simultaneously in the portfolios. The number of such events is modeled through a counting random variable N . These events cause losses that are positively correlated and represented by a sequence of independent and identically distributed (**i.i.d.**) random vectors $\{(U_{1j}, U_{2j})\}_{j \in \mathbb{N}^*}$. We are interested in bivariate distributions that allow dependence between U_{1j} and U_{2j} . An event may also cause several losses in the two portfolios. The number of claims are then correlated and modeled by two counting random variables N_1 and N_2 . The vector $\mathbf{N} = (N_1, N_2)$ admits a bivariate distribution allowing dependency between N_1 and N_2 . The claim sizes are sequences of **i.i.d.** random variables $\{V_i\}_{i \in \mathbb{N}^*}$ and $\{W_i\}_{i \in \mathbb{N}^*}$. The model (1.1), proposed in the work of Jin et al. [14], enables one to include dependency among both the claim sizes and the claim frequencies. Aggregate claims are governed by compound distributions. These distributions, in the univariate case, are already difficult to study because closed formulae for the probability density function are available in only a few cases. The cumbersome computation time induced by Monte Carlo simulations to obtain accurate values of probabilities motivates the use of numerical techniques.

Recursion based methods have been designed to cope with bivariate aggregate claims distributions, they can be viewed as extension of the so-called Panjer's algorithm. The distribution of the vector $\mathbf{X} = (X_1, X_2)$ is recovered through a recursion procedure in [4, 24], whereas the distribution of the vector $\mathbf{Y} = (Y_1, Y_2)$ is studied in [12, 24, 26]. Recursion based techniques rely on the existence of recurrence relationships between the probabilities of the claim frequencies which limits their use to certain kind of distributions. The Fast Fourier Transform is a procedure that permits one to inverse the discrete Fourier transform of the aggregate claim distribution. A multivariate extension is derived and applied to recover the distribution of \mathbf{Y} and \mathbf{S} in [13, 14]. The authors provide a numerical comparison of the two procedure. The required arithmetization of the claim amounts distribution remains the main drawback of these methods. One may be interested in methods that do not start with a discretization of the claim size distribution.

In this paper, we develop an effective method to compute bivariate Probability Density Functions (BPDFs) from the knowledge of their bivariate Laplace transforms or equivalently from the moments of the distribution. First, we choose a reference distribution that belongs to a NEF-QVF. Then, we express the BPDF with respect to this reference measure as an expansion in terms of orthonormal polynomials. The polynomials are orthogonal with respect to the reference probability measure. When we aim at recovering a BPDF on the positive quadrant of the plane, as it is the case within the frame of aggregate claims amount distribution, our method looks like a well established method called the Laguerre method. The similarity is due to the fact that we choose a Gamma distribution as reference distribution associated with Laguerre polynomials to ensure the validity of the expansion. We refer to [1] where an effective variant of the Laguerre method is presented. The same authors also work out a multivariate extension, see [2]. The main contribution of

our work lies in the possibility of choosing the parameters of the reference distribution to enhance the performance of the method. A great body of the applied probability literature is dedicated to the numerical inversion of the Laplace transform of univariate PDF but to the best of our knowledge only a few attempts have been made in a multivariate context. A Fourier series based method is presented in [6] motivated by applications in queueing theory. The desired function is recovered from the Fourier series coefficients of a periodic version of the function constructed by aliasing. The inversion formula involves integral computations that are completed using a trapezoidal rule justified by Poisson summation formula. It also implies truncation but not a simple one: Euler summation formula for alternating series is employed consequently to the neat replacement of the original infinite serie by an equivalent alternating one. Interesting applications are allowed because of the possibility of recovering BPDFs of couples of random variables formed by a discrete and a continuous one. Recently, a moment-recovered approximation has been proposed in [20]. The stable approximants for the BPDF and the joint survival function are derived. A very interesting feature of this method is that the approximation can be turned into a statistical estimation as there exist empirical counterparts of the aforementioned approximants. The expansion we propose is also well adapted to empirical estimation. The empirical estimation of BPDF when data are available will be at the center of a forthcoming paper. Finally, one key aspect of the method is that once the parameters have been chosen and the coefficients computed, approximations for the joint probability density and survival functions are available in an explicit form.

In Section 2, we introduce a BPDF expansion formula based on orthogonal projection within the frame of NEF-QVF. In Section 3, the expansion for bivariate aggregate claims amount distributions is derived along with conditions to ensure the validity of the polynomial expansion. Section 4 presents the link established between our expansion and Gamma-Gamma Lancaster probabilities. Section 5 is devoted to numerical illustrations and examples of application. A comparison to the moment-recovered method is also proposed.

2 Expression of the joint density

2.1 Orthogonal polynomials associated with NEF-QVF

Let $F = \{F_\theta, \theta \in \Theta\}$ with $\Theta \subset \mathbb{R}$ be a Natural Exponential Family (NEF), see [5], generated by a probability measure ν on \mathbb{R} such that

$$\begin{aligned} F_\theta(X \in A) &= \int_A \exp[x\theta - \kappa(\theta)] d\nu(x) \\ &= \int_A f(x, \theta) d\nu(x), \end{aligned}$$

where $A \subset \mathbb{R}$, $\kappa(\theta) = \log [\int_{\mathbb{R}} e^{\theta x} d\nu(x)]$ is the Cumulant Generating Function (CGF), and $f(x, \theta)$ is the density of P_θ with respect to ν . Let X be a random variable F_θ distributed. The mean of X is

$$\mu = \mathbb{E}_\theta(X) = \int x dF_\theta(x) = \kappa'(\theta),$$

and its variance is

$$\mathbb{V}(\mu) = \text{Var}_\theta(X) = \int (x - \mu)^2 dF_\theta(x) = \kappa''(\theta).$$

The application $\theta \rightarrow \kappa'(\theta)$ is one to one. Its inverse function $\mu \rightarrow h(\mu)$ is defined on $\mathcal{M} = \kappa'(\Theta)$. With a slight change of notation, we can rewrite $F = \{F_\mu, \mu \in \mathcal{M}\}$, where F_μ has mean μ and density $g(x, \mu) = \exp\{h(\mu)x - \kappa[h(\mu)]\}$ with respect to ν . A NEF has a Quadratic Variance Function (QVF) if there exist reals v_0, v_1, v_2 such that

$$\mathbb{V}(\mu) = v_0 + v_1\mu + v_2\mu^2. \quad (2.1)$$

The Natural Exponential Families with Quadratic Variance Function (NEF-QVF) include the normal, Gamma, hyperbolic, Poisson, binomial and negative binomial distributions.

Define

$$P_n(x, \mu) = V^n(\mu) \left[\frac{\partial^n}{\partial \mu^n} g(x, \mu) \right] / g(x, \mu), \quad (2.2)$$

for $n \in \mathbb{N}$. Each $P_n(x, \mu)$ is a polynomial of degree n in both μ and x . Moreover, if F is NEF-QVF, $\{P_n\}_{n \in \mathbb{N}}$ is a family of orthogonal polynomials with respect to P_μ in the sense that

$$\langle P_n, P_m \rangle = \int P_n(x, \mu) P_m(x, \mu) dF_\mu(x) = \delta_{nm} \|P_n\|^2, \quad m, n \in \mathbb{N},$$

where δ_{mn} is the Kronecker symbol equal to 1 if $n = m$ and 0 otherwise. For the sake of simplicity, we choose $\nu = F_{\mu_0}$. Then, $f(x, \mu_0) = 1$ and we write

$$P_n(x) = P_n(x, \mu_0) = \mathbb{V}^n(\mu_0) \left[\frac{\partial^n}{\partial \mu^n} g(x, \mu) \right]_{\mu=\mu_0}. \quad (2.3)$$

We also consider in the rest of the paper a normalized version of the polynomials defined in (2.3) with $Q_n(x) = \frac{P_n(x)}{\|P_n\|}$. For an exhaustive review regarding NEF-QVF and their properties, we refer to [23].

2.2 Bivariate probability measures and their Laplace transform

Let (X, Y) be a couple of random variables, governed by a bivariate probability measure $F_{X,Y}$. We also assume that (X, Y) admits a joint probability density function with respect to a bivariate measure denoted by λ , such that

$$dF_{X,Y}(x, y) = f_{X,Y}(x, y) d\lambda(x, y). \quad (2.4)$$

Its bivariate Laplace transform is defined as

$$\widehat{f_{X,Y}}(s, t) = \int \int e^{sx+ty} f_{X,Y}(x, y) d\lambda(x, y). \quad (2.5)$$

We consider the bivariate NEF-QVF generated by

$$d\nu(x, y) = d\nu_1(x) \times d\nu_2(y), \quad (2.6)$$

where ν_1 and ν_2 are two probability measures that belong to NEF-QVF absolutely continuous with respect to λ . With the notation of Section 2.1, the probability density function associated with ν is

$$f_\nu(x, y) = f_{\nu_1}(x) f_{\nu_2}(y), \quad (2.7)$$

where f_{ν_i} denotes the PDF of ν_i for $i = 1, 2$. Let $Q_{k,l}^\nu(x, y) = Q_k^{\nu_1}(x) Q_l^{\nu_2}(y)$, $k, l \in \mathbb{N}$ be a bivariate orthonormal polynomial system in the sense that

$$\begin{aligned} \langle Q_{k,l}^\nu, Q_{i,j}^\nu \rangle &= \int \int Q_{k,l}^\nu(x, y) Q_{i,j}^\nu(x, y) d\nu(x, y) \\ \langle Q_{k,l}^\nu, Q_{i,j}^\nu \rangle &= \delta_{ki} \delta_{lj}. \end{aligned}$$

We denote by $L^2(\nu)$ the set of square integrable functions with respect to ν .

Proposition 1. Assume that $\frac{dF_{X,Y}}{d\nu} \in L^2(\nu)$, we have the following expansion

$$\frac{dF_{X,Y}}{d\nu}(x, y) = \sum_{k=0}^{+\infty} \sum_{l=0}^{+\infty} \left\langle \frac{dF_{X,Y}}{d\nu}, Q_{k,l}^\nu \right\rangle Q_{k,l}^\nu(x, y) \quad (2.8)$$

$$= \sum_{k=0}^{+\infty} \sum_{l=0}^{+\infty} E [Q_{k,l}^\nu(X, Y)] Q_{k,l}^\nu(x, y). \quad (2.9)$$

Applying Proposition 1 yields an expansion of the probability density function

$$f_{X,Y}(x, y) = \sum_{k=0}^{+\infty} \sum_{l=0}^{+\infty} \left[\int \int f_{X,Y}(x, y) Q_{k,l}^\nu(x, y) dx dy \right] \times Q_{k,l}^\nu(x, y) f_\nu(x, y). \quad (2.10)$$

We have

$$Q_{k,l}^\nu(x, y) = \sum_{i=0}^k \sum_{j=0}^l q_{i,j}(k, l) x^i y^j, \quad (2.11)$$

where $q_{i,j}(k, l)$ is expressed in terms of the coefficients of $Q_k^{\nu_1}$ and $Q_l^{\nu_2}$. Reinjecting the expression of $Q_{k,l}^\nu$ given in (2.11) in the probability density function (2.10) gives the two following representations of $f_{X,Y}$

$$\begin{aligned} f_{X,Y}(x, y) &= \sum_{k=0}^{+\infty} \sum_{l=0}^{+\infty} \sum_{i=0}^k \sum_{j=0}^l q_{i,j}(k, l) \int \int x^i y^j f_{X,Y}(x, y) dx dy \times Q_{k,l}^\nu(x, y) f_\nu(x, y) \\ &= \sum_{k=0}^{+\infty} \sum_{l=0}^{+\infty} \sum_{i=0}^k \sum_{j=0}^l q_{i,j}(k, l) \left[\frac{\partial^{i+j}}{\partial s^i \partial t^j} \widehat{f_{X,Y}}(s, t) \right]_{s=0, t=0} Q_{k,l}^\nu(x, y) f_\nu(x, y) \\ &\doteq \sum_{k=0}^{+\infty} \sum_{l=0}^{+\infty} a_{k,l} Q_{k,l}^\nu(x, y) f_\nu(x, y). \end{aligned}$$

Remark 1. The probability density function takes the form of an expansion. The coefficients are expressed in terms of the moments and equivalently in terms of the derivative of the bivariate Laplace transform. The expression of the probability density function is therefore a Laplace transform inversion formula.

Approximations of the bivariate probability density function are obtained through truncations of the infinite series

$$f_{X,Y}^{K,L}(x, y) = \sum_{k=0}^K \sum_{l=0}^L a_{k,l} Q_{k,l}^\nu(x, y) f_\nu(x, y),$$

where K and L denote the order of truncation of the approximation. In view of future applications, we are interested in getting approximations of cumulative distribution functions, which are obtained through integration of the approximated density

$$F_{X,Y}^{K,L}(x, y) = \int_{-\infty}^x \int_{-\infty}^y f_{X,Y}^{K,L}(u, v) d\lambda(u, v) \quad (2.12)$$

$$= \sum_{k=0}^K \sum_{l=0}^L a_{k,l} \int_{-\infty}^x \int_{-\infty}^y Q_{k,l}^\nu(u, v) f(u, v) d\lambda(u, v). \quad (2.13)$$

The goodness of the approximation lies in the decay of the sequence defined by the coefficients of the expansion. Note that from $\frac{dF_{X,Y}}{d\nu} \in L^2(\nu)$, a Parseval type relation holds

$$\int \int f_{X,Y}^2(x,y) dx dy = \sum_{k=0}^{+\infty} \sum_{l=0}^{+\infty} a_{k,l}^2 < +\infty. \quad (2.14)$$

Relation (2.14) implies that the sequence $\{a_{k,l}\}_{k,l \in \mathbb{N}}$ decreases towards 0 with respect to k and l . The choice of the NEF-QVF and its parameters depends on the problem, and are discussed in the next section.

3 Application to a bivariate aggregate claims amount distribution

3.1 General formula

Aggregate claims amount are modeled by non-negative random variables. The only continuous NEF-QVF having support on \mathbb{R}^+ is generated by the Gamma distribution, according to the classification given in [23]. The two other continuous NEF-QVF distributions are the normal and the hyperbolic ones which have support on \mathbb{R} . The Gamma distribution admits a probability density function with respect to the Lebesgue measure defined as

$$f(x) = \frac{x^{r-1} e^{-x/m}}{\Gamma(r) m^r}. \quad (3.1)$$

The orthogonal polynomials associated with the Gamma distribution are the generalized Laguerre polynomials

$$Q_k(x) = \frac{(-1)^k L_k^{r-1}(x/m)}{\sqrt{\binom{k+r-1}{k}}}, \quad (3.2)$$

where $L_n^{r-1}(x) = \sum_{i=0}^n \binom{n+r-1}{n-i} \frac{(-x)^i}{i!}$, see [25]. The random vector (S_1, S_2) , defined in (1.1), is divided into two parts that are considered separately. The first part,

$$\begin{pmatrix} X_1 \\ X_2 \end{pmatrix} = \sum_{j=1}^N \begin{pmatrix} U_{1j} \\ U_{2j} \end{pmatrix}, \quad (3.3)$$

is governed by a bivariate compound distribution. The bivariate probability measure associated with (X_1, X_2) is divided into a discrete part with an atom at $(0, 0)$ with a probability mass equal to $p_0 = P(N = 0)$ and a continuous part that is absolutely continuous with respect to the bivariate Lebesgue measure. Thus we have

$$dF_{X_1, X_2}(x_1, x_2) = p_0 \delta_{\{x_1=0, x_2=0\}}(x_1, x_2) + dG_{X_1, X_2}(x_1, x_2), \quad (3.4)$$

where $\delta_{\{x_1=0, x_2=0\}}(x_1, x_2)$ is the Dirac measure equal to 1 at $(0, 0)$ and 0 otherwise. We aim at expanding the continuous part using Proposition 1. The defective density probability function of dG_{X_1, X_2} is denoted by g_{X_1, X_2} . We define a bivariate NEF-QVF probability measure as in Section 2 by

$$\nu(x_1, x_2) = \nu_1(x_1) \times \nu_2(x_2), \quad (3.5)$$

where ν_1 and ν_2 are Gamma distributions with parameters (m_1, r_1) and (m_2, r_2) respectively. Orthogonal polynomials with respect to ν are defined as

$$Q_{l,k}^\nu(x_1, x_2) = Q_k^{\nu_1}(x_1) \times Q_l^{\nu_2}(x_2), \quad (3.6)$$

where $\{Q_k^{\nu_1}\}_{k \in \mathbb{N}}$ and $\{Q_l^{\nu_2}\}_{l \in \mathbb{N}}$ are orthogonal polynomial systems with respect to ν_1 and ν_2 respectively, and defined as in (3.2). If $\frac{dG_{X_1, X_2}}{d\nu} \in L^2(\nu)$, applying Proposition 1 yields

$$g_{X_1, X_2}(x_1, x_2) = \sum_{k=0}^{+\infty} \sum_{l=0}^{+\infty} a_{k,l} Q_{k,l}^{\nu}(x_1, x_2) f_{\nu}(x_1, x_2), \quad (3.7)$$

where f is the BPDF associated to the probability measure ν .

Remark 2. *The Laguerre series method in [2] is related to our approach with a particular parametrization that is $m_1 = m_2 = 2$ and $r_1 = r_2 = 1$.*

We know from the Parseval type relation (2.14) that the sequence of coefficients of the expansion is decreasing towards 0. But how fast does it actually decrease?

We address this problem using generating function theory just like what is done in [2]. The interesting fact is that the generating function of the coefficients of the expansion is linked to the bivariate Laplace transform of the expanded probability density function. We start from the expression given in (3.7). By taking the bivariate Laplace transform, we get

$$\begin{aligned} \widehat{g_{X_1, X_2}}(s_1, s_2) &= \int_0^{+\infty} \int_0^{+\infty} e^{s_1 x_1 + s_2 x_2} g_{X_1, X_2}(x_1, x_2) dx_1 dx_2 \\ &= \sum_{k=0}^{+\infty} \sum_{l=0}^{+\infty} a_{k,l} \sqrt{\binom{k+r_1-1}{k} \binom{l+r_2-1}{l}} \\ &\times \left(\frac{1}{1-s_1 m_1} \right)^{r_1} \left(\frac{1}{1-s_2 m_2} \right)^{r_2} \left(\frac{s_1 m_1}{1-s_1 m_1} \right)^k \left(\frac{s_2 m_2}{1-s_2 m_2} \right)^l \\ &= \left(\frac{1}{1-s_1 m_1} \right)^{r_1} \left(\frac{1}{1-s_2 m_2} \right)^{r_2} B \left(\frac{s_1 m_1}{1-s_1 m_1}, \frac{s_2 m_2}{1-s_2 m_2} \right), \end{aligned} \quad (3.8)$$

where

$$B(z_1, z_2) = \sum_{k=0}^{+\infty} \sum_{l=0}^{+\infty} b_{k,l} z_1^k z_2^l \quad (3.9)$$

is the generating function of the two-dimensional sequence $\{b_{k,l}\}_{k,l \in \mathbb{N}}$. The coefficients of the expansion follow from

$$a_{k,l} = \frac{b_{k,l}}{\sqrt{\binom{k+r_1-1}{k} \binom{l+r_2-1}{l}}}. \quad (3.10)$$

The generating function B is derived from the bivariate Laplace transform after a simple change of variable in Equation (3.8):

$$B(z_1, z_2) = (1+z_1)^{-r_1} (1+z_2)^{-r_2} \widehat{g_{Y_1, Y_2}} \left(\frac{z_1}{m_1(1+z_1)}, \frac{z_2}{m_2(1+z_2)} \right). \quad (3.11)$$

In [2], the authors compute the coefficients of the expansion through the derivative of their generating function. They use Cauchy contour integral to express the derivatives as integrals and approximate them via a trapezoidal rule. In some cases, when the Laplace transform expression is simple, the derivatives can be calculated directly with a computational software. The attractive feature of our method lies in the possibility of tuning the parameters of the Gamma distributions in order to modify the generating function. We illustrate this fact through the following example:

Example 1. Let (X, Y) be a couple of independent random variables exponentially distributed with parameters δ_1 and δ_2 . The bivariate Laplace transform associated with this couple of random variables is

$$\widehat{f_{X,Y}}(s_1, s_2) = \frac{\delta_1}{\delta_1 - s_1} \times \frac{\delta_2}{\delta_2 - s_2}. \quad (3.12)$$

We inject the bivariate Laplace transform expression (3.12) in the generating function defined in (3.11) to get

$$B(z_1, z_2) = \frac{(1+z_1)(1+z_2)}{(1+z_1)^{r_1}(1+z_2)^{r_2}} \times \frac{\delta_1 \delta_2}{[\delta_1 + z_1(\delta_1 - 1/m_1)][\delta_2 + z_2(\delta_2 - 1/m_2)]}. \quad (3.13)$$

In this case, the parametrization is straightforward. We set $r_1 = r_2 = 1$, $m_1 = 1/\delta_1$ and $m_2 = 1/\delta_2$, so $B(z_1, z_2) = 1$ which implies that $a_{0,0} = 1$ and $a_{k,l} = 0$ for all $k, l \geq 1$.

The Laplace transforms of the distributions considered in the rest of the paper are more complicated and it is less straightforward to choose the parameters.

We now turn to the study of the second part of the random vector (S_1, S_2) . Recall that

$$\begin{pmatrix} Y_1 \\ Y_2 \end{pmatrix} = \begin{pmatrix} \sum_{i=1}^{N_1} V_i \\ \sum_{i=1}^{N_2} W_i \end{pmatrix}. \quad (3.14)$$

The counting random variables N_1 and N_2 are assumed to be independent. Thus the components of the random vector (Y_1, Y_2) are also independent which simplifies the model stated in the introduction. The probability measure of (Y_1, Y_2) is given by

$$\begin{aligned} dF_{Y_1, Y_2}(y_1, y_2) &= P(N_1 = 0)P(N_2 = 0)\delta_{\{y_1=0, y_2=0\}}(y_1, y_2) + dG_{Y_1}(y_1) \times dG_{Y_2}(y_2) \\ &+ P(N_1 = 0)dG_{Y_2}(y_2) + P(N_2 = 0)dG_{Y_1}(y_1). \end{aligned}$$

The defective probability measures dG_{Y_1} and dG_{Y_2} are associated to univariate compound distribution. The expression of the probability density function are not always available in a closed form. In that case, we can use a univariate polynomial approximation described in [10, 9] to recover the probability function.

Finally, the polynomial approximation of the probability measure of (S_1, S_2) follows from the combination of the polynomial approximations of the BPDF of (X_1, X_2) and (Y_1, Y_2) through a two-dimensional convolution procedure. In the next Section, we show how to choose the parameters of the expansion in order to ensure the integrability condition mentioned in Proposition 1.

3.2 Integrability condition

The polynomial expansion is valid under the following condition:

$$\int_0^{+\infty} \int_0^{+\infty} \left[\frac{dG_{X_1, X_2}}{d\nu}(x_1, x_2) \right]^2 d\nu(x_1, x_2) < +\infty, \quad (3.15)$$

which is equivalent to

$$\int_0^{+\infty} \int_0^{+\infty} g_{X_1, X_2}(x_1, x_2)^2 x_1^{1-r_1} x_2^{1-r_2} e^{x/m_1 + y/m_2} dx_1 dx_2 < +\infty. \quad (3.16)$$

The parameters m_1 , m_2 , r_1 and r_2 of the reference distribution play a key role regarding the validity of the polynomial expansion.

Let (X, Y) be a couple of non-negative random variables with a joint PDF $f_{X,Y}(x, y)$. We define the set

$$E = \{(s, t) \in [0, +\infty) \times [0, +\infty); \widehat{f_{X,Y}}(s, t) < +\infty\}, \quad (3.17)$$

and denote by E^c its complementary. The following result gives us insight on how to choose the parameters of the reference distribution.

Theorem 1. *Let (X, Y) be a couple of non-negative random variables with a joint PDF $f_{X,Y}(x, y)$. We assume that $E \neq \{(0, 0)\}$. We assume additionally that there exist two real numbers $a, b \geq 0$ such that for all $(x, y) \in [a, +\infty) \times [b, +\infty)$, the applications $x \rightarrow f_{X,Y}(x, y)$ and $y \rightarrow f_{X,Y}(x, y)$ are strictly decreasing. Then we have*

$$f_{X,Y}(x, y) \leq A(s, t)e^{-sx-ty}, \quad \forall (x, y) \in [a, +\infty) \times [b, +\infty), \quad (3.18)$$

where $A(s, t)$ is some real number independent of x and y .

Proof. Let $(x, y) \in [a, +\infty) \times [b, +\infty)$, we have

$$\begin{aligned} \widehat{f_{X,Y}}(s, t) &\geq \int_a^x \int_b^y e^{su+tv} f_{X,Y}(u, v) dudv \\ &= \int_a^x e^{su} \frac{1}{t} \left[e^{tv} f_{X,Y}(u, y) - e^{tb} f_{X,Y}(u, b) \right] dudv \\ &\quad - \int_a^x e^{su} \int_b^y \frac{e^{tv}}{t} \frac{\partial f_{X,Y}(u, v)}{\partial v} dudv \\ &\geq \int_a^x e^{su} \frac{1}{t} \left[e^{tv} f_{X,Y}(u, y) - e^{tb} f_{X,Y}(u, b) \right] dudv \\ &\geq \frac{e^{sx+ty}}{st} f_{X,Y}(x, y) + \frac{e^{sa+tb}}{st} f_{X,Y}(a, b) \\ &\quad - \frac{1}{st} \left[e^{sa+ty} f_{X,Y}(a, y) + e^{sx+tb} f_{X,Y}(x, b) \right]. \end{aligned} \quad (3.19)$$

In order to deal with the part (3.19), we need the following lemma.

Lemma 1. *Let f be a continuously differentiable function on \mathbb{R}^+ . Assume that there exist some $a > 0$ such that $x \rightarrow f(x)$ is strictly decreasing for $x > a$. Assume additionally that there exist $s > 0$ such that $\widehat{f}(s) < +\infty$. Then we have*

$$f(x) \leq A(s)e^{-sx} \quad \forall (x, y) \in [a, +\infty), \quad (3.20)$$

where $A(s)$ is some real number independent of x .

Proof. For $x \geq a$, we have

$$\begin{aligned} \widehat{f}(s) &\geq \int_a^x e^{sy} f(y) dy \\ &= \left[\frac{e^{sy}}{s} f(y) \right]_a^x - \frac{1}{s} \int_a^x e^{sy} f'(y) dy. \end{aligned} \quad (3.21)$$

$$\geq \frac{1}{s} [f(x)e^{sx} - f(a)e^{sa}]. \quad (3.22)$$

Thus, we deduce that $\forall x \geq a$,

$$f(x) \leq A(s)e^{-sx},$$

where $A(s) = s\widehat{f}(s) + f(a)e^{sa}$. □

As $\widehat{f}(s, t) < +\infty$, we have

$$\widehat{f_{X,Y}}(0, t) = \int_0^{+\infty} \int_0^{+\infty} e^{ty} f_{X,Y}(x, y) < +\infty. \quad (3.23)$$

As $y \rightarrow e^{ty} f_{X,Y}(x, y)$ is a non-negative function, applying Fubini-Tonelli's theorem yields $\int_0^{+\infty} e^{ty} f_{X,Y}(x, y) < +\infty$ for all $x \in [0, +\infty)$, and for $x = a$ in particular. We can therefore apply Lemma 1 to the application $y \rightarrow f_{X,Y}(a, y)$, which yields

$$f_{X,Y}(a, y) \leq A_1(t)e^{-ty}. \quad (3.24)$$

Using the same arguments, we get that

$$f_{X,Y}(x, b) \leq A_2(t)e^{-sx}. \quad (3.25)$$

Reinjecting inequalities (3.24) and (3.25) in (3.19) yields

$$f_{X,Y}(x, y) \leq \left[st\widehat{f_{X,Y}}(-s, -t) - e^{sa+tb} f_{X,Y}(a, b) + A_2(t)e^{tb} + A_1(s)e^{sa} \right] e^{-sx-ty}. \quad (3.26)$$

□

Theorem 1 allows us to bound continuous joint PDF when the bivariate Laplace transform is well defined for some positive arguments. We aim at recovering the distribution of (X_1, X_2) that admits a singular and a continuous part. We put aside the singular part and expand the continuous part represented through its defective bivariate defective probability density function g_{X_1, X_2} . Theorem 1 holds for g_{X_1, X_2} as for any common bivariate probability density function that satisfies the hypothesis of Theorem 1. We define $E^* = \overline{E} \cap \overline{E^c}$, where \overline{E} is the closure of E . One can note that for any $(s, t) \in [0, +\infty) \times [0, +\infty)$ if there exist (s^*, t^*) such that $s < s^*$ and $t < t^*$ then $(s, t) \in E$. The next result follows from that last remark.

Corollary 1. *We consider a couple of random variables (X_1, X_2) defined as in (3.3). Assume that g_{X_1, X_2} satisfies the hypothesis of Theorem 1. For all $(s_1^*, s_2^*) \in E^*$, if we take $\{1/m_1 < 2s_1^*, 1/m_2 < 2s_2^*, r_1 = 1, r_2 = 1\}$, then the integrability condition (3.16) is satisfied.*

Corollary 1 will help us greatly in Section 5. Theorem 1 and Corollary 1 show that the polynomial expansion is valid under the condition that the bivariate Laplace transform exists. If it is not the case, it is difficult to ensure the good behavior of the coefficients of the polynomial expansion. It is the case for instance when the claim sizes admit an heavy tailed distribution. In those cases, the method proposed in this paper might not applicable. Within the frame of insurance applications, a solution can be to consider truncated distributions for the claim sizes justified by the existence of a non proportional reinsurance treaty with a given retention level. The next section links our approach with Lancaster probabilities.

4 Downton Bivariate Exponential distribution and Lancaster probabilities

A classical problem, which has become known as the *Lancaster problem*, see [18], is to characterize bivariate distributions with given margins and orthogonal eigenfunctions. Let ν_1 and ν_2 be two probability measures with associated orthonormal polynomials sequences $\{Q_n^1\}_{n \in \mathbb{N}}$ and $\{Q_n^2\}_{n \in \mathbb{N}}$ respectively. We denote by f_{ν_1} and f_{ν_2} the PDF of ν_1 and ν_2 . Exchangeable Lancaster bivariate densities have the form

$$f_{X,Y}(x, y) = \left[\sum_{k=0}^{+\infty} a_k Q_k^{\nu_1}(x) Q_k^{\nu_2}(y) \right] f_{\nu_1}(x) f_{\nu_2}(y), \quad (4.1)$$

where $\{a_k\}_{k \in \mathbb{N}}$ is a sequence of real numbers with $a_0 = 1$. The Lancaster problem can be reduced to finding a proper sequence $\{a_k\}_{k \in \mathbb{N}}$ such that f is nonnegative and therefore a BPDF. The characterization of the Lancaster probabilities constructed via NEF-QVF has been widely studied by Koudou, see [15, 16, 17]. He gave existence conditions and explicit forms of Lancaster sequences in various cases. In a recent publication, Diaconis et al. [7] studied the binomial-binomial case which means that the marginal distributions are both binomial. Characterizations with a more "probabilistic flavor" than the classical one are given. Recall that the classical way to construct a Lancaster probability consists in considering the distribution of $(X, Y) = (U + W, V + W)$, where U, V, W , are independent random variables governed by the same distribution. This "random element in common" way allows to construct Lancaster probabilities based on any NEF-QVF distribution. To connect Lancaster probabilities with our approach, we start by considering our representation of the BPDF for a couple of nonnegative random variables (X, Y)

$$f_{X,Y}(x, y) = \left\{ \sum_{k=0}^{+\infty} \sum_{l=0}^{+\infty} E [Q_k^{\nu_1}(X) Q_l^{\nu_2}(Y)] Q_k^{\nu_1}(x) Q_l^{\nu_2}(y) \right\} f_{\nu_1}(x) f_{\nu_2}(y), \quad (4.2)$$

where f_{ν_i} is a Gamma PDF and $\{Q_k^i\}_{k \in \mathbb{N}}$ its orthonormal polynomials sequence for $i = 1, 2$. In order to get a Lancaster probability from the BPDF defined in (4.2), we need a bi-orthogonality condition, namely

$$E [Q_k^{\nu_1}(X) Q_l^{\nu_2}(Y)] = \delta_{kl} a_k. \quad (4.3)$$

Let (X, Y) be a couple of random variables governed by a Downton Bivariate Exponential distribution $DBVE(\mu_1, \mu_2, \rho)$ introduced in [8]. We apply our method to recover the joint PDF of this distribution. The bivariate Laplace transform associated with the DBVE distribution is

$$\widehat{f_{X,Y}}(s_1, s_2) = \frac{\mu_1 \mu_2}{(\mu_1 - s_1)(\mu_2 - s_2) - \rho s_1 s_2}, \quad (4.4)$$

where $\mu_1, \mu_2 \geq 0$ and $0 \leq \rho \leq 1$. We inject the bivariate Laplace transform expression (5.5) in the generating function defined in (3.11) to get

$$B(z_1, z_2) = \frac{(1 + z_1)^{1+r_1} (1 - z_2)^{1-r_2} \mu_1 \mu_2}{[z_1(1/m_1 - \mu_1) + \mu_1] [z_2(1/m_2 - \mu_2) + \mu_2] - \frac{z_1 z_2 \rho}{m_1 m_2}}. \quad (4.5)$$

We set $r_1 = r_2 = 1$, $m_1 = \frac{1}{\mu_1}$ and $m_2 = \frac{1}{\mu_2}$, so $B(z_1, z_2) = \frac{1}{1 - z_1 z_2 \rho}$ which implies that

$$a_k \doteq a_{k,l} = \rho^k \delta_{kl}. \quad (4.6)$$

The double sum turns into a simple one, leaving us with the same form as in (4.1) and yielding the following result:

Proposition 2. *The Downton Bivariate Exponential distribution belongs to Lancaster probabilities and its PDF admits an infinite series representation of the form*

$$f_{\nu}(x, y) = \left[\sum_{k=0}^{+\infty} a_k Q_k^{\nu_1}(x) Q_k^{\nu_2}(y) \right] f_{\nu_1}(x) f_{\nu_2}(y), \quad (4.7)$$

where $a_k = \rho^k \delta_{kl}$, f_{ν_1} is the PDF of a $\Gamma\left(\frac{1}{\mu_1}, 1\right)$ distribution and f_{ν_2} is the PDF of a $\Gamma\left(\frac{1}{\mu_2}, 1\right)$ distribution.

Historically, the DBVE distribution has been used to capture the joint lifetimes of two components for reliability purposes. These two components are assumed to collapse after a random numbers of shocks with exponential inter-arrival times. We therefore have

$$\begin{pmatrix} X \\ Y \end{pmatrix} = \sum_{j=1}^{N+1} \begin{pmatrix} U_{1j} \\ U_{2j} \end{pmatrix}, \quad (4.8)$$

where N is a counting random variable governed by a geometric distribution with parameters ρ . The $\{U_{ij}\}_{i \in \{1,2\}, j \in \mathbb{N}}$ are mutually independent and exponentially distributed with parameter μ_i and independent of N . We shed light here on a new way to construct Gamma-Gamma Lancaster probabilities through geometric compounding exponential random vectors.

5 Numerical illustrations

In this section, we aim at recovering the joint distribution of (S_1, S_2) defined in (1.1). As the joint probability density and survival functions are not available in a closed form, we assess the accuracy of the polynomial approximation on well known bivariate distributions. Then, we propose an example of practical applications by performing computations of quantities of interest for risk management purposes. Note that we consider a case where no closed formula of the BPDF is available.

5.1 Approximation of common bivariate exponential distributions

We define the approximation error as the relative difference between the exact function and its approximation

$$\Delta f(x, y) = \frac{f(x, y) - f^{Proxy}(x, y)}{f(x, y)}, \quad x, y \in \mathbb{R}^+, \quad (5.1)$$

and we express it in percentages. We propose a two-dimensional graphical visualization. The color of the surface indicates the level of error at each point located by its coordinates (x, y) . We compare the results of the polynomial approximation to the results of the moments-recovered method when approximating the joint PDF and the joint survival function of the considered distributions. The approximation of the joint PDF through the moment recovered method follows from

$$\begin{aligned} f_{X,Y}^{\alpha, \alpha'}(x, y) &= \frac{e^{-x-y} \Gamma(\alpha + 2) \Gamma(\alpha' + 2)}{\Gamma(\lfloor \alpha e^{-x} \rfloor + 1) \Gamma(\lfloor \alpha' e^{-y} \rfloor + 1)} \\ &\times \sum_{k=0}^{\alpha - \lfloor \alpha e^{-x} \rfloor} \sum_{l=0}^{\alpha' - \lfloor \alpha' e^{-y} \rfloor} \frac{(-1)^{k+l} \widehat{f_{X,Y}}(\lfloor \alpha e^{-x} \rfloor + k, \lfloor \alpha' e^{-y} \rfloor + l)}{k! (\alpha - \lfloor \alpha e^{-x} \rfloor - k) l! (\alpha' - \lfloor \alpha' e^{-y} \rfloor - l)}. \end{aligned} \quad (5.2)$$

This approximation tends towards the desired function when α and α' tend to infinity. The approximation of the joint survival function is given by

$$\overline{F}_{X,Y}^{\alpha,\alpha'}(x,y) = \sum_{k=0}^{\lfloor \alpha e^{-x} \rfloor} \sum_{l=0}^{\lfloor \alpha' e^{-y} \rfloor} \sum_{i=k}^{\alpha} \sum_{j=l}^{\alpha'} \binom{\alpha}{i} \binom{i}{k} \binom{\alpha'}{j} \binom{j}{l} (-1)^{i+j-k-l} \widehat{f}_{X,Y}(i,j). \quad (5.3)$$

The approximation formulas (5.2) and (5.3) are derived in [20]. It is recommended when using this method to evaluate (5.2) and (5.3) on a grid defined as

$$(x_i, y_j) = \left[\ln \left(\frac{\alpha}{\alpha - i + 1} \right), \ln \left(\frac{\alpha'}{\alpha' - j + 1} \right) \right], \quad i = 1, \dots, \alpha, \quad j = 1, \dots, \alpha'.$$

The final approximation follows from a simple interpolation procedure.

5.1.1 Expansion of the Downton Bivariate Exponential distribution

The Downton Bivariate Exponential distribution - $DBVE(\mu_1, \mu_2, \rho)$, introduced in [8], has been used to capture the joint lifetimes of two components for reliability purposes. These two components are assumed to collapse after a random numbers of shocks with exponential inter-arrival times. The joint PDF of a $DBVE(\mu_1, \mu_2, \rho)$ -distributed random vector (X, Y) is given by

$$f_{X,Y}(x,y) = \frac{\mu_1 \mu_2}{1-\rho} \exp \left(-\frac{\mu_1 x + \mu_2 y}{1-\rho} \right) I_0 \left[\frac{2\sqrt{\rho \mu_1 \mu_2 x y}}{1-\rho} \right], \quad x, y \in \mathbb{R}_+^2 \quad (5.4)$$

where I_0 denotes the modified Bessel function of the first kind, $\mu_1, \mu_2 \geq 0$ and $0 \leq \rho \leq 1$. The bivariate Laplace transform of (X, Y) is given by

$$\widehat{f}_{X,Y}(s_1, s_2) = \frac{\mu_1 \mu_2}{(\mu_1 - s_1)(\mu_2 - s_2) - \rho s_1 s_2}. \quad (5.5)$$

In this particular case, the study of the generating function of the coefficients is of interest to choose the parameters of the Gamma measures. We inject the bivariate Laplace transform expression (5.5) in the generating function defined in (3.11) to get

$$B(z_1, z_2) = \frac{(1-z_1)^{1-r_1} (1-z_2)^{1-r_2} \mu_1 \mu_2}{[z_1(\mu_1 - 1/m_1) - \mu_1][z_2(\mu_2 - 1/m_2) - \mu_2] - \frac{z_1 z_2 \rho}{m_1 m_2}}. \quad (5.6)$$

We set $r_1 = r_2 = 1$, $m_1 = \frac{1}{\mu_1}$ and $m_2 = \frac{1}{\mu_2}$, so $B(z_1, z_2) = \frac{1}{1-\rho z_1 z_2}$ which implies that

$$a_{k,l} = \rho^k \delta_{kl}, \quad (5.7)$$

along with a good accuracy. For the numerical illustration, we set $\{\mu_1 = 1/2, \mu_2 = 2, \rho = 1/4\}$. Figure 1 shows the approximation error associated to the polynomial approximation.

An acceptable level of error is reached at almost every points of the bivariate probability density function with an order of truncation equal to 5. Figure 2 shows the approximation error of the moment-recovered based method. Increasing values of α and α' are considered.

The approximation of the moment-recovered based method works quite well too. However, the polynomial expansion seems to be better suited to the problem due to the geometrical decay of the coefficients of the expansion. In order to provide a fair comparison, we perform an approximation of the Marshall-Olkin Bivariate Exponential distribution in the next subsection.

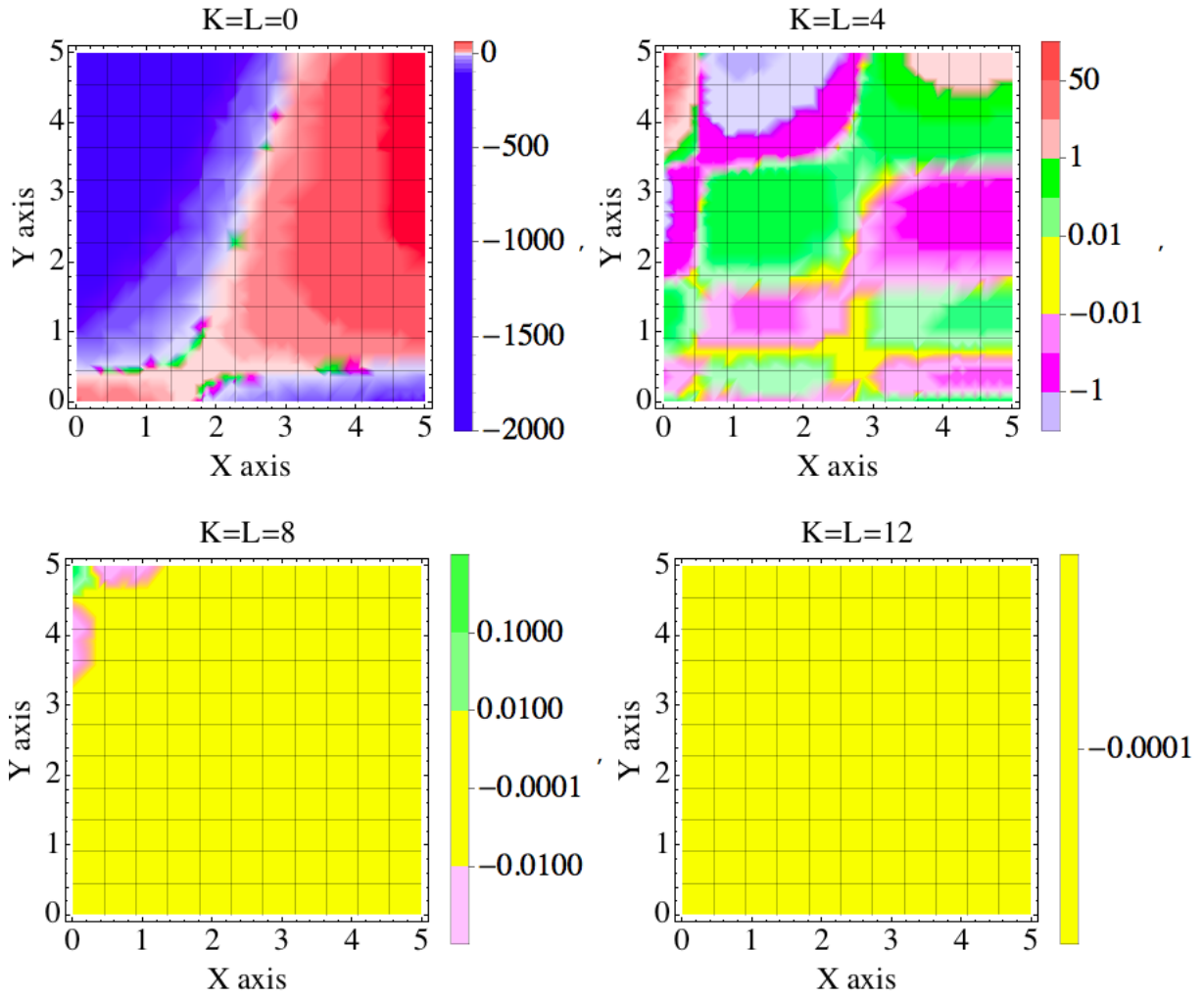


Figure 1: Error map for the joint PDF of a $DBVE(1/2, 2, 1/4)$ distribution approximated by polynomial expansion

5.1.2 The Marshall-Olkin Bivariate Exponential distribution

The Marshall-Olkin Bivariate Exponential distribution - $MOBVE(\lambda_1, \lambda_2, \lambda_{12})$ has been introduced in [19] with reliability interpretations. It aims at modelling the time-to-failure of a two components system that receives shocks impacting one or both of the components. Each shock can cause the failure of none, one or both of the components. The definition implies the possibility that the two components fail at the same time, which means that the distribution admits a continuous and a singular part. This type of distribution arises naturally within a two-dimensional framework. The Marshall-Olkin Bivariate Exponential distribution $MOBVE(\lambda_1, \lambda_2, \lambda_{12})$ has been originally characterized through its joint survival function

$$\overline{F_{X,Y}}(x, y) = \exp[-\lambda_1 x - \lambda_2 y - \lambda_{12} \max(x, y)]. \quad (5.8)$$

The BPDF associated with this distribution is divided into the sum of an absolutely continuous part with respect to the bivariate Lebesgue measure and another part being singular,

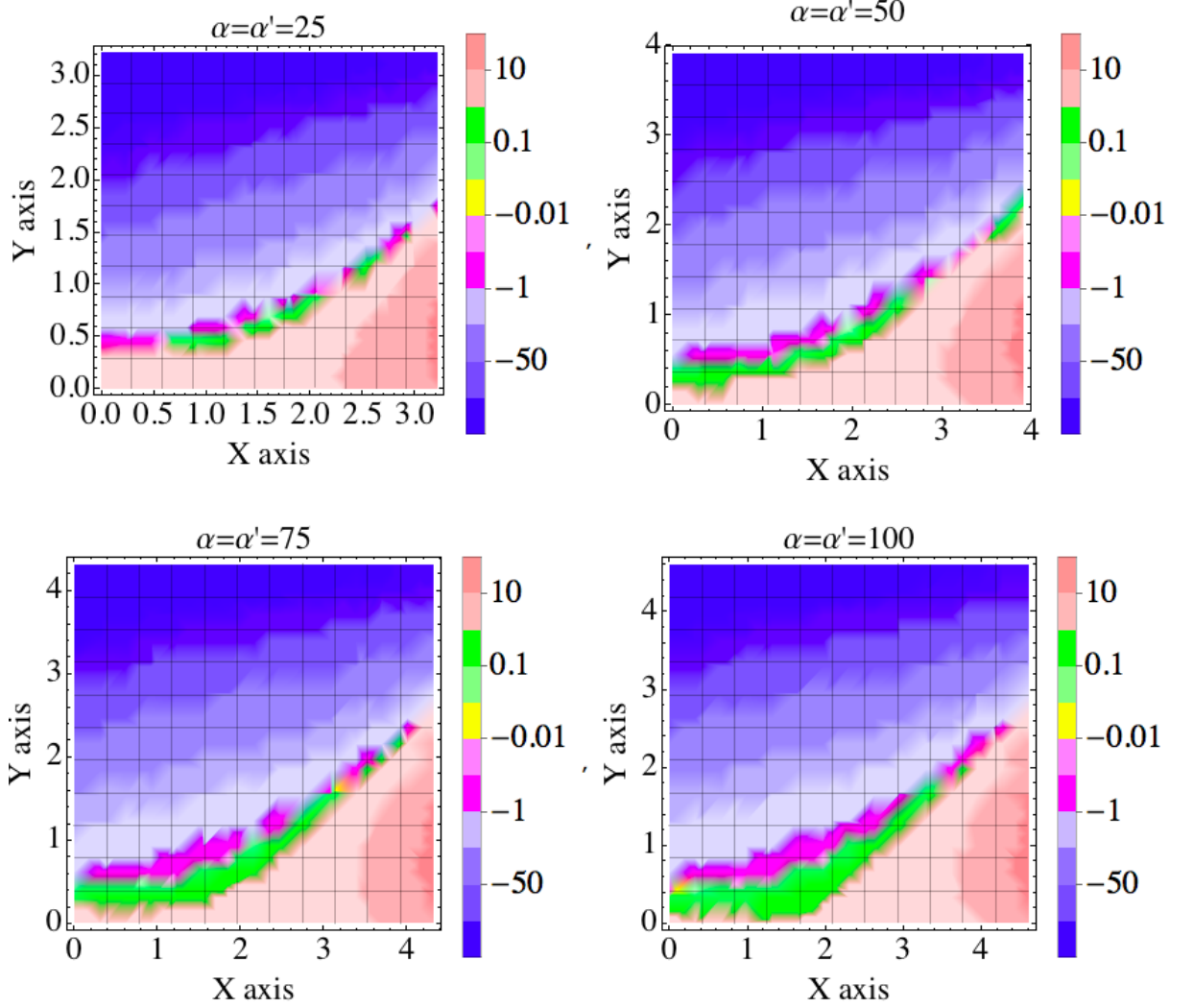


Figure 2: Error map for the joint PDF of a $DBVE(1/2, 2, 1/4)$ distribution approximated by the moment-recovered method

defined on the line $\{x = y\}$. The BPDF can be written as

$$f_{X,Y}(x, y) = \lambda_2(\lambda_1 + \lambda_{12})\overline{F_{X,Y}}(x, y)\mathbf{1}_{x>y}(x, y) \quad (5.9)$$

$$+ \lambda_1(\lambda_2 + \lambda_{12})\overline{F_{X,Y}}(x, y)\mathbf{1}_{x<y}(x, y) \quad (5.10)$$

$$+ \lambda_{12}e^{-\lambda \max(x,y)}\mathbf{1}_{x=y}(x, y), \quad (5.11)$$

where $\lambda = \lambda_1 + \lambda_2 + \lambda_{12}$. The Laplace transform associated to the MOBVE distribution is

$$\widehat{f_{X,Y}}(s_1, s_2) = \frac{(\lambda - s_1 - s_2)(\lambda_1 + \lambda_{12})(\lambda_2 + \lambda_{12}) + s_1 s_2 \lambda_{12}}{(\lambda - s_1 - s_2)(\lambda_1 + \lambda_{12} - s_1)(\lambda_2 + \lambda_{12} - s_2)}. \quad (5.12)$$

The distribution is not absolutely continuous with respect to the bivariate Lebesgue measure, the hypotheses of Proposition 1 are not satisfied. However, we manage to isolate the singular part. So we can expand the defective probability density function associated with the continuous part of the distribution and add the singular part to the polynomial expansion in order to recover the entire distribution. The continuous part has a joint defective

PDF $f_{X,Y}^C$, which is the sum of (5.9) and (5.10), and admits a Laplace transform of the form

$$\widehat{f_{X,Y}^C}(s_1, s_2) = \frac{s_2(\lambda_1 + s_1)}{(\lambda_1 + \lambda_2 + s_1)(\lambda_1 + \lambda_{12} + \lambda_2 + s_1 + s_2)} \quad (5.13)$$

$$+ \frac{s_1(\lambda_1 + s_2)}{(\lambda_1 + \lambda_{12} + s_2)(\lambda_1 + \lambda_{12} + \lambda_2 + s_1 + s_2)}. \quad (5.14)$$

The generating function of the coefficients of the expansion is tedious, making it difficult to choose relevantly the parameters of the expansion. Unlike in the case of the DBVE distribution, we cannot ensure that the chosen parametrization is the best. Approximations with different parametrization are compared in terms of accuracy.

- **Parametrization 1:** $\{m_1 = \frac{1}{\lambda_1 + \lambda_{12}}, m_2 = \frac{1}{\lambda_2 + \lambda_{12}}, \nu_1 = 1, \nu_2 = 1\}$
- **Parametrization 2:** $\{m_1 = \frac{1}{\lambda_1}, m_2 = \frac{1}{\lambda_2}, \nu_1 = 1, \nu_2 = 1\}$
- **Parametrization 3:** $\{m_1 = \frac{1}{\lambda}, m_2 = \frac{1}{\lambda}, \nu_1 = 1, \nu_2 = 1\}$

We set $\{\lambda_1 = 1/2, \lambda_2 = 2, \lambda_{12} = 1\}$. In view of a future probabilistic application, the error on the joint survival function is very interesting. Let us see how the polynomial method performs when it comes to approximating the joint survival function. We also apply the moment recovered method with the inversion formula dedicated to survival function approximation. On Figure 3, the relative difference between the exact value of the joint survival function and its polynomial approximation is plotted for different parametrizations and an order of truncation equal to 10.

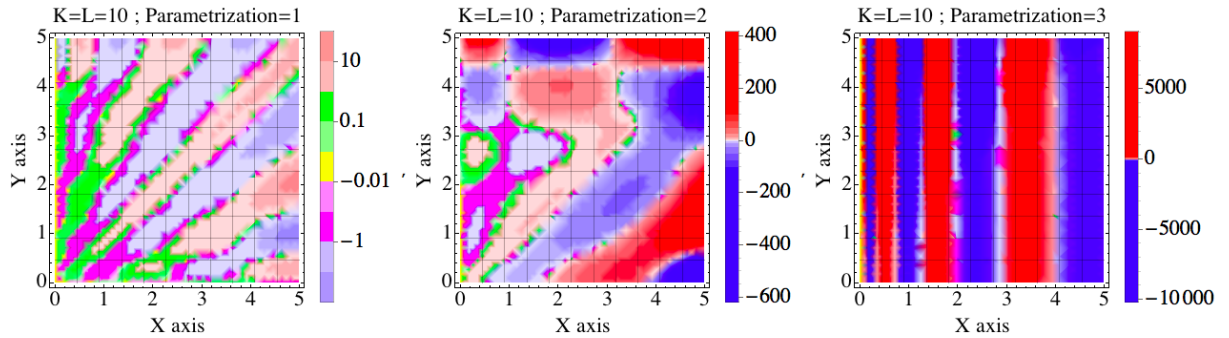


Figure 3: Error map for the joint survival function of a $MOBVE(1/2, 2, 1)$ distribution approximated by polynomial expansion with different sets of parameters.

The first parametrization seems to be the most suited to the problem as the convergence towards the exact value is quicker. Figure 4 displays the relative error between the exact value of the joint survival function and its polynomial approximation with parametrizations 1 and different order of truncation.

On Figure 5, the difference between the exact value of the joint survival function and its moments approximation is plotted for increasing values of α and α' .

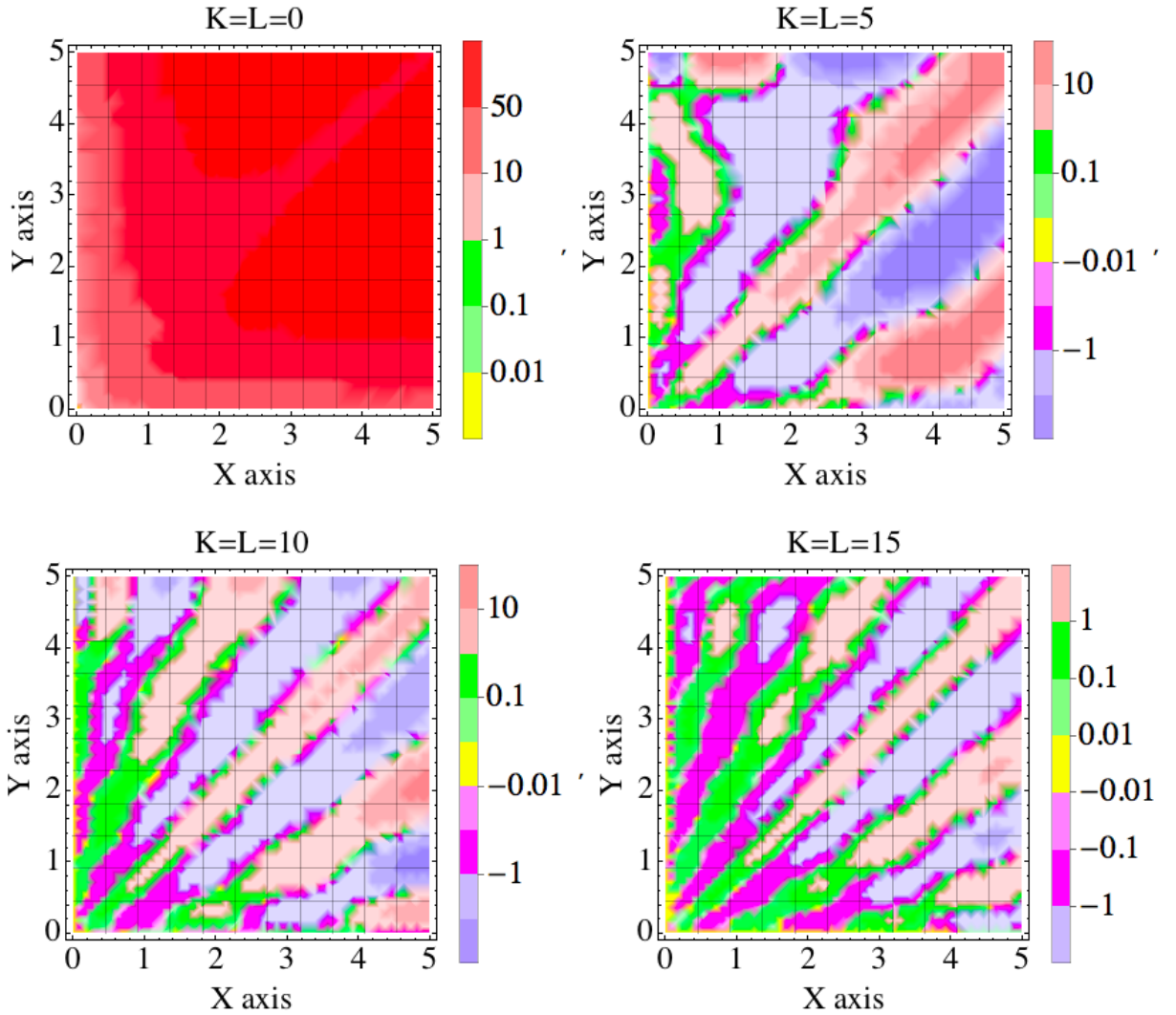


Figure 4: Error map for the joint survival function of a $MOBVE(1/2, 2, 1)$ distribution approximated by polynomial expansion with different sets of parameters.

The results are satisfying for both methods, even if it looks like the moment recovered method does not perform well for $x, y \in [0, 0.5]$. One can note that the polynomial expansion with the first parametrization performs better than the moment-recovered based method. However, the moment-recovered based method has been enhanced in recent papers with the introduction of the scaled Laplace transform, see [21, 22]. These improvements have been made in the univariate case but might be extended soon to the bivariate case and comparison would be interesting in the future.

5.2 Approximation of the distribution of a bivariate claim amount distribution

The main concern of this paper is to deal with the distribution of

$$\begin{pmatrix} X_1 \\ X_2 \end{pmatrix} = \sum_{j=1}^N \begin{pmatrix} U_{1j} \\ U_{2j} \end{pmatrix}. \quad (5.15)$$

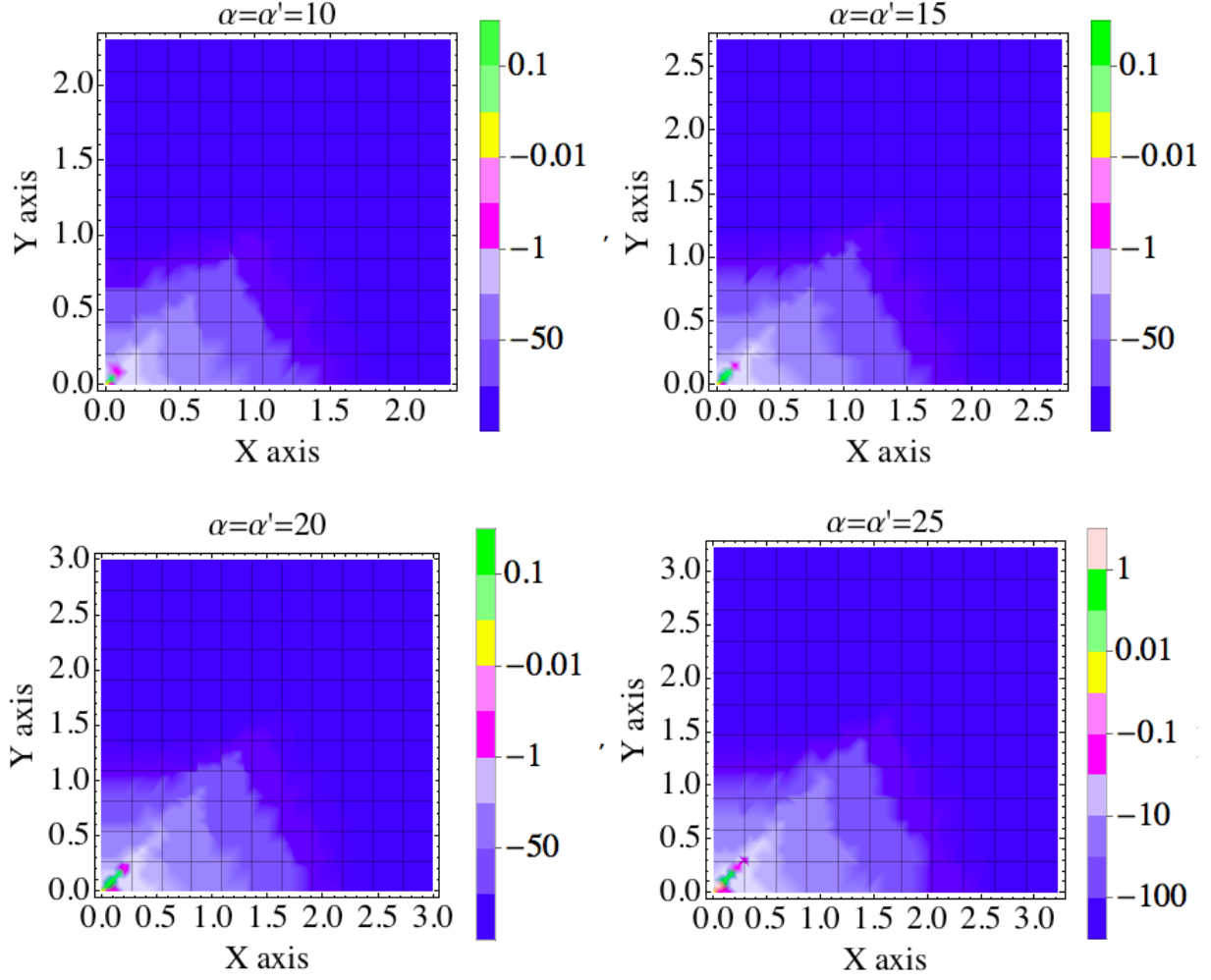


Figure 5: Error map for the joint survival function of a $MOBVE(1/2, 2, 1)$ distribution approximated by the moment recovered method.

We assume here that the sequence of random vectors (U_{1i}, U_{2i}) is **i.i.d.** and $DBVE(\mu_1, \mu_2, \rho)$ -distributed. The number of claims is governed by a negative binomial distribution $\mathcal{NB}(a, p)$. In this case, the corresponding bivariate Laplace transform

$$\widehat{g_{X_1, X_2}}(s_1, s_2) = \left[\frac{1-p}{1-p\widehat{f_{U_1, U_2}}(s_1, s_2)} \right]^a - (1-p)^a, \quad (5.16)$$

exists if $\widehat{f_{U_1, U_2}}(s_1, s_2) < p^{-1}$. In view of Corollary 1, the parameters must be chosen under the constraints

$$\{m_1 < 2s_1^*, m_2 < 2s_2^*, r_1 = r_2 = 1\},$$

where the couple (s_1^*, s_2^*) satisfies the equation $\widehat{f_{U_1, U_2}}(s_1^*, s_2^*) = p^{-1}$. We set $\{\mu_1 = 1, \mu_2 = 1, \rho = 1/4\}$ as parameters of the DBVE distribution and $\{a = 1, p = 3/4\}$ as parameters of the negative binomial distribution. In this particular case, if we set

$$\left\{ m_1 = \frac{1}{\mu_1(1-p)}, m_2 = \frac{1}{\mu_2(1-p)}, r_1 = 1, r_2 = 1 \right\}$$

as parameters of the reference distribution, the generating function of the coefficients of the expansion defined in (3.11) takes the form

$$B(z_1, z_2) = \frac{1}{1 + z_1 z_2 [p^2 - \rho(1-p)^2 - p]}. \quad (5.17)$$

The coefficients of the expansion are therefore $a_{kl} = [p^2 - \rho(1-p)^2 - p]^k \delta_{kl}$. The geometric decay of the coefficients implies a fast convergence of the approximation towards the desired function. It is easily checked that

$$\widehat{f_{U_1, U_2}} \left(\frac{1}{2\mu_1(1-p)}, \frac{1}{2\mu_2(1-p)} \right) < p,$$

making the chosen parametrization valid. The exact value of the survival function is unknown. A benchmark value is derived through Monte Carlo simulations using algorithms described in [11]. In order to get a good proxy via Monte Carlo techniques, we produce 10^5 realizations of the couple (Y_1, Y_2) . Figure 6 shows the difference between the values of the survival function derived by Monte Carlo and by polynomial expansion.

One can see that we get close to the benchmark with an order of truncation equal to 5. Figure 7 provides a 3D visualization of the joint probability density and survival function of the distribution.

5.3 Reinsurer's risk profile in presence of two correlated insurers

We now consider a reinsurer with two customers. We assume that the reinsurer accepted a stop-loss reinsurance treaty with limit b_i in excess of priority c_i from insurer i , where $i = 1, 2$. This means that if S_i is the aggregated claims amount for insurer i , then the reinsurer must pay $Z = \min([S_1 - c_1]^+, b_1) + \min([S_2 - c_2]^+, b_2)$. For risk management or pricing purposes, the reinsurer is interested in computing $P(Z > z)$ for different risk limits. To achieve that, one needs the joint distribution of (S_1, S_2) and it is not enough to know the distribution of $(S_1 + S_2)$, which would often be easier to obtain.

As an illustration, we assume that each insurer has to pay some specific claims amount, which correspond to the two independent components. We also take into account common shocks arising from events which cause claims for both insurers, like hail or storm episodes: for example, in the case of a hail episode, it might happen that 1 windshield has to be replaced for insurer 1 and that 2 windshields have to be replaced for insurer 2. Of course, for one particular event (the k^{th} for instance) the two claims $U_{1,k}$ (incurred for insurer 1) and $U_{2,k}$ (incurred for insurer 2) are positively correlated, because they are influenced by the severity of the event causing the common shock. We therefore consider that the vector (S_1, S_2) is described as

$$\begin{pmatrix} S_1 \\ S_2 \end{pmatrix} = \sum_{j=1}^N \begin{pmatrix} U_{1j} \\ U_{2j} \end{pmatrix} + \begin{pmatrix} \sum_{i=1}^{N_1} V_i \\ \sum_{i=1}^{N_2} W_i \end{pmatrix}, \quad (5.18)$$

and has been defined in the introduction. The number of claims that incurs in the two portfolios is a counting random variable denoted by N , and governed by a negative binomial distribution $\mathcal{NB}(a, p)$. The severities of those claims are modeled through a sequence of **i.i.d** random vectors $\{(U_{1,j}, U_{2,j})\}_{j \in \mathbb{N}}$, $DBVE(\mu_1, \mu_2, \rho)$ -distributed, and independent

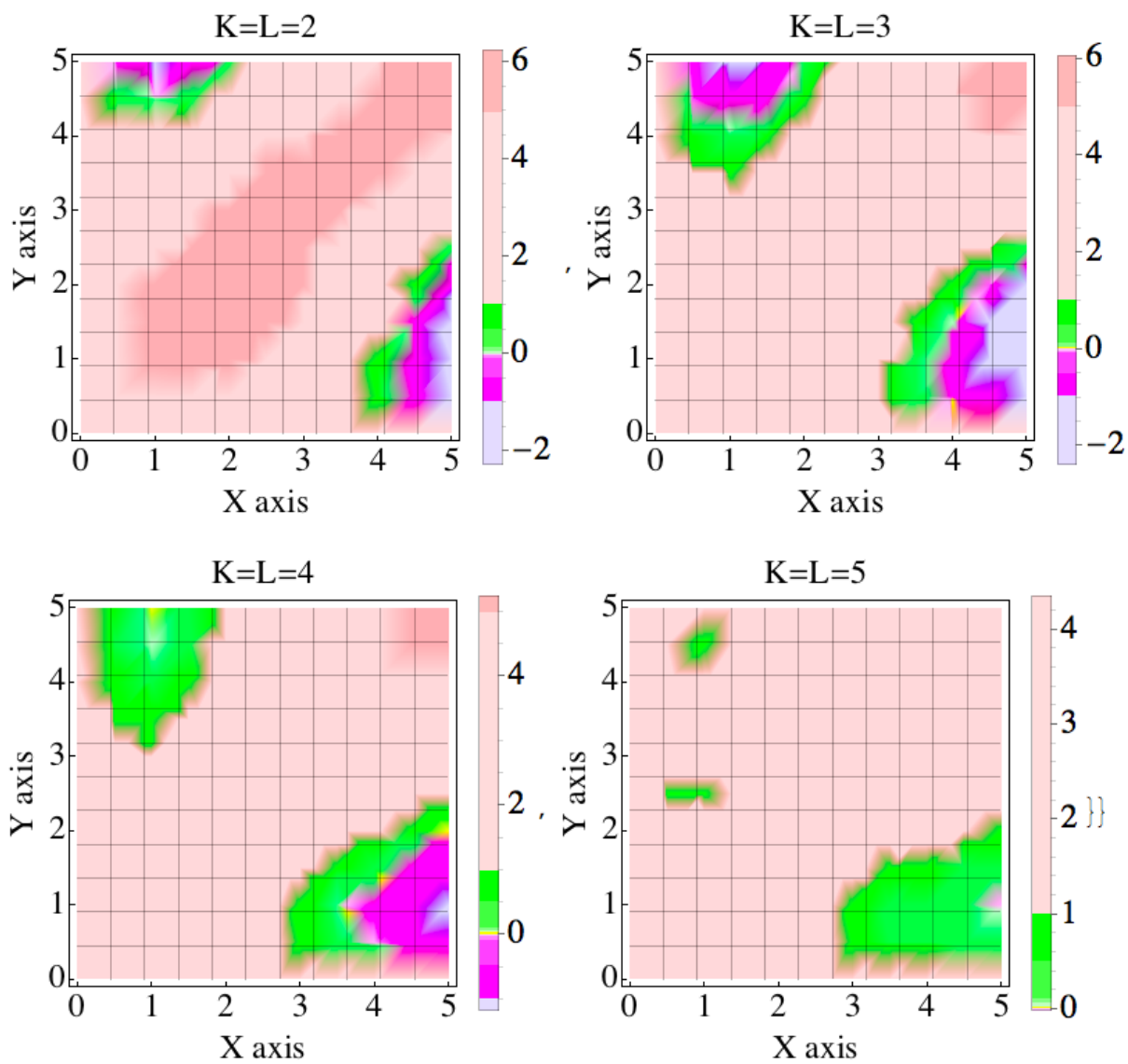


Figure 6: Discrete error map for the joint survival function of compound distribution $[\mathcal{NB}(1, 3/4), DBVE(1, 1, 1/4)]$

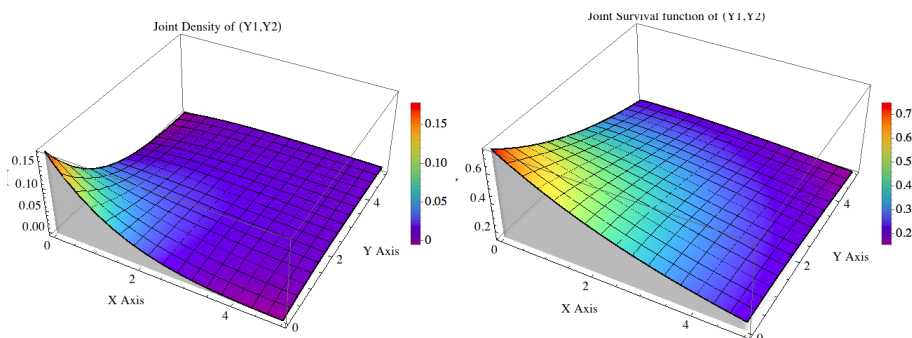


Figure 7: Joint survival function of compound distribution $[\mathcal{NB}(1, 3/4), DBVE(1, 1, 1/4)]$ with an order of truncation equal to 10

from N . We set $\{a = 1, p = 3/4, \mu_1 = 1, \mu_2 = 1, \rho = 1/4\}$. The second part of the right-hand side of 5.18 represents the claim amounts specific to each insurer. The numbers of claims are modeled by two independent counting random variables N_1 and N_2 that are governed by two negative binomial distribution $\mathcal{NB}(a_i, p_i)$, where $i = 1, 2$. The sequences $\{V_i\}_{i \in \mathbb{N}}$ and $\{W_i\}_{i \in \mathbb{N}}$ are formed by **i.i.d** nonnegative random variables that represent the claim sizes. We assume that they are exponentially distributed $\Gamma(1, \beta_i)$, where $i = 1, 2$. We set $\{a_1 = a_2 = 1, p_1 = p_2 = 3/4, \alpha_1 = \alpha_2 = 1, \beta_1 = \beta_2 = 1\}$. These sequences are mutually independent and independent from N_1 and N_2 . To recover the distribution of (S_1, S_2) using the polynomial technology, we use a bivariate polynomial approximation to recover the distribution of (X_1, X_2) , and a univariate polynomial approximation to both of the components of the second part of the right-hand side of (5.18). The polynomial expansion in a univariate context has been presented in a previous work, we refer the reader to [10]. The joint probability density function of the second part is obtained by multiplying the marginal PDF due to the independence of the two components. The BPDF of (S_1, S_2) is derived by convoluting the polynomial approximations of the different parts. One must pay attention to the singularities that arise from the non-zero probability of having $\{N = 0\}$, $\{N_1 = 0\}$ and $\{N_2 = 0\}$. To expand the common part, we set $\left\{m_1 = \frac{1}{\mu_1(1-p)}, m_2 = \frac{1}{\mu_2(1-p)}, r_1 = 1, r_2 = 1\right\}$ as parameters of the polynomial expansion in view of the good results obtained in Subsection 5.2. The PDF of a geometric compound distribution with exponential claim sizes is available in a closed form, so we do not need to use univariate polynomial expansions. In order to appreciate the accuracy of our method, we need benchmark values. A sample of 10^5 Monte Carlo simulations of (S_1, S_2) is produced. On Figure 8, the relative difference between the survival function obtained via Monte Carlo and polynomial expansion is plotted.

The level of error is still acceptable. Figure 9 displays the joint probability density and survival functions.

As there exists a symmetry between the two portfolios, we assume that the same reinsurance treaty is proposed to each insurer with the same priority and limit. We set $\{b_1 = b_2 = 4, c_1 = c_2 = 1\}$. Recall that the reinsurance cost is modeled by a random variable defined as

$$Z = \min([S_1 - c_1]^+, b_1) + \min([S_2 - c_2]^+, b_2). \quad (5.19)$$

Figure 10 displays two graphics. On the left-hand side, we plot the survival function of Z delivered by the two methods. We can see that the two curves overlap. On the right-hand side, we plot the relative difference between the two approximations to better appreciate their proximity. Some values of $P(Z > z)$ are given in Table 1.

The results are quite promising. The polynomial expansion seems to be well-suited to carry out numerical calculations. The operational advantage of numerical methods over Monte Carlo techniques lies in the gain of computation time that they provide. It is difficult to quantify it as it varies given the software and the coding skills of the user. Note that, in the polynomial expansion case, the approximation of the PDF is almost immediate, although some computation time might be needed to derive survival function for instance.

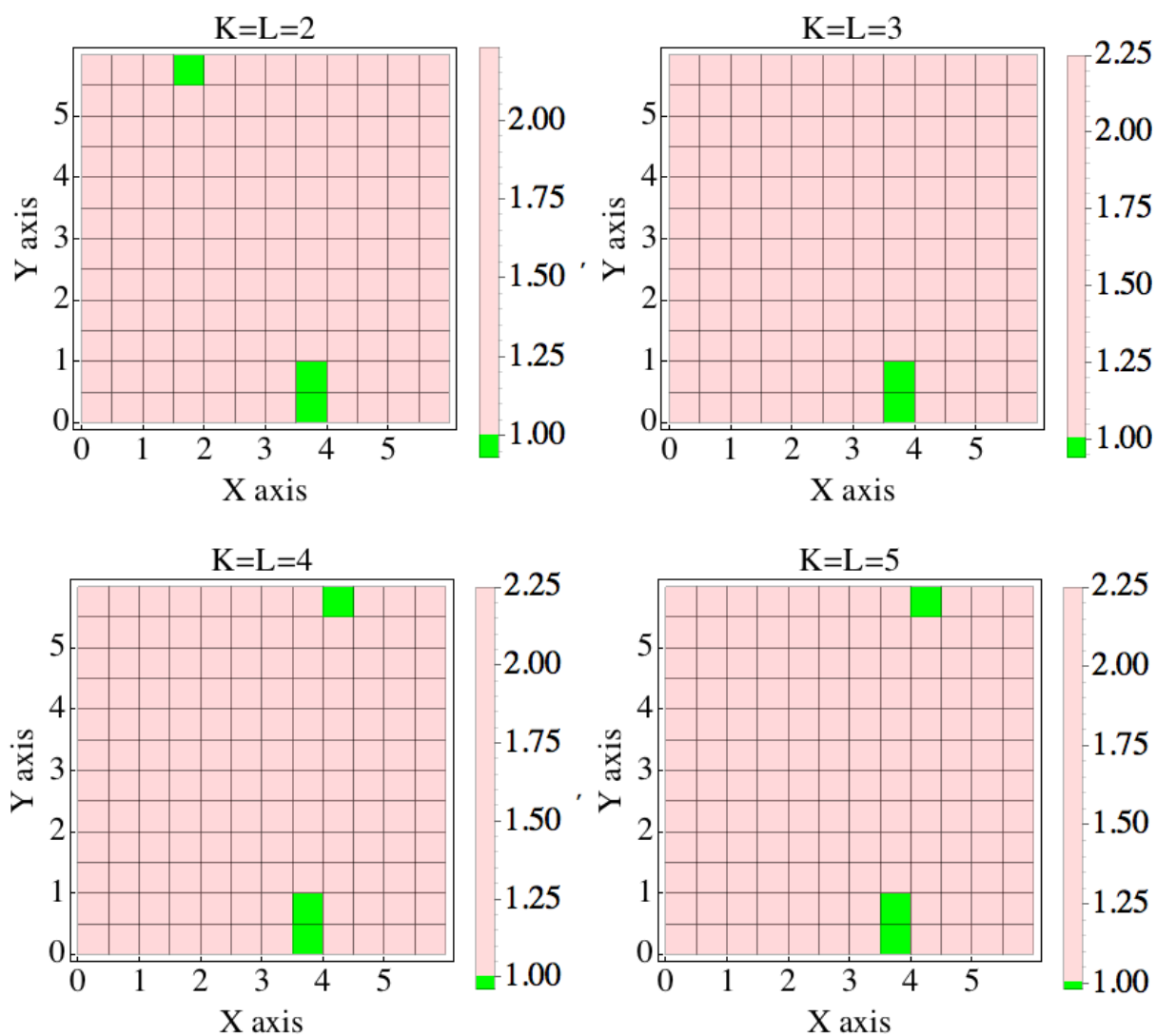


Figure 8: Error map for the joint survival function of (S_1, S_2) obtained by polynomial expansion

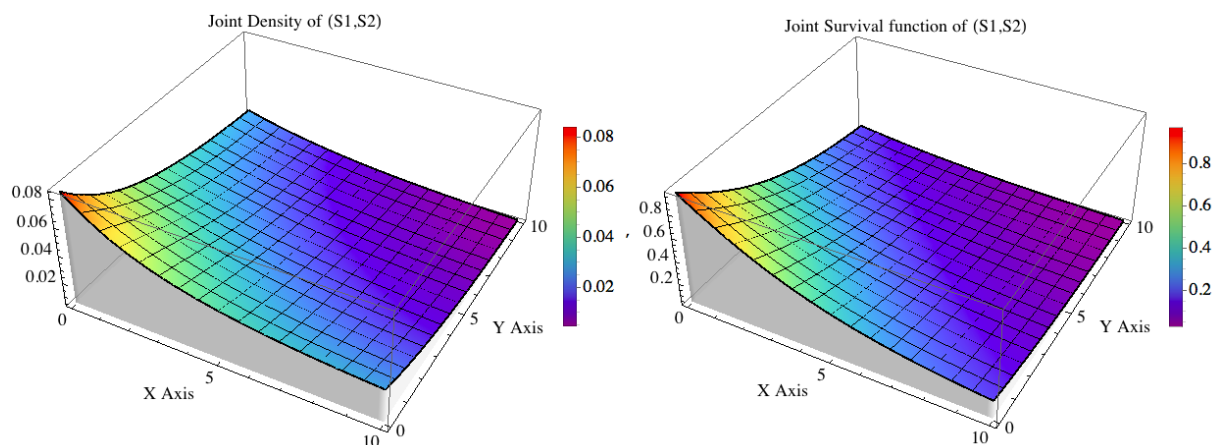


Figure 9: Joint density and survival function of the aggregate claims in the two insurance portfolios

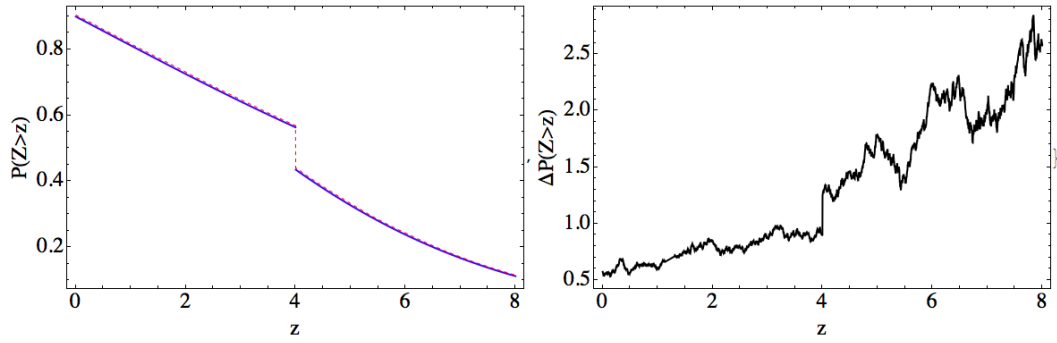


Figure 10: Survival function of the reinsurance cost obtained by polynomial expansion (blue) and Monte Carlo simulations (red) ; Relative difference between the survival function obtained with Monte Carlo and the one obtained by polynomial expansion

		$P(Z > z)$	
z	Monte Carlo approximation	Polynomial approximation	
0	0.90385	0.898808	
2	0.73193	0.724774	
4	0.44237	0.435013	
6	0.24296	0.237576	
8	0.	0.	

Table 1: Survival function of the reinsurance cost obtained by polynomial expansion and Monte Carlo simulations

6 Conclusion

We have considered polynomial expansions of bivariate densities with well defined Laplace transforms. We have focused our attention on densities on $\mathbb{R}^+ \times \mathbb{R}^+$ and have considered Laguerre polynomials expansions. MOBVE and DBVE distributions have been studied and numerical illustrations lead to satisfactory results. An application to a bivariate aggregate claims amount distribution with dependence has been proposed. This work is a numerical step that ensures the efficiency of the bivariate polynomial approach. Interesting applications follow from the fact that the approximants admit a tractable form. The approximation of the BPDF can turn into a nonparametric estimation of the BPDF. Indeed, the coefficients of the expansion can be replaced with their empirical counterparts when data are available. The statistical extension of this numerical method will be at the center of a forthcoming paper.

Acknowledgements

The authors would like to thank Pierre Miehe and Gilbert Macquart for their useful comments. The authors are also really grateful to an anonymous referee for his comments and remarks which improve greatly the quality of this paper. This work is partially funded by the AXA research fund and the research chair *Actuariat Durable*, sponsored by Milliman.

References

- [1] J. Abate, G.L. Choudhury, and W. Whitt. On the Laguerre method for numerically inverting Laplace transforms. *INFORMS Journal on Computing*, 8(4):413–427, 1995.
- [2] J. Abate, G.L. Choudhury, and W. Whitt. Numerical inversion of multidimensional Laplace transform by the Laguerre method. *Performance Evaluation*, 31(3):229–243, 1998.
- [3] R.S. Ambagaspitiya. On the distribution of a sum of correlated aggregate claims. *Insurance: Mathematics and Economics*, 23(1):15–19, 1998.
- [4] R.S. Ambagaspitiya. On the distributions of two classes of correlated aggregate claims. *Insurance: Mathematics and Economics*, 24(3):301–308, 1999.
- [5] O. Barndorff-Nielsen. *Information and Exponential Families in Statistical Theory*. Wiley, 1978.
- [6] G.L. Choudhury, D. Lucantoni, and W. Whitt. Multidimensional transform inversion application to the transient M / G / 1 queue. *The Annals of Applied Probability*, 4(3):719–740, 1994.
- [7] P. Diaconis and R. Griffiths. Exchangeables pairs of Bernoulli random variables, Krawtchouk polynomials, and Ehrenfest urns. *Australian and New Zealand Journal of Statistics*, 54(1):81–101, 2012.
- [8] F. Dowton. Bivariate exponential distributions in reliability theory. *Journal of the Royal Statistical Society. Series B (Methodological)*, pages 408–417, 1970.
- [9] P.O. Goffard. *Approximations polynomiales de densités de probabilité et applications en assurance*. PhD thesis, Aix-Marseille University, Avenue de Luminy, June 2015.

- [10] P.O. Goffard, S. Loisel, and D. Pommeret. A polynomial expansion to approximate the ultimate ruin probability in the compound Poisson ruin model. *Journal of Computational and Applied Mathematics*, In press, 2015.
- [11] Q. He, H.N. Nagaraja, and C. Wu. Efficient simulation of complete and censored samples from common bivariate distributions. *Computational Statistics*, 28(6):2479–2494, 2013.
- [12] O. Hesselager. Recursions for certain bivariate counting distributions and their compound distributions. *Astin Bulletin*, 26(1):35–52, 1996.
- [13] T. Jin and J. Ren. Recursions and fast fourier transforms for certain bivariate compound distributions. *Journal of Operational Risk*, (4):19, 2010.
- [14] T. Jin and J. Ren. Recursions and fast fourier transforms for a new bivariate aggregate claims model. *Scandinavian Actuarial Journal*, (8):729–752, 2014.
- [15] A. E. Koudou. *Problèmes de marges et familles exponentielles naturelles*. PhD thesis, Toulouse, 1995.
- [16] A. E. Koudou. Probabilités de Lancaster. *Expositiones Mathematicae*, 14:247–276, 1996.
- [17] A. E. Koudou. Lancaster bivariate probability distributions with Poisson, negative binomial and gamma margins. *Test*, 7(1):95–110, 1998.
- [18] H.O. Lancaster. The structure of bivariate distributions. *The Annals of Mathematical Statistics*, pages 719–736, 1958.
- [19] A.W. Marshall and L. Olkin. A multivariate exponential distribution. *Journal of the American Statistical Association*, 62(317):30–44, 1967.
- [20] R. M. Mnatsakanov. Moment-recovered approximations of multivariate distributions: The Laplace transform inversion. *Statistics and Probability Letters*, 81(1):1–7, 2011.
- [21] R. M. Mnatsakanov and K. Sarkisian. A note on recovering the distribution from exponential moments. *Applied Mathematics and Computation*, 219:8730–8737, 2013.
- [22] R. M. Mnatsakanov, K. Sarkisian, and A. Hakobyan. Approximation of the ruin probability using the scaled Laplace transform inversion. *Applied Mathematics and Computation*, 268:717–727, 2015.
- [23] Carl N. Morris. Natural Exponential Families with Quadratic Variance Functions. *The Annals of Mathematical Statistics*, 10(1):65–80, 1982.
- [24] B. Sundt. On multivariate Panjer recursions. *Astin Bulletin*, 29(1):29–45, 1999.
- [25] G. Szegő. *Orthogonal Polynomials*, volume XXIII. American mathematical society Colloquium publications, 1939.
- [26] R. Vernic. Recursive evaluation of some bivariate compound distributions. *Astin Bulletin*, 1999.