



HAL
open science

Curve cusplless reconstruction via sub-Riemannian geometry

Ugo Boscain, Remco Duits, Francesco Rossi, Yuri Sachkov

► **To cite this version:**

Ugo Boscain, Remco Duits, Francesco Rossi, Yuri Sachkov. Curve cusplless reconstruction via sub-Riemannian geometry. ESAIM: Control, Optimisation and Calculus of Variations, 2014, 20 (3), pp.748-770. 10.1051/cocv/2013082 . hal-01097159

HAL Id: hal-01097159

<https://hal.science/hal-01097159>

Submitted on 3 Sep 2024

HAL is a multi-disciplinary open access archive for the deposit and dissemination of scientific research documents, whether they are published or not. The documents may come from teaching and research institutions in France or abroad, or from public or private research centers.

L'archive ouverte pluridisciplinaire **HAL**, est destinée au dépôt et à la diffusion de documents scientifiques de niveau recherche, publiés ou non, émanant des établissements d'enseignement et de recherche français ou étrangers, des laboratoires publics ou privés.

Copyright

CURVE CUSPLESS RECONSTRUCTION VIA SUB-RIEMANNIAN GEOMETRY ^{*}, ^{**}

UGO BOSCAIN¹, REMCO DUITS², FRANCESCO ROSSI³ AND YURI SACHKOV⁴

Abstract. We consider the problem of minimizing $\int_0^\ell \sqrt{\xi^2 + K^2(s)} ds$ for a planar curve having fixed initial and final positions and directions. The total length ℓ is free. Here s is the arclength parameter, $K(s)$ is the curvature of the curve and $\xi > 0$ is a fixed constant. This problem comes from a model of geometry of vision due to Petitot, Citti and Sarti. We study existence of local and global minimizers for this problem. We prove that if for a certain choice of boundary conditions there is no global minimizer, then there is neither a local minimizer nor a geodesic. We finally give properties of the set of boundary conditions for which there exists a solution to the problem.

Mathematics Subject Classification. 94A08, 49J15.

Received July 31, 2013.

Published online May 27, 2014.

1. INTRODUCTION

In this paper we are interested in the following variational problem:

(P) Fix $\xi > 0$ and $(x_{\text{in}}, y_{\text{in}}, \theta_{\text{in}}), (x_{\text{fin}}, y_{\text{fin}}, \theta_{\text{fin}}) \in \mathbb{R}^2 \times S^1$. On the space of (regular enough) planar curves, parameterized by plane-arclength find the solutions of:

$$\begin{aligned} \mathbf{x}(0) &= (x_{\text{in}}, y_{\text{in}}), & \mathbf{x}(\ell) &= (x_{\text{fin}}, y_{\text{fin}}), \\ \dot{\mathbf{x}}(0) &= (\cos(\theta_{\text{in}}), \sin(\theta_{\text{in}})), & \dot{\mathbf{x}}(\ell) &= (\cos(\theta_{\text{fin}}), \sin(\theta_{\text{fin}})), \\ \int_0^\ell \sqrt{\xi^2 + K^2(s)} ds &\rightarrow \min & (\text{here } \ell \text{ is free.}) \end{aligned} \tag{1.1}$$

Keywords and phrases. Curve reconstruction, generalized pontryagin maximum principle.

** The authors wish to thank Arpan Ghosh and Tom Dela Haije, Eindhoven University of Technology, for the contribution with numerical computations and figures.*

*** This research has been supported by the European Research Council, ERC StG 2009 “GeCoMethods”, contract number 239748, by the ANR “GCM”, program “Blanc-CSD” project number NT09-504490, by the DIGITEO project “CONGEO”, by Russian Foundation for Basic Research, Project No. 12-01-00913-a, and by the Ministry of Education and Science of Russia within the federal program “Scientific and Scientific-Pedagogical Personnel of Innovative Russia”, contract No. 8209.*

¹ Centre National de Recherche Scientifique (CNRS), CMAP, Ecole Polytechnique, Route de Saclay, 91128 Palaiseau Cedex, France, and Team GECO, INRIA-Centre de Recherche Saclay. ugo.boscain@polytechnique.edu

² Eindhoven University of Technology, P.O. Box 513, 5600 MB, Eindhoven, The Netherlands. Department of Mathematics and Computer Science R.Duits@tue.nl

³ Aix-Marseille Univ, LSIS, 13013, Marseille, France. francesco.rossi@lsis.org

⁴ Program Systems Institute Pereslavl-Zalessky, Russia. sachkov@sys.botik.ru

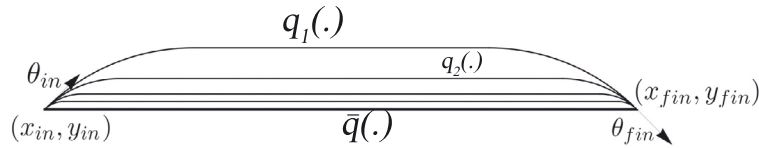


FIGURE 1. Minimizing sequence q_n converging to a non-admissible curve \bar{q} (angles at the beginning/end).

Notation. All along the paper, by S^1 we mean \mathbb{R}/\sim where $\theta \sim \theta'$ if $\theta = \theta' + 2n\pi$, $n \in \mathbf{Z}$. By P^1 we mean \mathbb{R}/\approx where $\theta \approx \theta'$ if $\theta = \theta' + n\pi$, $n \in \mathbf{Z}$. By plane-arclength we mean the arclength in \mathbb{R}^2 , for which we use the variable s . Later on, we consider also parameterizations by arclength on $\mathbb{R}^2 \times S^1$ or on $\mathbb{R}^2 \times P^1$, that we call sub-Riemannian arclength (sR-arclength for short), for which we use the variable t . We also use the variable τ for a general parametrization. Finally, we denote with $K = \frac{\dot{x}\ddot{y} - \dot{y}\ddot{x}}{(\dot{x}^2 + \dot{y}^2)^{3/2}}$ the geodesic curvature of the planar curve $\mathbf{x}(\cdot) = (x(\cdot), y(\cdot))$.

Problem **(P)** comes from a model proposed by Petitot, Citti and Sarti (see [10, 22, 23, 28] and references therein) for the mechanism of reconstruction of corrupted curves used by the visual cortex V1. The model is explained in detail in Section 2.

It is convenient to formulate the problem **(P)** as a problem of optimal control, for which the functional spaces are also more naturally specified.

(P_{curve}) Fix $\xi > 0$ and $(x_{in}, y_{in}, \theta_{in}), (x_{fin}, y_{fin}, \theta_{fin}) \in \mathbb{R}^2 \times S^1$. In the space of integrable controls $v(\cdot) : [0, \ell] \rightarrow \mathbb{R}$, find the solutions of:

$$\begin{aligned} (x(0), y(0), \theta(0)) &= (x_{in}, y_{in}, \theta_{in}), & (x(\ell), y(\ell), \theta(\ell)) &= (x_{fin}, y_{fin}, \theta_{fin}), \\ \begin{pmatrix} \frac{dx}{ds}(s) \\ \frac{dy}{ds}(s) \\ \frac{d\theta}{ds}(s) \end{pmatrix} &= \begin{pmatrix} \cos(\theta(s)) \\ \sin(\theta(s)) \\ 0 \end{pmatrix} + v(s) \begin{pmatrix} 0 \\ 0 \\ 1 \end{pmatrix} \end{aligned} \tag{1.2}$$

$$\int_0^\ell \sqrt{\xi^2 + K(s)^2} ds = \int_0^\ell \sqrt{\xi^2 + v(s)^2} ds \rightarrow \min \quad (\text{here } \ell \text{ is free}). \tag{1.3}$$

Since in this problem we are taking $v(\cdot) \in L^1([0, \ell], \mathbb{R})$, we have that the curve $q(\cdot) = (x(\cdot), y(\cdot), \theta(\cdot)) : [0, \ell] \rightarrow \mathbb{R}^2 \times S^1$ is absolutely continuous and the planar curve $\mathbf{x}(\cdot) := (x(\cdot), y(\cdot)) : [0, \ell] \rightarrow \mathbb{R}^2$ is in $W^{2,1}([0, \ell], \mathbb{R}^2)$.

Remark 1.1. Notice that the function $\sqrt{\xi^2 + K^2}$ has the same asymptotic behaviour, for $K \rightarrow 0$ and for $K \rightarrow \infty$ of the function $\phi(K)$ introduced by Mumford and Nitzberg in their functional for image segmentation (see [21]).

The main issues we address in this paper are related to existence of minimizers for problem **(P_{curve})**. More precisely, for **(P_{curve})** the first question in which we are interested is the following:

Q1) Is it true that for every initial and final condition, the problem **(P_{curve})** admits a **global minimum**?

In [6] it was shown that there are initial and final conditions for which **(P_{curve})** does not admit a minimizer. More precisely, it was shown that there exists a minimizing sequence for which the limit is a trajectory not satisfying the boundary conditions. See Figure 1.

From the modeling point of view, the non-existence of global minimizers is not a crucial issue. It is very natural to assume that the visual cortex looks only for local minimizers, since it seems reasonable to expect that

it primarily compares nearby trajectories. Hence, a second problem we address in this paper is the existence of local minimizers for the problem $(\mathbf{P}_{\text{curve}})$. More precisely, we answer the following question:

Q2) Is it true that for every initial and final condition the problem $(\mathbf{P}_{\text{curve}})$ admits a local minimum? If not, what is the set of boundary conditions for which a local minimizer exists?

The main result of this paper is the following.

Theorem 1.2. *Fix an initial and a final condition $q_{\text{in}} = (x_{\text{in}}, y_{\text{in}}, \theta_{\text{in}})$ and $q_{\text{fin}} = (x_{\text{fin}}, y_{\text{fin}}, \theta_{\text{fin}})$ in $\mathbb{R}^2 \times S^1$. The only two following cases are possible.*

1. *There exists a solution (global minimizer) for $(\mathbf{P}_{\text{curve}})$ from q_{in} to q_{fin} .*
2. *The problem $(\mathbf{P}_{\text{curve}})$ from q_{in} to q_{fin} does not admit neither a global nor a local minimum nor a geodesic.*

Both cases occur, depending on the boundary conditions.

We recall that a curve $q(\cdot)$ is a geodesic if for every sufficiently small interval $[t_1, t_2] \subset \text{Dom}(q(\cdot))$, the curve $q(\cdot)|_{[t_1, t_2]}$ is a minimizer between $q(t_1)$ and $q(t_2)$.

One feature of $(\mathbf{P}_{\text{curve}})$ is that it admits minimizers that are in $W^{1,1}$ but that are not Lipschitz, as we show in Section 5.2. As a consequence, there exist minimizing controls that are in L^1 but not in L^∞ . This is an interesting phenomenon for control theory, for the following reason. To find minimizers, one usually applies the Pontryagin Maximum Principle (PMP in the following). But the standard formulation of the PMP holds for L^∞ controls only and does not permit to find L^1 minimizing controls. This obliges us to use a generalization of the PMP for $(\mathbf{P}_{\text{curve}})$, that we discuss in Section 5.1. See more details in Section 5.2.

The second sentence of **Q2** has its practical interests, since one could compare the limit boundary conditions for which a mathematical reconstruction occurs with the limit boundary conditions for which a reconstruction in human perception experiments is observed. Indeed, it is well known from human perception experiments that the visual cortex V1 does not connect all initial and final conditions, see *e.g.* [23]. With this goal, we have computed numerically the configurations for which a solution exists, see Figure 2. For a more detailed description, see [11].

The structure of the paper is as follows. In Section 2 we briefly describe the model by Petitot–Citti–Sarti for the visual cortex V1. We state it as a problem of optimal control (more precisely a sub-Riemannian problem), that we denote by $(\mathbf{P}_{\text{projective}})$. The problem $(\mathbf{P}_{\text{curve}})$ is indeed a modified version of $(\mathbf{P}_{\text{projective}})$. In Section 3 we recall definitions and main results in sub-Riemannian geometry, that is the main tool we use to prove our results. In Section 4 we define an auxiliary mechanical problem (crucial for our study), that we denote with $(\mathbf{P}_{\text{MEC}})$, and we study the structure of its geodesics. In Section 5 we describe in detail the relations between problems $(\mathbf{P}_{\text{curve}})$, $(\mathbf{P}_{\text{projective}})$ and $(\mathbf{P}_{\text{MEC}})$, with an emphasis on the connections between the minimizers of such problems. In Section 6 we prove the main results of the paper, *i.e.* Theorem 1.2.

2. THE MODEL BY PETITOT–CITTI–SARTI FOR V1

In this section, we recall a model describing how the human visual cortex V1 reconstructs curves which are partially hidden or corrupted. The goal is to explain the connection between reconstruction of curves and the problem $(\mathbf{P}_{\text{curve}})$ studied in this paper.

The model we present here was initially due to Petitot [22, 23]. It is based on previous work by Hubel–Wiesel [18] and Hoffman [16], then it was refined by Citti and Sarti [10, 28], and by the authors of the present paper in [7, 8, 12, 13]. It was also studied by Hladky and Pauls in [15].

In a simplified model⁵ (see [23], p. 79), neurons of V1 are grouped into *orientation columns*, each of them being sensitive to visual stimuli at a given point of the retina and for a given direction⁶ on it. The retina is

⁵For example, in this model we do not take into account the fact that the continuous space of stimuli is implemented *via* a discrete set of neurons.

⁶Geometers call “directions” (angles modulo π) what neurophysiologists call “orientations”.

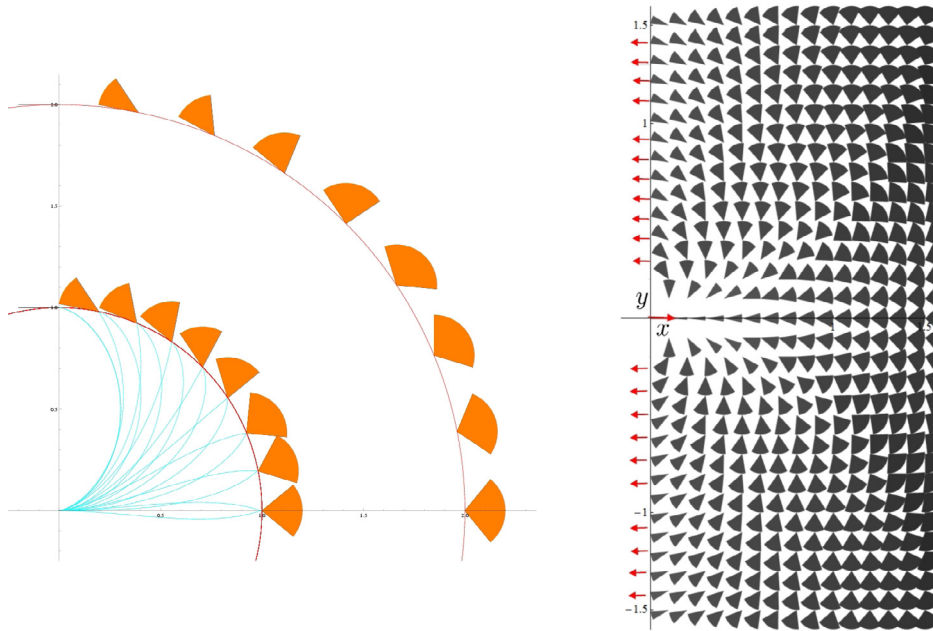


FIGURE 2. Configurations for which we have existence of minimizers with $\xi = 1$. For other $\xi \neq 1$, one can recover the corresponding figure *via* dilations, as explained in Remark 4.1. Due to invariance of the problem under rototranslations on the plane, one can always assume that $q_{in} = (0, 0, 0)$. Left: we study the cases $x_{fin}^2 + y_{fin}^2 = 1$ and $x_{fin}^2 + y_{fin}^2 = 4$, with $y \geq 0$. The case $y \leq 0$ can be recovered by symmetry. In the case $x_{fin}^2 + y_{fin}^2 = 1$ minimizing curves are also shown. Right: for each point on the right half-plane, we give the set of configurations for which we have existence of minimizers.

modeled by the real plane, *i.e.* each point is represented by $(x, y) \in \mathbb{R}^2$, while the directions at a given point are modeled by the projective line, *i.e.* $\theta \in P^1$. Hence, the primary visual cortex V1 is modeled by the so called *projective tangent bundle* $PT\mathbb{R}^2 := \mathbb{R}^2 \times P^1$. From a neurological point of view, orientation columns are in turn grouped into *hypercolumns*, each of them being sensitive to stimuli at a given point (x, y) with any direction. In the same hypercolumn, relative to a point (x, y) of the plane, we also find neurons that are sensitive to other stimuli properties, like colors, displacement directions, *etc.* In this paper, we focus only on directions and therefore each hypercolumn is represented by a fiber P^1 of the bundle $PT\mathbb{R}^2$. Orientation columns are connected between them in two different ways. The first kind is given by *vertical* (inhibitory) connections, which connect orientation columns belonging to the same hypercolumn and sensible to similar directions. The second kind is given by the *horizontal* (excitatory) connections, which connect orientation columns in different (but not too far) hypercolumns and sensible to the same directions. See Figure 3.

In other words, when V1 detects a (regular enough) planar curve $(x(\cdot), y(\cdot)) : [0, T] \rightarrow \mathbb{R}^2$ it computes a “lifted curve” in $PT\mathbb{R}^2$ by including a new variable $\theta(\cdot) : [0, T] \rightarrow P^1$, defined in $W^{1,1}([0, T])$, which satisfies:

$$\begin{pmatrix} \frac{dx}{d\tau}(\tau) \\ \frac{dy}{d\tau}(\tau) \\ \frac{d\theta}{d\tau}(\tau) \end{pmatrix} = u(\tau) \begin{pmatrix} \cos(\theta(\tau)) \\ \sin(\theta(\tau)) \\ 0 \end{pmatrix} + v(\tau) \begin{pmatrix} 0 \\ 0 \\ 1 \end{pmatrix} \quad \text{for some } u, v : [0, T] \rightarrow \mathbb{R}. \tag{2.1}$$

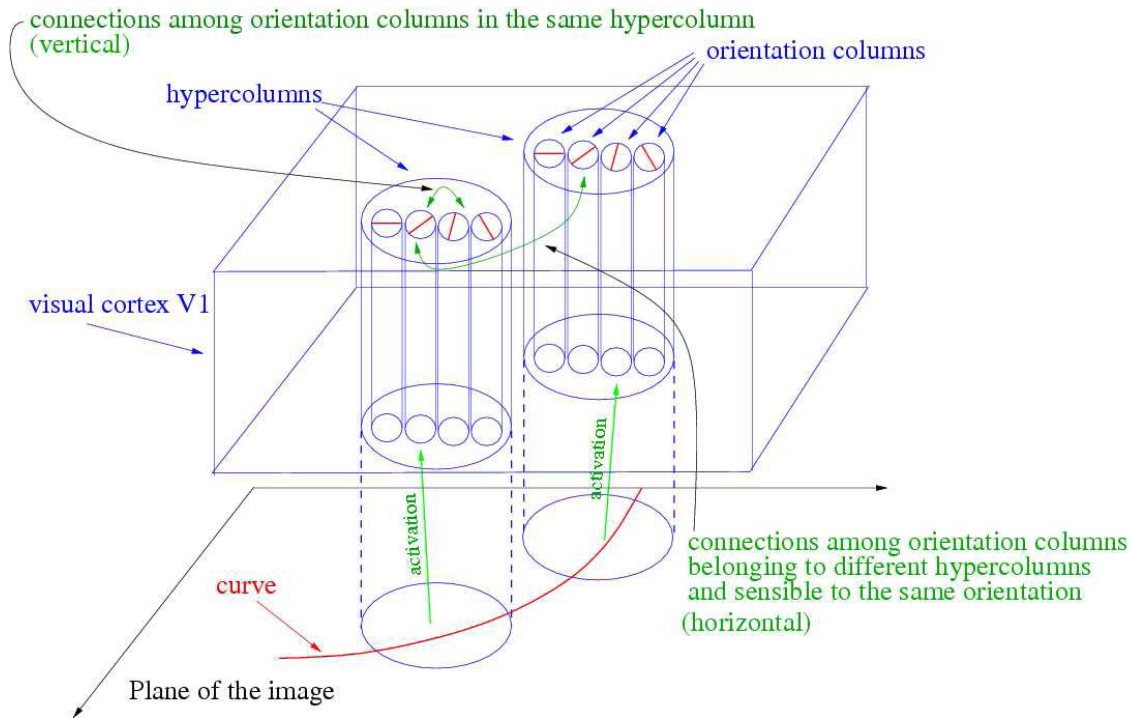


FIGURE 3. A scheme of the primary visual cortex V1.

The new variable $\theta(\cdot)$ plays the role of the direction in P^1 of the tangent vector to the curve. Here it is natural to require $u(\cdot), v(\cdot) \in L^1([0, T])$.

Observe that the lift is not unique in general: for example, in the case in which there exists an interval $[\tau_1, \tau_2]$ such that $\frac{dx}{d\tau}(\tau) = \frac{dy}{d\tau}(\tau) = 0$ for all $\tau \in [\tau_1, \tau_2]$, one has to choose $u = 0$ on the interval, while the choice of v is not unique. Nevertheless, the lift is unique in many relevant cases, e.g. if $\frac{dx}{d\tau}(\tau)^2 + \frac{dy}{d\tau}(\tau)^2 = 0$ for a finite number of times $\tau \in [0, T]$ only.

In the following we call a planar curve a *liftable curve* if it is in $W^{1,1}$ and there exists a unique $\theta(\cdot) \in W^{1,1}$ such that (2.1) holds for some $u(\cdot), v(\cdot) \in L^1([0, T])$.

Consider now a liftable curve $(x(\cdot), y(\cdot)) : [0, T] \rightarrow \mathbb{R}^2$ and delete a part of it in an interval $(a, b) \subset [0, T]$. In the following, we describe a method to reconstruct the deleted part, based on the model presented above.

Let us call $(x_{\text{in}}, y_{\text{in}}) := (x(a), y(a))$ and $(x_{\text{fin}}, y_{\text{fin}}) := (x(b), y(b))$. Notice that the limits $\theta_{\text{in}} := \lim_{\tau \uparrow a} \theta(\tau)$ and $\theta_{\text{fin}} := \lim_{\tau \downarrow b} \theta(\tau)$ are well defined, since $\theta(\cdot)$ is an absolutely continuous curve. In the model by Petitot *et al.* [8, 10, 24], the visual cortex reconstructs the curve by minimizing the energy necessary to activate orientation columns which are not activated by the curve itself. This is modeled by the minimization of the functional

$$J = \int_a^b (\xi^2 u(\tau)^2 + v(\tau)^2) \, d\tau \rightarrow \min, \quad (\text{here } a \text{ and } b \text{ are fixed}). \tag{2.2}$$

Indeed, $\xi^2 u(\tau)^2$ (resp. $v(\tau)^2$) represents the (infinitesimal) energy necessary to activate horizontal (resp. vertical) connections. The parameter $\xi > 0$ is used to fix the relative weight of the horizontal and vertical connections, which have different physical dimensions. The minimum is taken on the set of curves which are solution of (2.1) for some $u(\cdot), v(\cdot) \in L^1([a, b])$ and satisfying boundary conditions

$$(x(a), y(a), \theta(a)) = (x_{\text{in}}, y_{\text{in}}, \theta_{\text{in}}), \quad (x(b), y(b), \theta(b)) = (x_{\text{fin}}, y_{\text{fin}}, \theta_{\text{fin}}).$$

Minimizers of the cost (2.2) are minimizers of the cost (which is invariant by reparameterization)

$$\mathcal{L} = \int_a^b \sqrt{\xi^2 u(\tau)^2 + v(\tau)^2} \, d\tau = \int_a^b \|\dot{\mathbf{x}}(\tau)\| \sqrt{\xi^2 + K(\tau)^2} \, d\tau, \tag{2.3}$$

where $\mathbf{x} = (x, y)$ and with $b > a$ fixed. For more details about the relations between minimizers of costs (2.2) and (2.3), see [19].

We thus define the following problem:

(P_{projective}) Fix $\xi > 0$ and $(x_{\text{in}}, y_{\text{in}}, \theta_{\text{in}}), (x_{\text{fin}}, y_{\text{fin}}, \theta_{\text{fin}}) \in \mathbb{R}^2 \times P^1$. In the space of integrable controls $u(\cdot), v(\cdot) : [0, T] \rightarrow \mathbb{R}$, find the solutions of:

$$\begin{aligned} (x(0), y(0), \theta(0)) &= (x_{\text{in}}, y_{\text{in}}, \theta_{\text{in}}), & (x(T), y(T), \theta(T)) &= (x_{\text{fin}}, y_{\text{fin}}, \theta_{\text{fin}}), \\ \begin{pmatrix} \frac{dx}{d\tau}(\tau) \\ \frac{dy}{d\tau}(\tau) \\ \frac{d\theta}{d\tau}(\tau) \end{pmatrix} &= u(\tau) \begin{pmatrix} \cos(\theta(\tau)) \\ \sin(\theta(\tau)) \\ 0 \end{pmatrix} + v(\tau) \begin{pmatrix} 0 \\ 0 \\ 1 \end{pmatrix} \\ \mathcal{L} &= \int_0^T \sqrt{\xi^2 u(\tau)^2 + v(\tau)^2} \, d\tau = \int_0^T \|\dot{\mathbf{x}}(\tau)\| \sqrt{\xi^2 + K(\tau)^2} \, d\tau \rightarrow \min \quad (\text{here } T \text{ is free}). \end{aligned}$$

Observe that here $\theta \in P^1$, *i.e.* angles are considered modulo π . Notice that the vector field $(\cos \theta, \sin \theta, 0)$ is not continuous on $PT\mathbb{R}^2$. Indeed, a correct definition of **(P_{projective})** needs two charts, as explained in detail in ([8], Rem. 12). In this paper, the use of two charts is implicit, since it plays no crucial role.

The optimal control problem **(P_{projective})** is well defined. Moreover, it is a sub-Riemannian problem, see Section 3. We have remarked in [8] that a solution always exists. We have also studied a related problem in [9], when we deal with curves on the sphere S^2 rather than on the plane \mathbb{R}^2 .

One the main interests of **(P_{projective})** is the possibility of associating to it a hypoelliptic diffusion equation which can be used to reconstruct images (and not just curves), and for contour enhancement. This point of view was developed in [8, 10, 12, 13].

However, its main drawback (at least for the problem of reconstruction of curves) is the existence of minimizers with cusps, see *e.g.* [6]. Roughly speaking, cusps are singular points in which velocity changes its sign. More formally, we say that a curve trajectory $(q(\cdot), (u(\cdot), v(\cdot)))$ has a cusp at $\bar{\tau} \in [0, T]$ if $u(\tau)$ changes its sign in a neighbourhood⁷ of $\bar{\tau}$. Notice that in a neighborhood of a cusp point, the tangent direction (modulo π) is well defined. A minimizer with cusps is represented in Figure 4.

However, to our knowledge, the presence of cusps has not been observed in human perception experiments, see *e.g.* [23]. For this reason, people started looking for a way to require that no trajectories with cusps appear as solutions of the minimization problem. In [10, 13] the authors proposed to require trajectories parameterized by spatial arclength, *i.e.* to impose $\|\dot{\mathbf{x}}\| = u = 1$. In this way cusps cannot appear. Notice that assuming $u = 1$, directions must be considered modulo 2π , since now the direction of $\dot{\mathbf{x}}$ is defined in S^1 . In fact, cusps are precisely the points where the spatial arclength parameterization breaks down. By fixing $u = 1$ we get the optimal control problem **(P_{curve})** on which this paper is focused.

Remark 2.1. We also define an “angular cusp” as follows: we say that a pair trajectory-control $(q(\cdot), (u(\cdot), v(\cdot)))$ has an “angular cusp” at $\bar{\tau} \in [a, b]$ if there exist a neighbourhood $B := (\bar{\tau} - \varepsilon, \bar{\tau} + \varepsilon)$ such that $u(\tau) \equiv 0$ on B and $\theta(\bar{\tau} - \varepsilon) \neq \theta(\bar{\tau} + \varepsilon)$. Angular cusps are of the kind $q(\tau) = (x_0, y_0, \theta_0 + \int_0^\tau v(\sigma) \, d\sigma)$.

The minimum of the distance between (x_0, y_0, θ_0) and (x_0, y_0, θ_1) with arbitrary θ_0, θ_1 is realized by angular cusps. For **(P_{projective})** (and later for **(P_{MEC})**), there exist no minimizers (or local minimizers or geodesics)

⁷More precisely, it exists $\varepsilon > 0$ such that $u(a)u(b) < 0$ for almost every $a \in (\bar{\tau} - \varepsilon, \bar{\tau}), b \in (\bar{\tau}, \bar{\tau} + \varepsilon)$.

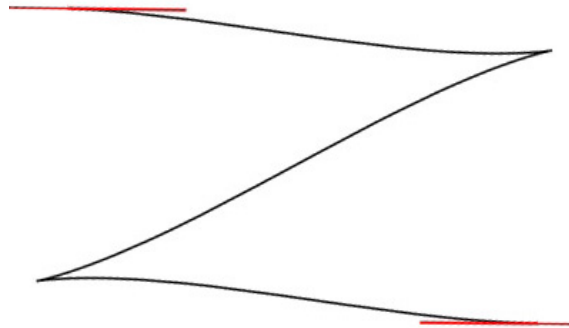


FIGURE 4. A minimizer with two cusps.

containing angular cusps except trajectories that are angular cusps on the whole interval $[0, T]$. Indeed, assume that a solution $q(\cdot)$ of $(\mathbf{P}_{\text{projective}})$ satisfies $u_1 \equiv 0$ on a neighbourhood of $\bar{t} \in [0, T]$; then, analyticity of the solution⁸ implies that $u_1 \equiv 0$ on the whole $[0, T]$.

3. OPTIMAL CONTROL

In this section, we give the fundamental definitions and results from optimal control and sub-Riemannian geometry, that we will use in the following. For more details about sub-Riemannian geometry, see *e.g.* [5, 14, 20].

3.1. Minimizers, local minimizers, geodesics

In this section, we give main definitions of optimal control. Observe that we deal with curves in the space $W^{1,1}$ to deal with the problem $(\mathbf{P}_{\text{curve}})$, see Section 5.2.

Definition 3.1. Let M be an n dimensional smooth manifold and $f_u : q \mapsto f_u(q) \in T_qM$ be a 1-parameter family of smooth vector fields depending on the parameter $u \in \mathbb{R}^m$. Let $f^0 : M \times \mathbb{R}^m \rightarrow [0, +\infty)$ be a smooth function of its arguments. We call variational problem (denoted by (\mathbf{VP}) for short) the following optimal control problem

$$\dot{q}(\tau) = f_{u(\tau)}(q(\tau)), \tag{3.1}$$

$$\int_0^T f^0(q(\tau), u(\tau)) \, d\tau \rightarrow \min, \quad T \text{ free} \tag{3.2}$$

$$q(0) = q_0, \quad q(T) = q_1, \tag{3.3}$$

$$u(\cdot) \in \cup_{T>0} L^1([0, T], \mathbb{R}^m), \quad q(\cdot) \in \cup_{T>0} W^{1,1}([0, T], M) \tag{3.4}$$

Following ([30], Chapt. 8), we endow $\cup_{T>0} W^{1,1}([0, T], M)$ with a topology.

Definition 3.2. Let $q_1(\cdot), q_2(\cdot) \in \cup_{T>0} W^{1,1}([0, T], M)$, with q_1 defined on $[0, T_1]$ and q_2 on $[0, T_2]$. Extend q_1 on the whole time-interval $[0, \max\{T_1, T_2\}]$ by defining $q_1(t) := q_1(T_1)$ for $t > T_1$, and similarly for q_2 . We define the distance between $q_1(\cdot)$ and $q_2(\cdot)$ as

$$\|q_1(\cdot) - q_2(\cdot)\|_{W^{1,1}} := |q_1(0) - q_2(0)| + \|\dot{q}_1(\cdot) - \dot{q}_2(\cdot)\|_{L^1}.$$

From now on, we endow $\cup_{T>0} W^{1,1}([0, T], M)$ with the topology induced by this distance. For more details, see Chapter 8 of [30].

We now give definitions of minimizers for (\mathbf{VP}) .

⁸Analyticity of the solution is proved below, see Remark 3.10.

Definition 3.3. We say that a pair trajectory-control $(q(\cdot), u(\cdot))$ is a minimizer if it is a solution of **(VP)**. We say that it is a local minimizer if there exists an open neighborhood $B_{q(\cdot)}$ of $q(\cdot)$ in $\cup_{T>0} W^{1,1}([0, T], \mathbb{R}^m)$, endowed with the topology defined above, such that all $(\bar{q}(\cdot), \bar{u}(\cdot))$ satisfying (3.1)–(3.3), with $\bar{q}(\cdot) \in B_{q(\cdot)}$ satisfy $\int_0^T f^0(\bar{q}(\tau), \bar{u}(\tau)) \geq \int_0^T f^0(q(\tau), u(\tau))$. We say that it is a geodesic if for every sufficiently small interval $[t_1, t_2] \subset \text{Dom}(q(\cdot))$, the pair $(q(\cdot), u(\cdot))|_{[t_1, t_2]}$ is a minimizer of $\int_{t_1}^{t_2} f^0(q(\tau), u(\tau)) \, d\tau$ from $q(t_1)$ to $q(t_2)$ with T free.

Remark 3.4. It is interesting to observe that, in general, one can have the same trajectory $q(\cdot)$ realized by two different controls $u_1(\cdot), u_2(\cdot)$. For this reason, one has to specify the control to have the cost of a trajectory. Nevertheless, for the problems **(P_{curve})**, **(P_{MEC})** and **(P_{projective})** studied in this article, it is easy to prove that, for a given trajectory $q(\cdot) \in W^{1,1}([0, T], M)$ satisfying (3.1) for some control $u(\cdot)$, then such control is unique.

In this paper we are interested in studying problems that are particular cases of **(VP)**, see Section 5. In particular, we study the problem **(P_{MEC})** defined in Section 4, that is a 3D contact problem (see the definition below). For such problem we apply a standard tool of optimal control, namely the Pontryagin Maximum Principle (described in the next section), and then derive properties for **(P_{curve})** from the solution of **(P_{MEC})**.

3.2. Sub-Riemannian manifolds

In this section, we recall the definition of sub-Riemannian manifolds and some properties of the corresponding Carnot–Caratheodory distance. We recall that sub-Riemannian problems are special cases of optimal control problems.

Definition 3.5. A sub-Riemannian manifold is a triple $(M, \blacktriangle, \mathbf{g})$, where

- M is a connected smooth manifold of dimension n ;
- \blacktriangle is a Lie bracket generating smooth distribution of constant rank $m < n$; i.e., \blacktriangle is a smooth map that associates to $q \in M$ an m -dim subspace $\blacktriangle(q)$ of T_qM , and $\forall q \in M$, we have

$$\text{span} \{[X_1, [\dots [X_{k-1}, X_k] \dots]](q) \mid X_i \in \text{Vec}(M) \text{ and } X_i(p) \in \blacktriangle(p) \forall p \in M\} = T_qM. \tag{3.5}$$

Here $\text{Vec}(M)$ denotes the set of smooth vector fields on M .

- \mathbf{g}_q is a Riemannian metric on $\blacktriangle(q)$, that is, smooth as a function of q .

The Lie bracket generating condition (3.5) is also known as the Hörmander condition, see [17].

Definition 3.6. A Lipschitz continuous curve $q(\cdot) : [0, T] \rightarrow M$ is said to be *horizontal* if $\dot{q}(\tau) \in \blacktriangle(q(\tau))$ for almost every $\tau \in [0, T]$. Given a horizontal curve $q(\cdot) : [0, T] \rightarrow M$, the *length* of $q(\cdot)$ is

$$l(q(\cdot)) = \int_0^T \sqrt{\mathbf{g}_{q(\tau)}(\dot{q}(\tau), \dot{q}(\tau))} \, d\tau. \tag{3.6}$$

The *distance* induced by the sub-Riemannian structure on M is the function

$$d(q_0, q_1) = \inf \{l(q(\cdot)) \mid q(0) = q_0, q(T) = q_1, q(\cdot) \text{ horizontal Lipschitz continuous curve}\}. \tag{3.7}$$

Notice that the length of a curve is invariant by time-reparametrization of the curve itself.

The hypothesis of connectedness of M and the Lie bracket generating assumption for the distribution guarantee the finiteness and the continuity of $d(\cdot, \cdot)$ with respect to the topology of M (Rashevsky–Chow’s theorem; see, for instance [4]).

The function $d(\cdot, \cdot)$ is called the Carnot–Caratheodory distance. It gives to M the structure of a metric space (see [5, 14]).

Observe that $(\mathbf{P}_{\text{projective}})$ and $(\mathbf{P}_{\text{MEC}})$ defined in Section 4 are both sub-Riemannian problems. Indeed, defining

$$X_1 = \begin{pmatrix} \cos \theta \\ \sin \theta \\ 0 \end{pmatrix}, \quad X_2 = \begin{pmatrix} 0 \\ 0 \\ 1 \end{pmatrix},$$

one has that $(\mathbf{P}_{\text{projective}})$ is sub-Riemannian with $M = PT\mathbb{R}^2$, $\mathbf{\Delta}_q = \text{span}\{X_1(q), X_2(q)\}$ and $\mathbf{g}(q)$ such that $X_1(q), X_2(q)$ is an orthonormal basis. For $(\mathbf{P}_{\text{MEC}})$, consider $M = SE(2)$, that is the group of rototranslations on the plane, and $\mathbf{\Delta}_q$ and $\mathbf{g}(q)$ as before. Notice that $SE(2)$ is a double covering of $PT\mathbb{R}^2$, and in particular it has the topology of $\mathbb{R}^2 \times S^1$.

3.3. The Pontryagin Maximum Principle on 3D contact manifolds

In the following, we state some classical results from geometric control theory which hold for the 3D contact case. For simplicity of notation, we only consider structures defined globally by a pair of vector fields.

Definition 3.7 (3D contact problem). Let M be a 3D manifold and let X_1, X_2 be two smooth vector fields such that $\dim(\text{Span}\{X_1, X_2, [X_1, X_2]\}(q))=3$ for every $q \in M$. The variational problem

$$\dot{q} = u_1 X_1 + u_2 X_2, \quad q(0) = q_0, \quad q(T) = q_1, \quad \int_0^T \sqrt{(u_1(\tau))^2 + (u_2(\tau))^2} d\tau \rightarrow \min \tag{3.8}$$

is called a 3D contact problem.

Observe that a 3D contact manifold is a particular case of a sub-Riemannian manifold, with $\mathbf{\Delta} = \text{span}\{X_1, X_2\}$ and with $\mathbf{g}_{q(t)}$ uniquely determined by the condition $\mathbf{g}_{q(\tau)}(X_i, X_j) = \delta_{ij}$. In particular, each 3D contact manifold is a metric space when endowed with the Carnot–Caratheodory distance.

When the manifold is analytic and the orthonormal frame can be assigned through m analytic vector fields, we say that the sub-Riemannian manifold is analytic. This is the case of the problems studied in this article.

Remark 3.8. In the problem above the final time T can be free or fixed since the cost is invariant by time reparameterization. As a consequence the spaces L^1 and $W^{1,1}$ in (3.4) can be replaced with L^∞ and Lip , since we can always reparameterize trajectories in such a way that $u_1(\tau)^2 + u_2(\tau)^2 = 1$ for every $\tau \in [0, T]$. If $u_1(\tau)^2 + u_2(\tau)^2 = 1$ for a.e. $\tau \in [0, T]$ we say that the curve is parameterized by sR-arclength. See Section 2.1.1 of [6], for more details.

We now state first-order necessary conditions for our problem.

Proposition 3.9 (Pontryagin Maximum Principle for 3D contact problems). *In the 3D contact case, a curve parameterized by sR-arclength is a geodesic if and only if it is the projection of a solution of the Hamiltonian system corresponding to the Hamiltonian*

$$H(q, p) = \frac{1}{2}(\langle p, X_1(q) \rangle^2 + \langle p, X_2(q) \rangle^2), \quad q \in M, \quad p \in T_q^* M, \tag{3.9}$$

lying on the level set $H = 1/2$.

This simple form of the Pontryagin Maximum Principle follows from the absence of nontrivial abnormal extremals in 3D contact geometry, as a consequence of the condition $\dim(\text{Span}\{X_1, X_2, [X_1, X_2]\}(q)) = 3$ for every $q \in M$, see [2]. For the general formulation of the Pontryagin Maximum Principle, see [4].

Remark 3.10. As a consequence of Proposition 3.9, for 3D contact problems, geodesics and the corresponding controls are always smooth and even analytic if M, X_1, X_2 are analytic, as it is the case for the problems studied in this article. Analyticity of geodesics in sub-Riemannian geometry holds for general analytic sub-Riemannian manifolds having no abnormal extremals. For more details about abnormal extremals, see e.g. [3, 20].

In general, geodesics are not optimal for all times. Instead, minimizers are geodesics by definition.

For 3D contact problems, we have that local minimizers are geodesics. Indeed, first observe that the set of local minimizers is the same if we consider the space $W^{1,1}$ or $W^{1,\infty}$, see Remark 3.8. Observe now that a local minimizer is a solution of the PMP (see [4]), and due to Proposition 3.9 a curve is a solution of the PMP if and only if it is a geodesic. See more details in [3].

A 3D contact manifold is said to be “complete” if all geodesics are defined for all times. This is the case for the sub-Riemannian problems ($\mathbf{P}_{\text{projective}}$) and (\mathbf{P}_{MEC}) studied in this article. In the following, for simplicity of notation, we always deal with complete 3D contact manifolds.

In the following we denote by $(q(t), p(t)) = e^{t\mathbf{H}}(q_0, p_0)$ the unique solution at time t of the Hamiltonian system

$$\dot{q} = \partial_p H, \quad \dot{p} = -\partial_q H,$$

with initial condition $(q(0), p(0)) = (q_0, p_0)$. Moreover we denote by $\pi : T^*M \rightarrow M$ the canonical projection $(q, p) \mapsto q$.

Definition 3.11. Let $(M, \text{span}\{X_1, X_2\})$ be a 3D contact manifold and $q_0 \in M$. Let $A_{q_0} := \{p_0 \in T^*_0 M \mid H(q_0, p_0) = 1/2\}$. We define the *exponential map* starting from q_0 as

$$\text{Exp}_{q_0} : A_{q_0} \times \mathbb{R}^+ \rightarrow M, \quad \text{Exp}_{q_0}(p_0, t) = \pi(e^{t\mathbf{H}}(q_0, p_0)). \tag{3.10}$$

Next, we recall the definition of cut and conjugate time.

Definition 3.12. Let $q_0 \in M$ and $q(\cdot)$ be a geodesic parameterized by sR-arclength starting from q_0 . The *cut time* for $q(\cdot)$ is $T_{\text{cut}}(q(\cdot)) = \sup\{t > 0, \mid q(\cdot)|_{[0,t]}$ is optimal $\}$. The *cut locus* from q_0 is the set

$$\text{Cut}(q_0) = \{q(T_{\text{cut}}(q(\cdot))) \mid q(\cdot) \text{ geodesic parameterized by sR-arclength starting from } q_0\}.$$

Definition 3.13. Let $q_0 \in M$ and $q(\cdot)$ be a geodesic parameterized by sR-arclength starting from q_0 with initial covector p_0 . The *first conjugate time* of $q(\cdot)$ is

$$T_{\text{conj}}(q(\cdot)) = \min \{t > 0 \mid (p_0, t) \text{ is a critical point of } \text{Exp}_{q_0} \}.$$

The *conjugate locus* from q_0 is the set $\text{Con}(q_0) = \{q(T_{\text{conj}}(q(\cdot))) \mid q(\cdot) \text{ sR-arclength geodesic from } q_0\}$.

A geodesic loses its local optimality at its first conjugate time. However, a geodesic can lose optimality before its first conjugate time for “global” reasons. Hence we introduce the following:

Definition 3.14. Let $q_0 \in M$ and $q(\cdot)$ be a geodesic parameterized by sR-arclength starting from q_0 . We say that $t_{\text{max}} > 0$ is a *Maxwell time* for $q(\cdot)$ if there exists another geodesic $\bar{q}(\cdot)$, parameterized by sR-arclength starting from q_0 such that $q(t_{\text{max}}) = \bar{q}(t_{\text{max}})$

It is well known that, for a geodesic $q(\cdot)$, the cut time $T_{\text{cut}}(q(\cdot))$ is either equal to the first conjugate time or to the first Maxwell time, see for instance [2]. Moreover, we have (see again [2]):

Theorem 3.15. Consider a 3D contact problem on a manifold M . Let γ be a geodesic starting from q_0 and let T_{cut} and T_{conj} be its cut and conjugate times (possibly $+\infty$). Then

- $T_{\text{cut}} \leq T_{\text{conj}}$;
- γ is globally optimal from $t = 0$ to T_{cut} and it is not globally optimal from $t = 0$ to $T_{\text{cut}} + \varepsilon$, for every $\varepsilon > 0$;
- γ is locally optimal from $t = 0$ to T_{conj} and it is not locally optimal from $t = 0$ to $T_{\text{conj}} + \varepsilon$, for every $\varepsilon > 0$.

Remark 3.16. In 3D contact geometry (and more in general in sub-Riemannian geometry) the exponential map is never a local diffeomorphism in a neighborhood of a point. As a consequence, spheres are never smooth and both the cut and the conjugate locus from q_0 are adjacent to the point q_0 itself, *i.e.* q_0 is contained in their closure (see [1]).

4. DEFINITION AND STUDY OF $(\mathbf{P}_{\text{MEC}})$

In this section we introduce the auxiliary mechanical problem $(\mathbf{P}_{\text{MEC}})$. The study of the solutions of such problem is the main tool that we use to prove Theorem 1.2.

$(\mathbf{P}_{\text{MEC}})$ Fix $\xi > 0$ and $(x_{\text{in}}, y_{\text{in}}, \theta_{\text{in}}), (x_{\text{fin}}, y_{\text{fin}}, \theta_{\text{fin}}) \in \mathbb{R}^2 \times S^1$. In the space of L^1 controls $u(\cdot), v(\cdot) : [0, T] \rightarrow \mathbb{R}$, find the solutions of:

$$\begin{aligned} (x(0), y(0), \theta(0)) &= (x_{\text{in}}, y_{\text{in}}, \theta_{\text{in}}), & (x(T), y(T), \theta(T)) &= (x_{\text{fin}}, y_{\text{fin}}, \theta_{\text{fin}}), \\ \begin{pmatrix} \frac{dx}{d\tau}(\tau) \\ \frac{dy}{d\tau}(\tau) \\ \frac{d\theta}{d\tau}(\tau) \end{pmatrix} &= u(\tau) \begin{pmatrix} \cos(\theta(\tau)) \\ \sin(\theta(\tau)) \\ 0 \end{pmatrix} + v(\tau) \begin{pmatrix} 0 \\ 0 \\ 1 \end{pmatrix} \\ \int_0^T \sqrt{\xi^2 u(\tau)^2 + v(\tau)^2} \, d\tau &\rightarrow \min \quad (\text{here } T \text{ is free}) \end{aligned} \tag{4.1}$$

This problem (which cannot be interpreted as a problem of reconstruction of planar curves, as explained in [8]) has been completely solved in a series of papers by one of the authors (see [19, 25, 26]).

Remark 4.1. In the study of $(\mathbf{P}_{\text{MEC}})$, $(\mathbf{P}_{\text{curve}})$ and $(\mathbf{P}_{\text{projective}})$, the parameter ξ can be dropped. Indeed, for any $\xi > 0$ the homothety $(x', y') := (\xi x, \xi y)$ of the (x, y) -plane maps curves γ of the metric with the weight parameter ξ to curves $\tilde{\gamma}$ of the metric with $\xi = 1$. Moreover, the value of the cost (4.1) of γ with the weight parameter ξ coincides with the cost (4.1) of $\tilde{\gamma}$ with the weight parameter 1. For this reason, in the following we consider $\xi = 1$ only.

Remark that $(\mathbf{P}_{\text{MEC}})$ is a 3D contact problem. Then, one can use the techniques given in Section 3 to compute the minimizers. This is the goal of the next section.

4.1. Computation of geodesics for $(\mathbf{P}_{\text{MEC}})$

In this section, we compute the geodesics for $(\mathbf{P}_{\text{MEC}})$ with $\xi = 1$, and prove some properties that will be useful in the following. First observe that for $(\mathbf{P}_{\text{MEC}})$ there is existence of minimizers for every pair $(q_{\text{in}}, q_{\text{fin}})$ of initial and final conditions, and minimizers are geodesics. See [19, 25, 26]. Moreover, geodesics are analytic, see Remark 3.10.

Since $(\mathbf{P}_{\text{MEC}})$ is 3D contact, we can apply Proposition 3.9 to compute geodesics. We recall that we have

$$M = \mathbb{R}^2 \times S^1, \quad q = (x, y, \theta), \quad p = (p_1, p_2, p_3), \quad X_1 = \begin{pmatrix} \cos(\theta) \\ \sin(\theta) \\ 0 \end{pmatrix}, \quad X_2 = \begin{pmatrix} 0 \\ 0 \\ 1 \end{pmatrix}.$$

Hence, by Proposition 3.9, we have

$$H = \frac{1}{2} ((p_1 \cos \theta + p_2 \sin \theta)^2 + p_3^2),$$

and the Hamiltonian equations are:

$$\begin{aligned} \dot{x} &= \frac{\partial H}{\partial p_1} = h(q, p) \cos \theta, & \dot{p}_1 &= -\frac{\partial H}{\partial x} = 0, \\ \dot{y} &= \frac{\partial H}{\partial p_2} = h(q, p) \sin \theta, & \dot{p}_2 &= -\frac{\partial H}{\partial y} = 0, \\ \dot{\theta} &= \frac{\partial H}{\partial p_3} = p_3, & \dot{p}_3 &= -\frac{\partial H}{\partial \theta} = -h(q, p)(-p_1 \sin \theta + p_2 \cos \theta), \end{aligned}$$

where $h(q, p) = p_1 \cos \theta + p_2 \sin \theta$. Notice that this Hamiltonian system is integrable in the sense of Liouville, since we have enough constant of the motions in involution. Moreover, it can be solved easily in terms of elliptic functions. Setting $p_1 = P_r \cos P_a$, $p_2 = P_r \sin P_a$ one has $h(p, q) = P_r \cos(\theta - P_a)$ and $\theta(t)$ is solution of the pendulum like equation $\ddot{\theta} = \frac{1}{2}P_r^2 \sin(2(\theta - P_a))$. Due to invariance by rototranslations, the initial condition on the q variable can be fixed to be $(x_{\text{in}}, y_{\text{in}}, \theta_{\text{in}}) = (0, 0, 0)$, without loss of generality. The initial condition on the p variable is such that $H(0) = 1/2$. Hence $p(0)$ must belong to the cylinder

$$C = \{(p_1, p_2, p_3) \mid p_1^2 + p_3^2 = 1\}. \tag{4.2}$$

With the notation of [19, 25, 26], we use coordinates (x, y, θ, ν, c) on the level set $\{H = \frac{1}{2}\} \subset T^*M$, where ν, c are defined by

$$\sin(\nu/2) = p_1 \cos \theta + p_2 \sin \theta, \quad \cos(\nu/2) = -p_3, \quad c = 2(p_2 \cos \theta - p_1 \sin \theta), \tag{4.3}$$

with $\nu \in 2S^1$, where $2S^1 = \mathbb{R}/(4\pi\mathbf{Z})$ is the double covering of the standard circle $S^1 = \mathbb{R}/(2\pi\mathbf{Z})$.

In these coordinates, the Hamiltonian system reads as follows:

$$\dot{\nu} = c, \quad \dot{c} = -\sin \nu, \quad (\nu, c) \in (2S^1_\nu) \times \mathbb{R}_c, \tag{4.4}$$

$$\dot{x} = \sin \frac{\nu}{2} \cos \theta, \quad \dot{y} = \sin \frac{\nu}{2} \sin \theta, \quad \dot{\theta} = -\cos \frac{\nu}{2}. \tag{4.5}$$

Note that the curvature of the curve $(x(\cdot), y(\cdot))$ is equal to

$$K = \frac{\dot{x}\ddot{y} - \ddot{x}\dot{y}}{(\dot{x}^2 + \dot{y}^2)^{3/2}} = -\cot(\nu/2). \tag{4.6}$$

We now define cusps for geodesics of $(\mathbf{P}_{\text{MEC}})$. Recall that both the geodesics and the corresponding controls are analytic.

Definition 4.2. Let $q(\cdot) = (x(\cdot), y(\cdot), \theta(\cdot))$ be a geodesic of $(\mathbf{P}_{\text{MEC}})$, parameterized by sR-arclength. We say that T_{cusp} is a cusp time for $q(\cdot)$ (and $q(T_{\text{cusp}})$ a cusp point) if $u(\cdot)$ changes its sign at T_{cusp} . We say that the restriction of $q(\cdot)$ to an interval $[0, T]$ has no internal cusps if no $t \in]0, T[$ is a cusp time.

Given a curve $q(\cdot)$ with a cusp point at T_{cusp} , we have that its projection on the plane $x(\cdot), y(\cdot)$ has a planar cusp at T_{cusp} as well, see Figure 4. More precisely, we have the following lemma.

Lemma 4.3. *A geodesic γ (without angular cusps) has a cusp at T_{cusp} if and only if $\lim_{t \rightarrow T_{\text{cusp}}} |K(t)| = \infty$.*

Proof. First observe that γ has an internal cusp at T_{cusp} if, for $t \rightarrow T_{\text{cusp}}$, it holds $u(t) \rightarrow 0$ and $v(t) \not\rightarrow 0$, i.e. using (4.5) one has $u(t) = \sin(\nu/2) \rightarrow 0$ and $v(t) = -\cos(\nu/2) \not\rightarrow 0$. This is equivalent to $K(t) = -\cot(\nu/2) \rightarrow \infty$, by using (4.6). □

Also observe that one can recover inflection points of the planar curve $x(\cdot), y(\cdot)$ from the expression of $q(\cdot)$. Indeed, at an inflection point of the planar curve, we have that the corresponding $q(\cdot)$ satisfies $K = 0$ and $\nu = \pi + 2\pi n$, with $n \in \mathbf{Z}$.

4.2. Qualitative form of the geodesics

Equation (4.4) is the pendulum equation

$$\ddot{\nu} = -\sin \nu, \quad \nu \in 2S^1 = \mathbb{R}/(4\pi\mathbf{Z}), \tag{4.7}$$

whose phase portrait is shown in Figure 5.

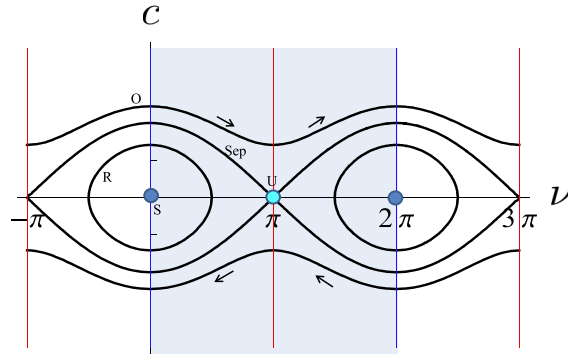


FIGURE 5. Phase portraits of the pendulum equation, with the 5 types of trajectories.

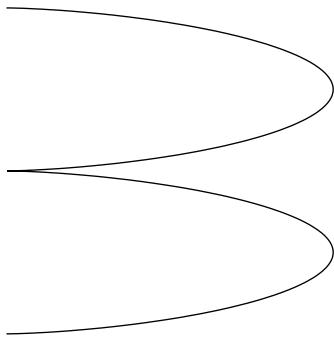


FIGURE 6.
Trajectory
of type R .

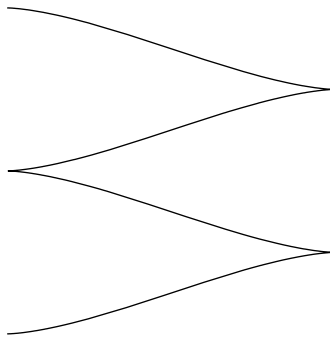


FIGURE 7.
Trajectory
of type O .

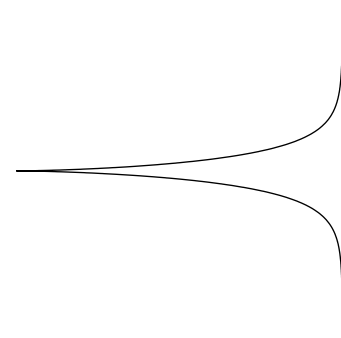


FIGURE 8.
Trajectory
of type Sep .

There exist 5 types of geodesics corresponding the different pendulum trajectories.

- (1) Type S: stable equilibrium of the pendulum: $\nu \equiv 0$. For the corresponding planar trajectory, in this case we have $(x(t), y(t)) \equiv (0, 0)$. These are the only geodesics with angular cusps.
- (2) Type U: unstable equilibria of the pendulum: $\nu \equiv \pi$ or $\nu \equiv -\pi$. For the corresponding planar trajectory, in this case we have $(x(t), y(t)) = (t, 0)$ or $(x(t), y(t)) = (-t, 0)$, *i.e.* we get a straight line.
- (3) Type R: rotating pendulum. For the corresponding planar trajectory, in this case we have that $(x(t), y(t))$ has infinite number of cusps and no inflection points (Fig. 6). Note that in this case θ is a monotone function.
- (4) Type O: oscillating pendulum. For the corresponding planar trajectory, in this case we have that $(x(t), y(t))$ has infinite number of cusps and infinite number of inflection points (Fig. 7). Observe that between two cusps we have an inflection point, and between two inflection points we have a cusp.
- (5) Type Sep: separating trajectory of the pendulum. For the corresponding planar trajectory, in this case we have that $(x(t), y(t))$ has one cusps and no inflection points (Fig. 8).

The explicit expression of geodesics in terms of elliptic functions are recalled in Appendix A.

Recall that, for trajectories of type R , O and Sep , the cusp occurs whenever $\nu(t) = 2\pi n$, with $n \in \mathbf{Z}$, since in this case one has from Lemma 4.3 that $K(t) \rightarrow \infty$ for $t \rightarrow T_{\text{cusp}}$.

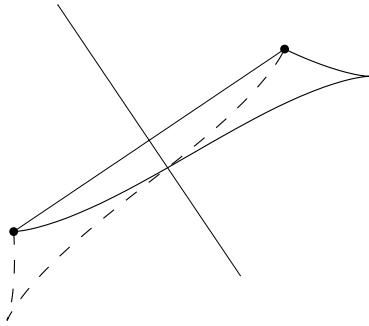


FIGURE 9. Action of \mathbb{S} on $t \mapsto (x(t), y(t))$.

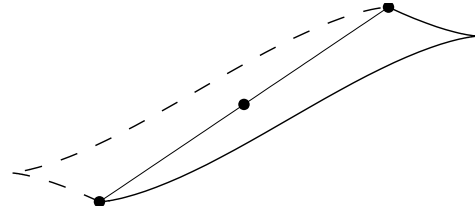


FIGURE 10. Action of \mathbb{T} on $t \mapsto (x(t), y(t))$.

4.3. Optimality of geodesics

Let $q(\cdot) = (x(\cdot), y(\cdot), \theta(\cdot))$ be a geodesic parameterized by sub-Riemannian arclength $t \in [0, T]$. Consider the following two mappings of geodesics⁹:

$$\mathbb{S}, \mathbb{T} : q(\cdot) \mapsto q_{\mathbb{S}}(\cdot), q_{\mathbb{T}}(\cdot), \quad \text{with } q(\cdot) : [0, T] \rightarrow \mathbb{R}^2 \times \mathbb{S}^1$$

where

$$\begin{aligned} \theta_{\mathbb{S}}(t) &= \theta(T) - \theta(T - t), \\ x_{\mathbb{S}}(t) &= -\cos \theta(T)(x(T) - x(T - t)) - \sin \theta(T)(y(T) - y(T - t)), \\ y_{\mathbb{S}}(t) &= -\sin \theta(T)(x(T) - x(T - t)) + \cos \theta(T)(y(T) - y(T - t)), \end{aligned}$$

and

$$\begin{aligned} \theta_{\mathbb{T}}(t) &= \theta(T - t) - \theta(T), \\ x_{\mathbb{T}}(t) &= \cos \theta(T)(x(T - t) - x(T)) + \sin \theta(T)(y(T - t) - y(T)), \\ y_{\mathbb{T}}(t) &= -\sin \theta(T)(x(T - t) - x(T)) + \cos \theta(T)(y(T - t) - y(T)). \end{aligned}$$

Modulo rotations of the plane (x, y) , the mapping \mathbb{S} acts as reflection of the curve $(x(\cdot), y(\cdot))$ in the middle perpendicular to the segment that connects the points $(x(0), y(0))$ and $(x(T), y(T))$; the mapping \mathbb{T} acts as reflection in the midpoint of this segment. See Figures 9 and 10. For more details, see [27].

A point $q(t)$ of a trajectory $q(\cdot)$ is called a Maxwell point corresponding to the reflection \mathbb{S} if $q(t) = q_{\mathbb{S}}(t)$ and $q(\cdot) \neq q_{\mathbb{S}}(\cdot)$. The same definition can be given for \mathbb{T} . Examples of Maxwell points for the reflections \mathbb{S} and \mathbb{T} are shown at Figures 11 and 12.

The following theorem proved in [19, 25, 26] describes optimality of geodesics.

Theorem 4.4. *A geodesic $q(\cdot)$ on the interval $[0, T]$, is optimal if and only if each point $q(t)$, $t \in (0, T)$, is neither a Maxwell points corresponding to \mathbb{S} or \mathbb{T} , nor the limit of a sequence of Maxwell points.*

Notice that if a point $q(t)$ is a limit of Maxwell points then it is a Maxwell point or a conjugate point.

Denote by T_{pend} the period of motion of the pendulum (4.7). It was proved in [26] that the cut time satisfies the following:

- $T_{\text{cut}} = \frac{1}{2}T_{\text{pend}}$ for geodesics of type R ;

⁹Such mappings are denoted by $\varepsilon^2, \varepsilon^5$ in [19, 25, 26], respectively.

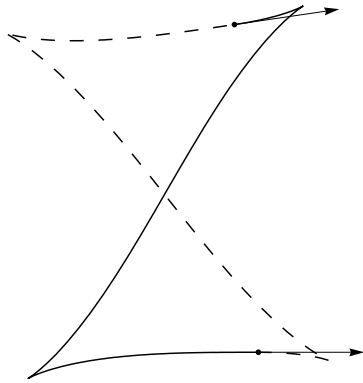


FIGURE 11. Maxwell point for reflection \mathbb{S} .

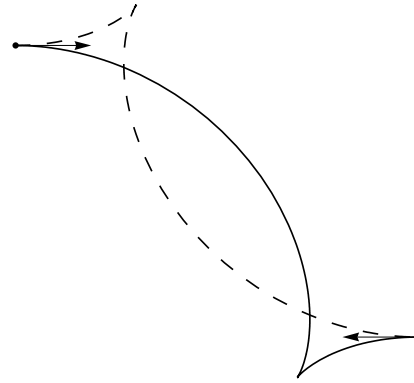


FIGURE 12. Maxwell point for reflection \mathbb{T} .

- $T_{\text{cut}} \in (\frac{1}{2}T_{\text{pend}}, T_{\text{pend}})$ for geodesics of type O ;
- $T_{\text{cut}} = +\infty = T_{\text{pend}}$ for geodesics of types S, U and Sep .

Corollary 4.5. *Let $q(\cdot)$ be a geodesic. Let T_{cusp} , and T_{cut} be the first cusp time and the cut time (possibly $+\infty$). Then $T_{\text{cusp}} \leq T_{\text{cut}}$.*

Proof. For geodesics of types R and O it follows from the phase portrait of pendulum (4.7) that there exists $t \in (0, \frac{1}{2}T_{\text{pend}})$ such that $\nu(t) = 2\pi n$. This implies that $K(t) \rightarrow +\infty$, and, by Lemma 4.3, we have a cusp point for such t . Then $T_{\text{cusp}} \leq \frac{1}{2}T_{\text{pend}} \leq T_{\text{cut}}$.

For geodesics of types S, U and Sep , the inequality $T_{\text{cusp}} \leq T_{\text{cut}}$ is obvious since $T_{\text{cut}} = +\infty$. □

Corollary 4.6. *Let $q(\cdot)$ defined on $[0, T]$ be a minimizer having an internal cusp. Then any other minimizer between $q(0)$ and $q(T)$ has an internal cusp.*

Proof. It was proved in [26] that for any points $q_0, q_1 \in \mathbb{R}^2 \times S^1$, there exist either one or two minimizers connecting q_0 to q_1 . Moreover, if there are two such minimizers $q(\cdot)$ and $\tilde{q}(\cdot)$, then $\tilde{q}(\cdot)$ is obtained from $q(\cdot)$ by a reflection \mathbb{S} or \mathbb{T} . So if $q(\cdot)$ has an internal cusp, then $\tilde{q}(\cdot)$ has an internal cusp as well. □

5. EQUIVALENCE OF PROBLEMS

In this section, we state precisely the connections between minimizers of problems $(\mathbf{P}_{\text{curve}})$, $(\mathbf{P}_{\text{projective}})$ and $(\mathbf{P}_{\text{MEC}})$ defined above. The problems are recalled in Table 1 for the reader’s convenience. We also prove that there exists minimizers of $(\mathbf{P}_{\text{curve}})$ that are absolutely continuous but not Lipschitz.

First notice that the problem $(\mathbf{P}_{\text{MEC}})$ admits a solution, as shown in [19, 25, 26]. The same arguments apply to $(\mathbf{P}_{\text{projective}})$, for which existence of a solution is verified as well, see [6].

Also recall that the definitions of $(\mathbf{P}_{\text{projective}})$ and $(\mathbf{P}_{\text{MEC}})$ are very similar, with the only difference that $\theta \in P^1$ or $\theta \in S^1$, respectively. This is based on the fact that $\mathbb{R}^2 \times S^1$ is a double covering of $\mathbb{R}^2 \times P^1$. Moreover, both the dynamics and the infinitesimal cost in $(\mathbf{P}_{\text{MEC}})$ are compatible with the projection $\mathbb{R}^2 \times S^1 \rightarrow \mathbb{R}^2 \times P^1$. Thus, the geodesics for $(\mathbf{P}_{\text{projective}})$ are the projection of the geodesics for $(\mathbf{P}_{\text{MEC}})$. Then, locally the two problems are equivalent. If we look for the minimizer for $(\mathbf{P}_{\text{projective}})$ from $(x_{\text{in}}, y_{\text{in}}, \theta_{\text{in}})$ to $(x_{\text{fin}}, y_{\text{fin}}, \theta_{\text{fin}})$, then it is the shortest minimizer between the minimizing geodesics for $(\mathbf{P}_{\text{MEC}})$:

- minimizing geodesic $q_1(\cdot)$: connecting $(x_{\text{in}}, y_{\text{in}}, \theta_{\text{in}})$ to $(x_{\text{fin}}, y_{\text{fin}}, \theta_{\text{fin}})$;
- minimizing geodesic $q_2(\cdot)$: connecting $(x_{\text{in}}, y_{\text{in}}, \theta_{\text{in}} + \pi)$ to $(x_{\text{fin}}, y_{\text{fin}}, \theta_{\text{fin}})$;
- minimizing geodesic $q_3(\cdot)$: connecting $(x_{\text{in}}, y_{\text{in}}, \theta_{\text{in}})$ to $(x_{\text{fin}}, y_{\text{fin}}, \theta_{\text{fin}} + \pi)$;
- minimizing geodesic $q_4(\cdot)$: connecting $(x_{\text{in}}, y_{\text{in}}, \theta_{\text{in}} + \pi)$ to $(x_{\text{fin}}, y_{\text{fin}}, \theta_{\text{fin}} + \pi)$;

TABLE 1. The different problems we study in the paper.

<p>Notation</p> $q = \begin{pmatrix} x \\ y \\ \theta \end{pmatrix}, \quad X_1 = \begin{pmatrix} \cos \theta \\ \sin \theta \\ 0 \end{pmatrix}, \quad X_2 = \begin{pmatrix} 0 \\ 0 \\ 1 \end{pmatrix},$ <p>here $\mathbf{x} := (x, y) \in \mathbb{R}^2$ and $\theta \in S^1$ or P^1 as specified below. We denote with s the plane-arclength parameter and with t the sR-arclength parameter. In all problems written below we have the following:</p> <ul style="list-style-type: none"> • initial and final conditions $(x_{\text{in}}, y_{\text{in}}, \theta_{\text{in}}), (x_{\text{fin}}, y_{\text{fin}}, \theta_{\text{fin}})$ are given; • the final time T (or length ℓ) is free; • $\xi > 0$ is a fixed parameter (see Rem. 4.1).
<p>Problem ($\mathbf{P}_{\text{curve}}$):</p> $q \in \mathbb{R}^2 \times S^1 \quad \dot{q} = X_1 + vX_2, \quad \int_0^\ell \sqrt{\xi^2 + v^2} \, ds = \int_0^\ell \sqrt{\xi^2 + K(s)^2} \, ds \rightarrow \min$
<p>Problem (\mathbf{P}_{MEC}):</p> $q \in \mathbb{R}^2 \times S^1 \quad \dot{q} = uX_1 + vX_2, \quad \int_0^T \sqrt{\xi^2 u^2 + v^2} \, dt \rightarrow \min$
<p>Problem ($\mathbf{P}_{\text{projective}}$):</p> $q \in \mathbb{R}^2 \times P^1 \quad \dot{q} = uX_1 + vX_2, \quad \int_0^T \sqrt{\xi^2 u^2 + v^2} \, dt = \int_0^T \ \dot{\mathbf{x}}\ \sqrt{\xi^2 + K(t)^2} \, dt \rightarrow \min$

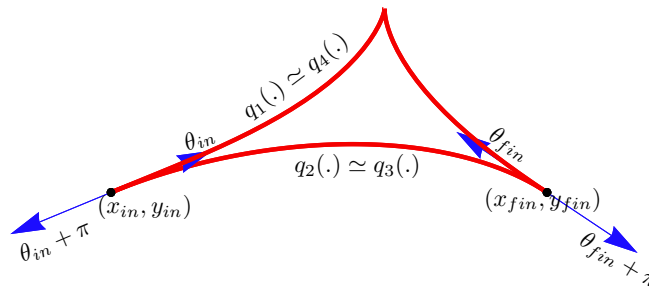


FIGURE 13. Projection of minimizing geodesics for ($\mathbf{P}_{\text{projective}}$) from projection of minimizing geodesics for (\mathbf{P}_{MEC}).

Actually, these four minimizing geodesics are coupled two by two: indeed, the projections of q_1 and q_4 on the plane (x, y) are the same curve, as well as the projections of q_2 and q_3 . Indeed, take a curve $q(\cdot) = (x(\cdot), y(\cdot), \theta(\cdot))$ in $SE(2)$ satisfying the dynamics of (\mathbf{P}_{MEC}) with controls $u(\cdot), v(\cdot)$, steering $(x_{\text{in}}, y_{\text{in}}, \theta_{\text{in}})$ to $(x_{\text{fin}}, y_{\text{fin}}, \theta_{\text{fin}})$. Then, the curve $\tilde{q}(\cdot) = (x(\cdot), y(\cdot), \theta(\cdot) + \pi)$ satisfies the dynamics of (\mathbf{P}_{MEC}) with controls $-u(\cdot), v(\cdot)$ and it steers $(x_{\text{in}}, y_{\text{in}}, \theta_{\text{in}} + \pi)$ to $(x_{\text{fin}}, y_{\text{fin}}, \theta_{\text{fin}} + \pi)$. Clearly, the two curves $q(\cdot)$ and $\tilde{q}(\cdot)$ have the same projection on the plane (x, y) . From the mechanical point of view, this is equivalent to travel from a point to another either driving forward or backward. See Figure 13.

It is also easy to prove that a minimizer of (\mathbf{P}_{MEC}) without cusps is also a minimizer of ($\mathbf{P}_{\text{curve}}$). Indeed, take a minimizer $q(\cdot)$ of (\mathbf{P}_{MEC}) without cusps, thus with $\|\dot{\mathbf{x}}(\tau)\| > 0$ for $\tau \in [0, T]$. Then, reparametrize the time to have a spatial arclength parametrization, *i.e.* $u = \|\dot{\mathbf{x}}\| \equiv 1$ (this is possible exactly because it has no cusps). This new parametrization of $q(\cdot)$ satisfies the dynamics for ($\mathbf{P}_{\text{curve}}$) and the boundary conditions. Assume now

by contradiction that there exists a curve $\tilde{q}(\cdot)$ satisfying the dynamics for $(\mathbf{P}_{\text{curve}})$ and the boundary conditions with a cost that is smaller than the cost for $q(\cdot)$. Then $\tilde{q}(\cdot)$ also satisfies the dynamics for $(\mathbf{P}_{\text{MEC}})$ and boundary conditions, with a smaller cost, hence $q(\cdot)$ is not a minimizer. Contradiction.

5.1. Connection between curves of $(\mathbf{P}_{\text{curve}})$ and $(\mathbf{P}_{\text{MEC}})$

In this section, we study in more detail the connection between curves of $(\mathbf{P}_{\text{curve}})$ and $(\mathbf{P}_{\text{MEC}})$. First of all, observe that $(\mathbf{P}_{\text{curve}})$ and $(\mathbf{P}_{\text{MEC}})$ are defined on the same manifold $SE(2)$. Moreover, each curve $\Gamma(\cdot) = (x(\cdot), y(\cdot), \theta(\cdot))$ satisfying the dynamics for $(\mathbf{P}_{\text{curve}})$ with a certain control $v(\cdot)$, also satisfies the dynamics for $(\mathbf{P}_{\text{MEC}})$ with controls $u(\cdot) \equiv 1$ and $v(\cdot)$. For simplicity of notation, we give the following definition.

Definition 5.1. Let $\Gamma(\cdot) = (x(\cdot), y(\cdot), \theta(\cdot))$ be a curve in $SE(2)$ satisfying the dynamics for $(\mathbf{P}_{\text{curve}})$ with a certain control $v(\cdot)$. We define the corresponding curve $q(\cdot)$ for $(\mathbf{P}_{\text{MEC}})$ as the same parametrized curve $(x(\cdot), y(\cdot), \theta(\cdot))$, and the corresponding pair as the pair trajectory-control $(q(\cdot), (u(\cdot), v(\cdot)))$ with $u(\cdot) \equiv 1$.

We define the corresponding reparametrized pair $(q_1(\cdot), (u_1(\cdot), v_1(\cdot)))$ for $(\mathbf{P}_{\text{MEC}})$ the time-reparametrization of the corresponding pair $(q(\cdot), (u(\cdot), v(\cdot)))$ by sR-arclength, and the corresponding reparametrized curve as the curve $q_1(\cdot)$.

Recall that the time-reparametrization by sR-arclength of an admissible curve for $(\mathbf{P}_{\text{MEC}})$ is always possible. A detailed explanation for time-reparametrization of a curve with controls in L^1 to have controls in L^∞ is given in Section 2.1.1 of [6].

We now focus on solutions of the Pontryagin Maximum Principle (PMP). For $(\mathbf{P}_{\text{curve}})$, one cannot apply the standard PMP since one cannot guarantee *a priori* that optimal controls are in L^∞ . For this reason, we apply a generalized version of the PMP which holds for L^1 controls (see [30], Thm. 8.2.1). We have the following result.

Theorem 5.2. *Let $\Gamma(\cdot)$ be a solution of the generalized PMP for $(\mathbf{P}_{\text{curve}})$. Then the corresponding reparametrized curve is a solution of the standard PMP for $(\mathbf{P}_{\text{MEC}})$.*

The proof of this Theorem is given in Appendix 6.1. Here we recall the main steps of the proof:

Step 1. We prove that if $(\Gamma(\cdot), v(\cdot))$ is a solution of the generalized Pontryagin Maximum Principle for $(\mathbf{P}_{\text{curve}})$, then, the corresponding pair $(q(\cdot), (u(\cdot), v(\cdot)))$ for $(\mathbf{P}_{\text{MEC}})$ is a solution of the generalized Pontryagin Maximum Principle.

Step 2. We prove that the corresponding reparametrized pair is a solution of the standard PMP. We are now ready to discuss the connection between geodesics for $(\mathbf{P}_{\text{curve}})$ and $(\mathbf{P}_{\text{MEC}})$.

Proposition 5.3. *Let $\Gamma(\cdot)$ be a geodesic for $(\mathbf{P}_{\text{curve}})$. Then the corresponding reparametrized curve is a geodesic for $(\mathbf{P}_{\text{MEC}})$.*

Proof. Let $\Gamma(\cdot)$ be a geodesic for $(\mathbf{P}_{\text{curve}})$. By definition, for every sufficiently small interval its restriction is a global minimizer. Then it is a solution of the generalized PMP for $(\mathbf{P}_{\text{curve}})$. Hence, applying the previous Theorem 5.2, we have that the corresponding reparametrized trajectory is a solution of the standard PMP for $(\mathbf{P}_{\text{MEC}})$. This implies that it is a geodesic for $(\mathbf{P}_{\text{MEC}})$, due to Proposition 3.9. \square

5.2. $(\mathbf{P}_{\text{curve}})$ admits minimizers which are absolutely continuous but not Lipschitz

We now show that the problem $(\mathbf{P}_{\text{curve}})$ exhibits an interesting phenomenon: there exist absolutely continuous minimizers that cannot be reparametrized to be Lipschitz. Other examples are given in [29].

Consider a geodesic of $(\mathbf{P}_{\text{MEC}})$ defined on $[0, T]$ having no internal cusp and corresponding to controls $u(\cdot)$ and $v(\cdot)$. From Corollary 4.5 it follows that it is optimal. Assume now that this geodesic has a cusp at T . Then, by Lemma 4.3, we have that for $t \rightarrow T$ it holds $u(t) \rightarrow 0$ and $K(t) \rightarrow \infty$. Notice that $\sqrt{u(\tau)^2 + v(\tau)^2}$ is integrable on $[0, T]$, since its integral is exactly the Carnot–Caratheodory distance (3.7), that is finite, see

e.g. [19]. Since the cost of $(\mathbf{P}_{\text{MEC}})$ and $(\mathbf{P}_{\text{curve}})$ coincide, we have that $\int_0^\ell \sqrt{1 + K^2(s)} \, ds$ is finite. In particular, $K(\cdot)$ is a L^1 function that is not L^∞ . Reparametrize time to have an admissible curve $\Gamma(\cdot)$ for $(\mathbf{P}_{\text{curve}})$, with control $\tilde{v}(\cdot)$. Since $\tilde{v}(s)$ coincides with $K(s)$, then $\tilde{v}(\cdot)$ is a L^1 function that is not L^∞ . This means moreover that the trajectory $\Gamma(\cdot)$ for $(\mathbf{P}_{\text{curve}})$ has unbounded control and it is not Lipschitz.

This phenomenon is extremely interesting in optimal control. Indeed, direct application of standard techniques for the computation of local minimizers, such as the Pontryagin Maximum Principle, would provide local minimizers in the “too small” set of controls $L^\infty([0, T], \mathbb{R})$. In other words, the absolutely continuous minimizers that are not Lipschitz are not detected by the Pontryagin Maximum Principle. For this reason, we were obliged to use the generalized PMP for $(\mathbf{P}_{\text{curve}})$ in Theorem 5.2.

Instead, the auxiliary problem $(\mathbf{P}_{\text{MEC}})$ does not present this phenomenon, since by re-parametrization one can always reduce controls to the set $L^\infty([0, T], \mathbb{R})$.

6. EXISTENCE OF MINIMIZING CURVES

In this section we prove the main results of this paper, proving Theorem 1.2. We characterize the set of boundary conditions for which a solution of $(\mathbf{P}_{\text{curve}})$ exists. We show that the set of boundary conditions for which a solution exists coincides with the set of boundary conditions for which a local minimizer exists. Moreover, such set coincides with the set of boundary conditions for which a geodesics joining them exists. We also give some properties of such set.

After this theoretical result, we show explicitly the set of initial and final points for which a solution exists, computed numerically. For more details on this subject, see [11].

From the following result, Theorem 1.2 follows.

Theorem 6.1 (main result). *Fix an initial and a final condition $q_{\text{in}} = (x_{\text{in}}, y_{\text{in}}, \theta_{\text{in}})$ and $q_{\text{fin}} = (x_{\text{fin}}, y_{\text{fin}}, \theta_{\text{fin}})$ in $\mathbb{R}^2 \times S^1$. Let $q(\cdot)$ be a minimizer for the problem $(\mathbf{P}_{\text{MEC}})$ from q_{in} to q_{fin} . The only two possible cases are:*

- (1) *$q(\cdot)$ has neither internal cusps nor angular cusps. Then $q(\cdot)$ is a solution for $(\mathbf{P}_{\text{curve}})$ from q_{in} to q_{fin} .*
- (2) *$q(\cdot)$ has at least an internal cusp or an angular cusp. Then $(\mathbf{P}_{\text{curve}})$ from q_{in} to q_{fin} does not admit neither a global nor a local minimum nor a geodesic.*

Proof. We use the notation $q(\cdot)$ to denote trajectories for $(\mathbf{P}_{\text{MEC}})$, and $\Gamma(\cdot)$ for trajectories for $(\mathbf{P}_{\text{curve}})$. Recall the results of Section 5. Given a $\Gamma(\cdot) = (x(\cdot), y(\cdot), \theta(\cdot))$ trajectory of $(\mathbf{P}_{\text{curve}})$, this gives the corresponding curve $q(\cdot) = (x(\cdot), y(\cdot), \theta(\cdot))$ for $(\mathbf{P}_{\text{MEC}})$. On the converse, a $q(\cdot) = (x(\cdot), y(\cdot), \theta(\cdot))$ trajectory of $(\mathbf{P}_{\text{MEC}})$ without cusps gives naturally a $\Gamma(\cdot)$ trajectory of $(\mathbf{P}_{\text{curve}})$, after reparametrization.

Fix an initial and a final condition $q_{\text{in}} = (x_{\text{in}}, y_{\text{in}}, \theta_{\text{in}})$ and $q_{\text{fin}} = (x_{\text{fin}}, y_{\text{fin}}, \theta_{\text{fin}})$. Take a solution $q(\cdot)$ of $(\mathbf{P}_{\text{MEC}})$. If $q(\cdot)$ has no cusps, then one can reparametrize time to have a curve $\Gamma(\cdot)$ solution of $(\mathbf{P}_{\text{curve}})$. If $q(\cdot)$ has cusps at boundaries, then the same re-parametrization (that can be applied, as explained in Sect. 5.1) gives the corresponding $\Gamma(\cdot)$, that is a solution of $(\mathbf{P}_{\text{curve}})$. The first part is now proved.

We prove the second part by contradiction. If $q(\cdot)$ has an internal cusp, then any other solution of $(\mathbf{P}_{\text{MEC}})$ from q_{in} to q_{fin} has an internal cusp, as proved in Corollary 4.6. By contradiction, assume that there exists $\bar{\Gamma}(\cdot)$, either a solution (*i.e.* a global minimizer) of $(\mathbf{P}_{\text{curve}})$ from q_{in} to q_{fin} , or a local minimizer, or a geodesic. In the three cases, the corresponding reparametrized curve on $SE(2)$ of $(\mathbf{P}_{\text{MEC}})$, that we denote by $\bar{q}_1(\cdot)$, has no cusps.

We first study the case of geodesics. Let $\bar{\Gamma}(\cdot)$ be a **geodesic** of $(\mathbf{P}_{\text{curve}})$. Then $\bar{q}_1(\cdot)$ is a geodesic of $(\mathbf{P}_{\text{MEC}})$ between the same boundary conditions of $\bar{\Gamma}(\cdot)$, due to Proposition 5.3. Then, two cases are possible:

- Let $\bar{q}_1(\cdot)$ be a solution, *i.e.* a global minimizer, for $(\mathbf{P}_{\text{MEC}})$. Then both $q(\cdot)$ and $\bar{q}(\cdot)$ are minimizers, one with cusps and the other without cusps. This yields a contradiction with Corollary 4.6.
- Let $\bar{q}_1(\cdot)$ be a geodesic for $(\mathbf{P}_{\text{MEC}})$ that is not a global minimizer. We denote with $[0, T]$ the time-interval of definition of $\bar{q}_1(\cdot)$. Then there exists a cut time $t_{\text{cut}} < T$ for $\bar{q}_1(\cdot)$. Then there exists a cusp time $t_{\text{cusp}} \leq t_{\text{cut}} < T$ for $\bar{q}_1(\cdot)$, see Corollary 4.5. Then $\bar{q}_1(\cdot)$ has a cusp. Contradiction.

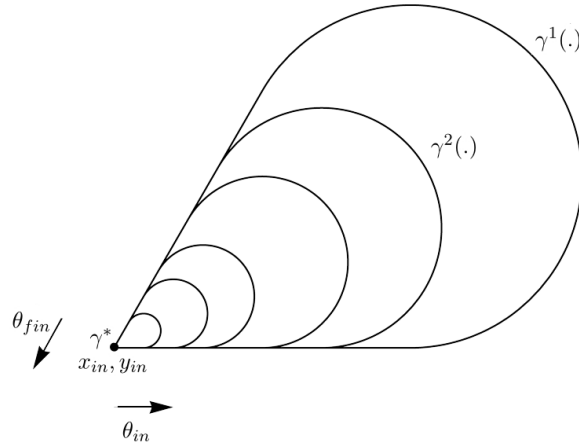


FIGURE 14. Non-existence of a solution of $(\mathbf{P}_{\text{curve}})$ for $(x_{\text{in}}, y_{\text{in}}) = (x_{\text{fin}}, y_{\text{fin}})$.

We have a contradiction in both cases. Thus, if $q(\cdot)$ has a internal cusp, there exists no geodesic of $(\mathbf{P}_{\text{curve}})$ from q_{in} to q_{fin} .

We now study the case of local minimizers. Let $\bar{\Gamma}(\cdot)$ be a local minimizer for $(\mathbf{P}_{\text{curve}})$. Then, it is a solution of the generalized Pontryagin Maximum Principle ([30], Thm. 8.2.1). Applying Theorem 5.2, we have that the corresponding reparametrized curve $\bar{q}_1(\cdot)$ is a solution of the standard Pontryagin Maximum Principle for $(\mathbf{P}_{\text{MEC}})$, and then it is a geodesic by Proposition 3.9. Since $\bar{\Gamma}(\cdot)$ has no cusps, then $\bar{q}_1(\cdot)$ has no cusps either, thus it is a global minimizer. Then both $q(\cdot)$ and $\bar{q}_1(\cdot)$ are global minimizers, one with cusps and the other without cusps. This yields a contradiction with Corollary 4.6.

Since global minimizers are special cases of local minimizers, we have the result for global minimizers too.

If instead $q(\cdot)$ has an angular cusp, then $(x_{\text{in}}, y_{\text{in}}) = (x_{\text{fin}}, y_{\text{fin}})$, see Remark 2.1. In this case, assume that there exists $\bar{\Gamma}(\cdot)$ either a solution of $(\mathbf{P}_{\text{curve}})$ (*i.e.* a global minimizer), or a local minimizer, or a geodesic. In the three cases, the corresponding reparametrized trajectory of $(\mathbf{P}_{\text{MEC}})$ $\bar{q}_1(\cdot)$ must be of Type S, since there are no other geodesics steering q_{in} to q_{fin} with $(x_{\text{in}}, y_{\text{in}}) = (x_{\text{fin}}, y_{\text{fin}})$. By construction, the solution of $(\mathbf{P}_{\text{curve}})$ is $\bar{\Gamma}(\cdot) = (x_{\text{in}}, y_{\text{in}}, \theta(\cdot))$. Observing the dynamics for $(\mathbf{P}_{\text{curve}})$ in (1.2), one has that x, y constant implies that the planar length is $\ell = 0$, then we must have $\theta_{\text{in}} = \theta_{\text{fin}}$. \square

Remark 6.2. Observe that, as a corollary, we have proved that global minimizers, local minimizers and geodesics for $(\mathbf{P}_{\text{curve}})$ coincide.

Remark 6.3. The last part of the proof has its practical interest. It shows the non-existence of a solution of $(\mathbf{P}_{\text{curve}})$ in the case of $(x_{\text{in}}, y_{\text{in}}) = (x_{\text{fin}}, y_{\text{fin}})$. This means that, under this condition, it is possible to construct a sequence of planar curves $\gamma^n(\cdot)$, each steering $(x_{\text{in}}, y_{\text{in}}, \theta_{\text{in}})$ to $(x_{\text{in}}, y_{\text{in}}, \theta_{\text{fin}})$ and such that the sequence of the costs of $\gamma^n(\cdot)$ converges to the infimum of the cost, but that the limit trajectory $\gamma^*(\cdot)$ is a curve reduced to a point, for which the curvature K is not well-defined. See Figure 14.

6.1. Characterization of the existence set

In this section, we characterize the set of boundary conditions for which a solution of $(\mathbf{P}_{\text{curve}})$ exists, answering the second part of question Q2. We recall that we just proved that the existence set does not change if we consider global or local minimizers or geodesics.

We prove here some simple topological properties of such set, and give some related numerical results.



FIGURE 15. Geodesics reaching $x = 0$, upper plane.

Proposition 6.4. *Let $\mathcal{S} \subseteq \mathbb{R}^2 \times S^1$ be the set of final conditions $q_{\text{fin}} = (x_{\text{fin}}, y_{\text{fin}}, \theta_{\text{fin}})$ for which a solution of $(\mathbf{P}_{\text{curve}})$ exists, starting from $e := (0, 0, 0)$. We have that \mathcal{S} is arc-connected and non-compact.*

Proof. For arc-connectedness, let $q_a, q_b \in \mathcal{S}$. This means that there exist two curves $q_1(\cdot), q_2(\cdot)$ steering e to q_a, q_b , respectively. Then the concatenation of curves (with reversed time for $q_1(\cdot)$) steers q_a to e to q_b . For non-compactness, observe that all points on the half-line $(t, 0, 0)$ are in \mathcal{S} . \square

Other properties of \mathcal{S} (which are evident numerically¹⁰) are the following:

- (1) all points of \mathcal{S} satisfy $x_{\text{fin}} \geq 0$;
- (2) if $q_{\text{fin}} \in \mathcal{S}$ satisfies $\theta_{\text{fin}} = \pi$, then it also satisfies $x_{\text{fin}} = 0$; similarly, if $q_{\text{fin}} \in \mathcal{S}$ satisfies $x_{\text{fin}} = 0$, then it also satisfies $\theta_{\text{fin}} = \pi$. The solutions of a problem with $q_{\text{fin}} = (0, y_{\text{fin}}, \pi)$ have a cusp in q_{fin} .

Remark 6.5. The characterization of \mathcal{S} is, in some sense, the continuation of the main results of the authors in [6]. There, we proved that there exist boundary conditions such that $(\mathbf{P}_{\text{curve}})$ did not admit a minimizer, *i.e.* that \mathcal{S} is not the whole space $SE(2)$. Here we have described in bigger detail the set of boundary conditions \mathcal{S} such that $(\mathbf{P}_{\text{curve}})$ admits a minimizer, together with proving that, given boundary conditions, the existence of a minimizer is equivalent to the existence of a local minimizer or a geodesic.

APPENDIX A. EXPLICIT EXPRESSION OF GEODESICS IN TERMS OF ELLIPTIC FUNCTIONS

In this section, we recall the explicit expressions of the geodesics for $(\mathbf{P}_{\text{MEC}})$. They were first computed in [19].

The geodesics are expressed in sub-Riemannian arc-length t , and they are written in terms of Jacobian functions $\text{cn}, \text{sn}, \text{dn}, E$. For more details, see *e.g.* [31]. Here (ν, c) are the variables for the pendulum equation (4.4) and (φ, k) are the corresponding action-angle coordinates that rectify its flow: $\dot{\varphi} = 1, \dot{k} = 0$. See detailed explanations in Section 4 of [19].

Since $(\mathbf{P}_{\text{MEC}})$ is invariant *via* rototranslations, we give geodesics starting from $(0, 0, 0)$ only.

Recall that we have classified geodesics of $(\mathbf{P}_{\text{MEC}})$ *via* the classification of trajectories of the pendulum equation (4.7), see Section 4.2. We have the following 5 cases.

¹⁰Formal proofs are given in [11].

- The geodesic of type S has the simple expression $q(t) = (0, 0, t)$. The projection on the plane gives the line reduced to the point $(0, 0)$.
- The geodesic of type U has the simple expression $q(t) = (t, 0, 0)$. The projection on the plane is the straight half-line $(t, 0)$.
- Geodesics of type R have the following expression:

$$\begin{aligned}\cos \theta(t) &= \operatorname{cn} \varphi \operatorname{cn}(\varphi + t) + \operatorname{sn} \varphi \operatorname{sn}(\varphi + t), \\ \sin \theta(t) &= \operatorname{sgn}(\cos(\nu/2))(\operatorname{sn} \varphi \operatorname{cn}(\varphi + t) - \operatorname{cn} \varphi \operatorname{sn}(\varphi + t)), \\ x(t) &= \frac{\operatorname{sgn}(\cos(\nu/2))}{k}[\operatorname{cn} \varphi(\operatorname{dn} \varphi - \operatorname{dn}(\varphi + t)) + \operatorname{sn} \varphi(t + E(\varphi) - E(\varphi + t))], \\ y(t) &= (1/k)[\operatorname{sn} \varphi(\operatorname{dn} \varphi - \operatorname{dn}(\varphi + t)) - \operatorname{cn} \varphi(t + E(\varphi) - E(\varphi + t))].\end{aligned}$$

- Geodesics of type O have the following expression:

$$\begin{aligned}\cos \theta(t) &= k^2 \operatorname{sn}(\varphi/k) \operatorname{sn}(\varphi + t)/k + \operatorname{dn}(\varphi/k) \operatorname{dn}(\varphi + t)/k, \\ \sin \theta(t) &= k(\operatorname{sn}(\varphi/k) \operatorname{dn}(\varphi + t)/k - \operatorname{dn}(\varphi/k) \operatorname{sn}(\varphi + t)/k), \\ x(t) &= \operatorname{sgn}(c)k[\operatorname{dn}(\varphi/k)(\operatorname{cn}(\varphi/k) - \operatorname{cn}(\varphi + t)/k) + \operatorname{sn}(\varphi/k)(t/k + E(\varphi/k) - E((\varphi + t)/k))], \\ y(t) &= \operatorname{sgn}(c)[k^2 \operatorname{sn}(\varphi/k)(\operatorname{cn}(\varphi/k) - \operatorname{cn}(\varphi + t)/k) - \operatorname{dn}(\varphi/k)(t/k + E(\varphi/k) - E(\varphi + t)/k)].\end{aligned}$$

- Geodesics of type Sep have the following expression:

$$\begin{aligned}\cos \theta(t) &= 1/(\cosh \varphi \cosh(\varphi + t) + \tanh \varphi \tanh(\varphi + t)), \\ \sin \theta(t) &= \operatorname{sgn}(\cos(\nu/2))(\tanh \varphi / \cosh(\varphi + t) - \tanh(\varphi + t) / \cosh \varphi), \\ x(t) &= \operatorname{sgn}(\cos(\nu/2)) \operatorname{sgn}(c)[(1/\cosh \varphi)(1/\cosh \varphi - 1/\cosh(\varphi + t)) + \tanh \varphi(t + \tanh \varphi - \tanh(\varphi + t))], \\ y(t) &= \operatorname{sgn}(c)[\tanh \varphi(1/\cosh \varphi - 1/\cosh(\varphi + t)) - (1/\cosh \varphi)(t + \tanh \varphi - \tanh(\varphi + t))].\end{aligned}$$

Pictures of geodesics of type R , O , Sep are given in Figures 6, 7 and 8, respectively.

APPENDIX B. PROOF OF THEOREM 5.2

In this appendix, we prove Theorem 5.2. The structure of the proof is given in Section 5.1. We are left to prove Step 1 and Step 2.

Step 1. If $(\Gamma(\cdot), v(\cdot))$ is a solution of the generalized Pontryagin Maximum Principle for $(\mathbf{P}_{\text{curve}})$, then, the corresponding pair $(q(\cdot), (u(\cdot), v(\cdot)))$ is a solution of the generalized Pontryagin Maximum Principle for $(\mathbf{P}_{\text{MEC}})$.

Proof. Without loss of generality, we provide the proof for $\xi = 1$.

Apply the generalized PMP both to problems $(\mathbf{P}_{\text{curve}})$ and $(\mathbf{P}_{\text{MEC}})$. For $(\mathbf{P}_{\text{MEC}})$, the unmaximised Hamiltonian is $\mathcal{H}_M := p_1 \cos(\theta)u + p_2 \sin(\theta)u + p_3 v + \lambda \sqrt{u^2 + v^2}$. For $(\mathbf{P}_{\text{curve}})$, replace u with 1: we denote such Hamiltonian with \mathcal{H}_C . We denote the maximised Hamiltonians with H_M, H_C , respectively. Recall that we study free time problems, thus both the maximised Hamiltonians satisfy $H_M \equiv 0$ and $H_C \equiv 0$, see [4], Section 12.3.

We observe that for both problems there are no strictly abnormal extremals (*i.e.* solutions with $\lambda = 0$). Indeed, for $(\mathbf{P}_{\text{curve}})$ abnormal extremals are straight lines, that can be realized as normal extremals too. The same holds for $(\mathbf{P}_{\text{MEC}})$. Thus we fix from now on $\lambda = -1$ without loss of generality.

Let now $(\bar{\Gamma}(\cdot), \bar{p}(\cdot), \bar{v}(\cdot))$ be a trajectory vector-covector-control satisfying the generalized PMP for $(\mathbf{P}_{\text{curve}})$. We prove that the corresponding trajectory vector-covector-controls $(\bar{q}(\cdot), \bar{p}(\cdot), (1, \bar{v}(\cdot)))$ satisfies the generalized PMP for $(\mathbf{P}_{\text{MEC}})$. The main point here is that \mathcal{H}_M depends on two parameters (u, v) , while \mathcal{H}_C depends on v only. Thus, to maximise Hamiltonians, one has more degrees of freedom for \mathcal{H}_M than for \mathcal{H}_C . We need to prove that such additional degree of freedom u does not improve maximisation of the Hamiltonian.

We first prove that, if $\bar{v}(\cdot)$ maximises¹¹ $\mathcal{H}_C(\bar{q}(\cdot), \bar{p}(\cdot), v(\cdot))$, then the choice $u(\cdot) \equiv 1, v(\cdot) = \bar{v}(\cdot)$ maximises the Hamiltonian $\mathcal{H}_M(\bar{q}(\cdot), \bar{p}(\cdot), (u(\cdot), v(\cdot)))$. First observe that both \mathcal{H}_M and \mathcal{H}_C are C^∞ (except for \mathcal{H}_M in $(0, 0)$), and concave with respect to variables u, v and v , respectively. Moreover, we have no constraints on the controls. Thus, maximisation of the Hamiltonian is equivalent to have $\nabla_u \mathcal{H} = 0$.

We are reduced to prove that $\frac{\partial \mathcal{H}_M}{\partial u} = \frac{\partial \mathcal{H}_M}{\partial v} = 0$ when evaluated in $(\bar{q}(\cdot), \bar{p}(\cdot), (1, \bar{v}(\cdot)))$. Observe that $\frac{\partial \mathcal{H}_M}{\partial v} = \frac{\partial \mathcal{H}_C}{\partial v}$ for $u = 1$; thus, since $\bar{v}(\cdot)$ maximises \mathcal{H}_C , then $\frac{\partial \mathcal{H}_C}{\partial v} = 0$. Hence $\frac{\partial \mathcal{H}_M}{\partial v} = 0$. A simple computation also shows that $\frac{\partial \mathcal{H}_M}{\partial u}$ evaluated in $u(\cdot) \equiv 1, v(\cdot) = \bar{v}(\cdot)$ is $\bar{p}_1 \cos(\bar{\theta}) + \bar{p}_2 \sin(\bar{\theta}) - \frac{1}{\sqrt{1+\bar{v}^2}}$, whose expression coincides with H_C when replacing p_3 with its expression with respect to the optimal control, that is $p_3 = \frac{\bar{v}}{\sqrt{1+\bar{v}^2}}$. Since $H_C = 0$, then $\frac{\partial \mathcal{H}_M}{\partial u} = 0$, hence \mathcal{H}_M is maximised by $u(\cdot) \equiv 1, v(\cdot) = \bar{v}(\cdot)$.

Thus we have that $H_M = H_C$ on this trajectory. Then, since $H_C = 0$, then it clearly holds

$$\mathcal{H}_M(\bar{q}(\cdot), \bar{p}(\cdot), (1, \bar{v}(\cdot))) \equiv 0$$

and it is also clear that $(\bar{q}(\cdot), \bar{p}(\cdot))$ is a solution of the Hamiltonian system with Hamiltonian H_M . Then, $(\bar{q}(\cdot), \bar{p}(\cdot))$ is a solution of the generalized PMP for $(\mathbf{P}_{\text{MEC}})$. \square

Step 2. Let $(q(\cdot), (u(\cdot), v(\cdot)))$ with $u(\cdot) \equiv 1$ be a solution of the generalized Pontryagin Maximum Principle for $(\mathbf{P}_{\text{MEC}})$. Then, the curve reparametrized by sR-arclength is a solution of the standard Pontryagin Maximum Principle.

Proof. Recall that for $(\mathbf{P}_{\text{MEC}})$ one can always reparametrize curves by sR-arclength. This also transforms trajectoires with L^1 controls in trajectories with L^∞ controls without changing the cost, as explained in Remark 3.8. Choose such reparametrization.

As a consequence, a solution to the generalized PMP can be reparametrized to have controls in L^∞ . Since the expression of the equations are the same for the standard and generalized PMP, then this reparametrized curve is a solution to the standard PMP. \square

REFERENCES

- [1] A. Agrachev, Compactness for sub-Riemannian length-minimizers and subanalyticity. *Rend. Sem. Mat. Univ. Politec. Torino* **56** (2001) 1–12.
- [2] A. Agrachev, Exponential mappings for contact sub-Riemannian structures. *J. Dynam. Control Syst.* **2** (1996) 321–358.
- [3] A. Agrachev, D. Barilari and U. Boscain, Introduction to Riemannian and Sub-Riemannian geometry, available at <http://www.math.jussieu.fr/~barilari/Notes.php>
- [4] A.A. Agrachev, Yu. L. Sachkov, Control Theory from the Geometric Viewpoint. *Encyclopedia of Math. Sci.*, vol. 87. Springer (2004).
- [5] A. Bellaïche, The tangent space in sub-Riemannian geometry. *Sub-Riemannian Geometry, Progr. Math.*, vol. 144. Edited by A. Bellaïche and J.-J. Risler. Birkhäuser, Basel (1996) 1–78.
- [6] U. Boscain, G. Charlot and F. Rossi, Existence planar curves minimizing length and curvature. *Proc. Steklov Institute Math.* **270** (2010) 43–56.
- [7] U. Boscain, R. Chertovskih, J.-P. Gauthier and A. Remizov, Hypoelliptic diffusion and human vision: a semi-discrete new twist on the Petitot theory. To appear in *SIAM J. Imaging Sci.*
- [8] U. Boscain, J. Duplaix, J.P. Gauthier and F. Rossi, Anthropomorphic Image Reconstruction via Hypoelliptic Diffusion. *SIAM J. Control Opt.* **50** 1309–1336.
- [9] U. Boscain and F. Rossi, Projective Reeds-Shepp car on S^2 with quadratic cost. *ESAIM: COCV* **16** (2010) 275–297.
- [10] G. Citti and A. Sarti, A cortical based model of perceptual completion in the roto-translation space. *J. Math. Imaging Vision* **24** (2006) 307–326.
- [11] R. Duits, U. Boscain, F. Rossi and Y. Sachkov, Association fields via cuspless sub-Riemannian geodesics in SE(2). To appear in *J. Math. Imaging Vision*.
- [12] R. Duits and E.M.Franken, Left-invariant parabolic evolutions on SE(2) and contour enhancement via invertible orientation scores, Part I: Linear Left-Invariant Diffusion Equations on SE(2). *Quart. Appl. Math.* **68** (2010) 293–331.
- [13] R. Duits and E.M.Franken, Left-invariant parabolic evolutions on SE(2) and contour enhancement via invertible orientation scores, Part II: nonlinear left-invariant diffusions on invertible orientation scores. *Quart. Appl. Math.* **68** (2010) 255–292.

¹¹*i.e.*, it maximises \mathcal{H}_C along the trajectory $(\bar{q}(\cdot), \bar{p}(\cdot))$.

- [14] M. Gromov, Carnot–Caratheodory spaces seen from within, in *Sub-Riemannian Geometry*, in vol. 144 *Progr. Math.*, edited by A. Bellaïche and J.-J. Risler (1996) 79–323.
- [15] R.K. Hladky and S.D. Pauls, Minimal Surfaces in the Roto-Translation Group with Applications to a Neuro-Biological Image Completion Model. *J Math Imaging Vis* **36** (2010) 1–27.
- [16] W.C. Hoffman, The visual cortex is a contact bundle. *Appl. Math. Comput.* **32** (1989) 137–167.
- [17] L. Hörmander, Hypoelliptic Second Order Differential Equations. *Acta Math.* **119** (1967) 147–171.
- [18] D.H. Hubel and T.N. Wiesel, Receptive fields, binocular interaction and functional architecture in the cat’s visual cortex. *The J. Phys.* **160** (1962) 106.
- [19] I. Moiseev and Yu. L. Sachkov, Maxwell strata in sub-Riemannian problem on the group of motions of a plane. *ESAIM: COCV* **16** (2010) 380–399.
- [20] R. Montgomery, A Tour of Subriemannian Geometries, Their Geodesics and Applications. Vol. 91 of *Math. Surveys and Monogr.* AMS (2002).
- [21] M. Nitzberg and D. Mumford, The 2.1-D sketch. *ICCV* (1990) 138–144.
- [22] J. Petitot, Vers une Neuro-géométrie. Fibrations corticales, structures de contact et contours subjectifs modaux. *Math. Inform. Sci. Humaines* **145** (1999) 5–101.
- [23] J. Petitot, Neurogéométrie de la vision – Modèles mathématiques et physiques des architectures fonctionnelles. Les Éditions de l’École Polytechnique (2008).
- [24] J. Petitot, The neurogeometry of pinwheels as a sub-Riemannian contact structure. *J. Phys. – Paris* **97** (2003) 265–309.
- [25] Y. Sachkov, Conjugate and cut time in the sub-Riemannian problem on the group of motions of a plane. *ESAIM: COCV* **16** (2010) 1018–1039.
- [26] Y.L. Sachkov, Cut locus and optimal synthesis in the sub-Riemannian problem on the group of motions of a plane. *ESAIM: COCV* **17** (2011) 293–321.
- [27] Y.L. Sachkov, Discrete symmetries in the generalized Dido problem. *Sb. Math.* **197** (2006) 235–257.
- [28] G. Sanguinetti, G. Citti and A. Sarti, Image completion using a diffusion driven mean curvature flow in a sub-riemannian space, in *Int. Conf. Comput. Vision Theory and Appl. (VISAPP’08)*, Funchal (2008) 22–25.
- [29] A.V. Sarychev, First and Second-Order Integral Functionals of the Calculus of Variations Which Exhibit the Lavrentiev Phenomenon. *J. Dyn. Control Syst.* **3** (1997) 565–588.
- [30] R. Vinter, *Optimal Control*. Birkhauser (2010).
- [31] E.T. Whittaker and G.N. Watson, *A Course of Modern Analysis. An introduction to the general theory of infinite processes and of analytic functions; with an account of principal transcendental functions*. Cambridge University Press, Cambridge (1996).