



HAL
open science

Tail-scope: Using friends to estimate heavy tails of degree distributions in large-scale complex networks

Young-Ho Eom, Hang-Hyun Jo

► **To cite this version:**

Young-Ho Eom, Hang-Hyun Jo. Tail-scope: Using friends to estimate heavy tails of degree distributions in large-scale complex networks. *Scientific Reports*, 2015, 5, pp.09752. 10.1038/srep09752 . hal-01091791

HAL Id: hal-01091791

<https://hal.science/hal-01091791>

Submitted on 6 Dec 2014

HAL is a multi-disciplinary open access archive for the deposit and dissemination of scientific research documents, whether they are published or not. The documents may come from teaching and research institutions in France or abroad, or from public or private research centers.

L'archive ouverte pluridisciplinaire **HAL**, est destinée au dépôt et à la diffusion de documents scientifiques de niveau recherche, publiés ou non, émanant des établissements d'enseignement et de recherche français ou étrangers, des laboratoires publics ou privés.

Tail-scope: Using friends to estimate heavy tails of degree distributions in large-scale complex networks

Young-Ho Eom

*Laboratoire de Physique Théorique du CNRS, IRSAMC,
Université de Toulouse, UPS, F-31062 Toulouse, France*

Hang-Hyun Jo

*BK21plus Physics Division and Department of Physics,
Pohang University of Science and Technology, Pohang 790-784, Republic of Korea and
BECS, Aalto University School of Science, P.O. Box 12200, FI-00076, Finland*

Many complex networks in natural and social phenomena have often been characterized by heavy-tailed degree distributions. However, due to rapidly growing size of network data and concerns on privacy issues about using these data, it becomes more difficult to analyze complete data sets. Thus, it is crucial to devise effective and efficient estimation methods for heavy tails of degree distributions in large-scale networks only using local information of a small fraction of sampled nodes. Here we propose a *tail-scope* method based on local observational bias of the friendship paradox. We show that the tail-scope method outperforms the uniform node sampling for estimating heavy tails of degree distributions, while the opposite tendency is observed in the range of small degrees. In order to take advantages of both sampling methods, we devise the hybrid method that successfully recovers the whole range of degree distributions. Our tail-scope method shows how structural heterogeneities of large-scale complex networks can be used to effectively reveal the network structure only with limited local information.

I. INTRODUCTION

Complex networks have served as a powerful mathematical framework to describe complex systems of nature, society, and technology [1–5]. Most complex networks obtained from complex systems are known to be heterogeneous in various aspects [6–9]. One of distinctive heterogeneous features in complex networks is the heavy-tailed degree distribution: A small number of highly connected nodes coexist with the large number of lowly connected nodes. Highly connected nodes or hubs found in heavy tails have significant roles on the evolution of complex networks and dynamics on such networks. For examples, the existence of hubs leads networks to endemic states in epidemic spreading [10, 11], makes networks vulnerable to intended attacks [12], and contributes to the key functions of biological systems [13–15]. Therefore, identifying the degree distribution and particularly hubs in the heavy tail of degree distribution is the essential step for the network analysis [16].

Owing to the rapid development of digital technologies, a huge amount of network data is being generated and recorded. In particular, the network data from social media like Twitter and Wikipedia contain tens of millions to billion nodes (users or articles). The role of social media on social dynamics such as public opinion formation, information diffusion, and popularity [17–19] is getting more crucial, requiring us to timely monitor the large-scale dynamics and to identify the network structure underlying these dynamics [4, 20]. However, since the social media are constantly growing and changing, the acquisition and analysis of complete network data is an extremely tricky task. Further, increasing public concerns on privacy issues about using these data can inhibit

us from analyzing the complete network data [21].

Because of the above difficulties, degree distributions of complex networks need to be estimated based on partial information or by sampling nodes from networks. The simplest method could be to sample nodes randomly, which is called uniform node sampling (UNS). Since the number of nodes corresponding to the tail part of distribution is typically very small, those nodes are rarely sampled, limiting the *sampling resolution*. Accordingly, much larger statistical fluctuations are expected for the tail part of degree distribution estimated by UNS, when compared to its body part.

The friendship paradox (FP) [22–24] can shed light on how to effectively estimate the heavy tails of degree distributions. The FP states that the degree of an individual is on average smaller than the average degree of its friends or neighbors. The underlying mechanism behind the FP is the observational bias such that highly connected nodes are more likely to be observed by their neighbors. One can take advantage of this observational bias for the effective sampling of highly connected nodes. Indeed, the group made of friends of randomly chosen nodes turns out to contain highly connected nodes more than the group made of uniformly sampled nodes [24, 25]. Further, the FP has also been used for early detection of contagious outbreaks [21, 26] and natural disaster [27], and for designing efficient immunization strategy [28]. These are mainly based on the observation of activities of highly connected nodes via the FP rather than uniformly sampled nodes.

In this paper, we devise a novel sampling method, called tail-scope, to effectively estimate the heavy tails of degree distributions in large-scale complex networks. We exploit the observational bias of FP as a magnifying

glass to observe heavy tails with better resolution and to overcome the resolution limit in the UNS. It is shown that the tail-scope method estimates heavy tails of empirical degree distributions in large-scale networks more accurately than the UNS. Finally, we suggest a hybrid sampling method taking advantages of both UNS and tail-scope methods to recover the whole range of degree distribution.

II. RESULTS

A. Tail-scope: Estimating the tail of degree distribution using the friendship paradox

We consider a directed network $G = G(N, L)$ with N nodes and L directed links. In case of undirected networks, each undirected link is considered as two directed links in both directions. For a node i , the in-degree k_i represents the number of incoming links to i from i 's in-neighbors, and the in-degree distribution is denoted by $P(k)$. Similarly, one can define the out-degree as the number of out-neighbors.

Our goal is to effectively estimate the heavy tail of in-degree distribution, i.e., the region of $k \gg 1$, by using partial information such as by sampling n nodes with $n \ll N$. The observational bias of friendship paradox (FP) indicates that observation via friends can lead to the larger number of high degree nodes than that by the uniform node sampling (UNS), because the chance of a node being observed by its neighbors is proportional to the degree of the node. For this, we randomly choose n directed links and construct a set of nodes reached by following those links. The probability of finding a node of in-degree k in the set is proportional to $kP(k)$ not to $P(k)$, which we denote by $\tilde{Q}(k)$:

$$\tilde{Q}(k) \propto kP(k). \quad (1)$$

Then we obtain the estimated in-degree distribution as

$$\tilde{P}(k) \propto \frac{\tilde{Q}(k)}{k}. \quad (2)$$

Thanks to the observational bias of FP, the estimated $\tilde{P}(k)$ has the larger number of highly connected nodes and hence less statistical fluctuation for the tail part than when the UNS is used. Our method can be called *tail-scope*. Precisely, the sampling resolution characterized by the cutoff $k_c(n)$ of the distribution is higher for the tail-scope method than for the UNS.

In order to demonstrate the effectiveness of tail-scope method for estimating the heavy tail of the distribution, we consider a network showing the power-law in-degree distribution with power-law exponent $\alpha > 2$ and minimum in-degree k_{\min} :

$$P(k) = (\alpha - 1)k_{\min}^{\alpha-1}k^{-\alpha}, \quad (3)$$

where we have assumed for convenience that the in-degree k is a continuous variable. At first, by randomly choosing n nodes (i.e., by UNS) we obtain the estimated in-degree distribution $P_{\text{UN}}(k)$ that is expected to be $\propto k^{-\alpha}$. Due to the finiteness of n , we find the natural cutoff to the power-law tail as

$$P_{\text{UN}}(k) \propto k^{-\alpha}e^{-k/k_c}, \quad (4)$$

where k_c can be characterized by the condition

$$\frac{1}{n} = \int_{k_c}^{\infty} P(k)dk, \quad (5)$$

leading to

$$k_c = k_{\min}n^{1/(\alpha-1)}. \quad (6)$$

Next, for the tail-scope method, we expect from $\tilde{Q}(k) \propto kP(k)$ that

$$\begin{aligned} \tilde{Q}(k) &\propto k^{-(\alpha-1)}e^{-k/k'_c}, \\ k'_c &= k_{\min}n^{1/(\alpha-2)}. \end{aligned} \quad (7)$$

Then one gets the estimated in-degree distribution in Eq. (2):

$$\tilde{P}(k) \propto k^{-\alpha}e^{-k/k'_c}. \quad (9)$$

It is evident that the sampling resolution k'_c for the tail-scope case is higher than k_c for the UNS, precisely,

$$\frac{k'_c}{k_c} = n^{1/[(\alpha-2)(\alpha-1)]} > 1. \quad (10)$$

Therefore, our tail-scope method indeed outperforms the UNS for estimating the tail of the distribution. Since the tail-scope method is based on the uniform link sampling, it can also be called *link tail-scope*, mainly in order to distinguish from *node tail-scope* to be discussed in the next Subsection.

We numerically test our calculations by constructing the Barabási-Albert (BA) scale-free network [6] with $N = 10^6$, $k_{\min} = 2$, and $\alpha = 3$, and then by sampling $n = 500$ nodes. From the calculations, we expect that $k_c \approx 45$ and $k'_c \approx 1000$, which are numerically confirmed as shown in Fig 1(A). In the figures, we have used the complementary cumulative distribution function (CCDF), defined as $F(k) = \sum_{k'=k}^{\infty} P(k')$, for clearer visualization.

B. Node-based tail-scope method

Our tail-scope method is based on the uniform link sampling. However, in many realistic situations, we can use only the node-based sampling not the link-based sampling. For instance, most application programming interfaces (APIs) of social media like Twitter allow us to retrieve only the user-specific information rather than the

relationship-based ones. Thus it is necessary to develop a sampling method using node-based data but aimed to simulate the link tail-scope method.

As social media APIs allow to get only user-specific local information in most cases, we assume that whenever a node is sampled or retrieved, we get the set of in- and out-neighbors for the sampled node. These constraints inevitably introduce correlations between sampled links, implying that any node-based tail-scope methods cannot be exactly mapped to the link tail-scope method. In addition, we assume that the number of retrievals, i.e., sampling size, is strictly limited to n for the fair comparison to other sampling methods, e.g., the UNS. We propose the node tail-scope method as follows.

Node tail-scope method:

- Step 1. Randomly choose $n/2$ nodes (called primary nodes) from the network and retrieve their out-neighbors to construct a set A of those out-neighbors.
- Step 2. Randomly choose $n/2$ nodes from the set A and retrieve their in-degrees to construct the distribution $Q_{\text{NT}}(k)$.
- Step 3. Obtain the estimated in-degree distribution $P_{\text{NT}}(k)$ from $Q_{\text{NT}}(k)/k$.

Here the subscript NT of distributions is the abbreviation of node tail-scope. Note that as the total number of retrievals is limited to n , we use $n/2$ retrievals for getting out-neighbors, and the rest $n/2$ retrievals for getting in-degrees. However, there are more high degree nodes sampled than when the UNS is used, leading to the higher resolution for the tail-scope method. For a node sampled several times in Step 2, we consider each sampling as a different case.

By using the same BA network in the previous Subsection, we compare the performance of node tail-scope, shown in Fig. 1(B) to that of link tail-scope in Fig. 1(A). It is observed that there is no significant difference between two results.

C. Performance of the node tail-scope method

In order to empirically compare the performance of node tail-scope method to the UNS, we consider several large-scale complex networks: three undirected networks and four directed networks. For details of these networks, see the Method Section and Table I. From now on, we use the sample size $n = 1000$ in all cases.

Figure 2 shows estimated in-degree distributions $P_{\text{NT}}(k)$ (node tail-scope) and $P_{\text{UN}}(k)$ (UNS), in comparison to the original in-degree distribution $P(k)$ obtained from the complete set of nodes in the network. The agreements between original distributions and the distributions by node tail-scope method in the tail parts are

remarkable, while some fluctuations are observed in the body parts. On the other hand, the distributions by the UNS show good agreements with the original distributions in the body parts, not in the tail parts. Note that the sample size $n = 1000$ is much smaller than the network size N ranging from hundreds of thousands to tens of millions nodes (see Table I). We find that the results using $n = 2000$ and $n = 4000$ are qualitatively the same as the case of $n = 1000$.

For the quantitative comparison of performance by different sampling methods, we use Kolmogorov-Smirnov (KS) static D , defined as the maximum difference between two CCDFs. The KS D -static is mainly used as a part of KS test to reject null hypothesis. For example, it has been used to test if a given distribution has a power-law tail [16]. In this paper, we simply use D -static to measure the agreement between the original in-degree distribution and the estimated in-degree distribution by each sampling method. The D -static for the node tail-scope method is obtained as

$$D_{\text{NT}} = \max_k |F_{\text{NT}}(k) - F(k)|, \quad (11)$$

where $F(k)$ denotes the CCDF of the original in-degree distribution, and $F_{\text{NT}}(k)$ denotes the CCDF of $P_{\text{NT}}(k)$. Similarly, D_{UN} is defined for the UNS. The smaller D -static implies the better agreement to the original distribution.

Then, we define a p -value to compare the two considered sampling methods. The p -value represents the probability that the distribution by node tail-scope method has the smaller D -static with the original distribution than the distribution by the UNS, i.e.,

$$p = \Pr(D_{\text{NT}} < D_{\text{UN}}). \quad (12)$$

To focus on the tail part of the distribution, we compare the CCDFs only for the region of $k \geq k_0$, or equivalently for the fraction γ of high degree nodes, where $\gamma = F(k_0)$. The case of $\gamma = 1$ corresponds to the comparison for the entire range of in-degree. Figure 3 shows the values of $p(\gamma)$ for different ranges of in-degree and for each considered network. It is found for all networks that the node tail-scope method clearly outperforms the UNS for the tail parts. The opposite tendency is observed when the entire range of the distribution is compared, because the UNS outperforms the node tail-scope for estimating the body part of the distribution. Since the sample size n is limited, the larger number of high degree nodes for the node tail-scope method results in the smaller number of low degree nodes and hence the larger fluctuations than the case of UNS.

D. Hybrid method for recovering the whole distribution

It is evident that the UNS and the node tail-scope method are good at sampling low and high degree nodes,

respectively. In order to take advantages of both methods, we suggest the *hybrid method* for recovering the whole range of the distribution. It is notable that at Step 1 in our node tail-scope method, $n/2$ primary nodes are randomly chosen and hence their in-degrees can be utilized for the low degree region. From the primary nodes, we get the in-degree distribution $P_{\text{NT0}}(k)$. Then the hybrid distribution is obtained by

$$P_H(k) = aP_{\text{NT0}}(k) + (1-a)P_{\text{NT}}(k). \quad (13)$$

The weight parameter $a \in [0, 1]$ can be chosen according to which part of the distribution is focused. Here we set as $a = 0.5$.

The hybrid method performs well for the BA network in Fig. 1(B) as well as for empirical networks, two of which are shown in Fig. 4. As expected, the distributions estimated by the hybrid method fit the original distributions better than the UNS for the tail parts, and better than the node tail-scope method for the body parts (see insets in Fig. 4). These findings are also consistent with the values of $p(\gamma)$ shown in Fig. 5: The larger values of $p(\gamma)$ for small values of γ in Fig. 5(A) imply the better performance of the hybrid method than the UNS for the tail parts. The larger values of $p(\gamma)$ for large values of γ in Fig. 5(B) imply the better performance of the hybrid method than the node tail-scope for the body parts. Therefore, we conclude that the hybrid method successfully recovers the whole range of in-degree distributions, by taking advantages of both the UNS and the node tail-scope methods. Other values of $a = 0.25$ and $a = 0.75$ have been also tested and all results are as expected.

III. DISCUSSION

Modern societies have been shaped by large-scale networked systems like World Wide Web, social media, and transportation systems. Monitoring global activities and identifying the network structure of these systems are of utmost importance in better understanding collective social dynamics. However, increasing size of data from these systems and growing concerns on privacy issues about using these data make the exhausted analysis of complete data sets infeasible. Thus, effective and efficient estimation of large-scale networks based on the small sample size or partial information is necessary. One of the simplest method could be uniform node sampling (UNS). The UNS has drawbacks in particular for estimating the heavy tails of degree distributions, due to the limited sampling resolution and large statistical fluctuations. Since high degree nodes found in the heavy tails are in many cases very important to characterize the structure and dynamics of complex networks, we propose the tail-scope method, which is the effective and efficient sampling method for estimation of heavy tails of degree distributions.

Provided that the sample size is limited, it is inevitable that the larger number of high degree nodes by the tail-

scope method leads to the smaller number of low degree nodes than when the UNS is used. In order to take advantages of both the tail-scope and the UNS, we propose the hybrid method to recover the whole range of degree distributions. In this paper, we have considered a very simple form of hybrid method by superposing the estimated degree distributions of the UNS and the tail-scope. It turns out that the hybrid method performs better than the UNS for the tail parts, and better than the tail-scope for the body parts. Devising more general and better hybrid methods will be interesting as a future work, e.g., one can use the degree-dependent weight parameter a in Eq. (13).

Our tail-scope method can be also used for estimating high attribute nodes found in the heavy tail of attribute distribution. The attribute of a node can be its activity, income, happiness, and so on. Recently, the generalized friendship paradox (GFP) has been observed and analyzed in complex networks [24, 29]. The GFP states that the attribute of a node is on average lower than the average attribute of its neighbors. In the network showing the positive correlation between degrees and attributes, high degree nodes tend to have higher attributes. It implies that the high attribute nodes are more likely to be observed by their neighbors. Such generalized observational bias can be exploited to effectively estimate high attribute nodes who play important roles, e.g., in early detection of new trends or in designing efficient immunization strategies. Thus, it would be very interesting to generalize our tail-scope method to other attributes of nodes, especially for the large-scale complex networks.

Our tail-scope method shows how structural heterogeneities can help us reveal the network structure only with limited information. By exploiting such heterogeneities of complex networks we can properly evaluate priority and importance of each node in the networks. It is getting more important to better understand the heterogeneities since they are key features characterizing the complexity of large-scale networks.

IV. METHODS

A. Data description

In this paper, we consider seven empirical networks: three of them are undirected and the others are directed. The summary of the networks is presented in Table I. The detailed feature of each network is as following.

Coauthorship. We used a coauthorship network constructed in [24]. The nodes are scientists and the links are formed whenever two scientists coauthored the paper. The network size is $N = 242592$.

Gowalla. We used a Gowalla friendship network constructed in [30]. Gowalla is a location-based social networking service. Each user defines a node. The network size is $N = 196562$.

LiveJournal. We used a LiveJournal friendship network constructed in [31]. Livejournal.com is a social networking service for blog, journal, and diary. The nodes are users of LiveJournal and the users can declare friendship to another user, defining a link. The network size is $N = 3997962$.

Citation. We used a citation network constructed in [32]. The network is based on the bibliographic database from 1893 to 2009 provided by American Physical Society (APS). The nodes are articles published in APS journal such as Physical Review Letters or Physical Review E and the directed links represent the citation relation between articles. The network size is $N = 463349$.

Web graph. We used a web graph constructed in [33]. The nodes represent webpages in the domains of berkely.edu and stanford.edu domains, and the links are hyperlink between webpages. The network size is $N = 685230$.

Wikipedia. We used an English Wikipedia network constructed in [34]. The Wikipedia data set was collected

in February 2013. The nodes are English Wikipedia articles and the links are hyperlinks between those articles. The network size is $N = 4212493$.

Twitter. We used a Twitter users network constructed in [35]. The nodes are Twitter users and the links between users represent the following relations in Twitter. The network size is $N = 41652230$.

Acknowledgements

The authors thank American Physical Society for providing Physical Review bibliographic data. Y.-H.E. acknowledges support from the EC FET Open project “New tools and algorithms for directed network analysis” (NADINE number 288956). H.-H.J. acknowledges financial support by the Aalto University postdoctoral programme.

-
- [1] Boccaletti, S., Latora, V., Moreno, Y., Chavez, M. and Hwang, D.-U. Complex networks: Structure and dynamics. *Phys. Rep.* **424**, 175-308 (2006).
- [2] Newman, M. E. J. *Networks: An Introduction*. (Oxford University Press, Oxford, 2010)
- [3] Barabási, A.-L. and Oltvai, Z. N. Network biology: understanding the cells functional organization. *Nat. Rev. Gen.* **5**, 101-113 (2004).
- [4] Lazer, D. *et al.* Computational social science. *Science* **323**, 721-723 (2009).
- [5] Vespignani, A. Modelling dynamical processes in complex socio-technical systems. *Nat. Phys.* **8**, 32-39 (2011).
- [6] Barabási, A.-L. and Albert, R. Emergence of scaling in random networks. *Science* **286**, 509-512 (1998).
- [7] Watts, D. J. and Strogatz, S. H. Collective dynamics of ‘small-world’ networks. *Nature* **393**, 440-442 (1998).
- [8] Newman, M. E. J. Assortative mixing in networks, *Phys. Rev. Lett.* **89**, 208701 (2002).
- [9] Fortunato, S. Community detection in graphs. *Phys. Rep.* **486**, 75-174 (2010).
- [10] Pastor-Satorras, R. and Vespignani, A. Epidemic spreading in scale-free networks. *Phys. Rev. Lett.* **86**, 3200-3203 (2001).
- [11] Castellano, C. and Pastor-Satorras, R. Competing activation mechanisms in epidemics on networks. *Sci. Rep.* **2**, 371 (2012).
- [12] Albert, R., Jeong, H., and Barabási, A.-L. Error and attack tolerance of complex networks. *Nature* **406**, 378-382 (2000)
- [13] Jeong, H., Mason, S. P., Barabási, A.-L. and Oltvai, Z. N. Lethality and centrality in protein networks. *Nature* **411**, 41-42 (2001).
- [14] Han, J. D. *et al.* Evidence for dynamically organized modularity in the yeast protein-protein interaction network. *Nature* **430**, 88-93 (2004).
- [15] Zotenko, E., Mestre, J., O’Leary, D. P., and Przytycka, T. M. Why do hubs in the Yeast protein interaction network tend to be essential: Reexamining the connection between the network topology and essentiality, *PLoS Comput. Biol.* **4**, e1000140 (2008).
- [16] Clauset, A., Shalizi, C. R., and Newman, M. E. J. Power-law distributions in empirical data. *SIAM Review* **51**, 661-703 (2009).
- [17] Centola, D. The spread of behavior in an online social network experiment. *Science* **329**, 1194-1197 (2010).
- [18] Bakshy, E., Rosenn, I., Marlow, C., and Adamic, L. The role of social networks in information diffusion. In *WWW’12: Proc. 21st Intl. Conf. on World Wide Web*, Lyon, France. New York, NY, USA: ACM. (2012, April 16-20).
- [19] Christakis, N. A. and Fowler, J. H. The spread of obesity in a large social network over 32 years. *N. Engl. J. Med.* **357**, 370 (2007).
- [20] Castello, C., Fortunato, S., and Loreto, V. Statistical physics of social dynamics. *Rev. Mod. Phys.* **81**, 591-646 (2009).
- [21] Garcia-Herranz M., Moro E., Cebrian M., Christakis N. A., and Fowler J. H. Using friends as sensors to detect global-scale contagious outbreaks. *PLoS ONE* **9**(4): e92413 (2014).
- [22] Feld, S. L. Why Your Friends Have More Friends Than Yo Do. *Am. J. of Sociol.* **96**, 1464-1477 (1991).
- [23] Hodas, N. O., Kooti, F. and Lerman, K. Friendship paradox redux: Your friends are more interesting than you. In *ICWSM’13: Proc 7th Int. AAAI Conf. on Weblogs and Social Media*, Cambridge, MA, USA. Palo Alto, CA, USA: The AAAI press (2013, July 8-10).
- [24] Eom, Y.-H. and Jo, H.-H. Generalized friendship paradox in complex networks: The case of scientific collaboration. *Sci. Rep.* **4**, 4603 (2014).
- [25] Avrachenkov, K., Litvak, N., Prokhorenkova, O. L., and Suyargulova, E. Quick Detection of High-degree Entities in Large Directed Networks. *arXiv:1410.0571* (2014).
- [26] Christakis, N. A. and Fowler, J. H. Social network sensors for early detection of contagious outbreaks. *PLoS ONE* **5**, e12948 (2010).
- [27] Kryvasheyev, Y., Chen, H. Moro, E., Hentenryck, P. V.,

- and Cebrian, M. Performance of Social Network Sensors During Hurricane Sandy. *arXiv:1402.2482* (2014).
- [28] Cohen, R. Havlin, S. ben-Avraham, D. Efficient immunization strategies for computer networks and populations. *Phys. Rev. Lett.* **91**, 247901 (2003).
- [29] Jo, H.-H. and Eom, Y.-H. Generalized friendship paradox in networks with tunable degree-attribute correlation. *Phys. Rev. E* **90**, 022809 (2014).
- [30] Cho E., Myers S. A., and Leskovec J. Friendship and Mobility: User Movement in Location-Based Social Networks. In *KDD' 11: Proc. 17th ACM SIGKDD Intl. Conf. on Knowledge Discovery and Data Mining*, San Diego, CA, USA. New York, NY, USA: ACM (2011, August 21-24).
- [31] Yang J. and Leskovec J. Defining and Evaluating Network Communities based on Ground-truth. In *ICDM' 12: Proc. IEEE Intl. Conf. on Data Mining*, Brussels, Belgium, (2012, December 10-13).
- [32] Eom, Y.-H., Fortunato, S. Characterizing and modeling citation dynamics. *PLoS ONE* **6**, e24926 (2011).
- [33] Leskovec, J., Lang, K., Dasgupta, A., and Mahoney, M. Community structure in large networks: Natural cluster sizes and the absence of large well-defined clusters. *Internet Mathematics* **6**(1), 29-123 (2009)
- [34] Eom, Y.-H., Aragón, P., Laniado, D., Kaltenbrunner, A., Vigna, S., Shepelyansky, D. L. Interactions of cultures and top people of Wikipedia from ranking of 24 language editions. *arXiv:1405.7183* (2014).
- [35] Kwak, H., Lee, C., Park, H. and Moon, S. What is Twitter, a social network or a news media? In *WWW' 10: Proc. 19th Intl. on World Wide Web Conf.* 591-600 (2010).

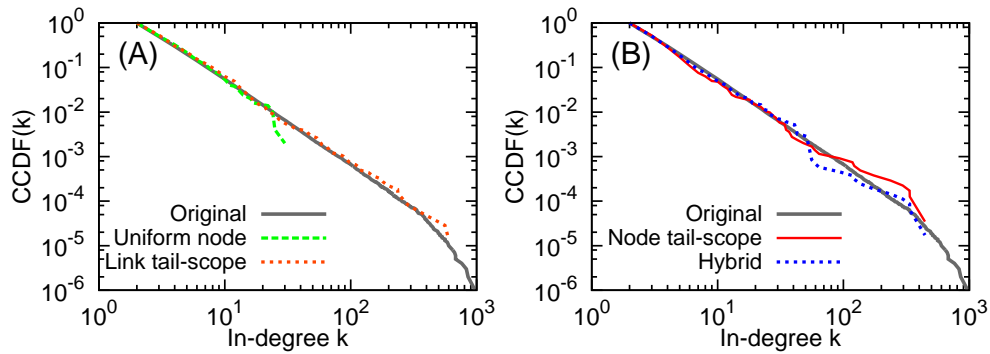


FIG. 1: Comparison of in-degree distributions estimated by uniform node sampling, link tail-scope, node tail-scope, and hybrid methods to the original distribution for the Barabási-Albert scale-free network with $N = 10^6$ and minimum in-degree $k_{\min} = 2$. The sample size is $n = 500$. In all cases, complementary cumulative distribution functions (CCDFs) are presented.

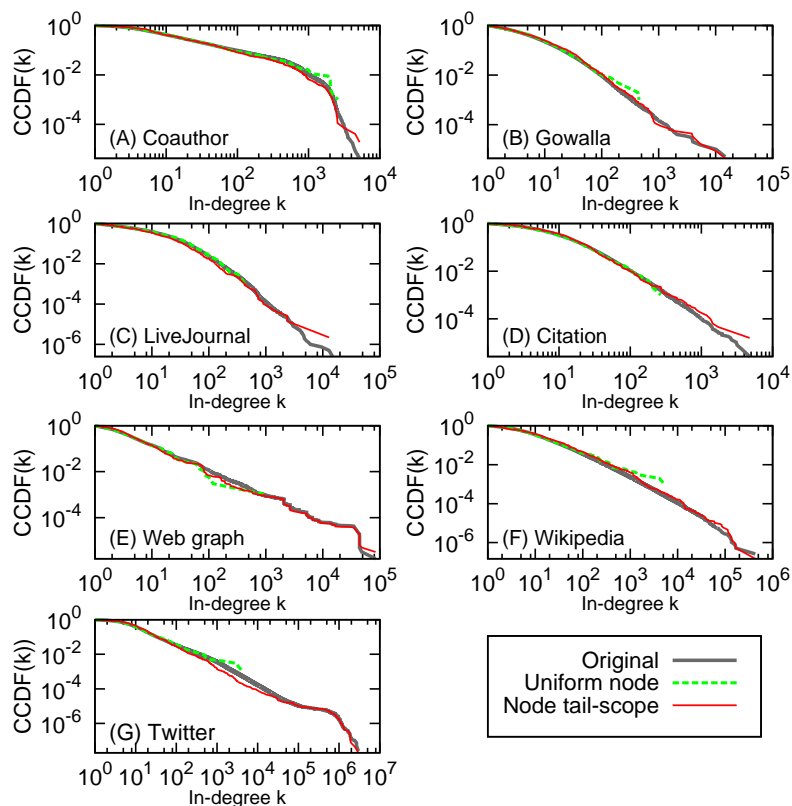


FIG. 2: Comparison of in-degree distributions estimated by uniform node sampling and node tail-scope methods to the original distributions for several empirical directed and undirected networks. The sample size is $n = 1000$. In all cases, complementary cumulative distribution functions (CCDFs) are presented. For the details of the networks, see the Method Section and Table I.

TABLE I: Basic statistics of empirical undirected and directed networks. N denotes the total number of nodes and $\langle k \rangle$ denotes the average in-degree. The isolated nodes have been excluded for the analysis.

Undirected network	N	$\langle k \rangle$	Directed network	N	$\langle k \rangle$
Coauthorship	242592	59.6	Citation	463349	12.2
Gowalla	196562	9.7	Web graph	685230	12.3
LiveJournal	3997962	17.3	Wikipedia	4212493	26.4
			Twitter	41652230	36.6

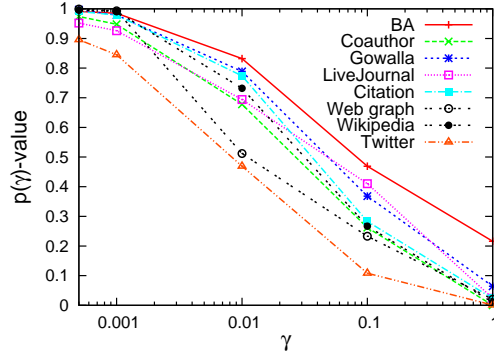


FIG. 3: Performance of the node tail-scope method compared to the uniform node sampling for all the considered networks. $p(\gamma)$ is calculated by Eq. (12) but with Kolmogorov-Smirnov D -statics defined only for the range of $k \geq k_0$, where $\gamma = F(k_0)$. The smaller γ corresponds to the larger k_0 . The larger $p(\gamma)$ -values imply the better performance of the node tail-scope method than the uniform node sampling. To get p -values, we used 1000 realizations of sampling, for each of which the sample size is $n = 1000$.

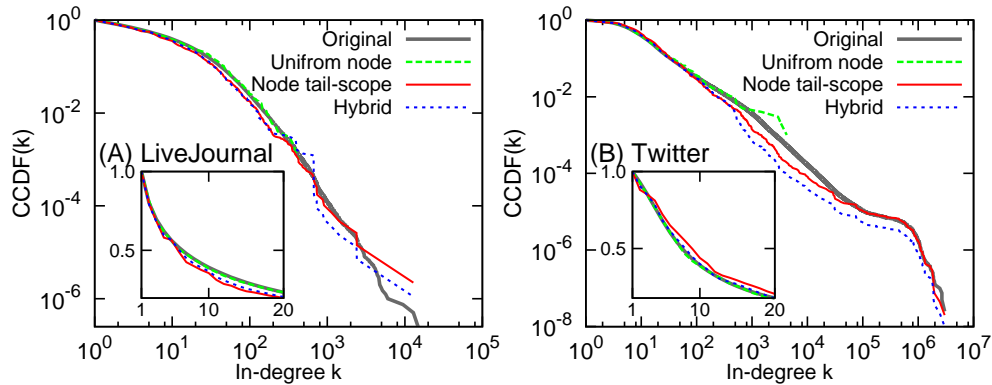


FIG. 4: Comparison of in-degree distributions estimated by uniform node sampling, node tail-scope, and hybrid methods to the original distributions for networks of LiveJournal (A) and Twitter (B). The insets show results for the range of $k \leq 20$. In all cases, complementary cumulative distribution functions (CCDFs) are presented.

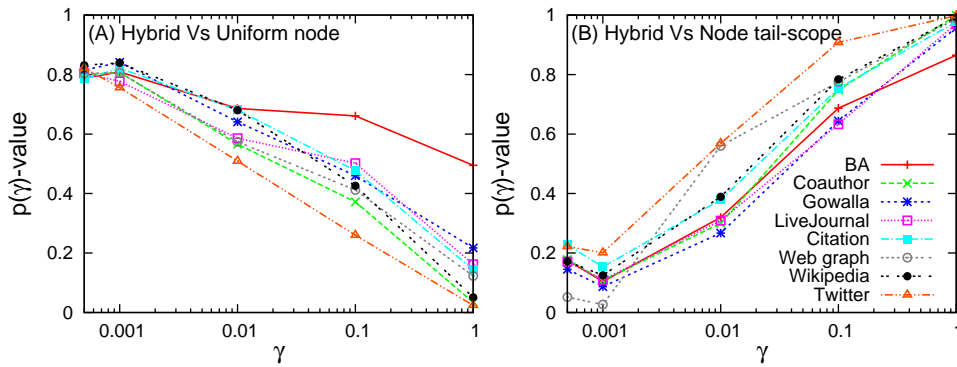


FIG. 5: Performance of the hybrid method compared to the uniform node sampling (A) and to the node tail-scope method (B) for all the considered networks. $p(\gamma)$ is calculated by Eq. (12) but with Kolmogorov-Smirnov D -statics defined only for the range of $k \geq k_0$, where $\gamma = F(k_0)$. The smaller γ corresponds to the larger k_0 . The larger $p(\gamma)$ -values imply the better performance of the hybrid method than the uniform node sampling (A) or the node tail-scope method (B). To get p -values, we used 1000 realizations of sampling, for each of which the sample size is $n = 1000$.