



HAL
open science

Generation of Process Using Multi-Objective Genetic Algorithm

Yoann Laurent, Reda Bendraou, Marie-Pierre Gervais

► **To cite this version:**

Yoann Laurent, Reda Bendraou, Marie-Pierre Gervais. Generation of Process Using Multi-Objective Genetic Algorithm. International Conference on Software and System Process, ICSSP 2013, May 2013, San Francisco, CA, United States. pp.161-165, 10.1145/2486046.2486076 . hal-01088189

HAL Id: hal-01088189

<https://hal.science/hal-01088189>

Submitted on 27 Nov 2014

HAL is a multi-disciplinary open access archive for the deposit and dissemination of scientific research documents, whether they are published or not. The documents may come from teaching and research institutions in France or abroad, or from public or private research centers.

L'archive ouverte pluridisciplinaire **HAL**, est destinée au dépôt et à la diffusion de documents scientifiques de niveau recherche, publiés ou non, émanant des établissements d'enseignement et de recherche français ou étrangers, des laboratoires publics ou privés.

Generation of Process using Multi-Objective Genetic Algorithm

Yoann Laurent
LIP6
UPMC Paris Universit s
France
yoann.laurent@lip6.fr

Reda Bendraou
LIP6
UPMC Paris Universit s
France
reda.bendraou@lip6.fr

Marie-Pierre Gervais
LIP6
University of Paris Ouest
Nanterre
France
marie-
pierre.gervais@lip6.fr

ABSTRACT

The growing complexity of processes whatever their kind (i.e. business, software, medical, military) stimulates the adoption of process execution, analysis and verification techniques. However, such techniques cannot be accurately validated as it is not possible to obtain numerous and realistic process models in order to stress test them. The small set of samples and “toy” models publically available in the literature is usually insufficient to conduct serious empirical studies and thus, to validate thoroughly work around process analysis and verification. In this paper, we face this problem by proposing a process model generator using a multi-objective genetic algorithm. The originality of our approach comes from the fact that process models are built through a sequence of high-level operations inspired by the way a process modeler could have actually performed to model a process. A working generator prototype has been implemented and shows that it is possible to quickly generate huge, syntactically sound and user-tailored process models.

Categories and Subject Descriptors

D.2.5 [Software Engineering]: Testing and Debugging—
Data generators

General Terms

Algorithms, Design

Keywords

Process, Generator, UML Activity, Genetic Algorithm

1. INTRODUCTION

One frustrating situation that most scientists have to face frequently is the inability to validate their approaches because of a lack of realistic data and models. By realistic,

we mean not only having models of a given size but models exposing specific properties and complex constructs that can be comparable to what a modeler could produce in real projects. The community of process modeling and analysis particularly suffers from such lack. Indeed, with the growing complexity of processes whatever their kind (i.e. business, software, medical, military), many approaches and tools were proposed to verify and to analyze them. However, some approaches cannot be accurately validated as it is not possible to obtain numerous and realistic process models in order to stress test them. The small set of samples and “toy” models publically available in the literature is usually insufficient to conduct serious empirical studies and thus, to validate thoroughly work around process analysis and verification. They are also often in textual or an inappropriate formalism and need to be converted to the input format expected by the verification tool.

One solution could be to promote initiatives in order to put in place open repositories of real world models. However, such initiatives face privacy issues and thus only few organizations accept to share their models (ex. Only 150 models where submitted to the Moogle repository). Additionally, there is no guaranty about the correctness of these models or if they hold interesting properties required for testing the validity of the verification approach.

In the literature many approaches were proposed to automatically generate models for testing purposes [9, 2, 6, 11]. All these approaches concerned the generation of models that related to structural concerns i.e., mainly class diagrams, instances of EMF-based meta-models [9] and to our knowledge none of them addressed behavioral models. Their main goal was to test the scalability of tools and approaches. These generators were used to produce huge models for testing for instance the scalability of consistency checking languages, model comparison approaches or the generation of test models.

Process verification approaches are more concerned about checking behavioral properties present in process models than of their size (ex. does the process ends one day? Would activity X be executed before the end of the process, etc.). That’s why having an approach that randomly generates a given number of activities, edges, and object flows is not enough. These approaches need realistic process models, holding some workflow patterns [13], with complex constructs such as loops, forks, conditional branches with valuated guard, the whole combined in a consistent way as it was modeled

Permission to make digital or hard copies of all or part of this work for personal or classroom use is granted without fee provided that copies are not made or distributed for profit or commercial advantage and that copies bear this notice and the full citation on the first page. To copy otherwise, to republish, to post on servers or to redistribute to lists, requires prior specific permission and/or a fee.

ICSSP ’13, May 18-19, 2013, San Francisco, USA

Copyright 13 ACM 978-1-4503-2062-7/13/05 ...\$15.00.

by a process modeler. This is what the approach we propose in this paper aims to.

Our contribution comes in a form of a process model generator that uses a multi-objective genetic algorithm [3]. The originality of our approach comes from the fact that process models are built through a sequence of high-level operations inspired from the catalogue of process change patterns proposed in [15]. A working and scalable generator prototype has been implemented which shows that it is possible to quickly generate huge, syntactically sound and user-tailored process models.

2. GENERATING PROCESS MODEL

Before presenting our solution, we first introduce the genetic algorithm and finally, apply it in order to generate process models through a sequence of high-level operations.

2.1 Genetic Algorithm

Genetic Algorithm (GA) [3] are probabilistic search algorithms that use the principle of *natural selection* (based on Darwin's theory of evolution) to evolve iteratively a set of solutions (called *population*) toward an optimum solution. A potential solution is called a *chromosome*. A *chromosome* is composed of multiple *genes*. A *gene* is a distinct component of a potential solution.

During each evolution, *natural selection* is applied to determine which solutions survive and which are discarded.

In order to proceed to the selection process, a so-called *fitness function* is required to be able to evaluate how "good" is a solution relative to other potential solutions. The *fitness function* is responsible for performing this evaluation and returning a positive integer number, or "fitness value", that reflects how optimal the solution is (e.g., the higher the number, the better the solution). The fitness values are then used in a process of *natural selection* to choose which potential solutions will continue on to the next generation, and which will die out. However, the *natural selection process* does not obviously choose the top x number of solutions. The solutions are instead chosen statistically such there is more chance that a solution with a higher fitness value will be chosen, but it is not guaranteed. Indeed, a solution can be temporally weaker than the others, but may evolve in few generations into something even better than the previous "better" solutions.

To evolve the population into a new one, *genetic operations* are applied on the population such as: (i) *reproduction*, i.e. making a copy of a potential solution, (ii) *crossover*, i.e. swapping gene values between two potential solutions, simulating the "mating" of the two solutions and (iii) *mutation*, i.e. randomly altering the value of a gene in a potential solution.

The evolution continues until a fixed *termination* goal is reached such as time limit or sufficient fitness achieved.

Thus, the outline of a genetic algorithm corresponds to:

1. **Genesis:** Creation of an initial set (*population*) of n candidate solutions (randomly or provided).
2. **Evaluation:** Evaluate each member of the population using some *fitness function*.
3. **Survival of the Fittest:** Select a number of members of the evaluated population, favouring those with higher fitness scores.
4. **Evolution:** Generate a new population using *genetic operations*.

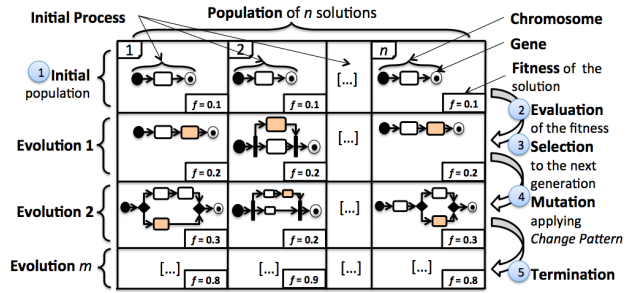


Figure 1: Outline of the GA for process generation

5. **Iteration:** Repeat steps 2-4 until the *termination* condition is met.

2.2 Using GA for Process Generation

The purpose of using a GA to generate processes is to simulate the natural way a process modeler could have actually followed to model a process. However, there are generally different objectives behind each generation of a process. For instance, if the purpose of the generation needs to test the execution scalability of an approach, one needs to influence the generation towards massively parallel processes. We identify three main generation *objectives*: (i) the size of the generated process (e.g., the process will contain approximately 100 nodes), (ii) the number of each elements (e.g., the process will contain more than 3 `ForkNode` and less than 30 `Action`), and (iii) constraints to specify the static structure of the process (e.g., all the `ForkNode` will have more than 4 output edges). An example of an application using such objectives could be to generate a sample of processes containing some *Workflow Patterns* [16] (supported by UML Activity diagrams in our case) to test a specific verification approach.

The *objectives* are then the *soft goals* which need to be achieved as good as possible. Adding *objectives* on the generation goals implies more restriction to the set of possible solutions. Of course, these objectives are not mutually exclusive

Figure 1 shows how the GA is used to generate processes and is explained in the following. A *chromosome* corresponds to a process while process elements (i.e., nodes and edges) represent its *genes*.

Genesis: To configure the initial population, some information are required. (i) The length of the population, which corresponds to the maximum number of possible process solutions. A higher value ensures to find more satisfying solutions at the cost of increasing the total computation time. A big population also ensures a better diversity in the generated processes. (ii) The initial process which will evolve through the evolution. By default, the process corresponds to a simple process with an `InitialNode` and an `ActivityFinalNode` (since all processes have a start and an end). However, it is possible to use a user-defined process for the initial population (the generation will be a *derivation* of the process). Then, the input process is copied into all the initial populations.

Evaluation: The *fitness function* evaluate the given *chromosome* regarding the defined *objectives*. Assuming that p is a process candidate, C_s is the desired size of the generated process, C_m the margin accepted on the size C_s , C_e the set

which contains the desired number of each element, C_c the set of syntactical constraints and W_s, W_e, W_r the weight accorded to each *objective*. Let W be the sum of all the weight. Let $hold(candidate, objective)$ be a function which returns 1 if the *objective* holds on the *candidate* and 0 otherwise. Let $size(candidate)$ be a function which returns the size of the process. Let $margin(x)$ be a threshold function used for the margin size of the models. The $fitness(candidate)$ function returns a real number between $[0, 1]$ that reflects how optimal the solution is (higher value means that the solution is better):

$$margin(x) = \begin{cases} 0 & \text{iff } x \leq C_m \\ 1 & \text{iff } x > C_m \end{cases} \quad (1)$$

$$fitness(p) = \left(\frac{1}{1 + margin(|size(p) - C_s|)} \right) * \frac{W_s}{W} + \left(\sum_{e \in C_e} \frac{hold(p, e)}{card(C_e)} \right) * \frac{W_e}{W} + \left(\sum_{c \in C_c} \frac{hold(p, c)}{card(C_c)} \right) * \frac{W_c}{W} \quad (2)$$

Let δ be the acceptance threshold a real number between $[0, 1]$. Let $fitenough(candidate)$ be the function which returns a boolean determining if the solution is considered fit enough (i.e., if the *objectives* are met). Note that a lower value assigned to δ implies more rigidity in order to consider a chromosome fit. Thus, p is considered fit enough iff:

$$fitenough(p) = 1 - fitness(p) < \delta \quad (3)$$

Survival of the Fittest: Selection must favour fitter candidates over weaker candidates but there are no fixed rules, there is no one strategy that is best for all problems. We use the most common fitness-proportionate selection technique called *Roulette Wheel Selection* (RWS) [1]. Conceptually, each member of the population is allocated a section of an imaginary roulette wheel. A proportion of the wheel is assigned to each of the possible selections based on their fitness value. The wheel is then spun and the individual associated with the winning section is selected. The wheel is spun as many times as is necessary to select the full set of parents for the next generation. To ensure that good candidates are not lost during each generation, we use the principle of *elitism*. Elitism involves copying a proportion of the fittest candidates, unchanged, into the next generation. The candidates which meet the *objectives* (i.e., fit enough) are directly added to the "elite" population and stop to evolve.

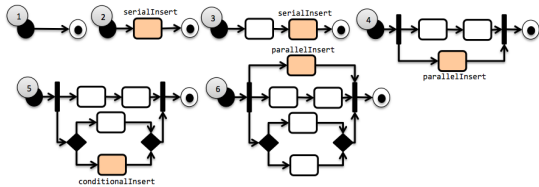


Figure 2: Construction of a process in 6 steps using only *Insert Process Fragment* patterns

Evolution: At each evolution, some *genetic operations* are applied on each solution of the population. We use only the principle of *mutation* operations. In our case, a *mutation* is the application of a given *change pattern*. The *change patterns* have been introduced by Weber et al. [15] and represent a set of 18 high-level process adaptations. The appli-

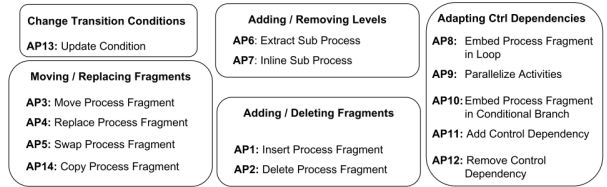


Figure 3: Overview of the *Change Pattern*, taken from [15]

cation of a *change pattern* transforms a process schema S into another process schema S' . The most common *change patterns* are presented on the figure 3 and an example of application is visible on figure 2. Due to space restriction, it is not possible to explain the whole set of *change patterns*. In order to generate *realistic* processes, there is a need to specify a probability on the chance to apply a given *change pattern* on the candidate. Indeed, when a modeler builds a process, there is more chances that he performs the **serialInsert** than the **conditionalInsert** patterns. Thus, the evolution function needs to take into account a user-defined probability on each *change pattern*. For example, augmenting the probability of the **parallelInsert** will augment the chance to generate massively parallel processes while lowering it will build more sequential processes. A fine-tuned probability on each *change pattern* enables the generation of realistic processes. Thus, the *mutation* applies a relevant *change pattern* according to its associated probability to be chosen. The entire population evolves in parallel.

Iteration: The generation halts when there is no improvement in the overall fitness observed after x generations (*stagnation* termination) or when the desired number of fit solution is reached. In addition, a timed-out condition ensures that the algorithm does not run indefinitely. Usually genetic algorithm seeks to find one optimal solution while here we are looking for multiple solutions which meet the objectives. Using a huge population to generate a smaller set of solutions prevent the convergence towards an homogeneous set of solutions.

When the evolution stops, the algorithm sends back all the candidates which are fit enough. Thus, these candidates are the solutions, i.e. the generated processes.

2.3 Correctness of the Generated Processes

The notions of correctness for a process model concern two aspects: (i) to verify if the process is well-formed (i.e., syntactical correctness), and (ii) to determine *in advance*, whether the model exhibits certain desirable behaviors (i.e., behavioral correctness).

Concerning the verification of the syntactical correctness, it corresponds to check if the syntax of the model respects its metamodel and its associated constraints. This kind of verification is well supported by many tools and approaches [8] and such constraints are checked almost instantaneously [5]. However, in our case the construction of the process using *only* change pattern ensure its syntactical correctness [15] without performing such verification.

Formal notions such as *soundness* [14] define behavioral anomalies in process models. Some advanced process modeling tools implement verification methods based on these notions to automatically detect such anomalies [7, 12].

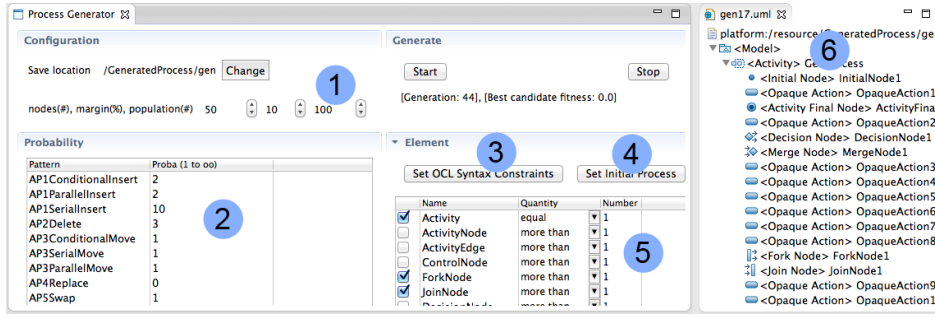


Figure 4: Prototype of the Process Generator integrated into Eclipse

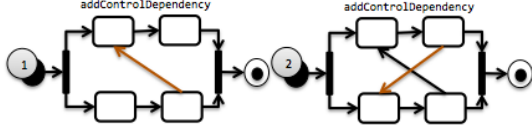


Figure 5: Deadlock due to the application of the `addControlDependency` change pattern.

The problem with behavioral correctness is that unless the whole state space is explored, it is not possible to provide evidence for it. Unfortunately, it is not possible to afford it at each step of the process generation since exploring the entire state space is notoriously an exponential problem which fails in computation time for huge models [7].

Figure 5 shows the application of the `addControlDependency` change pattern which implies the creation of a deadlock on the process. Both `Action` after the `ForkNode` require a token on all their input `ControlFlow` to start which is not possible with these two added `ControlFlow`. However, our goal while generating processes is to *simulate* how the process modeler builds processes. Therefore, the generated processes may contain behavioral anomalies the same way as a modeler may build a process with behavioral anomalies. Moreover, generating process with behavioral anomalies is an important point in order to test formal verification approaches.

3. EVALUATION

The prototype we developed is currently provided as an Eclipse Juno EMF plugin. We use the Watchmaker Framework [4] to implement the multi-objectives genetic algorithm. This framework provide an extensible, high-performance (multi-threaded), object-oriented API to implement evolutionary and genetic algorithm in Java.

Figure 4 shows a screenshot of the prototype. The intent of this prototype is to assist the modeler by automatically generates UML 2.0 Activity-based processes in the form of XMI Instance. The generation is customizable in multiple ways:

- (label 1) Destination folder of the generation, number of nodes with margin and population used for the GA.
- (label 2) Probability of each *change pattern*.
- (label 3) Add OCL [10] syntax constraints.
- (label 4) Set a specific process to populate the initial population.
- (label 5) Number of each elements (equal and less/more than a value).

Table 1: Generation step and building time to generate 100 processes using a population of 1000

Size (10% margin)	Generation step	Building time
50	36	1 164ms
100	73	2 427ms
200	156	5 602ms
400	319	12 207ms
600	483	20 112ms
800	649	31 238ms
1000	816	45 040ms

Default value exists for each input configuration, the user only needs to specify a destination folder to start its first generation. For ease of use, the weight value of each *objective* and the δ value is already predefined such as $W_s = 2$, $W_e = 1$, $W_r = 1$, and $\delta = 0.1$.

All the following executions are done on a MacBook Air 2011 with the Intel Core i5 processor and 4 GB of RAM. Each result corresponds to the average timing of 100 executions.

We initialize the *objectives* (for the fitness function) such as $C_s = 50$ (number of nodes), $C_m = 10\%$ (margin for the size), $C_e = \{Activity \rightarrow 1\}$ (objective number of each element), $C_c = \emptyset$ (no OCL constraints).

Concerning the parameter for the evolution process, let E_p be the set which associates to each *change pattern* a probability, E_s the size of the population and E_i the initial process. We initialize these parameter such as $E_p = \{serialInsert \rightarrow 10, conditionalInsert \rightarrow 1, parallelInsert \rightarrow 1, delete \rightarrow 1, copy \rightarrow 2\}$ (probability on each change pattern), $E_s = 100$ (size of the population) and E_i uses the default process with a simple initial and final node.

Using these parameters, the average timing for generating one model which fulfil the defined *objectives* takes 74ms and needs 32 generation steps. An example of such generated model is visible on the label 6 of figure 4.

To test the scalability of the generation, we change the size of the population such as $E_s = 1000$ and run the evolution until 100 candidates are fit enough. Table 1 shows the average generation step and building time needed to generate the processes regarding a specific size (C_s). The experimentation shows that the approach is able to fastly generate huge and realistic processes such as the building time is linear with the size of the generated process.

4. RELATED WORK

Mougenot et al. [9] propose a uniform random generator

of huge metamodel instances. The approach relies on the Boltzmann random sampling method that generates, in a scalable way, uniform samplings of any given size. In addition, the approach is able to influence the generation output by adding ponderations on elements. However, this approach does not support the additional constraints on the syntax and produces models only valid to its metamodel.

Brottier et al. [2] present a formalism to generate random constrained models, which is used in the context of model transformation testing. The approach consists in deriving a set of inputs example models to random alike instances using an homemade algorithm. One drawback of the approach is that it requires an instance of the model to generate others, therefore the outputted models may have a lot of similarities.

Ehrig et al. [6] present an algorithm that can generate instances of metamodels by transforming it into a set of graph specification rules. Then, the rules are selected randomly in order to perform the generation.

Pietsch et al. [11] present a generator of test models for model processing tools. They use a stochastic controller to apply low-level operations (create, delete, update, move) and more complex operations (composed of these low-level operations) to elements of the model. Elements are chosen using a random selection method inspired from the genetic algorithms one.

Unfortunately, [9, 6, 11, 2] are not adapted for the generation of *behavioral* models (e.g., process) and may produce unrealistic processes since the possibility of influencing the generation (add some ponderations) is either not available or handled only on given elements/attributes. The problem comes from the fact that these approaches aim at generating *static* models and are not tailored towards *behavioral* models generation.

5. CONCLUSION AND FUTURE WORK

This paper presented a multi-objective genetic algorithm to generate processes. The resulting generator has three interesting particularities. First it is scalable, the complexity of the generating algorithm is linear with the size of the generated processes. The size is controllable and allows to generate quickly huge processes. It also generates processes with multi-objectives allowing to generate user-tailored process models. Finally, the generation ensures syntax correctness through the sequence of *change pattern* and simulates the way a process modeler could have actually done to model a process. This ensures realistic processes while simulating the errors a modeler may have done.

The algorithm can be easily extended with new generation objectives by modifying the fitness function. The *objectives* presented on this paper focus on the syntactical aspects with associated constraint on it. However, we can imagine *behavioral objectives* by adding a process engine or a model-checker inside the fitness function (e.g., the process can only have 2 **Action** simultaneously executing). Moreover, some new *genetic operators* based on the *crossover* principle might improve the efficiency by combining multiple candidates (or part of the candidate) in order to converge faster to the objectives.

The generation focus only on the structural aspect of the process (i.e., the workflow). A possible extension might be to generate also the organizational information (such as resources, actors, deadline...) associated to the workflow. However, these information are generally domain-dependent

and it can be hard to find a generic solution that suits all kinds. Moreover, one drawback of the set of *change pattern* comes from the fact that they focus only on the control-flow. A set of *change patterns* including data elements must be used to generate the data-flow and the control-flow in a unified way.

Finally, the generation technique used here opens the way to broader applications than generating process samples. For instance, by initializing the population with a given process and setting the right goal into the fitness function, it might be possible to automatically search for a *derivation* of the process which meet the desired needs (e.g., towards automatic correction of behavioral errors).

6. ACKNOWLEDGMENTS

The authors' work is funded by the MERgE project (ITEA 2 Call 6 11011).

7. REFERENCES

- [1] T. Back. *Evolutionary algorithms in theory and practice: evolution strategies, evolutionary programming, genetic algorithms*. Oxford University Press, Oxford, UK, 1996.
- [2] E. Brottier, F. Fleurey, J. Steel, B. Baudry, and Y. Le Traon. Metamodel-based test generation for model transformations: an algorithm and a tool. In *ISSRE'06*. IEEE, 2006.
- [3] L. Davis et al. *Handbook of genetic algorithms*, volume 115. Van Nostrand Reinhold New York, 1991.
- [4] D. W. Dyer. Watchmaker framework for evolutionary computation. <http://watchmaker.uncommons.org/>.
- [5] A. Egyed. Instant consistency checking for the uml. In *ICSE*. ACM, 2006.
- [6] K. Ehrig, J. Küster, G. Taentzer, and J. Winkelmann. Generating instance models from meta models. *Formal Methods for Open Object-Based Distributed Systems*, 2006.
- [7] D. Fahland, C. Favre, B. Jobstmann, J. Koehler, N. Lohmann, H. Völzer, and K. Wolf. Instantaneous soundness checking of industrial business process models. *Business Process Management*, pages 278–293, 2009.
- [8] N. Hsueh, W. Shen, Z. Yang, and D. Yang. Applying uml and software simulation for process definition, verification, and validation. *Information and Software Technology*, 2008.
- [9] A. Mougnot, A. Darrasse, X. Blanc, and M. Soria. Uniform random generation of huge metamodel instances. In *Model Driven Architecture-Foundations and Applications*, pages 130–145. Springer, 2009.
- [10] OMG. Object constraint language (ocl) version 2.0. <http://www.omg.org/spec/OCL/2.0/>, 2006.
- [11] P. Pietsch, H. Yazdi, and U. Kelter. Generating realistic test models for model processing tools. In *Automated Software Engineering (ASE), 2011 26th IEEE/ACM International Conference on*, pages 620–623. IEEE, 2011.
- [12] N. Trcka, W. van der Aalst, and N. Sidorova. Analyzing control-flow and data-flow in workflow processes in a unified way. *Computer Science Report*, (08-31), 2008.
- [13] W. van Der Aalst, A. Ter Hofstede, B. Kiepuszewski, and A. Barros. Workflow patterns. *Distributed and parallel databases*, 14(1):5–51, 2003.
- [14] W. van der Aalst, K. Van Hee, A. ter Hofstede, N. Sidorova, H. Verbeek, M. Voorhoeve, and M. Wynn. Soundness of workflow nets: classification, decidability, and analysis. *Formal Aspects of Computing*, 23(3):333–363, 2011.
- [15] B. Weber, M. Reichert, and S. Rinderle-Ma. Change patterns and change support features—enhancing flexibility in process-aware information systems. 2008.
- [16] P. Wohed, W. van der Aalst, M. Dumas, A. ter Hofstede, and N. Russell. Pattern-based analysis of the control-flow perspective of uml activity diagrams. 2005.