



HAL
open science

Application of the Bubble-Check algorithm to Non-Binary LLR computation in QAM coded schemes

L Conde-Canencia, E Boutillon

► **To cite this version:**

L Conde-Canencia, E Boutillon. Application of the Bubble-Check algorithm to Non-Binary LLR computation in QAM coded schemes. *Electronics Letters*, 2014, 50 (25), pp 1937-38. hal-01080885

HAL Id: hal-01080885

<https://hal.science/hal-01080885>

Submitted on 6 Nov 2014

HAL is a multi-disciplinary open access archive for the deposit and dissemination of scientific research documents, whether they are published or not. The documents may come from teaching and research institutions in France or abroad, or from public or private research centers.

L'archive ouverte pluridisciplinaire **HAL**, est destinée au dépôt et à la diffusion de documents scientifiques de niveau recherche, publiés ou non, émanant des établissements d'enseignement et de recherche français ou étrangers, des laboratoires publics ou privés.

Application of the Bubble-Check algorithm to Non-Binary LLR computation in QAM coded schemes

L. Conde-Canencia and E. Boutillon

This Letter considers the generation of intrinsic LLR messages in non-binary coded schemes associated to QAM modulation. We show that intrinsic LLR message generation corresponds to the same kind of computation than the one performed at the elementary check nodes in Extended Min-Sum non-binary LDPC decoders, i.e. finding a given number of minimum values in a structured set. We propose to use the Bubble-Check algorithm for the LLR calculation to benefit from two advantages: low-complexity hardware architecture and sharing the same hardware at the demapping and the decoding step.

Introduction: Non-binary (NB) coded schemes can be naturally associated to high-order modulation for high data rate, leading to low-error high-spectral-efficiency communication systems. Compared to binary coded schemes, the use of NB codes improves the performance of the decoding algorithms [1] [2] as the intrinsic likelihoods of the received symbols (which are the inputs to the decoder) are uncorrelated from one symbol to another. Recent work on QAM binary soft demapping include [3].

Figure 1 presents the schematics of the considered digital communication chain. Information data are encoded by a NB encoder and then mapped to a symbol in the QAM constellation. Note that the order of the NB code, q , corresponds to the number of signals in the modulation, M (i.e. $M = q$). After the channel, the modulated noisy symbols are demapped to generate the intrinsic message. Note that this Letter focusses on the demapper block and considers the generation of the intrinsic likelihood messages. Even if our approach may be considered for any NB coded modulation scheme that needs the sorting of elements in the likelihood vector, we essentially focus on NB-LDPC and Extended Min-Sum (EMS) [4] decoding algorithms¹.

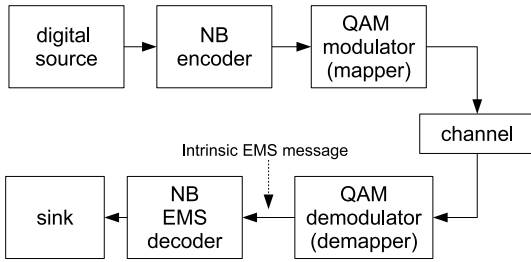


Fig. 1. Digital communication chain

NB coded modulation: Let $\mathbf{X} = (x_1, x_2, \dots, x_N)$ be the codeword generated by the NB encoder, where x_k is an element of $\text{GF}(q)$, i.e. $x_k = a_p, p = 0, \dots, q - 1$. Let C be the mapping of the set $\text{GF}(q)$ to the set of points of the constellation (each point represents a modulation signal): $C : a_p \in \text{GF}(q) \rightarrow (\pi_I(p), \pi_Q(p))_{p=0,1,2,\dots,q-1} \in M\text{-QAM}$.

In other words, the 2^m -ary QAM (where m is even) is decomposed into two independent $2^{m/2}$ -ary Pulse Amplitude Modulations (PAMs). For each a_p , the I coordinate corresponds to the in-phase axis (*idem* Q coordinate, in-quadrature axis).

The received noisy codeword \mathbf{Y} consists of N NB symbols independently affected by noise. Each symbol is represented by $y_k = C(x_k) + w_k, k \in \{1, 2, \dots, N\}$, w_k is the realization of a complex Additive White Gaussian Noise (AWGN) of variance σ^2 .

The EMS decoding algorithm: The EMS algorithm was proposed for NB-LDPC low-complexity decoding in [4] [6] as a generalization of the Min-Sum algorithm used for binary LDPC codes ([7], [8] and [9]). Its principle is the truncation of the vector messages from q to n_m values ($n_m \ll q$). The complexity/performance trade-off can be adjusted with the value of the n_m parameter. This characteristic makes the EMS decoder architecture easily adaptable to both implementation and performance constraints.

¹ the Min-Max [5] decoding algorithm would also fit in our study

The EMS intrinsic message: For each received symbol y_k the intrinsic message is composed of n_m couples, each one containing a Log-Likelihood Ratio, L_i , and its associated $\text{GF}(q)$ symbol, a_i , i.e. $(L_i, a_i)_{i \in 1, \dots, n_m}$ where $L_1 \leq L_2 \leq \dots \leq L_{n_m}$. In the following, index k is omitted ($y = y_k$). Each L_i is defined as:

$$L_i = \ln \left(\frac{P(y|\tilde{a})}{P(y|a_i)} \right) = \frac{d^2(C(a_i), y_k) - d^2(C(\tilde{a}), y_k)}{2\sigma^2} \quad (1)$$

where \tilde{a} is the $\text{GF}(q)$ symbol associated to the nearest point to y in the QAM constellation, i.e. the one that maximizes $P(y|a_i)$ for $i \in (1, \dots, n_m)$. The Euclidean distance between two points in the signal space is represented by $d()$.

Demapper: The function of the demapper is to generate the intrinsic message for each received symbol y_k . For the sake of simplicity, let $d_i^2 = d^2(a_i, y)$ and $\delta^2 = d^2(\tilde{a}, y)$. Moreover, $d_i^2 = d_{iI}^2 + d_{iQ}^2$ and $\delta^2 = \delta_I^2 + \delta_Q^2$ as we decompose the M -QAM into two $2^{m/2}$ -ary PAMs for distance calculation. Then, we can write:

$$\underbrace{d_i^2 - \delta_i^2}_{2\sigma^2 L_i} = \underbrace{(d_{iI}^2 - \delta_I^2)}_{\mathbf{U}(i)} + \underbrace{(d_{iQ}^2 - \delta_Q^2)}_{\mathbf{V}(i)} \quad (2)$$

Finally, the objective is to select the n_m smallest distances (sorted in increasing order) and their associated symbols a_i , in order to generate the intrinsic EMS message for y .

Finding the minimum distances with the Bubble-Check algorithm: In [10], the authors presented a low-complexity algorithm for extracting the n_m minimum values in the set defined as $U(i) + V(j), (i, j) \in [1, n_m]^2$. This set is represented as a matrix T_{Σ} , where $T_{\Sigma} = U(i) + V(j)$. The elements in $\mathbf{U} = [U(1), U(2), \dots, U(n_m)]$ and $\mathbf{V} = [V(1), V(2), \dots, V(n_m)]$ are sorted in increasing order. Then, we can directly apply the Bubble-Check algorithm to generate the intrinsic message, as illustrated in Figure 2.

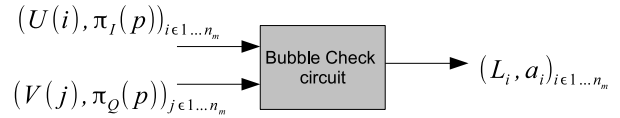


Fig. 2 Application of the Bubble-Check circuit to generate the LLR intrinsic message

Example for $M = q = 64$ and $n_m = 8$: Let us consider the case of a 64-QAM associated to a $\text{GF}(64)$ -LDPC code with a Gray mapping as in the IEEE.802.11 standard (Fig. 4). Let \mathbf{G} be $[-7, -5, -1, -3, 7, 5, 1, 3]$, then $\pi_I(p) = \mathbf{G}[\lfloor p/8 \rfloor]$ and $\pi_Q(p) = \mathbf{G}[p \bmod 8]$. This way $C(a_{52}) = (\mathbf{G}(6), \mathbf{G}(4)) = (+1, +7)$ or $C(a_{32}) = (\mathbf{G}(4), \mathbf{G}(0)) = (+7, -7)$.

Let us now illustrate the demapping with the example that the received noisy signal is $y = (5.3, -3.2)$. Then, $C(\tilde{a}) = (+5, -3)$ and $\delta^2 = 0.3^2 + 0.2^2$. Let us focus first on the I axis. The calculation of the sorted values in $U(i)$ can be performed with a state machine (Figure 3 and Table 1) to obtain:

$$\mathbf{U}(i), \pi_I(p) = \{(0, +5), (2.8, +7), (5.2, +3), (18.4, +1), \dots\} \quad (3)$$

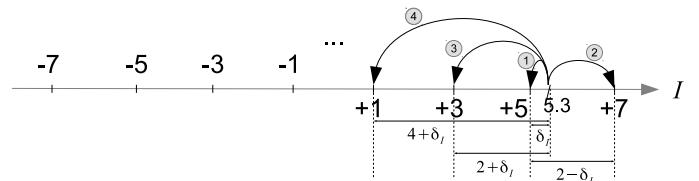


Fig. 3. Sequential distance computation on the I axis

The same procedure for the Q axis generates:

$$\mathbf{V}(j), \pi_Q(p) = \{(0, -3), (3.2, -5), (4.8, -1), (14.4, -7), \dots\} \quad (4)$$

Finally, Table 2 illustrates the generation of the EMS intrinsic message $(L_i, a_i)_{i \in (1, \dots, n_m)}$ through the Bubble-Check circuit (Fig. 2). For $n_m = 8$ the intrinsic message is $(0, a_{43}), (2.8, a_{35}), (3.2, a_{41}), (4.8, a_{42}), (5.2, a_{59}), (6, a_{33}), (7.6, a_{34}), (8.4, a_{57})$ which corresponds to the n_m closest signals to y .

Table 1: Distance computation on the I axis

i	$\pi_I(p)$	$\lfloor p/8 \rfloor$	d_{iI}^2	$U(i)$
1	+5	5	δ_I^2	0.0
2	+7	4	$4 + \delta_I^2 - 4\delta_I$	2.8
3	+3	7	$4 + \delta_I^2 + 4\delta_I$	5.2
4	+1	6	$16 + \delta_I^2 + 8\delta_I$	18.4
...

Table 2: Application of the Bubble-Check algorithm

$(V(j), \pi_Q(p))$	$(U(i), \pi_I(p))$			
	(0, +5)	(2.8, +7)	(5.2, +3)	(18.4, +1)
(0, -3)	$(L_1 = 0, a_{43})$	$(L_2 = 2.8, a_{35})$	$(L_3 = 5.2, a_{59})$	18.4
(3.2, -5)	$(L_3 = 3.2, a_{41})$	$(L_6 = 6.0, a_{33})$	$(L_8 = 8.4, a_{57})$	21.6
(4.8, -1)	$(L_4 = 4.8, a_{42})$	$(L_7 = 7.6, a_{34})$	10.0	23.2
(14.4, -7)	14.4	17.2	19.6	32.8
...

Results: Fig. 5 presents the simulation results obtained for ultra-sparse protograph-based NB-LDPC on GF(64) associated to a 64-QAM as in Fig. 4 for frame sizes of $N = 192$ symbols (1152 bits) and $N = 384$ (2304 bits) with a code rate of 1/2 over the AWGN channel. The BP curves correspond to the Belief Propagation decoding, simulated on floating point with 100 decoding iterations (see [11]). The EMS curves consider the EMS NB-LDPC decoder described in [12] with $n_m = 12, 20$ decoding iterations, 6-bit quantization² and the intrinsic LLR generation presented in this Letter. A performance gap of about 0.4 dB is observed between the BP and the EMS curves, which confirms the interest of our approach in both performance and low-complexity implementation aspects.

Conclusion: This Letter focusses on low-complexity intrinsic LLR generation for high-order NB coded QAM designs. The originality remains in the use of the Bubble-Check algorithm for the computation of the intrinsic message. The simulation results show the interest of this work in terms of performance. The FPGA implementation of the NB-LDPC EMS decoder and the Bubble-Check architecture design considered in [12] are the proof of the implementation feasibility of both the QAM demodulator and decoder (Fig. 1).

Acknowledgment: This work was supported by the PALMYRE project and INFSCO-ICT-216203 DAVINCI “Design And Versatile Implementation of Non-binary wireless Communications based on Innovative LDPC Code” (www.ict-davinci-codes.eu) funded by the European Commission under the Seventh Framework Program (FP7). The authors would like to thank Oussama Abassi for discussion and results.

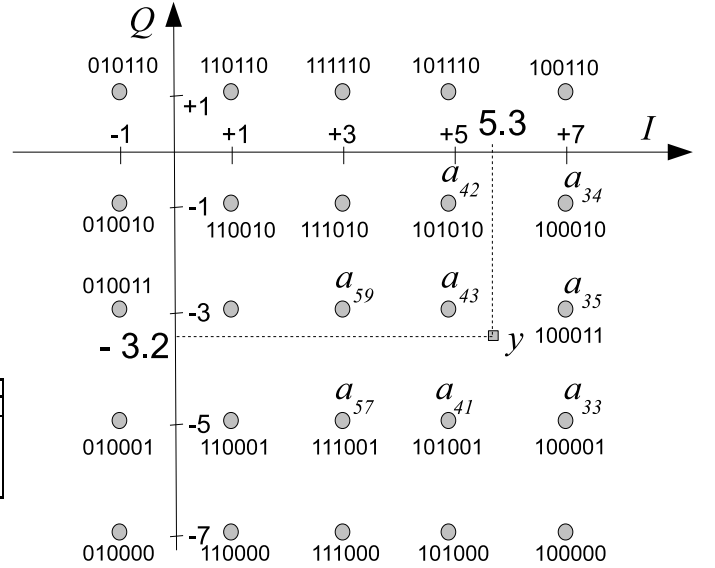
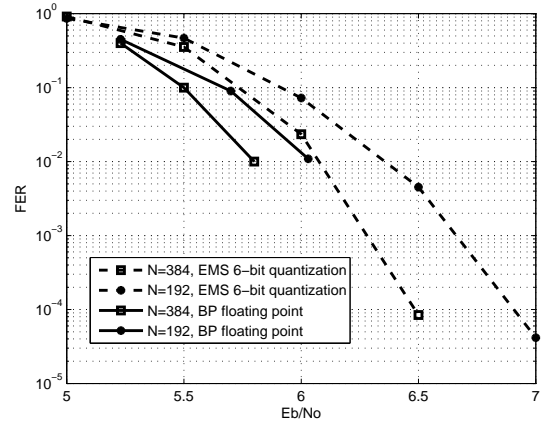
L. Conde-Canencia and E. Boutillon are with the Lab-STICC Laboratory, CNRS UMR 6285, UBS, Lorient, France.

E-mail: laura.conde-canencia@univ-ubs.fr

References

- 1 D. Sridhara and T. Fuja, “Low density parity check codes defined over groups and rings,” in *Proc. Inf. Theory Workshop*, Oct. 2002.
- 2 D. Declercq, M. Colas, and G. Gelle, “Regular GF(2^q)-LDPC coded modulations for higher order QAM-AWGN channel,” in *Proc. ISITA*, Parma, Italy, Oct. 2004.
- 3 Q. Wang, Q. Xie, Z. Wang, S. Chen, and L. Hanzo, “A universal low-complexity symbol-to-bit soft demapper,” *IEEE Transactions on Vehicular Technology*, vol. 63, no. 1, pp. 119–130, Jan 2014.
- 4 D. Declercq and M. Fossorier, “Decoding algorithms for nonbinary LDPC codes over GF(q),” *IEEE Trans. Comm.*, vol. 55, no. 4, pp. 633–643, April 2007.
- 5 V. Savin, “Min-max decoding for non binary ldpc codes,” in *ISIT 2008. IEEE International Symposium on Information Theory*, July 2008, pp. 960–964.
- 6 A. Voicila, D. Declercq, F. Verdier, M. Fossorier, and P. Urard, “Low complexity, low memory EMS algorithm for non-binary LDPC codes,”

² Note that this decoder design was implemented on FPGA [12]

**Fig. 4** Zoom on the 64-QAM constellation and the n_m closest points to y for the EMS intrinsic message generation**Fig. 5** Performance comparison of the BP and EMS for a GF(64)-LDPC associated to a 64-QAM

in *IEEE Intern. Conf. on Commun., ICC'2007*. Glasgow, England, June 2007.

- 7 J. Zhao, F. Zarkeshvari, and A. H. Banihashemi, “On implementation of min-sum algorithm and its modifications for decoding LDPC codes,” *IEEE Trans. Commun.*, vol. 53, no. 4, pp. 549–554, April 2005.
- 8 M. Fossorier, M. Mihaljevi, and H. Imai, “Reduced complexity iterative decoding of LDPC codes based on belief propagation,” *IEEE Trans. Commun.*, vol. 47, p. 673, May 1999.
- 9 F. Kschischang, B. Frey, and H.-A. Loeliger, “Factor graphs and the sum product algorithm,” *IEEE Trans. Inf. Theory*, vol. 47, no. 2, pp. 498–519, Feb. 2001.
- 10 E. Boutillon and L. Conde-Canencia, “Bubble-check: a simplified algorithm for elementary check node processing in extended min-sum non-binary LDPC decoders,” *Electronics Letters*, vol. 46, pp. 633–634, April 2010.
- 11 J. Bas, G. Bacci, A. Bourdoux, and et al, “Link level evaluation, issue 1,” in *INFSCO-ICT-216203 DAVINCI D2.2.1*. available at www.ict-davinci-codes.eu/project/deliverables/D221.pdf, December 2008, pp. 1–24.
- 12 E. Boutillon, L. Conde-Canencia, and A. A. Ghouwayel, “Design of a GF(64)-LDPC decoder based on the EMS algorithm,” *IEEE Trans. Circuits and Systems I*, vol. 60, pp. 2644–2656, October 2013.