



**HAL**  
open science

## Alternative mass sensing techniques based on nonlinear phenomena in M/NEMS resonators

van Nghi Nguyen, Sébastien Baguet, Claude-Henri Lamarque, Régis Dufour

► **To cite this version:**

van Nghi Nguyen, Sébastien Baguet, Claude-Henri Lamarque, Régis Dufour. Alternative mass sensing techniques based on nonlinear phenomena in M/NEMS resonators. ENOC2014 - 8th European Nonlinear Dynamics Conference, Jul 2014, Vienna, Austria. hal-01075992

**HAL Id: hal-01075992**

**<https://hal.science/hal-01075992>**

Submitted on 15 Nov 2019

**HAL** is a multi-disciplinary open access archive for the deposit and dissemination of scientific research documents, whether they are published or not. The documents may come from teaching and research institutions in France or abroad, or from public or private research centers.

L'archive ouverte pluridisciplinaire **HAL**, est destinée au dépôt et à la diffusion de documents scientifiques de niveau recherche, publiés ou non, émanant des établissements d'enseignement et de recherche français ou étrangers, des laboratoires publics ou privés.

## Alternative mass sensing techniques based on nonlinear phenomena in M/NEMS resonators

Van-Nghi Nguyen\*, Sébastien Baguet\*, Claude-Henri Lamarque\*\* and Régis Dufour \*

\**Université de Lyon, CNRS, INSA-Lyon, LaMCoS UMR5259, Villeurbanne, France*

\*\**Université de Lyon, ENTPE, DGCB and LTDS, UMR CNRS 5513, Vaulx-en-Velin, France*

*Summary.* This paper investigates alternative mass sensing techniques that take advantage of multi-stability and bifurcations observed in the nonlinear regime. A finite-degree-of-freedom reduced-order model of an electrostatically-actuated microbeam with small added mass is considered. Strategies are proposed for robust real-time detection, quantification and localization of the added mass.

### Introduction

Mass sensing is one important application of M/NEMS resonators. The principle of a resonant sensor consists in electrostatically actuating a microbeam on its fundamental mode and in measuring the shift in frequency induced by an external perturbation. For this purpose, the resonator can be driven in the linear or in the nonlinear regime. In the linear regime, the model is simpler, however vibrations are limited to small amplitudes which may not exceed thermo-mechanical noise. One way to improve the sensitivity of the resonator is to improve the signal-to-noise ratio and the quality factor. Another way is to downscale the beam's dimension to the nanoscale [1]. A third way consists in working in the nonlinear regime and in using nonlinear phenomena [2] such as parametric resonance [3, 4], pull-in [5] or multi-stability and bifurcations [6, 7]. An alternative detection technique that takes advantage of multi-stability and bifurcations observed in hysteretic cycles is investigated here.

### Nonlinear micro/nanobeam-based electromechanical resonator with added mass

The model for the nonlinear electrostatically-actuated clamped-clamped microbeam with added mass of Figure 1 is based on the model developed by Kacem *et al.* for inertial resonant sensors [8]. The nondimensional equation of motion is given by

$$\frac{\partial^4 w}{\partial x^4} dx + \frac{\partial^2 w}{\partial t^2} dx + \delta_{x_0}(x)m \frac{\partial^2 w}{\partial t^2} + c \frac{\partial w}{\partial t} dx - \left( N + \alpha_1 \int_0^1 \left[ \frac{\partial w}{\partial x} \right]^2 dx \right) \frac{\partial^2 w}{\partial x^2} dx = \alpha_2 \frac{[V_{dc} + V_{ac} \cos(\Omega t)]^2}{(1-w)^2} dx \quad (1)$$

where  $w(x, t)$  is the nondimensional bending displacement of the beam,  $m$  is the ratio between the added mass and the microbeam mass, i.e.  $m = m_{added}/m_{beam}$  and  $\delta_{x_0}(x)$  is the Dirac function used to locate the added mass. The left-hand side of Equation (1) represents the inertial, damping, elastic and geometrically nonlinear mechanical forces, whereas the right-hand side stands for the nonlinear electrostatic forces with  $V_{dc}$ ,  $V_{ac}$ ,  $\Omega$  being the DC polarization voltage, the amplitude of the AC voltage, and the excitation frequency respectively.

A reduced-order finite-degree-of-freedom model is generated by modal decomposition with the undamped linear mode shapes of the straight microbeam as basis functions for the Galerkin procedure. Response curves of the resonator (see Figure 2) are then computed by the Harmonic Balance combined with the Asymptotic Numerical Method for continuation analysis by means of the ManLab software [9].

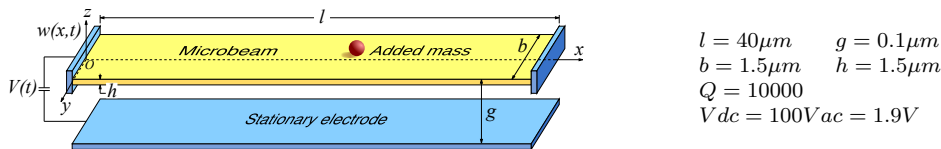


Figure 1: Geometry and data of the resonant microbeam with added mass.

### Mass detection techniques

The softening response curve of the nonlinear resonator with and without added mass is shown in Figure 2. Classical mass sensing relies on the shift in frequency of the response curve in presence of an added mass. However, this shift becomes all the smaller and thus more difficult to detect as the amount of added mass decreases. An alternative bifurcation-based detection technique that exploits nonlinear dynamical phenomena such as the bi-stability of a piezoelectrically actuated microcantilever was recently proposed by Kumar *et al.* [6]. This technique is illustrated in Figure 2. When operating at a constant excitation frequency  $\Omega_{op}$  slightly lower than the frequency  $\Omega_{lim}$  of the fold bifurcation point  $A_{lim}$ , the frequency response curve without added mass (red curve) is multi-valued with two stable solutions  $A_1$  and  $A_2$ . When a mass  $m$  is added, the response curve is shifted to the left (blue curve) and becomes single-valued at frequency  $\Omega_{op}$ . As a consequence, a jump from point  $A_1$  to point  $B$  is observed, resulting in a sudden increase in amplitude.

This detection technique was numerically investigated in [7] and it was shown that after the removal of the mass the solution can either return to point  $A_1$  or jump up to point  $A_2$  depending on the amount of added mass. For small mass

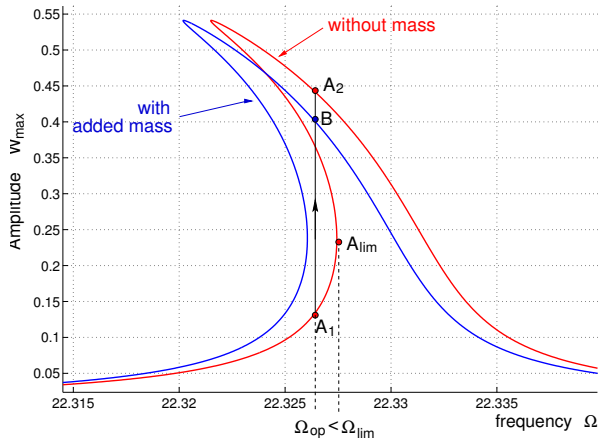


Figure 2: Shift in frequency of the due to added mass  $m = 5.10^{-5}$  and jump phenomenon from  $A_1$  to  $B$ .

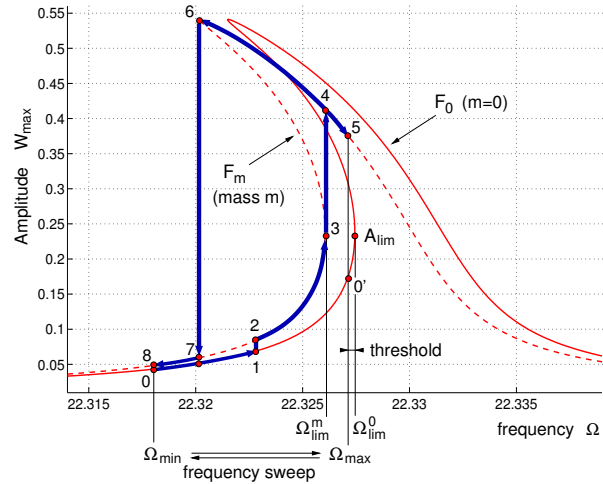


Figure 3: Hysteretic cycle obtained by frequency sweep for  $m = 5.10^{-5}$ .

ratios the jump always occurs towards the upper point  $A_2$  and consequently only a small jump in amplitude from point  $A_2$  to point  $B$  happens when another mass arrives on the beam, which is not satisfying.

In order to ensure the robustness of this detection technique, the system must always return to its initial stable position  $A_1$ , so that a large jump in amplitude takes place each time a mass hits the resonator. A simple solution for enforcing the reinitialization, based on a sequential decrease and increase of the operating frequency, was proposed in [7] but it suffers from many shortcomings. For instance, the instant when this reinitialization has to be operated is unknown.

This problem can be overcome by using a slow time-varying frequency sweep such as  $\Omega(t) = \Omega_{op} + \Delta\Omega \cos(\epsilon\pi t + \phi)$  where  $\epsilon \ll \Omega_{op}$  is the sweep velocity and  $\Omega_{max} = \Omega_{op} + \Delta\Omega$  and  $\Omega_{min} = \Omega_{op} - \Delta\Omega$  are the frequency sweep boundaries. When  $t$  changes, successive sweep-up and sweep-down in frequency are performed. Without added mass, the response goes back-and-forth between 0 and  $0'$ . There is no hysteretic cycle nor associated amplitude jump. When an added mass arrives on the resonator (at point 1) the response goes through the hysteretic cycle shown in Figure 3 according to the path defined by the following points: 1-2/3-4-5-6-7-8/3-4-5-6-7-8/... , and there are amplitude jumps from 3 to 4 and from 6 to 7 which can be used for detection and quantification. When the added mass leaves the resonator, the response goes back between 0 and  $0'$  and the jumps disappear.

This new mass sensing technique enables automatic reinitialization as well as real-time detection. Moreover, it allows for a fine tuning of the minimal and maximal mass that can be detected,  $\Omega_{lim}^0 - \Omega_{max}$  being the threshold of mass detection for instance. Experimental validation is under progress to obtain a proof of concept and demonstrate the interest of the proposed strategy for ultrasensitive mass sensing.

## Conclusions

An alternative mass sensing technique based on the nonlinear phenomena in M/NEMS resonators has been numerically investigated. This detection takes advantage of the bistability and bifurcations of the hysteretic nonlinear responses and permits real-time mass detection and quantification.

## References

- [1] Hanay, M.S., Kelber, S., Naik, A.K., Chi, D., Hentz, S., Bullard, E.C., Colinet, E., Duraffourg, L., and Roukes, M.L., (2012). Single-protein nanomechanical mass spectrometry in real time. *Nat. Nanotechnol.* **7**(9):602–608.
- [2] Younis, M. I., and Alsalem, F., (2009). Exploration of new concepts for mass detection in electrostatically-actuated structures based on nonlinear phenomena. *J. Comput. Nonlinear Dyn.* **4**:021010–1.
- [3] Zhang, W., and Turner, K. L., (2005). Application of parametric resonance amplification in a single-crystal silicon micro-oscillator based mass sensor. *Sens. Actuators A: Phys.*, **122**(1):23–30.
- [4] Thomas, O., Mathieu, F., Mansfield, W., Huang, C., Trolier-McKinstry, S., and Nicu, L., (2013). Efficient parametric amplification in micro-resonators with integrated piezoelectric actuation and sensing capabilities. *Appl. Phys. Lett.*, **102**(16):163504.
- [5] Khater, M., Abdel-Rahman, E., and Nayfeh, A., (2011). Nonlinear phenomena in mems and nems - a micro sensor for measuring minute gas and biological masses. In ENOC 2011, Roma, Italy.
- [6] Kumar, V., Yang, Y., Boley, J., Chiu, G.-C., and Rhoads, J., (2012). Modeling, analysis, and experimental validation of a bifurcation-based microsensor. *J. Microelectromech. Syst.*, **21**(3):549–558.
- [7] Nguyen, V.-N., Baguet, S., Lamarque, C.-H., and Dufour, R., (2013). Bifurcation-based micro/nano-electromechanical mass detection. In ME-DYNA 2013: 1st Euro-Mediterranean Conference on Structural Dynamics and Vibroacoustics, Marrakech, Morocco.
- [8] Kacem, N., (2010). Nonlinear dynamics of M&NEMS resonant sensors: design strategies for performance enhancement. *PhD Thesis*, Ecole Doctorale MEGA de Lyon, 2010-ISAL-0023.
- [9] Kacem, N., Baguet, S., Hentz, S., and Dufour, R., (2011). Computational and quasi-analytical models for nonlinear vibrations of resonant mems and nems sensors. *Int. J. Nonlin. Mech.*, **46**(3):532–542.