



**HAL**  
open science

## Investigating Non-Verbal Behaviors Conveying Interpersonal Stances

Mathieu Chollet, Magalie Ochs, Catherine Pelachaud

► **To cite this version:**

Mathieu Chollet, Magalie Ochs, Catherine Pelachaud. Investigating Non-Verbal Behaviors Conveying Interpersonal Stances. First European Symposium on Multimodal Communication, Sep 2013, La Valetta, Malta. hal-01074877

**HAL Id: hal-01074877**

**<https://hal.science/hal-01074877>**

Submitted on 15 Oct 2014

**HAL** is a multi-disciplinary open access archive for the deposit and dissemination of scientific research documents, whether they are published or not. The documents may come from teaching and research institutions in France or abroad, or from public or private research centers.

L'archive ouverte pluridisciplinaire **HAL**, est destinée au dépôt et à la diffusion de documents scientifiques de niveau recherche, publiés ou non, émanant des établissements d'enseignement et de recherche français ou étrangers, des laboratoires publics ou privés.

# Investigating Non-Verbal Behaviors Conveying Interpersonal Stances

Mathieu Chollet<sup>1</sup>, Magalie Ochs<sup>2</sup> and Catherine Pelachaud<sup>2</sup>

<sup>1</sup>Institut Telecom; Telecom Paristech; CNRS-LTCI

<sup>2</sup>CNRS LTCI; Telecom ParisTech

37 rue Dareau, 75014, Paris, France

{mchollet, ochs, pelachaud}@telecom-paristech.fr

## Abstract

Interpersonal stances are expressed by non-verbal behaviors on a variety of different modalities. The perception of these behaviors is influenced by the context of the interaction, how they are sequenced with other behaviors from the same person and behaviors from other interactants. In this paper, we introduce a framework considering the expressions of stances on different layers during an interaction. This framework enables one to reason on the non-verbal signals that an Embodied Conversational Agent should express to convey different stances. To identify more precisely humans' non-verbal signals conveying dominance and friendliness attitudes, we propose in this paper a methodology to automatically extract the sequences of non-verbal signals conveying stances. The methodology is illustrated on an annotated corpus of job interviews.

## Keywords

Interpersonal stance; Non-verbal behaviors; Sequence mining

## 1 Introduction

Embodied Conversational Agents (ECAs) are increasingly used in training and serious games. In the TARDIS project<sup>1</sup>, we aim to develop an ECA that acts as a virtual recruiter to train youngsters to improve their social skills. Such a virtual recruiter should be able to convey different interpersonal stances, that can be defined as “*spontaneous or strategically employed affective styles that colour interpersonal exchanges* (Scherer, 2005)”. Our goal is to find out how interpersonal stances are expressed through non-verbal behavior, and to im-

plement the expression of interpersonal stances in an ECA.

Most modalities of the body are involved when conveying interpersonal stances (Burgoon et al., 1984). Smiles can be signs of friendliness (Burgoon et al., 1984), performing large gestures may be a sign of dominance, and a head directed upwards can be interpreted with a dominant stance (Carney et al., 2005). A common representation for interpersonal stance is Argyle's bi-dimensional model of attitudes (Argyle, 1988), with an affiliation dimension ranging from hostile to friendly, and a status dimension ranging from submissive to dominant (see Figure 1).

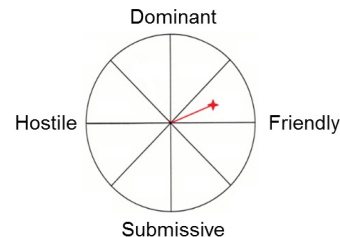


Figure 1: The Interpersonal Circumplex, with Argyle's attitude dimensions. The sample coordinate represents a friendly and slightly dominant interpersonal stance.

A challenge when interpreting non-verbal behavior is that every non-verbal signal can be interpreted with different perspectives: for instance, a smile is a sign of friendliness (Burgoon et al., 1984); however, a smile followed by a gaze and head aversion conveys embarrassment (Keltner, 1995). Non-verbal signals of a person in an interaction should also be put in perspective to non-verbal signals of the other participants of the interaction: an example is posture mimicry, which

<sup>1</sup><http://www.tardis-project.eu/>

can convey friendliness (LaFrance, 1982). Finally, the global behavior tendencies of a person, such as performing large gestures in general, are important when interpreting their stance (Escalera et al., 2010). These different perspectives have seldom been studied together, and this motivates the use of multimodal corpora of interpersonal interactions in order to analyze their impact in a systematic fashion.

We propose a model for non-verbal behavior analysis, composed of multiple layers analyzing a particular perspective of non-verbal behavior interpretation on time windows of different lengths. To build this model, we annotated a corpus of job interview enactment videos with non-verbal behavior annotations and interpersonal stance annotations. In this paper, we focus on a layer of the model which deals with how sequences of non-verbal signals displayed while speaking can be interpreted as the expression of dominance and friendliness stances. While it has been proved that the sequencing of non-verbal signals influences how they are perceived (With and Kaiser, 2011), the literature on the topic is limited. To gather knowledge about this layer, we use a data mining technique to extract sequences of non-verbal signals from the corpus.

The paper is organized as follows. In section 2, we present related models of interpersonal stances for ECAs and their limits. We then introduce our multi-layer model. Section 4 describes the multimodal corpus and how it was annotated. Section 5 details a data mining method we propose to gather knowledge about how sequences of non-verbal behavior are perceived.

## 2 Related work

Models of interpersonal stances expression for virtual agents have already been proposed. For instance, in (Ballin et al., 2004), postures corresponding to a given stance were automatically generated for a dyad of agents. Lee and Marsella used Argyle’s attitude dimensions, along with other factors such as conversational roles and communicative acts, to analyze and model behaviors of side participants and bystanders (Lee and Marsella, 2011). Cafaro *et al.* (Cafaro et al., 2012) conducted a study on how smile, gaze and proximity cues displayed by an agent influence the first impressions that the users form on the agent’s

interpersonal stance and personality. Ravenet *et al.* (Ravenet et al., 2013) proposed a user-created corpus-based methodology for choosing the behaviors of an agent conveying a stance along with a communicative intention. These models, however, only consider the expression of a few signals at a given time, and do not consider longer time spans or sequencing of signals.

Other works have gone further by also considering global behavior tendencies and reactions to the interactants’ behaviors: the *Laura* agent (Bickmore and Picard, 2005) was used to develop long term relationships with users, and would adapt the frequency of gestures and facial signals as the relationship with the user grew. However, dominance was not investigated, and the users’ behaviors were not taken into account as they used a menu-based interface. Prepin *et al.* (Prepin et al., 2013) have investigated how smile alignment and synchronisation can contribute to stance building in a dyad of agents. Although not directly related to dominance or friendliness, Sensitive Artificial Listeners designed in the Semaine project (Bevacqua et al., 2012) produce feedback and backchannels depending of the personality of an agent, defined by extraversion and emotional stability.

Even though different perspectives of interpretation of non-verbal behavior we mentioned have been integrated in models of ECAs, the existing models of interpersonal stances expression consider only consider one perspective at a time, with a limited number of modalities. Moreover, no model of stance expression seems to consider how non-verbal signals are sequenced. In the next section, we present a theoretical model to the integration of these different perspectives.

## 3 A multi-layer approach to the expression of interpersonal stances

In (Chollet et al., 2012), we defined a multi-layer model to encompass the different non-verbal behavior interpretation perspectives (See figure 2). The *Signal* layer looks at the interpretation of signals in terms of communicative intentions (*e.g.* a hand wave means greeting someone). In the *Sentence* layer, we analyze the sequence of signals happening in a dialogue turn (*e.g.* a smile followed by a head aversion means embarrassment). The *Topic* layer focuses on the inter-personal behavior patterns and tendencies (*e.g.* adopting the

same posture as the interlocutor is a sign of friendliness). Finally, the *Interaction* layer encompasses the whole interaction and looks at global behavior tendencies (e.g. smiling often is a sign of friendliness). These different layers allow to interpret interactants' interpersonal stances at every instant of the interaction, taking into account their behavior, their reactions to other interactants' behaviors, and their global behavior tendencies.

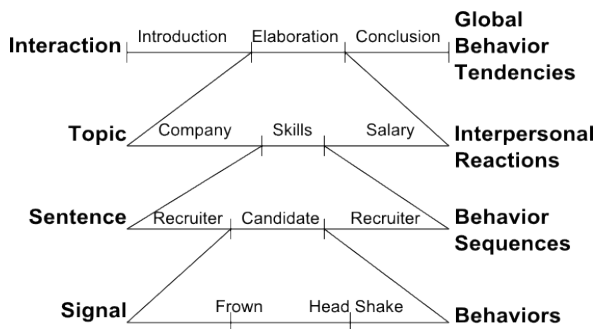


Figure 2: This figure illustrates the multi-layer model in a job interview setting. On the left are represented the layers of the model, and on the right which behavioral features they analyze.

Here is an example of how the different layers work in an interaction. Imagine a recruiter who is annoyed by a candidate because he thinks his foreign language skills do not meet the requirements for a job. The recruiter spreads his right hand towards the candidate while asking the question “You claim to be proficient in English. Can you prove it to me?”. The candidate looks down for a while, thinking and hesitating. He looks up at the recruiter and tries an answer with a faint smile, then moving his head to the side. While the candidate is speaking, the recruiter frowns, and then shakes his head as the candidate finishes. All this time, the recruiter kept looking at the candidate.

In the example, the gesture performed by the recruiter is used to show a question is asked and that he gives the speaking floor to the candidate. These two communicative functions are handled by the *Signal* layer. When replying, the candidate smiles and then averts his head away from the recruiter. In that case, the *Sentence* layer considers the sequencing of signals: the smile could have been interpreted as a sign of friendliness at first, however followed by a head aversion it is a sign of submissiveness. The recruiter behavioral replies to the candidate's answer, the frown and head shake, are

analyzed by the *Topic* layer as sign of dominance and hostility. Finally, the fact that the recruiter barely averted gaze during the interaction is a sign of *dominance* revealed by the *Interaction* layer.

In order to build a model for each layer, our approach consists of automatically extracting knowledge from a multimodal corpus of interactions during which interpersonal stances are expressed. In this paper, we focus on the *Sentence* layer: it is known that the sequencing of non-verbal signals influence how these behaviors are perceived (With and Kaiser, 2011), however since relatively little accounts exist on this phenomenon, automated methods of knowledge extraction are particularly relevant for this layer. In the next section, we present our multimodal corpus and its annotation process.

#### 4 Multimodal corpus of interpersonal stance expression

As part of the TARDIS project, a study was conducted with practitioners and youngsters from the Mission Locale Val d'Oise Est, a French job coaching association. The study consisted in creating a situation of job interviews between 5 practitioners and 9 youngsters. The setting was the same in all videos (see Figure 3). The recruiter and the youngster sat on each side of a table. A single camera embracing the whole scene recorded the dyad from the side. From this study was gathered a corpus of 9 videos of job interview lasting approximately 20 minutes each. We decided to use these videos to investigate the sequences of non-verbal signals the recruiters use when conveying interpersonal stances. In order to study how recruiters express interpersonal stances, we annotated three videos of job interview enactments, for a total of slightly more than 50 minutes. We consider full body non-verbal behavior, turn-taking, task and interpersonal stance.

Numerous coding schemes exist to annotate non-verbal behavior in multimodal corpora. A widely used system for facial expressions is the Facial Action Coding System (Ekman and Friesen, 1977). A very exhaustive coding scheme for multimodal behavior is the MUMIN multimodal coding scheme, that was used for the analysis of turn-taking and feedback mechanisms (Allwood et al., 2007). For the non-verbal behavior annotation, we adapted the MUMIN multimodal coding scheme

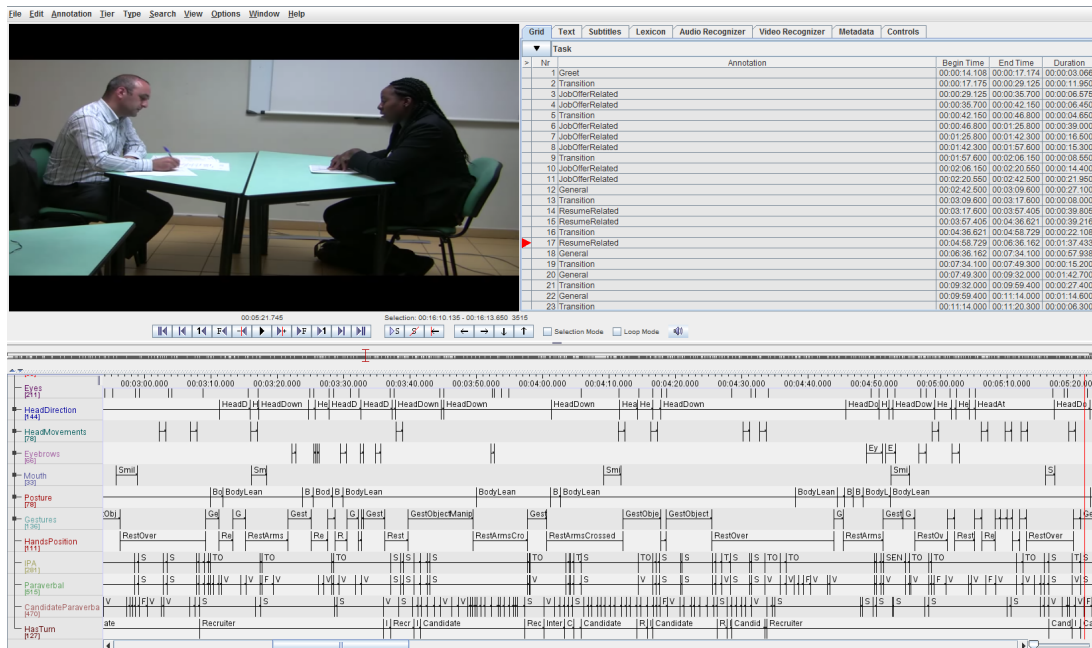


Figure 3: Video of the study in the Elan (Wittenburg et al., 2006) annotation environment

to our task and our corpus (*e.g.* by removing any types of annotations we cannot extract from the videos, such as subtle facial expressions). We used Praat (Boersma and Weenink, 2001) for the annotation of the audio stream and the Elan annotation tool (Wittenburg et al., 2006) for the visual annotations. A single annotator annotated the three videos. To measure the reliability of the coding, three minutes of video were randomly chosen and annotated a second time one month after the first annotation effort, and we computed Cohen’s kappa score between the two annotations. It was found to be satisfactory for all modalities ( $\kappa \geq 0.70$ ), except for the eyebrow movements ( $\kappa \geq 0.62$ ), which low score can be explained by the high camera-dyad distance making detection difficult. The highest scores were for gaze ( $\kappa \geq 0.95$ ), posture ( $\kappa \geq 0.93$ ) and gestures ( $\kappa \geq 0.80$ ). This annotation processes amounted to 8012 annotations for the 3 videos. The para-verbal category has the highest count of annotations, between 483 to 1088 per video. On non-verbal annotations, there were 836 annotations of gaze direction, 658 head directions, 313 gestures, 281 head movements, 245 hands positions, 156 eyebrow movements and 91 smiles. Important differences in behavior tendencies exist between recruiters: for instance the first recruiter performed many posture shifts: 5.6 per minute, to compare with 2.2 for the second recruiter and

0.6 for the third one. The second recruiter smiles much less than the others: 0.4 smiles per minute versus 2.4 per minute for both the first and third recruiters.

As the interpersonal stance of the recruiters varies through the videos, we chose to use GTrace, successor to FeelTrace (Cowie et al., 2011). GTrace is a tool that allows for the annotation of continuous dimensions over time. Users have control over a cursor displayed on an appropriate scale alongside a playing video. The position of the cursor is sampled over time, and the resulting sequence of cursor positions is known as trace data. We adapted the software for the interpersonal stance dimensions we considered. Though the software allows for the annotation of two dimensions at a time using a bi-dimensional space, we constrained it to a single dimension to make the annotation task slightly easier. We asked 12 persons to annotate the videos. Each annotator had the task of annotating one dimension for one video, though some volunteered to annotate more videos. As the videos are quite long, we allowed them to pause whenever they felt the need to. With this process, we collected two to three annotation files per attitude dimension per video. While evaluating inter-rater agreement is a simple task when analyzing discrete labels (*e.g.* two people assign the same class to an item), it is not as straight-

forward when dealing with trace data (Metallinou and Narayanan, 2013), though recently new approaches to this problem have been proposed (Cowie and McKeown, 2010). Similarly to previous experiments on trace data annotation of emotions, we found that raters agreed more on how attitude values varied (*i.e.* when attitudes raises or falls), than on actual absolute values.

Similarly to (Cowie and McKeown, 2010), we averaged attitude values in bins of 3 seconds. We then computed the reliability of different annotations by computing Cronbach’s  $\alpha$ , using the variation values from one bin to the next. Cronbach’s  $\alpha$  value was found to be generally average ( $\alpha = 0.489$ ), with the highest video scoring  $\alpha = 0.646$ . We believe these values to be acceptable for our purposes, considering Cronbach’s  $\alpha$  is likely to produce lower scores on annotations continuous both in time and in value, and that the sequence mining process we propose (described in Section 5) provides a natural way of discarding the time segments where annotators were not agreeing. Indeed the non-verbal signals sequences contained in these segments will be distributed for different types of attitude variations, and therefore will not be very frequent before any particular attitude variation. However, the sequence mining algorithm we use relies on frequency to extract meaningful non-verbal signals sequence, which means that the time segments where annotators do not agree will not contribute to making some non-verbal signals sequences more frequent.

In a nutshell, the corpus has been annotated at two levels: the non-verbal behavior of the recruiters and their expressed stances. Our next step was to identify the correlations between the non-verbal behaviors and the interpersonal stances. As a first step, we have focused on the non-verbal signals sequences expressed by the recruiters when they are speaking (*i.e.* at the *Sentence* level, Section 3). In the next section, we describe a method for extracting knowledge about non-verbal behavior sequences from the multimodal corpora.

## 5 Investigating non-verbal behavior sequences

A number of tools and techniques exist for the systematic analysis of sequences of events in sequential data. Traditional sequence analysis (Bakeman and Quera, 2011) techniques typically re-

volve around the computation of simple contingency tables measuring the occurrence of one type event of event after another one. Such methods are not well suited to longer sequences of events (*i.e.* made of more than 2 events) and to cases where noise can happen (*i.e.* behaviors irrelevant to a particular sequence that can happen in the middle of it). Magnusson proposed the concept of *T-patterns* (Magnusson, 2000), sequences of events occurring in the same order with “relatively invariant” temporal patterns between events. The THEME software automatically detects *T-patterns* and was used in (With and Kaiser, 2011) to detect characteristic sequences of signals for emotion expression. Finally, *sequence mining* techniques have been widely used in task such as protein classification (Ferreira and Azevedo, 2005), and recent work has used this technique to find sequences correlated with video game players’ emotions such as frustration (Martínez and Yannakakis, 2011).

In order to extract significant sequences of non-verbal signals conveying interpersonal stances from our corpus, we use a *frequent sequence mining* technique. To the best of our knowledge, this technique has not yet been applied to analyse sequences of non-verbal signals. In the following part, we describe the procedure used to mine frequent sequences in our corpus, and we then describe the result of applying this procedure on our data.

### 5.1 Applying sequence mining to our multimodal corpus

To apply the frequent sequence mining technique to our data, we proceed through the following six steps.

The first step consists of parsing the non-verbal annotations files, coded in the ELAN format, filtering the annotation modalities and time segments to investigate (*e.g.* we only consider here behavior sequences while speaking, therefore we discard the segments when the recruiter is listening) and converting every interaction’s annotations into a list containing all the non-verbal behaviors in a sequence.

The second step’s objective is to find events to segment the interactions: indeed, frequent sequence mining techniques require a dataset of sequences. In our case, our data consists of 3 continuous interactions. Since we investigate which

sequences of signals convey stances, we decide to segment the full interactions with attitude variation events: *attitude variation events* are the timestamps where an attitude dimension begins to vary. To this end, we parse the attitude annotations files, smoothe them and find the timestamps where the annotated attitude dimension starts to vary. More details can be found in (Chollet et al., 2013).

We found that the attitude variation events in our data came with a wide range of values, *i.e.* in some cases the annotators moved the cursor a lot, indicating he annotators perceived a strong change in the recruiters’ stance from the recruiter’s behavior, while sometimes the cursor movements were more subtle. We chose to differentiate between small and strong attitude dimension variations, therefore we used a clustering technique to identify the 4 clusters corresponding to small increases, strong increases, small decreases and strong decreases. To this end, we used a K-means clustering algorithm with  $k = 4$ .

The fourth step consists of segmenting the full interaction sequences with the attitude variations events obtained from step 2. Following this procedure, we obtain 219 segments preceding dominance variations and 245 preceding friendliness variations. We found dominance segments to be longer in duration, averaging at 12.7 seconds against 8.3 for friendliness segments. These two sets are split further depending on which cluster the attitude variation event belongs to. For instance, we have 79 segments leading to a large drop in friendliness, and 45 segments leading to a large increase in friendliness (see Table 1).

Step five consists of applying the frequent sequence mining algorithm to each set of segments. We used the commonly used Generalized Sequence Pattern (GSP) frequent sequence mining algorithm described in (Srikant and Agrawal, 1996). The GSP algorithm requires as an input a minimum support, *i.e.* the minimal number of times that a sequence has to be present to be considered frequent, and its output is a set of sequences along with their support. For instance, using a minimum support of 3, every sequence that is present at least 3 times in the data will be extracted. The GSP algorithm based on the *Apriori* algorithm (Agrawal and Srikant, 1994): first, it identifies the frequent individual items in the data and then extends them into larger sequences itera-

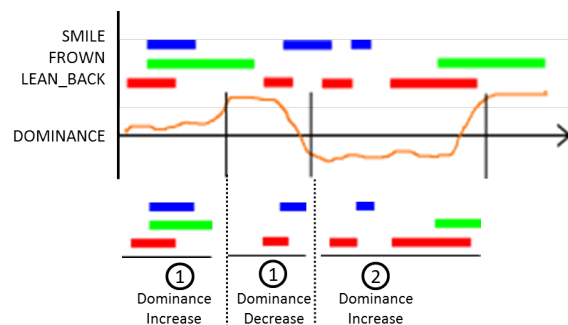


Figure 4: Step 1 through 4 consist of pre-processing the data before performing sequence mining. Attitude variations events are detected and used to segment the non-verbal behavior stream. The result is a set of non-verbal behavior segments for each type of attitude variation event.

tively, pruning out the sequences that are not frequent enough anymore.

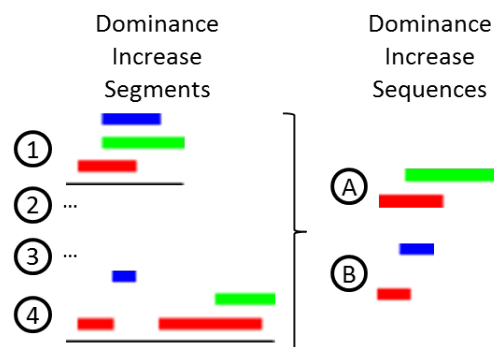


Figure 5: This figure illustrates the data mining process. All the segments for a given type of attitude variation event (here, an increase in dominance) are gathered. The result of the *GSP* algorithm is the set of sequences along with their support

However, the support is an insufficient measure to analyse how a sequence is characteristic of a type of attitude variation event. For instance, having the gaze move away and back to the interlocutor happens very regularly in an interaction. Thus it will happen very often before all types of attitude variation events (*i.e.* it will have a high support), even though it is not sure that it characteristic of any of them. The objective of step 6 is to compute *quality measures* to assess whether a sequence is really characteristic of a type of attitude variation events. Based on (Tan et al., 2005), we choose to compute *confidence* and *lift* quality mea-

Variation type	Cluster Center	Segment Count	Frequent Sequences
Friendliness Large Increase	0.34	68	86
Friendliness Small Increase	0.12	66	72
Friendliness Small Decrease	-0.11	77	104
Friendliness Large Decrease	-0.32	36	67
Friendliness Total		247	329
Dominance Large Increase	0.23	49	141
Dominance Small Increase	0.09	66	244
Dominance Small Decrease	-0.13	80	134
Dominance Large Decrease	-0.34	24	361
Dominance Total		219	879

Table 1: Description of results for each attitude variation type

asures for every sequence. The confidence represents how frequently a sequence is found before a particular type of attitude variation event. The lift represents how more frequently the sequence occurs before a type of attitude variation event than in other cases (the higher the value, the more likely it is that there is dependence between the sequence and the attitude variation).

In the next part, we describe the sequences we extracted when applying this procedure to our corpus.

## 5.2 Results

As a first step, we wanted to get a glimpse at which kinds of non-verbal signals were more frequent in the extracted sequences of the different attitude variation types. For this purpose, we performed Student T-tests, comparing the number of occurrences of each signal type for the different types of attitude variations. Note that this is not meant as a complete analysis of the extracted sequences, but rather as an exploration of the types of signals most present in these sequences.

We found smiles to be significantly more common before large increases in friendliness than in all other cases (Small increase:  $p = 0.005 < 0.05$ , small decreases  $p = 0.001 < 0.05$ , large decreases  $p = 0.011 < 0.05$ ). Head nods happened significantly more often before large increases in friendliness than large decreases ( $p = 0.026 < 0.05$ ). The same was found for head shakes, which appeared more before large increases in friendliness than small decreases ( $p = 0.023 < 0.05$ ) or large decreases ( $p = 0.024 < 0.05$ ). Lean-

ing towards the candidate was found to be more common before small increases in dominance than large decreases ( $p = 0.013 < 0.05$ ). Similarly, adopting a straight posture was more common before small increases in dominance, compared to small decreases ( $p = 0.040 < 0.05$ ) and large decreases ( $p = 0.001 < 0.05$ ). A head averted sideways was found to be more common before small increases in dominance than before large decreases ( $p = 0.019 < 0.05$ ). The same was found for crossing the arms ( $p = 0.044 < 0.05$ ).

To obtain a reasonable number of potentially relevant sequences, we have chosen to only identify the sequences present in our corpus at least 10 times (using a large minimum support would yield very few sequences, while a small minimum support would yield a very large number of sequences). The output of the GSP algorithm with a minimal support of 10 occurrences is a set of 879 sequences for dominance variations, and a set of 329 sequences for friendliness variations (see table 1). In average we found friendliness sequences to contain 2,91 signals, and dominance sequences to contain 3,58 signals.

In table 2 we show the top scoring (*i.e.* highest *Lift* score) extracted sequences for every attitude variation type found using this process. The *Sup* column corresponds to the support of the sequence and the *Conf* column to the confidence of the sequence. We have integrated the extracted sequences in an animation module for our ECA platform. Our next step consists of conducting user perceptive tests to validate that the sequences displayed by the virtual agent convey the expected attitude.

## 6 Conclusion

The complexity of non-verbal behavior expression and interpersonal stance perception in specific contexts motivates the use of a framework that considers all perspectives of behavior interpretation, and of a multimodal corpus as ground truth. We have proposed a multi-layer framework to handle the complexity of interpersonal stances expression and we annotated videos of job interview enactments. We presented a knowledge extraction method for non-verbal behavior sequences based on a data mining technique. Our future work consists of validating that the extracted sequences convey the appropriate interpersonal stance when



Sequence	Attitude Variation	Sup	Conf	Lift
BodyStraight -> HeadDown	Friendliness Large Decrease	0.016	0.4	2.74
HeadDown -> HeadAt -> GestComm -> HandsTogether	Friendliness Small Decrease	0.032	0.72	2.33
HeadAt -> HeadSide	Friendliness Small Increase	0.028	0.54	2.02
Smile	Friendliness Large Increase	0.061	0.52	1.88
GestComm -> HeadDown -> HeadAt -> HeadDown	Dominance Large Decrease	0.028	0.42	3.80
HeadDown -> HeadAt -> HeadDown -> HandsTogether	Dominance Small Decrease	0.041	0.75	2.05
HeadAt -> ObjectManipulation -> HandsOverTable	Dominance Small Increase	0.037	0.67	2.21
HeadDown -> EyebrowUp	Dominance Large Increase	0.022	0.45	2.03

Table 2: Top scoring sequences for each attitude variation event

expressed by a virtual agent.

## Acknowledgment

This research has been partially supported by the European Community Seventh Framework Program (FP7/2007-2013), under grant agreement no. 288578 (TARDIS).

## References

- R. Agrawal and R. Srikant. 1994. Fast algorithms for mining association rules in large databases. In *Proceedings of the 20th International Conference on Very Large Data Bases, VLDB '94*, pages 487–499, San Francisco, CA, USA. Morgan Kaufmann Publishers Inc.
- J. Allwood, S. Kopp, K. Grammer, E. Ahlsen, E. Oberzaucher, and M. Koppensteiner. 2007. The analysis of embodied communicative feedback in multimodal corpora: a prerequisite for behavior simulation. *Language Resources and Evaluation*, 41:255–272.
- M. Argyle. 1988. *Bodily Communication*. University paperbacks. Methuen.
- R. Bakeman and V. Quera. 2011. *Sequential Analysis and Observational Methods for the Behavioral Sciences*. Cambridge University Press.
- D. Ballin, M. Gillies, and B. Crabtree. 2004. A framework for interpersonal attitude and non-verbal communication in improvisational visual media production. In *1st European Conference on Visual Media Production*.
- E. Bevacqua, E. Sevin, S. J. Hyniewska, and C. Pelachaud. 2012. A listener model: introducing personality traits. *Journal on Multimodal User Interfaces*, 6(1-2):27–38.
- T. W. Bickmore and R. W. Picard. 2005. Establishing and maintaining long-term human-computer relationships. *ACM Trans. Comput.-Hum. Interact.*, 12(2):293–327, June.
- P. Boersma and D. Weenink. 2001. Praat, a system for doing phonetics by computer. *Glott International*, 5(9/10):341–345.
- J. K. Burgoon, D. B. Buller, J. L. Hale, and M. A. de Turck. 1984. Relational Messages Associated with Nonverbal Behaviors. *Human Communication Research*, 10(3):351–378.
- A. Cafaro, H. H. Vilhjálmsón, T. Bickmore, D. Heylen, K. R. Jóhannsdóttir, and G. S. Valgarðsson. 2012. First impressions: users’ judgments of virtual agents’ personality and interpersonal attitude in first encounters. In *Proceedings of the 12th international conference on Intelligent Virtual Agents, IVA' 12*, pages 67–80, Berlin, Heidelberg. Springer-Verlag.
- D. R. Carney, J. A. Hall, and L. S. LeBeau. 2005. Beliefs about the nonverbal expression of social power. *Journal of Nonverbal Behavior*, 29(2):105–123.
- M. Chollet, M. Ochs, and C. Pelachaud. 2012. Interpersonal stance recognition using non-verbal signals on several time windows. In *Workshop Affect, Compagnon Artificiel, Interaction*.
- M. Chollet, M. Ochs, and C. Pelachaud. 2013. A multimodal corpus approach to the design of virtual recruiters. In *Workshop Multimodal Corpora, Intelligent Virtual Agents*, pages 36–41.
- R. Cowie and G. McKeown. 2010. Statistical analysis of data from initial labelled database and recommendations for an economical coding scheme.
- R. Cowie, C. Cox, J.-C. Martin, A. Batliner, D. Heylen, and K. Karpouzis. 2011. *Issues in Data Labelling*. Springer-Verlag Berlin Heidelberg.
- P. Ekman and V. Friesen. 1977. *Manual for the Facial Action Coding System*. Palo Alto: Consulting Psychologists Press.
- S. Escalera, O. Pujol, P. Radeva, J. Vitria, and M. Anguera. 2010. Automatic detection of dominance and expected interest. *EURASIP Journal on Advances in Signal Processing*, 2010(1):12.

- P. G. Ferreira and P. J. Azevedo. 2005. Protein sequence classification through relevant sequence mining and bayes classifiers. *Progress in Artificial Intelligence*, 3808:236–247.
- D. Keltner. 1995. Signs of appeasement: Evidence for the distinct displays of embarrassment, amusement, and shame. *Journal of Personality and Social Psychology*, 68:441–454.
- M. LaFrance. 1982. Posture mirroring and rapport. In M. Davis, editor, *Interaction Rhythms: Periodicity in Communicative Behavior*, pages 279–299. New York: Human Sciences Press.
- J. Lee and S. Marsella. 2011. Modeling side participants and bystanders: The importance of being a laugh track. In *Proceedings of the 10th International Conference on Intelligent Virtual Agents, IVA'11*, pages 240–247, Berlin, Heidelberg. Springer-Verlag.
- M. S. Magnusson. 2000. Discovering hidden time patterns in behavior: T-patterns and their detection. *Behavior Research Methods, Instruments, Computers*, 32:93–110.
- H. P. Martínez and G. N. Yannakakis. 2011. Mining multimodal sequential patterns: a case study on affect detection. In *Proceedings of the 13th international conference on multimodal interfaces, ICMI '11*, pages 3–10, New York, NY, USA. ACM.
- A. Metallinou and S. Narayanan. 2013. Annotation and processing of continuous emotional attributes: Challenges and opportunities. In *Automatic Face and Gesture Recognition*, pages 1–8.
- K. Prepin, M. Ochs, and C. Pelachaud. 2013. Beyond backchannels: co-construction of dyadic stance by reciprocal reinforcement of smiles between virtual agents. In *International Conference CogSci (Annual Conference of the Cognitive Science Society)*.
- B. Ravenet, M. Ochs, and C. Pelachaud. 2013. From a user-created corpus of virtual agent’s non-verbal behaviour to a computational model of interpersonal attitudes. In *International Conference on Intelligent Virtual Agent (IVA2013)*.
- K. R. Scherer. 2005. What are emotions? and how can they be measured? *Social Science Information*, 44:695–729.
- R. Srikant and R. Agrawal. 1996. Mining sequential patterns: Generalizations and performance improvements. *Advances in Database Technology*, 1057:1–17.
- P. Tan, M. Steinbach, and V. Kumar. 2005. *Introduction to Data Mining,(First Edition)*. Addison-Wesley Longman Publishing Co., Inc., Boston, MA, USA.
- S. With and W. S. Kaiser. 2011. Sequential patterning of facial actions in the production and perception of emotional expressions. *Swiss Journal of Psychology*, 70(4):241–252.
- P. Wittenburg, H. Brugman, A. Russel, A. Klassmann, and H. Sloetjes. 2006. Elan: a professional framework for multimodality research. In *In Proceedings of Language Resources and Evaluation Conference (LREC)*.