



HAL
open science

Rheology of sheared suspensions of rough frictional particles

Stany Gallier, Elisabeth Lemaire, François Peters, Laurent Lobry

► **To cite this version:**

Stany Gallier, Elisabeth Lemaire, François Peters, Laurent Lobry. Rheology of sheared suspensions of rough frictional particles. *Journal of Fluid Mechanics*, 2014, 757, pp.514-549. hal-01069828

HAL Id: hal-01069828

<https://hal.science/hal-01069828>

Submitted on 30 Sep 2014

HAL is a multi-disciplinary open access archive for the deposit and dissemination of scientific research documents, whether they are published or not. The documents may come from teaching and research institutions in France or abroad, or from public or private research centers.

L'archive ouverte pluridisciplinaire **HAL**, est destinée au dépôt et à la diffusion de documents scientifiques de niveau recherche, publiés ou non, émanant des établissements d'enseignement et de recherche français ou étrangers, des laboratoires publics ou privés.

Rheology of sheared suspensions of rough frictional particles

STANY GALLIER^{1,2,†}, ELISABETH LEMAIRE²,
FRANCOIS PETERS² AND LAURENT LOBRY²

¹SAFRAN-Herakles, Le Bouchet Research Center, 91710 Vert le Petit, France

²Laboratory of Condensed Matter Physics (LPMC, UMR 6622), University of Nice, Parc Valrose, 06108 Nice, France

(Received ?; revised ?; accepted ?. - To be entered by editorial office)

This paper presents three-dimensional numerical simulations of non-Brownian concentrated suspensions in a Couette flow at zero Reynolds number using a fictitious domain method. Contacts between particles are modelled using a DEM-like approach (Discrete Element Method), which allows for a more physical description, including roughness and friction. This work emphasizes the effect of friction between particles and its role on rheological properties, especially on normal stress differences. Friction is shown to notably increase viscosity and second normal stress difference $|N_2|$ and decrease $|N_1|$, in better agreement with experiments. The hydrodynamic and contact contributions to the overall particle stress are particularly investigated. This shows that the effect of friction is mostly due to the additional contact stress since the hydrodynamic stress remains unaffected by friction. Simulation results are also compared with experiments, such as normal stresses or effective friction coefficient $\mu(I_v)$, and the agreement is improved when friction is accounted for. This suggests that friction is operative in actual suspensions.

Key words:

1. Introduction

Concentrated suspensions of small particles in low Reynolds number flows are ubiquitous in industry (food transport, cosmetic products, civil engineering, to mention but a few) as well as in biological or natural flows (blood, mud or lava flows). Fresh concrete or uncured solid rocket fuel are two examples of industrial concentrated suspensions in which a very high particle volume fraction is desired while keeping correct rheological properties and flowing behaviour. Such dense suspensions do exhibit an intricate physics which is hitherto far from being understood completely. This complexity partly arises from the wide variety of interactions between particles : Brownian, colloidal, hydrodynamic, frictional or collisional (see Coussot & Ancey (1999) for a review on those different regimes) as well as from the physical properties of particles (roughness, shape, size distribution,...). Even the case of non-Brownian non-colloidal single-sized spherical particles embedded in a Newtonian fluid – which will be the system investigated in this study – is likely to show complex non-Newtonian behaviours (Stickel & Powell 2005; Morris 2009).

The rheological behaviour of non-Brownian suspensions was initially described by an effective suspension viscosity η_s , and considerable effort focused on determining this viscosity as a function of particle volume fraction ϕ . Experimental studies have confirmed

† Email address for correspondence: stany.gallier@herakles.com

that suspension viscosity η_s increases with ϕ and diverges as ϕ approaches a maximal fraction ϕ_m about 0.6 (Ovarlez *et al.* 2006). Despite some differences among the various experimental results, the relation between viscosity and particle volume fraction is now reasonably well documented (Stickel & Powell 2005). By contrast, the normal stresses Σ_{xx} , Σ_{yy} , and Σ_{zz} (where x , y , and z refer to the direction of velocity, velocity gradient, and vorticity, respectively) are much less studied and available results are still controversial. From experiments in parallel-plate and Couette geometries, Zarraga *et al.* (2000) measured negative normal stress differences $N_1 = \Sigma_{xx} - \Sigma_{yy}$ and $N_2 = \Sigma_{yy} - \Sigma_{zz}$ with similar dependence on the volume fraction. The second normal stress difference $|N_2|$ is found to be larger than $|N_1|$ with $N_2/N_1 \approx 3.6$. Later measurements by Singh & Nott (2003) using similar devices have confirmed that N_1 and N_2 are both negative but with a ratio N_2/N_1 which depends on ϕ . Dai *et al.* (2013) used a combination of a parallel-plate rheometer and the open semi-circular trough method to measure N_1 and N_2 . They found a good agreement with previous works with negative normal stress differences and $|N_1| \ll |N_2|$. Those three studies measured negative normal stress differences with $|N_1|$ smaller than $|N_2|$. On the contrary, some recent experimental works have obtained very different results, especially on the magnitude of $|N_1|$. By studying the deformation of the free surface of a suspension flowing in a narrow inclined channel, Couturier *et al.* (2011) concluded that N_1 was very small compared to N_2 and within the experimental uncertainty, they were unable to determine the sign of N_1 . Likewise, a detailed experimental study by Dbouk *et al.* (2013) using a parallel-plate geometry has found this time that N_1 is positive over the entire range of volume fraction investigated $0.2 \leq \phi \leq 0.47$. The value of N_2 however remains as in the other studies. Numerical simulations of concentrated suspensions using Stokesian Dynamics (Sierou & Brady 2002) or Force-Coupling Method (Yeo & Maxey 2010a) show that N_1 and N_2 are both negative with $N_1 \approx N_2$, which actually does not match any experiments.

Numerical simulation is instrumental in shedding light on the complex physics of suspensions. Among the most widely employed method for low Reynolds number suspensions is the Stokesian Dynamics (SD) (Bossis & Brady 1984; Brady & Bossis 1985, 1988). SD has provided among the most relevant results in the field of suspensions (Drazer *et al.* 2002, 2004; Sierou & Brady 2002). This technique resembles a molecular dynamics method in which the driving forces are the hydrodynamic interactions, possibly complemented with Brownian or collisional forces. Hydrodynamic interactions are written as a truncated multipole expansion and further split into a far-field multi-body contribution and near-field lubrication contribution. Another popular method relevant to low Reynolds number suspension flows is the Force-Coupling Method (FCM) (Maxey & Patel 2001; Lomholt & Maxey 2003; Yeo & Maxey 2010c,a,b). Similarly, hydrodynamic interactions are written using a multipole expansion in which the standard Dirac delta function is replaced by a localized force envelope. The latter is incorporated as a body-force in the Stokes equations that are subsequently solved using classical flow solvers. More recently, Direct Numerical Simulations (DNS) have emerged as a valuable alternative to the aforementioned SD and FCM methods, such as Lattice-Boltzmann methods (Ladd 1994a,b; Ladd & Verberg 2001) or fictitious domain methods (Glowinski *et al.* 1998, 2001; Gallier *et al.* 2014; Wachs 2009; Yu & Shao 2007). Because they directly solve the governing equations (Navier-Stokes or Stokes equations) without any further assumptions other than numerical approximations, they are more general and appropriate to deal with inertial flows, arbitrary-shaped particles or non-Newtonian fluid. For any methods however, dealing with concentrated suspensions requires a detailed modelling of lubrication forces since the average separation distance becomes extremely small. Lubrication forces arise between particles in near-contact because of the draining of interstitial fluid in the gap,

and are known to be singular in the limit of touching particles. Consequently, lubrication-induced dissipation increases and modifies the rheology of suspensions. A last essential physical ingredient for accurate simulations of suspension is the modelling of collisions, or contacts, between particles. Contacts inevitably occur in concentrated stokesian suspensions despite lubrication because of particle roughness. It is now well-accepted that contacts are responsible for fore-aft asymmetry and non-zero normal stress differences. They are also the source of irreversibility and chaos in sheared suspensions (Metzger & Butler 2010; Metzger *et al.* 2013).

As stressed previously, there is a large discrepancy between experiments on N_1 and N_2 , but also between experiments and simulations, and this has not received much attention so far. On the other hand, normal stresses are crucial since they determine the migration of particles in suspensions subjected to an inhomogeneous shear field (Nott & Brady 1994; Mills & Snabre 1995; Morris & Boulay 1999; Nott *et al.* 2011; Lhuillier 2009). This paper therefore intends to address this issue by considering numerical simulations of suspensions accounting for friction and roughness. Friction implies an additional tangential force during contact that is likely to alter normal stresses. Using Stokesian Dynamics simulations, Sierou & Brady (2002) investigated the effect of sliding friction on the rheological behaviour of a concentrated suspension at $\phi=0.4$ and showed that friction slightly changes the microstructure which, in turn, modifies N_1 and N_2 . For a friction coefficient $\mu_d=0.5$, they noticed an overall 50 % reduction in $|N_1|$ and a similar increase in $|N_2|$ as well as a moderate rise in the suspension viscosity η_s (about 10 %). The study was however limited to a single volume fraction and the model used was deliberately simple (for instance, particles are supposed to slip irrespective of the magnitude of the normal force). This effect of friction was also confirmed by Wilson & Davis (2002); Davis *et al.* (2003) who reported a moderate effect of friction with a slight increase in the viscosity and decrease in $|N_1|$. The friction coefficient is known to depend strongly on normal force, surface roughness, etc. and this could possibly explain the discrepancy between experiments. Note that friction is also believed to play a major role in jamming and discontinuous shear-thickening (Seto *et al.* 2013; Wyart & Cates 2014). A second potential cause for the noted scatter in normal stresses is the presence of particle roughness. Particles are never perfectly smooth and a dimensionless roughness height of about $10^{-3} \sim 10^{-2}$ is generally reported (Smart & Leighton 1989). Such surface asperities promote an early contact and impose the surface-to-surface separation between particles and the magnitude of lubrication stress consequently. Surface roughness can therefore significantly modify the rheological properties and the microstructure of suspensions, as confirmed by many numerical studies (Sierou & Brady 2002; Drazer *et al.* 2002, 2004; DaCunha & Hinch 1996). Theoretical studies in dilute regimes show that large roughness can decrease viscosity as well as increase $|N_1|$ and $|N_2|$ (Wilson 2005; Wilson & Davis 2002; Davis *et al.* 2003; Zarraga & Leighton Jr 2001). Zarraga & Leighton Jr (2001) found for small roughness that $|N_1| > |N_2|$ due to a depletion of particles in the extension quadrant. The effect is reversed for large roughness due to the additional stress induced by contact forces and N_2 becomes the prevailing normal stress difference. In dense regimes however, Stokesian Dynamics simulations from Wilson & Davis (2002) attested that $|N_1|$ decreased with increasing roughness height, which suggests that the role of roughness is not completely understood so far.

This paper intends to contribute to the physics of sheared non-Brownian suspensions with emphasis on rheology – especially normal stress differences – using numerical simulations. We aim at providing insights that could help understand the discrepancy between computations and experiments as well as between experiments themselves. The study specifically addresses the role of friction forces between particles. In present work, we

make use of a fictitious domain approach as detailed in Gallier *et al.* (2014). Our method explicitly solves long-range hydrodynamics and incorporates a modelling of lubrication interactions as well as DEM (Discrete Element Method)-based contact forces. This allows for a straightforward implementation of tangential friction forces or particle roughness. Section 2 presents a brief description of the fictitious domain approach used. In section 3, we consider the simulation of a pair of particles in a shear flow with an eye to demonstrating that friction and roughness are correctly modelled. Section 4 presents suspension simulation results in a Couette geometry and highlights the important role of friction forces during contact.

2. DNS simulation : fictitious domain method

This section briefly describes the numerical method used ; more details can be found in a previous paper (Gallier *et al.* 2014). In a fictitious domain method, solid particles are supposed to be filled with a fluid having the same properties as the actual fluid. From a computational viewpoint, this means that a classical fluid problem is solved in the whole domain. Particles are thus considered as some regions of the fluid constrained to have a rigid body motion.

2.1. Governing equations

Let \mathcal{D} be the whole computational domain including a fluid domain \mathcal{D}_f and a solid particle domain \mathcal{D}_p with $\mathcal{D} = \mathcal{D}_f \oplus \mathcal{D}_p$. The solid domain is made up of particles \mathcal{P} that are supposed to be rigid and homogeneous. In this study, the fluid is assumed incompressible and Newtonian and is governed by the Stokes equations (although Navier-Stokes can also be readily considered). Mass and momentum conservation equations are written in the whole domain \mathcal{D} and read

$$\nabla \cdot \mathbf{u} = 0 \quad (2.1)$$

$$\nabla \cdot \Sigma + \rho \boldsymbol{\lambda} = 0 \quad (2.2)$$

where ρ and \mathbf{u} are the fluid density and velocity, respectively, while $\boldsymbol{\lambda}$ is a momentum forcing term used to enforce the rigid body motion inside particles. Consequently, $\boldsymbol{\lambda}$ is non-zero in the particle domain \mathcal{D}_p and zero elsewhere. For a Newtonian fluid, the stress tensor Σ reads

$$\Sigma = -pI + 2\eta E \quad (2.3)$$

where p is the pressure, η the fluid viscosity and E the rate-of-strain tensor $E = \frac{1}{2}(\nabla \mathbf{u} + \nabla \mathbf{u}^T)$. The fluid velocity inside each particle must comply with a rigid body motion, so that

$$\mathbf{u} = \mathbf{U} + \boldsymbol{\Omega} \times (\mathbf{x} - \mathbf{x}_g) \quad \text{in } \mathcal{D}_p \quad (2.4)$$

where \mathbf{U} and $\boldsymbol{\Omega}$ stand for the particle translational and rotational velocities and \mathbf{x}_g is the position of the centre of gravity of the particle.

Particle motion is given by Newton's equations. Assuming spherical particles and neglecting inertia, they read

$$\mathbf{F}^h + \mathbf{F}^c + \mathbf{F}^e = 0 \quad (2.5)$$

$$\mathbf{T}^h + \mathbf{T}^c + \mathbf{T}^e = 0 \quad (2.6)$$

where forces \mathbf{F} and torques \mathbf{T} are decomposed into their hydrodynamic part (h), contact part (c) and external part (e) that includes any external forces, such as gravity. In absence

of inertia, hydrodynamic interactions can be defined as (Gallier *et al.* 2014; Yu & Shao 2007)

$$\mathbf{F}^h = -\rho \int_{\mathcal{P}} \boldsymbol{\lambda} \, d\mathbf{x} \quad (2.7)$$

$$\mathbf{T}^h = -\rho \int_{\mathcal{P}} (\mathbf{x} - \mathbf{x}_g) \times \boldsymbol{\lambda} \, d\mathbf{x} \quad (2.8)$$

Contact forces and torques are modelled as usually in Discrete Element Method (DEM), as addressed in a subsequent section.

2.2. Numerical procedure

The system Eq. (2.1)-(2.8) forms the set of governing equations to be solved. A fractional-step time scheme is used to decouple this system into two sub-problems. The first sub-problem Eq. (2.1)-(2.3) is a standard fluid problem. It is solved using finite differences on a staggered Cartesian grid and incompressible equations are then resolved by a standard projection method (Chorin 1968) with implicit time-stepping for the diffusive terms (Crank-Nicolson scheme). The resulting linear systems are inverted using a geometric multigrid technique. At each iteration n , solving this fluid sub-problem yields the new fluid velocity \mathbf{u}^{n+1} and pressure p^{n+1} .

The particle sub-problem Eq. (2.4)-(2.8) consists in enforcing the rigid body motion inside particles, as well as updating the new forcing term $\boldsymbol{\lambda}^{n+1}$ and eventually computing particle velocities. Details are skipped in the frame of this overview and may be found in Gallier *et al.* (2014). Once particle velocities are known, their position can be tracked by solving

$$\frac{d\mathbf{X}}{dt} = \mathbf{U} \quad (2.9)$$

where \mathbf{X} and \mathbf{U} are the vectors of particle positions and velocities, respectively. This equation is solved using a second-order Adams-Bashforth scheme.

2.3. Lubrication correction

Lubrication forces play a major role in the rheology of concentrated suspensions. Since they are very short-range in nature, they can usually not be fully resolved with the typical grids used in the numerical model and they consequently require an *ad hoc* model. Our lubrication model rests on the ideas already used in SD (Brady & Bossis 1988; Durlofsky *et al.* 1987) and FCM (Yeo & Maxey 2010a).

Let us consider a system of N_p spherical particles suspended in a linear Stokes flow and let \mathbf{U} be the $6N_p$ vector of translational/rotational velocities $\mathbf{U} = (\mathbf{U}, \boldsymbol{\Omega})^T$ and $\mathcal{F} = (\mathbf{F}, \mathbf{T})^T$ the $6N_p$ vector of hydrodynamic forces/torques exerted by the fluid on the particles. Due to the linearity of the Stokes equations, there are linear relations between the forces/torques and the flow parameters, and the velocities of particles can be written in resistance form as (Kim & Karrila 1991)

$$\mathcal{F} = R_{FU} \cdot (\mathbf{U}_\infty - \mathbf{U}) + R_{FE} : \mathbf{E}_\infty \quad (2.10)$$

The key idea is to split the resistance matrix describing the hydrodynamic interactions into long-range interactions – explicitly resolved by the numerical model – and a short-range lubrication contribution that can not be resolved numerically since it is subgrid

$$R \approx \tilde{R} + R^{sub} \quad (2.11)$$

where the tilde ($\tilde{\cdot}$) denotes the explicitly resolved part and the superscript *sub* refers to the subgrid unresolved part of the interaction. It can be shown that the actual lubrication-corrected particle velocity \mathbf{U} can be obtained from the numerically resolved velocity $\tilde{\mathbf{U}}$ by adding in the numerical procedure an external force \mathcal{F}_{lub} given as (Gallier *et al.* 2014)

$$\mathcal{F}_{lub} = R_{FU}^{sub} \cdot (\mathbf{U}_\infty - \mathbf{U}) + R_{FE}^{sub} : E_\infty \quad (2.12)$$

This force/torque represents the portion of hydrodynamic interactions that can not be resolved by the numerical approach and is directly included in Eq. (2.5)-(2.6) as an external force and torque. The subgrid resistance matrices R_{FE}^{sub} and R_{FU}^{sub} are computed by subtracting the two-body resistance matrix \tilde{R}^{2B} – obtained numerically on two-sphere configurations – from the exact theoretical two-sphere resistance matrices R_{theo}^{2B} known from lubrication theory (Kim & Karrila 1991). For a many-particle system, matrices R^{sub} are constructed assuming a pairwise additivity of forces.

The hydrodynamic stresslet S^h is corrected from lubrication as well using a similar procedure. The deviatoric stresslet is written in resistance form as

$$S^h = R_{SU} \cdot (\mathbf{U}_\infty - \mathbf{U}) + R_{SE} : E_\infty \quad (2.13)$$

and is similarly decomposed into a resolved and a subgrid part

$$S^h = \tilde{S} + R_{SU}^{sub} \cdot (\mathbf{U}_\infty - \mathbf{U}) + R_{SE}^{sub} : E_\infty \quad (2.14)$$

where \tilde{S} corresponds to the resolved stresslet computed by the numerical method. It can be obtained directly from the momentum forcing $\boldsymbol{\lambda}$ and, neglecting inertia, is given as (Yu & Shao 2007)

$$\tilde{S} = -\frac{\rho}{2} \int_{\mathcal{P}} [(\mathbf{x} - \mathbf{x}_g) \otimes \boldsymbol{\lambda} + \boldsymbol{\lambda} \otimes (\mathbf{x} - \mathbf{x}_g)] d\mathbf{x} \quad (2.15)$$

Subgrid resistance matrices R_{SU}^{sub} and R_{SE}^{sub} are obtained as described previously while theoretical expressions are found in Kim & Karrila (1991). Finally, a similar correction procedure is also applied to the trace of S^h – which represents the hydrodynamic contribution to particle pressure Π – using the theoretical resistance functions from Jeffrey *et al.* (1993). Particle-wall lubrication interactions are also included using a similar strategy.

Despite its complexity, an accurate treatment of lubrication is crucial for quantitative simulations of dense suspensions. Some computations without lubrication correction were attempted but generally failed unless extremely small time steps were considered. In the latter case, very noisy signals were observed. This is likely to result from large particle relative velocities implying very intense collisions. Likewise, a too crude lubrication correction model (e.g. neglecting logarithmic singularities) also involves discrepancies, such as an underestimation of viscosity.

2.4. Contact modelling

In order to implement a more physical modelling of contact between particles, contact forces are modelled as in a Discrete Element Method (DEM), which is a very popular method in the field of granular physics (Radjai & Dubois 2011; Pöschel & Schwager 2005). For a pair of spherical particles \mathcal{P}_i and \mathcal{P}_j (of radius a) undergoing contact, the contact force \mathbf{F}^c exerted by particle \mathcal{P}_j on particle \mathcal{P}_i is classically decomposed into its normal \mathbf{F}_n^c and tangential \mathbf{F}_t^c components :

$$\mathbf{F}^c = \mathbf{F}_n^c + \mathbf{F}_t^c \quad (2.16)$$

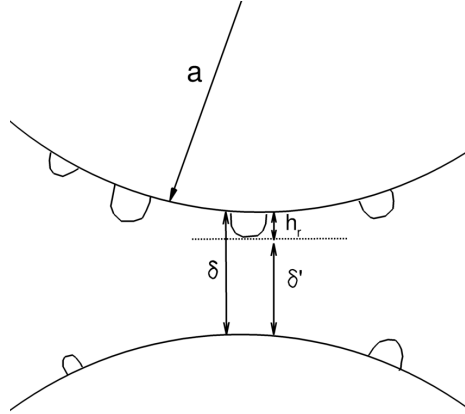


FIGURE 1. Sketch of roughness modelling : δ is the actual separation distance, h_r the roughness height, and contact occurs when $\delta' = \delta - h_r \leq 0$.

The normal contact force is modelled using a Hertz law

$$\mathbf{F}_n^c = -k_n |\delta|^{3/2} \mathbf{n} \quad (2.17)$$

in which $\delta = \|\mathbf{r}\| - 2a$ is the overlap distance with $\mathbf{r} = \mathbf{x}_j - \mathbf{x}_i$, and \mathbf{n} is the normal vector $\mathbf{n} = \mathbf{r}/\|\mathbf{r}\|$.

Surface roughness can be readily accounted for in the model, although in a simple way. Assuming sparse asperities of size h_r , contact is supposed to occur whenever $\|\mathbf{r}\| \leq 2a + h_r$. An easy way to implement roughness thus consists in defining a modified overlap distance as $\delta' = \delta - h_r$. Hence, contact occurs if $\delta' \leq 0$. Figure 1 presents a sketch depicting this roughness modelling between two particles. Note that lubrication forces are however still evaluated with actual distance $\delta = \delta' + h_r$.

The normal stiffness k_n in Eq. (2.17) can be expressed theoretically using particle mechanical properties (Young modulus and Poisson coefficient). For real materials however, the resulting stiffness is extremely high, which is prejudicial to numerical stability unless the time step is reduced drastically. For numerical reasons, it is therefore preferred to prescribe a lower stiffness, which is here given in terms of an average roughness deformation $\bar{\epsilon} = |\delta'|/h_r$. Balancing contact and hydrodynamic forces (in dilute regimes) yields $6\pi\eta\dot{\gamma}a^2 = k_n(\bar{\epsilon}h_r)^{3/2}$ from which k_n can be estimated. In the forthcoming computations, we set $\bar{\epsilon}=0.05$, i.e. the stiffness k_n is such that the roughness deformation is 5 % under the hydrodynamic force $6\pi\eta\dot{\gamma}a^2$. Parametric simulations on $\bar{\epsilon}$ (and so, k_n) have shown that there are no effects on rheology as long as it is sufficiently small, typically below 0.2. However, the actual force exerted on particles is larger than $6\pi\eta\dot{\gamma}a^2$ for dense systems. This means that the roughness deformation can exceed the prescribed value of 0.05. Its value was checked systematically and was found to be always lower than 0.1. This limited variation in $\bar{\epsilon}$ is related to the non-linear nature of the Hertzian force which scales as $\delta^{3/2}$. The relative importance of contacts with respect to hydrodynamics can be estimated using parameter $\dot{\Gamma}$, which is analogous to a Péclet number :

$$\dot{\Gamma} = \frac{6\pi\eta\dot{\gamma}a^2}{F_0} \quad (2.18)$$

where F_0 is a typical scale for the contact force. Taking F_0 as the force needed to deform completely a roughness $F_0 = k_n h_r^{3/2}$ gives $\dot{\Gamma} = \bar{\epsilon}^{3/2} \approx 10^{-2}$. Since $\bar{\epsilon}$ is fixed, this means that the relative contribution of contact remains similar regardless of roughness height.

The physical relevance of keeping a constant $\dot{\Gamma}$ is questionable. However present work primarily focuses on friction and the effect of $\dot{\Gamma}$ will not be investigated in detail here. Its role on shear-thickening for instance was studied in other works, e.g. see Seto *et al.* (2013) for very dense systems. We have already mentioned that parametric simulations (for $\phi_{bulk}=0.4$ and frictionless particles) show no effects of $\bar{\epsilon}$ if it is small enough. This is tantamount to varying $\dot{\Gamma}$ since $\dot{\Gamma} = \bar{\epsilon}^{3/2}$. Results are found independent of $\dot{\Gamma}$ in the range $10^{-3} \sim 10^{-1}$. Values below 10^{-3} have not been attempted but are expected to give similar results because we stay in the asymptotic regime of nearly hard spheres. For $\dot{\Gamma}$ above 10^{-1} , a shear-thickening behaviour is however noticed : since roughness is softened, the interparticle distance is reduced and the viscosity increases because of lubrication-induced dissipation. All the results presented in this paper are obtained with $\dot{\Gamma} \approx 10^{-2}$ but are valid at least in the range $10^{-3} \sim 10^{-1}$. Keeping $\dot{\Gamma}$ constant implies that $k_n h_r^{3/2}$ is also held constant for the same shear rate. Obviously, this is irrelevant for zero roughness ($h_r=0$), causing an infinite stiffness k_n . In that case, an arbitrary high value of k_n should be prescribed instead. However, dense suspensions of perfectly smooth particles were not investigated in this work.

The tangential force is given by

$$\mathbf{F}_t^c = -k_t \boldsymbol{\Upsilon} \quad (2.19)$$

in which $\boldsymbol{\Upsilon}$ is defined by integrating the slip velocity \mathbf{U}^s during the contact

$$\boldsymbol{\Upsilon} = \int_0^t \mathbf{U}^s dt \quad (2.20)$$

where the slip velocity is

$$\mathbf{U}^s = \mathbf{U}_i - \mathbf{U}_j - [(\mathbf{U}_i - \mathbf{U}_j) \cdot \mathbf{n}] \cdot \mathbf{n} + (a\boldsymbol{\Omega}_i + a\boldsymbol{\Omega}_j) \times \mathbf{n} \quad (2.21)$$

Using the classical Amontons-Coulomb law of friction, the actual tangential force is modified if it exceeds the friction limit $\mu_d |\mathbf{F}_n^c|$ and is then given by

$$\mathbf{F}_t^c = \mu_d |\mathbf{F}_n^c| \frac{\mathbf{F}_t^c}{|\mathbf{F}_t^c|} \quad (2.22)$$

where μ_d is the dynamic friction coefficient. This work does not consider the static friction coefficient μ_s and we implicitly set $\mu_s = \mu_d$. The tangential stiffness k_t is linked with the normal stiffness k_n and a classical choice is $k_t/k_n = 2\delta^{1/2}/7$ (Silbert *et al.* 2001; Schäfer *et al.* 1996). Finally, the corresponding contact torque is

$$\mathbf{T}^c = a\mathbf{n} \times \mathbf{F}^c \quad (2.23)$$

Contact forces also induce an additional contact stresslet which is given for a particle as

$$\mathbf{S}^c = \frac{1}{2}(\mathbf{F}^c \otimes \frac{\mathbf{r}}{2} + \frac{\mathbf{r}}{2} \otimes \mathbf{F}^c) \quad (2.24)$$

This stresslet is not traceless and its trace determines the contribution of contact to particle pressure. Also note that since $\mathbf{F}^c \otimes \mathbf{r}$ may not be symmetric, there exists an antisymmetric contact contribution to the particle stress due to contact torques. Contact torques are balanced by hydrodynamic torques by virtue of Eq. (2.6).

3. A pair of rough frictional spheres in a shear flow

The numerical model presented previously has been validated thoroughly on different configurations in Gallier *et al.* (2014). However, before turning to the suspension simulations in §4, we here consider the case of a sheared pair of rough frictional spheres.

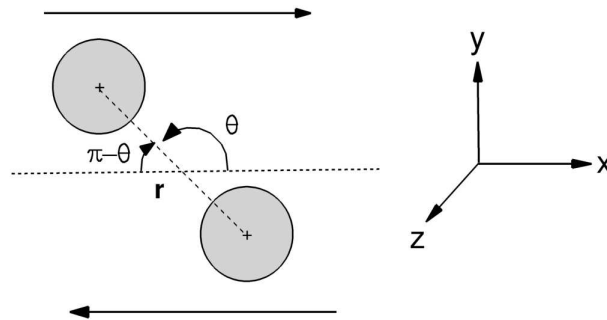


FIGURE 2. Sketch of a pair of particles interacting in a shear flow.

This preliminary computational study can be viewed as an additional relevant validation since results will be compared to a reference theoretical solution. It also gives a foretaste of the forthcoming suspension simulations and allows the reader to become familiar with rough frictional particles interacting in a shear flow.

Two equally-sized spherical particles (of radius a) are freely suspended in a simple shear with separation vector \mathbf{r} connecting the two sphere centres. A shear flow is generated by moving the upper and lower boundaries with opposite velocities while the other boundary conditions (in x and z directions) are periodic. Figure 2 presents a sketch of this two-particle configuration. A cubic computational domain of size $20a$ in the three directions is used. The spheres are initially separated by $\mathbf{r}_{init} = (-6a, 0.5a, 0)$. Due to the imposed shear flow, the spheres will hydrodynamically interact and possibly touch in the case of rough spheres. A theoretical reference solution is computed using the approach already presented in other works (DaCunha & Hinch 1996; Zarraga & Leighton Jr 2001; Metzger *et al.* 2013). The relative trajectories are integrated in time using the theoretical resistance functions \mathcal{R}_{theo}^{2B} . We have implemented this approach using Matlab®. In addition, this model is supplemented with a DEM-like contact model such as described in §2.4 to allow us to consider theoretical solutions accounting for friction.

Simulations are three-dimensional and performed using a grid spacing $\Delta = a/5$ and a time step $\Delta t = 10^{-3}\dot{\gamma}^{-1}$ where $\dot{\gamma}$ is the imposed shear rate.

Figure 3 displays the computed and theoretical relative trajectories in the plane of shear ($z=0$) for particles having different non-dimensional roughness $\epsilon_r = h_r/a$ and friction coefficient μ_d . The case $\epsilon_r = 0$ corresponds to smooth particles. Note that in this figure, the vertical coordinate y has been stretched for the sake of clarity. The reference particle is depicted in black while the steric exclusion limit (non-overlapping region) by a dotted line. A very good accordance between simulation and theory is noted, which validates lubrication and contact modelling. As expected, the smooth particle trajectory remains symmetric by virtue of the reversibility of the Stokes equations. On the contrary, rough particles undergo contact since the distance between their surface is smaller than the roughness height at some point. Since contact forces are compressive but not tensile, they eventually result in a fore-aft symmetry breaking and the development of anisotropic microstructures. This asymmetry is clearly visible in the relative trajectories as a net displacement in the vertical direction which is seen to increase with roughness. This means that particles separate on streamlines further apart than on their approach. Surprisingly, friction does not modify trajectories, i.e. frictional or frictionless particles result in hardly distinguishable trajectories.

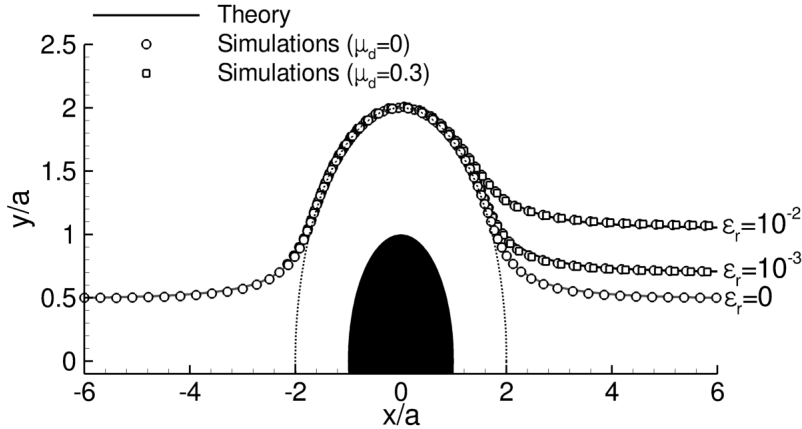


FIGURE 3. Relative trajectories for a pair of particles having non-dimensional roughness $\epsilon_r = 0$; 10^{-3} ; 10^{-2} : theory (solid lines) and computations for $\mu_d = 0$ (\circ); $\mu_d = 0.3$ (\square).

Because this paper primarily focuses on rheology – especially normal stress differences –, we plot in Fig. 4 the non-dimensional normal stress differences N_1^* and N_2^* as a function of the pair orientation angle θ measured from the flow direction (positive x). The non-dimensional normal stress differences are here defined by

$$N_1^* = 2 \frac{(S_{xx}^h + S_{xx}^c) - (S_{yy}^h + S_{yy}^c)}{S_\infty} \quad (3.1)$$

$$N_2^* = 2 \frac{(S_{yy}^h + S_{yy}^c) - (S_{zz}^h + S_{zz}^c)}{S_\infty} \quad (3.2)$$

They are made dimensionless using the stresslet S_∞ of a sheared pair of spheres without hydrodynamic interactions $S_\infty = 20/3\pi a^3 \dot{\gamma}$. The results presented are obtained for the case of rough frictionless particles. Here again, the agreement between theory and simulations is satisfactory. The main effect of roughness lies in the extension quadrant ($\pi - \theta > \pi/2$) where particles are further away, thereby reducing hydrodynamic stresses. In the compression quadrant ($\pi - \theta < \pi/2$), the contact force itself is expected to increase the normal stress due to the additional contact dipole $\mathbf{F}^c \otimes \mathbf{r}$. As this contact dipole rises, the hydrodynamic dipole decreases, which leads to a very limited effect on the total stress as can be seen in Fig. 4. In Zarraga & Leighton Jr (2001), similar results are obtained but with a stronger contact contribution in the compression region because non-dimensional roughness ϵ_r could be as high as 0.5. Surface roughness ϵ_r in the range $10^{-3} \sim 10^{-2}$ is typical of particles used in suspension studies (Smart & Leighton 1989). Since it decreases the positive values of $N_1^*(\theta)$ and $N_2^*(\theta)$ in the extension quadrant, roughness contributes to overall negative N_1^* and N_2^* . Likewise, $|N_1^*|$ and $|N_2^*|$ are expected to increase with surface roughness in agreement with Wilson & Davis (2002); Davis *et al.* (2003); Zarraga & Leighton Jr (2001).

The role of friction is investigated in the case of the largest roughness $\epsilon_r = 10^{-2}$ and the obtained results are presented in Fig. 5 for $\mu_d = 0$ (frictionless case) and $\mu_d = 0.3$. Unlike roughness, friction alters normal stresses only in the compression quadrant and not in the extension region. This is coherent with the fact that friction does not change the pair relative trajectories as pointed out previously. Friction only acts during contact since it implies an additional tangential contribution $\mathbf{F}_t^c \otimes \mathbf{r}$ to the overall stress. The kind of result presented in Fig. 5 can be used to estimate the role of friction on the

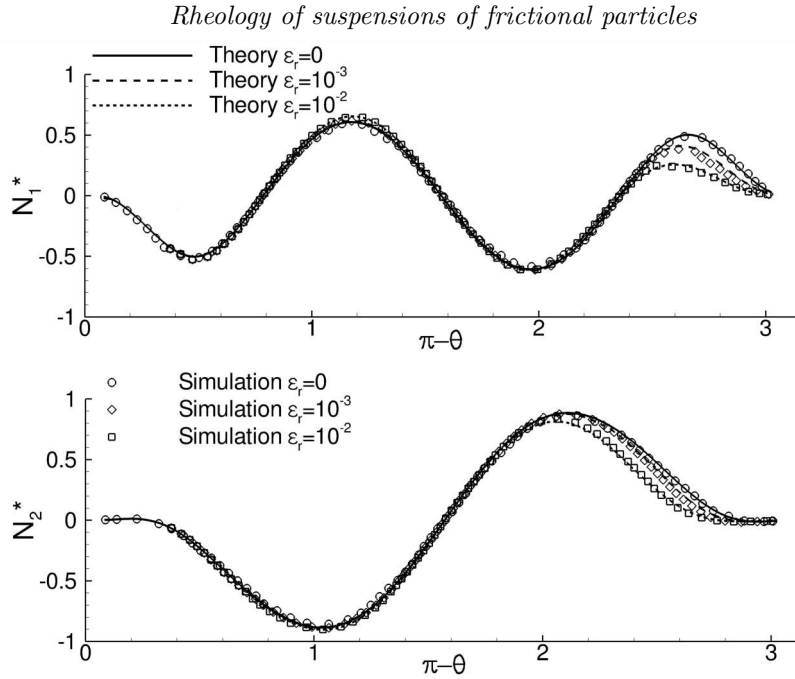


FIGURE 4. Non-dimensional normal stress differences N_1^* and N_2^* as a function of pair orientation angle θ for three roughness $\epsilon_r=0$; 10^{-3} ; 10^{-2} : computations (open symbols) and theory (lines). Particles are frictionless.

rheology of dilute suspensions by integrating over all possible pair trajectories. This was done by Wilson & Davis (2000) who found that friction induces a slight rise in $|N_1|$ and $|N_2|$ with negative values of N_1 and N_2 , and $|N_1| > |N_2|$. However, this may hold only for dilute suspensions since our simulations for dense systems will show a reverse trend, i.e. friction leads to a decrease in $|N_1|$ and increase in $|N_2|$ and $|N_1| < |N_2|$. This was already pointed out by Wilson & Davis (2002) using monolayer SD simulations. Let us conclude by stressing again that the previous single-trajectory simulations should be only viewed as a validation. As pointed out, statistical consideration is required to infer relevant information on the rheology of dilute suspensions.

4. Suspension flow simulations : results and discussion

The objective of this study is to investigate the role of roughness and friction on suspension rheology. Numerical simulations of dense suspensions are performed for different volume fractions $0.1 \leq \phi \leq 0.45$. The number N_p of particles is in the range 600~1000, depending on the volume fraction. The computational domain is a Couette cell of size $L_y=20a$, $L_z=20a$, and $L_x \geq 20a$. The length L_x is actually modified so as to adjust the number of particles in the desired range and can reach $L_x=60a$ for the lowest volume fraction $\phi=0.1$. A shear flow of magnitude $\dot{\gamma}$ is imposed by moving upper and lower walls with opposite velocities. Periodic boundary conditions are used in x (velocity direction) and z (vorticity direction). The numerical parameters used are the same as in the previous section, i.e. a grid spacing $\Delta = a/5$ and a time step $\Delta t = 10^{-3}\dot{\gamma}^{-1}$. For simulations including friction, the time step is however decreased to $5 \times 10^{-4}\dot{\gamma}^{-1}$ to allow for a better time-resolution of the rapidly varying tangential forces. Note that unlike inertial collisional regimes (where the collision duration is very small), dense suspensions are rather in a frictional regime and a contact lasts longer, about $\dot{\gamma}^{-1}$. During most of the contact

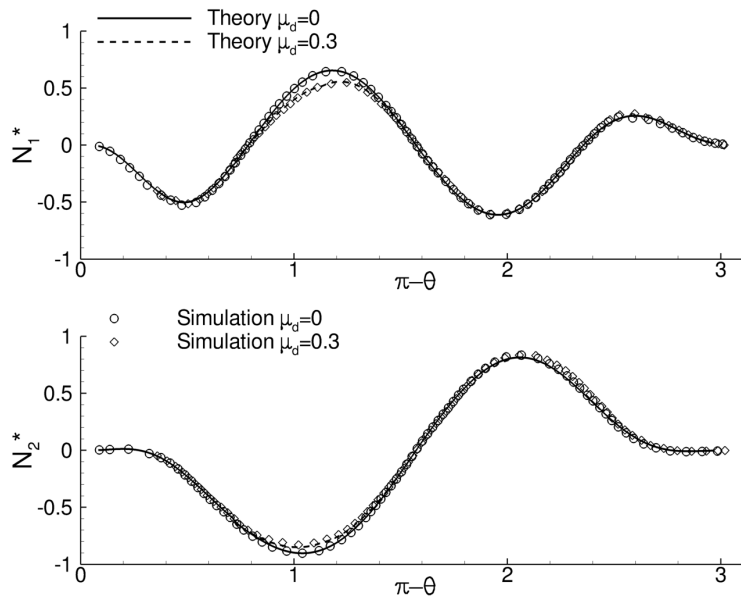


FIGURE 5. Non-dimensional normal stress differences N_1^* and N_2^* as a function of pair orientation angle θ for frictionless ($\mu_d=0$) and frictional particles ($\mu_d=0.3$): computations (open symbols) and theory (lines).

duration, the tangential force generally changes mildly, except at the beginning of the contact (initial tangential spring stretching) where rapid variations are captured in only a few (~ 5) time steps. This explains the time step reduction for frictional simulations. A further decrease does not change results significantly.

All runs are started using random hard-sphere equilibrium configurations obtained from a Monte-Carlo procedure, and the first 50 strains $\dot{\gamma}t$ are discarded so that the system is allowed to reach a steady state configuration before computing averages. After this transient regime, the simulation is continued for another 100-150 strains. The run is then divided into five statistically independent time-segments of 20-30 strains each. The standard deviation is computed over the means of those five subintervals and then divided by $\sqrt{5}$. This represents the statistical variation of the properties and will be given as error bars on the numerical plots. The resulting statistical error is usually less than 1 % for η_s , typically 2~4 % for N_2 , and can reach 5~10 % for N_1 or Π . Despite the large number of particles, normal stress differences – most notably N_1 – do experience large intermittent fluctuations. As postulated by Singh & Nott (2000), this might be in connection with the formation of large gap-spanning network of particles, although this was not investigated further in this work.

To determine the rheological properties, we recall that the bulk stress in a suspension of rigid particles subjected to a strain rate E_{ij}^∞ is defined as (Batchelor & Green 1972)

$$\Sigma_{ij} = -p\delta_{ij} + 2\eta E_{ij}^\infty + \Sigma_{ij}^p \quad (4.1)$$

where Σ_{ij}^p is the particle contribution to the bulk stress. For a statistically significant number of particles in the suspension, it is given by

$$\Sigma_{ij}^p = \Sigma_{ij}^h + \Sigma_{ij}^c \quad (4.2)$$

with

$$\Sigma_{ij}^h = n \langle S_{ij}^h \rangle \quad (4.3)$$

$$\Sigma_{ij}^c = n \langle S_{ij}^c \rangle \quad (4.4)$$

where S_{ij}^h and S_{ij}^c are the hydrodynamic and contact stresslets, respectively, n is the number density of particles and the brackets $\langle \cdot \rangle$ imply an ensemble average. The splitting of Σ_{ij}^p into its hydrodynamic part Σ_{ij}^h and contact part Σ_{ij}^c will be often used throughout this study.

For a linear shear flow, the relative viscosity $\eta_r = \eta_s/\eta$ of the suspension is

$$\eta_r = 1 + \frac{\Sigma_{xy}^p}{\eta \dot{\gamma}} \quad (4.5)$$

The normal stress differences are given by

$$N_1 = \Sigma_{xx}^p - \Sigma_{yy}^p \quad (4.6)$$

$$N_2 = \Sigma_{yy}^p - \Sigma_{zz}^p \quad (4.7)$$

and the particle pressure by

$$\Pi = -\frac{1}{3}(\Sigma_{xx}^p + \Sigma_{yy}^p + \Sigma_{zz}^p) \quad (4.8)$$

Since we compute a wall-bounded flow with periodicity imposed only in x and z directions, average quantities depend on vertical position y . As proposed by Yeo & Maxey (2010a), an average volume fraction $\langle \phi(y) \rangle$ can be defined as

$$\langle \phi(y) \rangle = \frac{1}{L_x L_z} \left\langle \int \int \chi(\mathbf{x}) dx dz \right\rangle \quad (4.9)$$

where $\chi(\mathbf{x})$ is the particle indicator function which is 1 in the particle and 0 elsewhere. Note that $\langle \phi(y) \rangle$ is rather an areal fraction but it is known from stereology theory to be equal to the volume fraction (Delesse principle). Figure 6 presents the average volume fraction $\langle \phi(y) \rangle$ for three bulk fractions ϕ_{bulk} in the case $L_y = 20a$. Some simulation results by Yeo & Maxey (2010a) at $\phi_{bulk}=0.4$ are also plotted. Local peaks in the wall region indicate the presence of a stable particle layering, which has been attested in other computations (Yeo & Maxey 2010a; Kromkamp *et al.* 2006) and in experiments (Blanc 2011). Results presented in Fig. 6 are obtained for frictionless particles : friction actually has a weak influence but the effect of friction on wall-induced ordering is not detailed here and will be part of a future work. In this case $L_y=20a$, and for bulk volume fraction ϕ_{bulk} below 0.5, there is still a flat profile in the core flow which indicates that the suspension is devoid of wall effects there and is therefore expected to behave like an unbounded suspension. On the opposite, for $\phi_{bulk}=0.5$, wall effects are dominant across the whole channel. For low volume fractions, this suggests – as proposed by Yeo & Maxey (2010a) – to split the whole suspension domain \mathcal{D} into a core region \mathcal{D}^C and a wall region \mathcal{D}^W . For $L_y=20a$, this core region \mathcal{D}^C exists only if $\phi_{bulk} < 0.5$ and is chosen as

$$\mathcal{D}^C = [0, L_x] \times [L_y/4, 3L_y/4] \times [0, L_z] \quad (4.10)$$

This choice follows the works of Yeo & Maxey (2010a) and here corresponds to $5 < y/a < 15$.

The present study intends to highlight the role of friction and roughness for homogeneous suspensions because we believe that those effects must be well understood in that case before adding wall and confinement effects. The reader may wonder why the authors

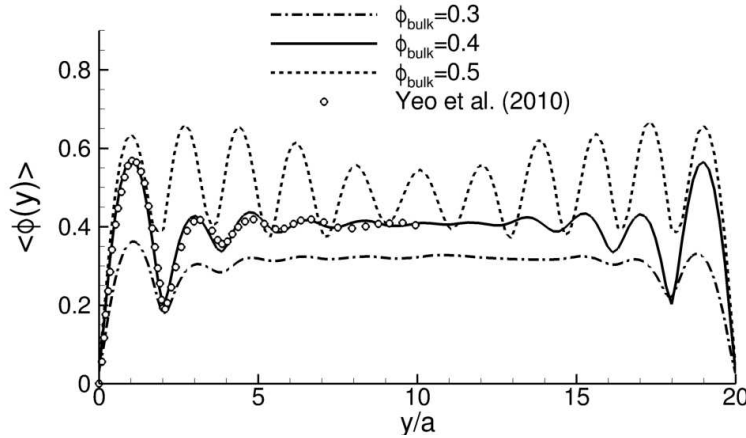


FIGURE 6. Local volume fraction $\langle \phi(y) \rangle$ in the channel width for $L_y = 20a$ and three bulk fractions $\phi_{bulk} = (0.3, 0.4, 0.5)$. Open symbols are computations by Yeo & Maxey (2010a). Particles are frictionless.

did not consider triperiodic Lees-Edwards boundary conditions to remove wall effects. The reason is that we are also currently studying the effects of confinement, although this will be deferred to a subsequent paper. Thus we have kept the walls in our simulations ; this is moreover expected to be closer to experimental reality. Consequently, all the results presented in this paper are for the core region \mathcal{D}^C . As shown by Yeo & Maxey (2010a), rheological properties and microstructure in this core region agree well with results obtained in an unbounded domain. For computational time reasons, most results are presented for a channel width $L_y=20a$, which is suitable for bulk volume fractions ϕ_{bulk} up to 0.4. Some simulations at $\phi_{bulk}=0.4$ and $L_y=40a$ did not result in significant changes. Due to the need to keep a homogeneous core, results presented for $\phi_{bulk}=0.45$ are obtained for a wider channel $L_y=40a$. Here again, the results remain unchanged when considering a larger channel width. Therefore, all the results presented in this paper – even for the highest fractions – are checked to be independent of wall effects. Such wall-induced layering effects on suspension rheology are complex and out of the scope of the present study. Note that Lees-Edwards boundary conditions are not so difficult to implement but for higher volume fractions (above 0.5), ordering in monodisperse suspensions is nevertheless expected even in fully periodic conditions (Kulkarni & Morris 2009; Sierou & Brady 2002). An improvement would rather be to consider polydispersity.

A last remark is that due to confinement effects, the average volume fraction ϕ_{core} in \mathcal{D}^C might slightly differ from ϕ_{bulk} , typically a few percent. We do consider the actual value ϕ_{core} when presented on the numerical plots. Similarly, the particle-phase velocity profile in the core region is linear but with a slope $\dot{\gamma}_{core}$ that can vary by a few percent from the imposed shear rate $\dot{\gamma}$. This is an apparent wall slip, as also observed experimentally in concentrated suspensions. The actual value $\dot{\gamma}_{core}$ is considered when computing rheological properties, such as Eq. (4.5).

Table 1 compiles the range of the various parameters investigated in this study.

4.1. Effect of roughness

Although this study focuses on friction, we have briefly investigated the role of roughness for frictionless particles with an eye to assessing to which extent roughness could affect suspension rheology. Figure 7 presents the relative viscosity (a) and the normal stress

Volume fraction ϕ_{bulk}	$0.1 \sim 0.45$
Friction coefficient μ_d	$0 \sim 1$
Reduced roughness ϵ_r	$10^{-4} \sim 10^{-2}$
Contact Péclet $\dot{\Gamma}$	$10^{-3} \sim 10^{-1}$

TABLE 1. Range of parameters investigated

differences (b) as a function of the reduced roughness $\epsilon_r = h_r/a$ for a suspension of frictionless particles at $\phi_{bulk}=0.4$. Rheological properties are evaluated in the core region \mathcal{D}^C as discussed above. The total relative viscosity is decomposed into its hydrodynamic and contact parts as suggested by Eq. (4.2). Note that the solvent contribution (the 1 in Eq. (4.5)) is lumped into the hydrodynamic contribution.

The relative viscosity decreases monotonically as the roughness increases as seen in Fig. 7(a). Hydrodynamic and contact parts vary in a similar way so that their relative contribution to suspension viscosity remains constant and independent of roughness : $\eta^h \approx 0.68\eta_r$ and $\eta^c \approx 0.32\eta_r$. Contact forces are balanced by hydrodynamic forces and as the hydrodynamic contribution to viscosity decreases, so does the contact contribution. The hydrodynamic contribution decreases because as asperities grow, the separation distance between particles becomes larger which, in turn, lowers the lubrication dissipation. The decrease in viscosity is however modest and is less than 20 % for a hundred-fold increase in roughness. This weak decrease in viscosity with increasing roughness is also found in SD (Sierou & Brady 2002; Singh & Nott 2000) and FCM simulations (Yeo & Maxey 2010a). Note that in SD and FCM simulations, there is no roughness properly speaking but a repulsive inter-particle force whose range is analogous to an interaction distance that can be viewed as a roughness.

Figure 7(b) shows the normal stress differences normalized by the shear stress $\tau = \eta_r \eta \dot{\gamma}$. The first and second normal stress differences are negative and have very similar values $N_1/\tau \approx N_2/\tau \approx -0.15$. This is in good agreement with SD simulations in which $N_1/\tau \approx N_2/\tau \approx -0.135$ (Sierou & Brady 2002). An interesting feature is that N_1/τ and N_2/τ are independent of roughness within statistical uncertainty. This means that, as roughness becomes larger, $|N_1|$ and $|N_2|$ slightly decreases. This is in accord with the monolayer SD simulations of Wilson & Davis (2002) that have showed that $|N_1|$ increases with increasing roughness for dilute systems (this is also expected from our two-particle results in §3) but that the trend is reversed in concentrated regimes. This effect of roughness on the normal stress differences can not explain the experimental results since $|N_1|/|N_2| \approx 1$, in contrast with experiments. Roughness could, at most, be involved in some discrepancies between experiments.

Additional simulations were also performed for another volume fraction ($\phi_{bulk}=0.2$) : the ratio normal stress differences over shear stress has a different value ($N_1/\tau \approx N_2/\tau \approx -0.03$) but remains independent of roughness. The fact that the differences N_1/τ and N_2/τ are independent of roughness could suggest that normal stresses may persist in the limit of vanishing roughness. Nevertheless, we have not investigated this hardly realistic case of perfectly smooth spheres. As addressed by Melrose & Ball (1995), simulations of sheared suspensions of perfectly smooth spheres inevitably result in overlaps (hence, contacts) even for vanishing time steps and high-order integration schemes. As a consequence, we believe that – at least numerically – normal stress differences may exist in dense sheared suspensions with zero roughness. Furthermore, we recall that, in our contact model, the contact Péclet $\dot{\Gamma}$ (see Eq. (2.18)) is constant, irrespective of roughness.

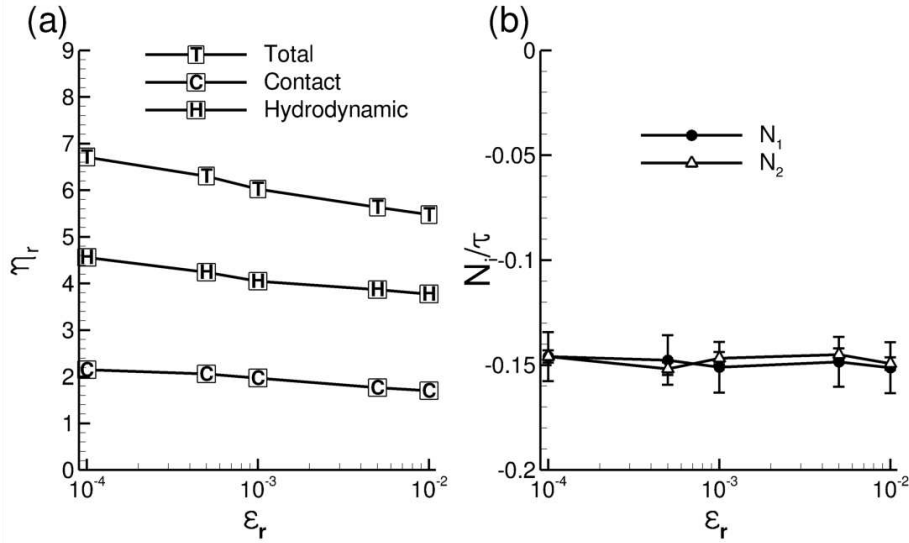


FIGURE 7. Relative viscosity (a) and normal stress differences (b) as a function of roughness for $\phi_{bulk}=0.4$. Total ("T") relative viscosity is decomposed into hydrodynamics ("H") and contact ("C") parts.

We have then conducted simulations with constant normal stiffness k_n : in this case, $\dot{\Gamma}$ now depends on roughness. The same results were obtained (at least, in the tested range $10^{-3} \lesssim \dot{\Gamma} \lesssim 10^{-1}$). This means that the constant N_i/τ with respect to roughness is not related to our peculiar choice of roughness-independent $\dot{\Gamma}$.

Full three-dimensional simulations reporting the effect of roughness on normal stress differences are scarce. Sierou & Brady (2002) investigated the role of the range of the inter-particle force (as pointed out, this range might be viewed as a kind of roughness) but only on the particle pressure Π . They noticed that Π was rather constant, implying a moderate 25 % increase in Π/τ when the force range was increased from 10^{-4} to 10^{-2} . Actually, our results are quite similar with Π being relatively constant and Π/τ increasing by 35 % for a roughness in the range $10^{-4} \sim 10^{-2}$, as seen in Fig. 8(a). A similar trend is noted for the three normal stresses Σ_{ii}^p with a limited rise in $|\Sigma_{ii}^p|/\tau$ as roughness height grows (Fig. 8(b)). Interestingly, this variation is similar for the three normal stresses, which results in differences N_1/τ and N_2/τ relatively unchanged by roughness. As already pointed out by Singh & Nott (2000), the fact that simulations predict rather constant normal stresses (or particle pressure) contrasts with the theoretical predictions of Brady & Morris (1997) that – in dilute suspensions – the normal stresses vanish as $\epsilon_r^{0.22}$.

4.2. Effect of friction on viscosity

We now turn to simulations with frictional particles having a roughness maintained to $\epsilon_r=5 \cdot 10^{-3}$ throughout the forthcoming simulations. This value is typical for particles used in suspension studies (Smart & Leighton 1989; Blanc *et al.* 2011). Figure 9 presents the ϕ -dependence of the suspensions relative viscosity η_r for different friction coefficients μ_d . A number of experimental results by Zarraga *et al.* (2000) and Dbouk *et al.* (2013) are also shown. For frictionless particles ($\mu_d=0$), the agreement is moderate with predicted viscosities systematically lower than experimental results. This was already noticed in

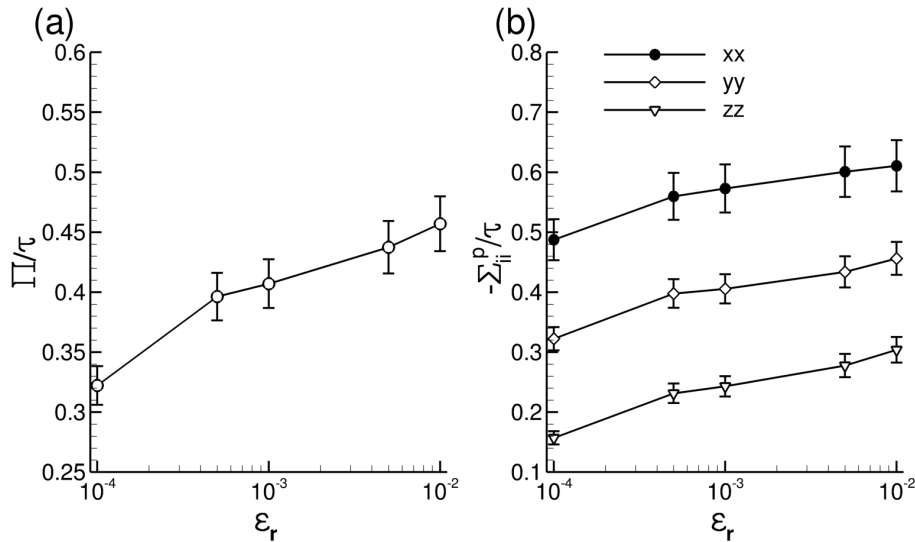


FIGURE 8. Non-dimensional particle pressure Π/τ (a) and normal stresses $-\Sigma_{ii}^p/\tau$ (b) as a function of roughness for $\phi_{bulk}=0.4$.

previous simulations (Yeo & Maxey 2010a; Sierou & Brady 2002). When friction is taken into account, a substantial increase in viscosity is noted and the agreement with experiments is significantly improved. The effect of friction is quite limited at low volume fractions $\phi \lesssim 0.3$ because there are less particles in contact. For dense suspensions however friction gives rise to a notable increase in viscosity. This result suggests that the use of frictionless contact model could explain the systematic underprediction of viscosity reported in previous simulations. Indeed, it has been stressed in the previous section that roughness can only result in limited variations in the viscosity and can therefore not explain experimental results per se.

Sierou & Brady (2002) studied a suspension at $\phi=0.4$ and noted a limited 10 % rise in η_r for $\mu_d=0.5$. For present simulations at $\phi=0.4$, the effect is stronger with almost a two-fold increase. This quantitative difference is likely due to the friction model. The model used in Sierou & Brady (2002) was deliberately kept simple in order to explore the effect of friction. It was assumed that particles were sliding (no roll-slip behaviour) and that the frictional force was always opposing the bulk shearing motion.

The role of friction on viscosity can be better understood by studying the hydrodynamic and contact contribution to viscosity, as already done in §4.1. Figure 10 presents the hydrodynamic and contact contribution to viscosity as a function of volume fraction for the frictionless case ($\mu_d=0$) and a frictional case $\mu_d=0.5$. The high-frequency dynamic viscosity η_∞ is also plotted. It was obtained by simulations on frozen equilibrium configurations of hard smooth spheres. Note that this viscosity is purely hydrodynamic in origin and corresponds to the viscous contribution to the stress for an equilibrium microstructure, i.e. not affected by the flow. A first significant result is that the hydrodynamic contribution to viscosity is not sensitive to friction : it can be seen in Fig. 10 that frictionless and frictional hydrodynamic contributions collapse onto the same curve. The only difference between the frictionless and frictional cases lies in the contact contribution which significantly increases with friction. Another interesting result is that the hydrodynamic contribution to viscosity η^h remains very close to the high-frequency vis-

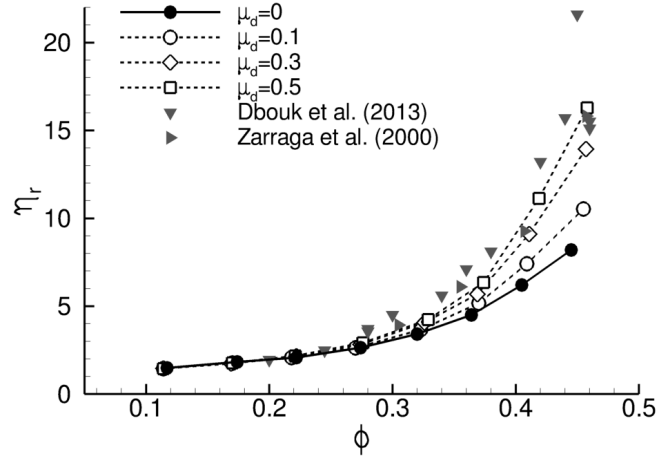


FIGURE 9. Relative viscosity η_r as a function of volume fraction ϕ for different friction coefficients μ_d . Also shown are experiments from Zarraga *et al.* (2000) and Dbouk *et al.* (2013). Non-dimensional roughness is $\epsilon_r=5.10^{-3}$.

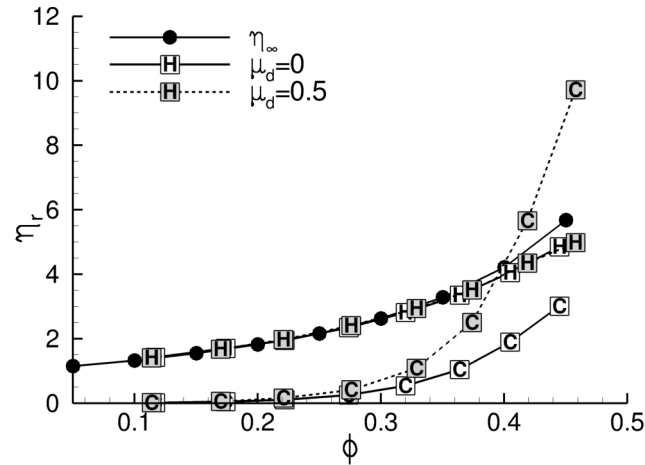


FIGURE 10. Hydrodynamic ("H") and contact ("C") contribution to relative viscosity η_r as a function of volume fraction ϕ for friction coefficient $\mu_d=0$ (white) and $\mu_d=0.5$ (grey). Non-dimensional roughness is $\epsilon_r=5.10^{-3}$. The high-frequency viscosity η_∞ is also shown.

cosity, at least for moderate volume fractions. This agreement might be fortuitous since it is clear from Fig. 7 that η^h depends on roughness. However this dependence is very limited for usual roughness with a mere 5 % decrease between $\epsilon_r=10^{-3}$ and 10^{-2} . As a reasonable assumption, it can be argued that $\eta^h \approx \eta_\infty$. This result hints at a very limited impact of microstructure anisotropy on hydrodynamic viscosity η^h . As a consequence, this means that the well-known excess viscosity $\Delta\eta = \eta_r - \eta_\infty$ can be assimilated to the contact viscosity, i.e. $\Delta\eta \approx \eta^c$.

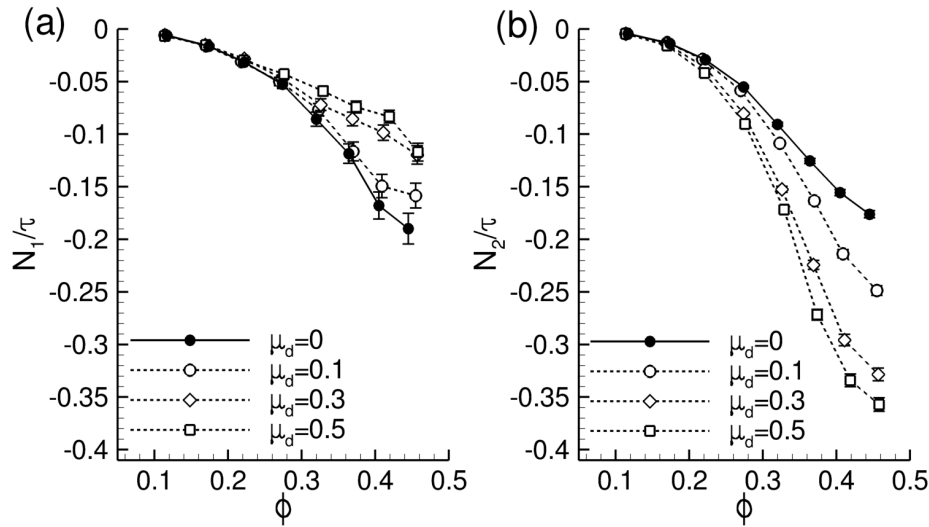


FIGURE 11. Non-dimensional N_1/τ (a) and N_2/τ (b) as a function of volume fraction ϕ for different friction coefficients μ_d . Non-dimensional roughness is $\epsilon_r=5.10^{-3}$.

4.3. Effect of friction on normal stress differences

Figure 11 presents the results obtained on the normal stress differences (non-dimensional using the shear stress $\tau = \eta_r \eta \dot{\gamma}$) for different friction coefficients μ_d . The effect of friction on normal stress differences is significant with a reduction in $|N_1|$ and a rise in $|N_2|$. This effect is in accordance with the scarce previous studies (Wilson & Davis 2002; Sierou & Brady 2002). As already discussed, the only three-dimensional simulations with friction are the works from Sierou & Brady (2002) who reported for $\phi = 0.4$ and $\mu_d=0.5$, a 40 % reduction in $|N_1|$ and a 75 % increase in $|N_2|$. Our simulations show a slightly different effect with a 30 % reduction in $|N_1|$ as well as a three-fold increase in $|N_2|$. The differences are likewise possibly due to a simpler friction model used by Sierou & Brady (2002) but the qualitative behaviour is similar. In particular, the effect of friction is more pronounced on N_2 . Because contacts predominantly take place in the shear plane (x,y) , friction gives rise to larger normal stresses Σ_{xx} and Σ_{yy} , resulting in a marked increase in $N_2=\Sigma_{yy}-\Sigma_{zz}$.

The trends observed are an interesting result since experimental studies show that the second normal stress difference is always significantly larger than the first normal difference, i.e. $N_2/N_1 > 1$. Figure 12 plots our results in terms of N_2/N_1 as a function of volume fraction and friction coefficient. In accordance with simulations from the literature, frictionless particles ($\mu_d=0$) are reported to give $N_2/N_1 \approx 1$. This ratio is relatively independent of the volume fraction. For low ϕ however, N_2/N_1 is slightly smaller than unity in qualitative agreement with the theoretical results of Zarraga & Leighton Jr (2001) in dilute regimes. Friction results in a larger N_2/N_1 ratio that grows with friction coefficient and volume fraction. For dense regimes $\phi \gtrsim 0.4$ and large friction coefficients $\mu_d \gtrsim 0.3$, N_2/N_1 is in the range 3~4, which matches quite well the experiments from Zarraga *et al.* (2000) who found $N_2/N_1 \approx 3.6$. Unlike their results however, our simulations suggest that N_2/N_1 has a ϕ -dependence which is well-marked in the range 0.2~0.4. Below $\phi \approx 0.2$, the effect of friction is very limited. Even though our simulations with frictional particles are closer to some experimental results from the literature, they are not likely to explain all of them. Although the values of $|N_1|$ in the core flow are

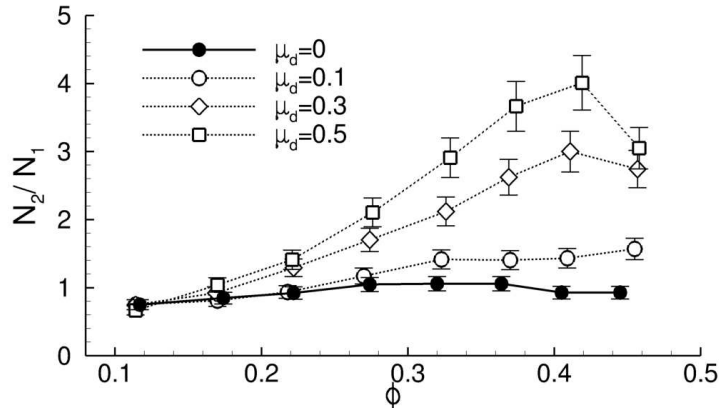


FIGURE 12. Ratio N_2/N_1 as a function of volume fraction ϕ for different friction coefficients μ_d . Non-dimensional roughness is $\epsilon_r=5 \cdot 10^{-3}$.

smaller, N_1 remains negative unlike some measurements from Couturier *et al.* (2011) and Dbouk *et al.* (2013) where N_1 is about zero or even positive. Friction contributes partly – but not wholly – to the smaller experimental values of $|N_1|$.

Figure 13 displays the hydrodynamic (“H”) and contact (“C”) contribution to the normal stress differences N_1/τ (a) and N_2/τ (b) for frictionless ($\mu_d=0$) and frictional case ($\mu_d=0.5$). For the first normal stress difference in Fig. 13(a), it is found that the hydrodynamic contribution is independent of friction while the contact contribution is less negative in the frictional case. The noted decrease in $|N_1|$ is therefore solely due to a reduction in the contact contribution. This predominant role of contact contribution in the case of friction has also been noticed previously for viscosity. For moderate volume fractions, the hydrodynamic stress represents the major contribution to N_1 while for denser regimes, contact and hydrodynamic stresses contribute in a similar way. For the second normal stress difference in Fig. 13(b), similar conclusions hold : friction weakly affects the hydrodynamic contribution while it considerably increases the contact contribution. Figure 13(b) clearly shows that the hydrodynamic contribution to N_2 is always small. Therefore normal stress differences do not have the same origin : for N_1 , it is mostly hydrodynamic – at least for low and intermediate volume fractions – while for N_2 it comes entirely from contacts. This is anticipated since contacts preferentially occur in the shear plane and in the compression quadrant, so that $|\Sigma_{zz}^c| \ll |\Sigma_{yy}^c| \approx |\Sigma_{xx}^c|$.

4.4. Effect of friction on normal stresses

The previous section was entirely dedicated to normal stress differences because of their importance in rheology. From a more fundamental viewpoint however, the study of normal stresses is essential. Furthermore, there exist only very scarce experimental data on normal stresses in suspensions (Zarraga *et al.* 2000; Dbouk *et al.* 2013; Couturier *et al.* 2011; Boyer *et al.* 2011b; Garland *et al.* 2012). This section considers the role of friction on normal stresses and comparisons with experiments will be provided in the forthcoming sections.

Figure 14 presents the obtained results on normal stresses Σ_{ii}^p and particle pressure Π for frictionless particles ($\mu_d=0$) and frictional particles with $\mu_d=0.5$. All those quantities are made non-dimensional using the shear stress τ . The effect of friction is similar for all the normal stresses, i.e. friction results in a substantial increase in the stresses for $\phi \gtrsim 0.3$. Friction implies a doubling of Π/τ , which basically corresponds to a three-fold

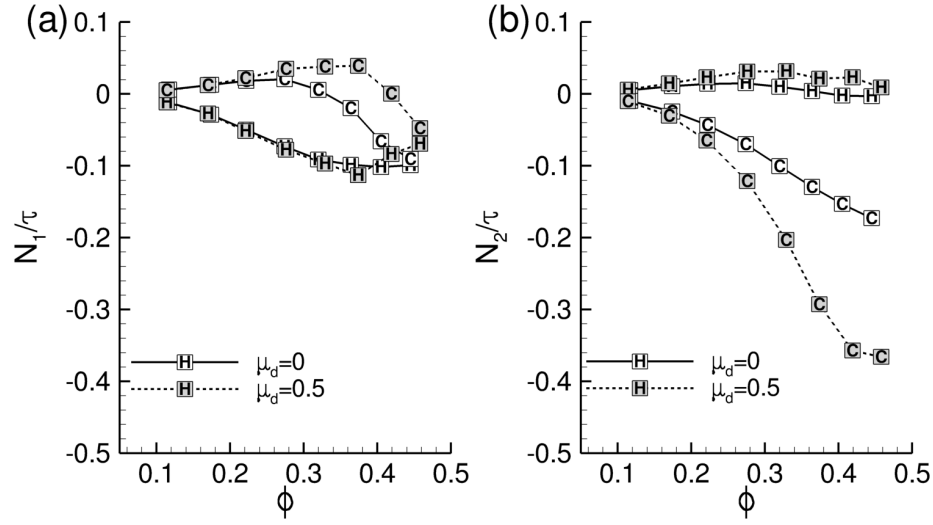


FIGURE 13. Hydrodynamic ("H") and contact ("C") contribution to N_1/τ and N_2/τ as a function of volume fraction ϕ for friction coefficient $\mu_d=0$ (white) and $\mu_d=0.5$ (grey). Non-dimensional roughness is $\epsilon_r=5.10^{-3}$.

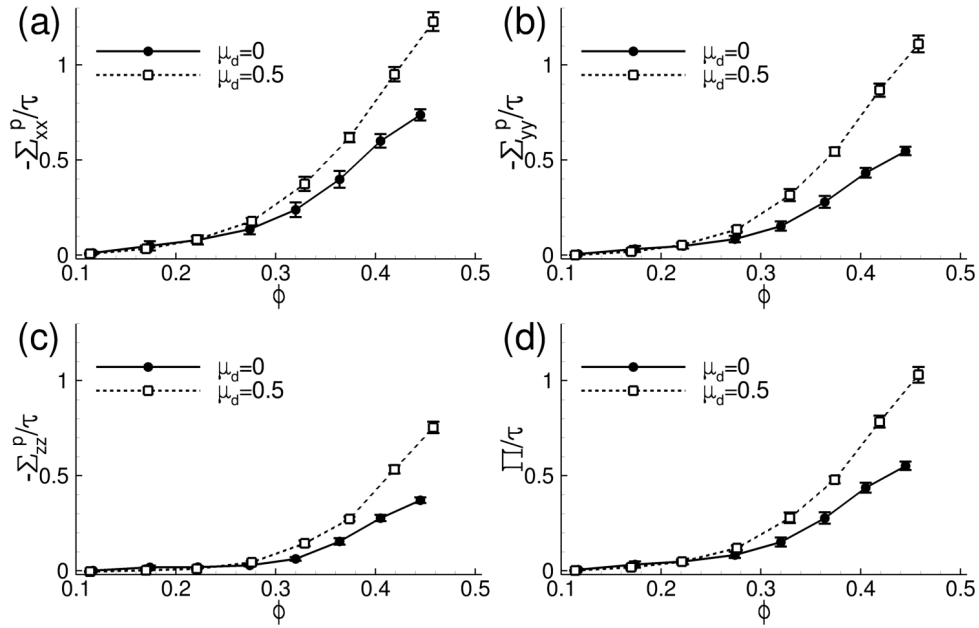


FIGURE 14. Normal stress $-\Sigma_{xx}^p$ (a) ; $-\Sigma_{yy}^p$ (b) ; $-\Sigma_{zz}^p$ (c) and particle pressure Π as a function of volume fraction ϕ for friction coefficient $\mu_d=0$ (\bullet) and $\mu_d=0.5$ (\square). Non-dimensional roughness is $\epsilon_r=5.10^{-3}$.

increase in Π . It will be shown hereinafter (§4.7) that the contact particle pressure Π^c also rises significantly because of friction. Since $\Pi^c \propto \langle \mathbf{F}^c \cdot \mathbf{r} \rangle$ is a measure of normal forces, this shows that friction also involves a much higher level of normal forces.

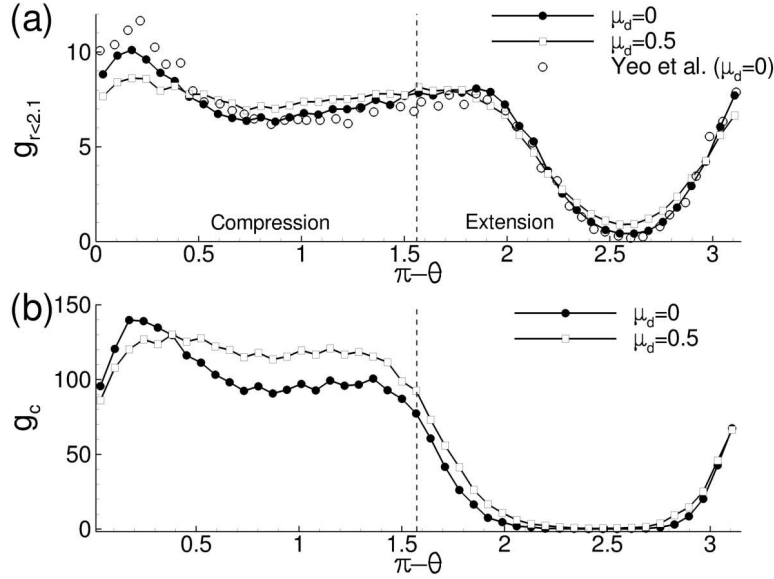


FIGURE 15. Angular dependence of the pair-distribution function $g(\theta)$ for a system at $\phi_{bulk}=0.4$ and $\mu_d=0$ (\bullet); $\mu_d=0.5$ (\square). $g(\theta)$ is computed for $r/a < 2.1$ (a) and for contact $r/a < 2 + \epsilon_r$ (b). Non-dimensional roughness is $\epsilon_r=5 \cdot 10^{-3}$. Also shown are results from Yeo & Maxey (2010a).

4.5. Microstructure

In Fig. 15, the pair-distribution function $g(\mathbf{r})$ is plotted as a function of the angle θ for $\mu_d=0$ and $\mu_d=0.5$. Given a particle at the origin, the pair-distribution function $g(\mathbf{r})$ describes the probability density of finding a second particle at distance \mathbf{r} , normalized by the particle number density in the suspension. It is here determined in the usual manner by discretizing the area around each particle and counting the number of neighbouring particles within the area. In spherical coordinates, $\mathbf{r} = (r, \theta, \psi)$ where r is the radial distance, θ the azimuthal angle measured from the flow direction (positive x) and ψ the polar angle measured from the vorticity direction (positive z). Figure 15(a) shows the pair-distribution computed in the plane of shear and for $r < 2.1a$, i.e. $g(\theta) = g(r/a < 2.1, \theta, \pi/2)$ while Fig. 15(b) presents the actual contact pair-distribution, i.e. $g_c(\theta) = g(r/a < 2 + \epsilon_r, \theta, \pi/2)$ with $\epsilon_r=5 \cdot 10^{-3}$. For both cases, this pair-distribution function is calculated in the core region. Considering the mirror symmetry, only $0 < \theta < \pi$ is shown in Fig. 15.

Both pair-distribution functions have an asymmetric shape with a high probability to encounter another particle in the compression region ($\pi - \theta < \pi/2$) and a marked depletion zone around the extension axis $\pi - \theta \approx 3\pi/4$. This depletion zone is much more apparent for particles at contact (Fig. 15(b)). This fore-aft asymmetry is well-known to be responsible for the non-Newtonian behaviour of dense suspensions and has been observed in experiments (Blanc *et al.* 2011; Parsi & Gadala-Maria 1987). Our results in Fig. 15(a) show an excellent agreement with FCM simulations by Yeo & Maxey (2010a) for frictionless particles (this paper does not report the contact pair-distribution, so that the comparison is not shown in Fig. 15(b).)

The effect of friction on the microstructure is clear in the compression region, especially for particles at contact. Friction involves less particles in the direction of velocity $\pi - \theta \approx 0$ but more particles in the region $\pi/4 < \pi - \theta < \pi/2$. This corresponds to a smaller density of normal force that would give rise to a negative N_1 and a larger density of normal force

that would give rise to a positive N_1 . As a result, the values of N_1 become less negative with friction. The opposite effect occurs for N_2 . Overall, this angular redistribution of particles leads to a rather flat $g(\theta)$ profile in the compression region, which is consistent with small N_1^c as noted in Fig. 13(a). This effect of friction on microstructure is in qualitative agreement with the simulations from Sierou & Brady (2002).

4.6. Dependence on the friction coefficient

We have investigated the dependence of viscosity and normal stress differences on the friction coefficient for a suspension at $\phi_{bulk}=0.4$, as shown in Fig. 16. The relative viscosity η_r increases monotonically with friction coefficient, although a slope break is noted for $\mu_d \approx 0.5$. On the contrary, the non-dimensional normal stress differences N_1/τ and N_2/τ vary notably at low friction coefficients but saturate at some point, for $\mu_d \approx 0.5$. This means that the ratio N_2/N_1 rapidly changes for low friction coefficients but then becomes independent of μ_d for $\mu_d \gtrsim 0.5$. Note that even in that regime, N_1 and N_2 keep changing – albeit moderately – since $\tau = \eta_r \eta \dot{\gamma}$ increases with μ_d .

It is apparent from Fig. 17(a) that the normal stresses Σ_{ii}^p are actually more affected by friction than the shear stress τ because the ratio $|\Sigma_{ii}^p|/\tau$ keeps increasing with μ_d . It typically doubles for μ_d between 0 and 0.8. Figure 17(b) presents the contact contribution Σ_{ii}^c to the normal stress Σ_{ii}^p . The values of contact normal stresses Σ_{xx}^c and Σ_{yy}^c come closer as friction coefficient grows and for $\mu_d \gtrsim 0.5$, we have $\Sigma_{xx}^c \approx \Sigma_{yy}^c$. As a consequence, $N_1^c \rightarrow 0$ as friction increases and this results in $N_1/\tau = N_1^h/\tau + N_1^c/\tau \approx N_1^h/\tau$, which is independent of μ_d as already seen in Fig. 13(a). Figure 17(b) shows that the contact normal stresses Σ_{ii}^c/τ are rather constant for sufficiently high friction coefficients. This, in turn, implies that $N_2^c/\tau = (\Sigma_{yy}^c - \Sigma_{zz}^c)/\tau$ is independent of friction coefficient and so does $N_2/\tau = N_2^h/\tau + N_2^c/\tau$.

This splitting between contact and hydrodynamic contributions reveals more clearly the important role of contacts in dense suspensions. Results in Fig. 17 can be used to provide the relative contribution of contacts at $\phi=0.4$ as a function of μ_d . For $\mu_d=0.5$ for instance, we calculate $\Sigma_{xx}^c/\Sigma_{xx}^p \approx 0.83$, $\Sigma_{yy}^c/\Sigma_{yy}^p \approx 0.91$, and $\Sigma_{zz}^c/\Sigma_{zz}^p \approx 0.82$. It means that in this case, contacts are responsible for 80% ~ 90 % of the total particle stress. This predominant role of contact in dense frictional suspensions will be confirmed in the following sections as well.

Our results show that the normal stress differences are very sensitive to friction, especially for $\mu_d \lesssim 0.5$, which is the typical range of friction coefficient for usual materials. This means that friction could be at the origin of some discrepancies between experiments since particles used in suspension studies are made of different material and hence have different friction coefficients. It is also known that the dynamic friction coefficient μ_d may depend upon normal contact force, slip velocity, roughness, temperature, etc. which may also contribute to the overall discrepancy.

4.7. Continuum models

Particle-resolved simulations offer an inestimable insight into the detailed physics of suspensions. However they are too computationally expensive to apply for large-scale industrial systems with complex geometries. Therefore there have been attempts to develop continuum models where the suspension is assimilated to an homogeneous fluid with some constitutive laws for the particle stress Σ^p . A successful approach for shear flows was proposed by Morris & Boulay (1999) – referred to as the suspension balance model (SBM) –, in which

$$\Sigma^p = -\eta \dot{\gamma} Q + 2\eta \eta_r E \quad (4.11)$$

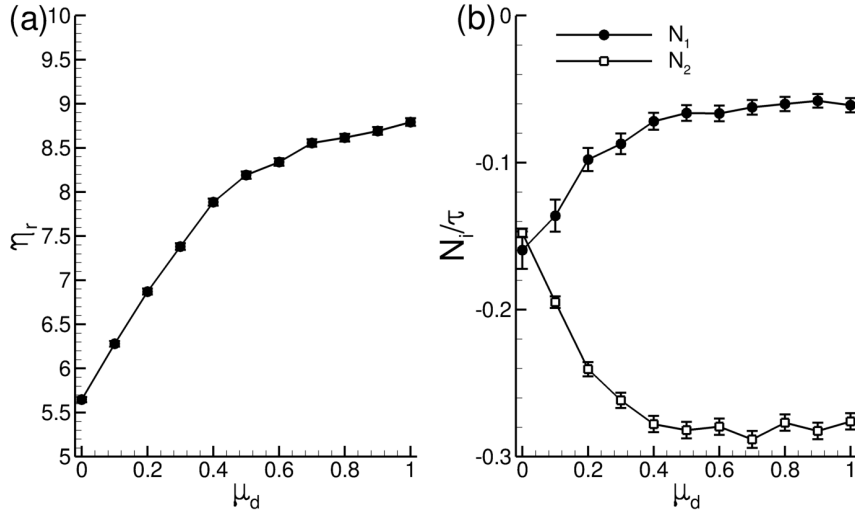


FIGURE 16. Relative viscosity η_r (a) and non-dimensional normal stress differences N_1/τ and N_2/τ (b) as a function of μ_d . Simulations are performed at $\phi_{bulk}=0.4$. Non-dimensional roughness is $\epsilon_r=5.10^{-3}$.

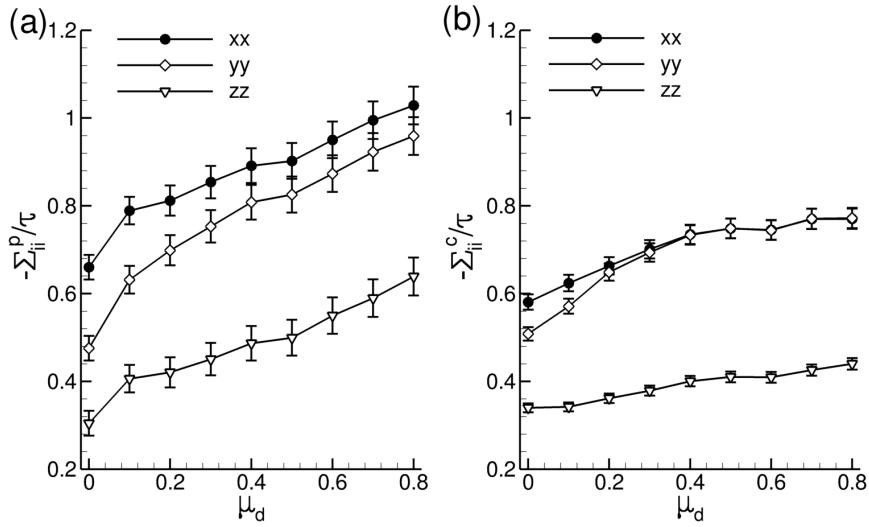


FIGURE 17. Normal stresses $-\Sigma_{ii}^p$ (a) and contact normal stresses $-\Sigma_{ii}^c$ (b) as a function of μ_d . Simulations are performed at $\phi_{bulk}=0.4$. Non-dimensional roughness is $\epsilon_r=5.10^{-3}$.

with

$$Q = \eta_n^p \begin{bmatrix} 1 & 0 & 0 \\ 0 & \lambda_2^p & 0 \\ 0 & 0 & \lambda_3^p \end{bmatrix} \quad (4.12)$$

where η_n^p is the normal stress viscosity and λ_2^p and λ_3^p are anisotropy parameters $\lambda_2^p = \Sigma_{yy}^p/\Sigma_{xx}^p$ and $\lambda_3^p = \Sigma_{zz}^p/\Sigma_{xx}^p$. Superscript p is here added to recall that those quantities are computed using the particle stress Σ^p .

Due to the lack of experimental data, Morris & Boulay (1999) proposed constant

anisotropy parameters $\lambda_2^p \approx 0.8$ and $\lambda_3^p \approx 0.5$. The SBM rests on the idea that the overall behaviour of the suspension is driven by the particle stress Σ^p . However the exact nature of the particle stress to be included in the model is still controversial. In particular, Lhuillier (2009) and Nott *et al.* (2011) demonstrated that the contact contribution to the particle stress, namely Σ^c , should be considered in the SBM model instead of Σ^p . This possible flaw in the SBM might not impair the good prediction capabilities of this model, for two reasons. First, the anisotropy parameters have been chosen by Morris & Boulay (1999) to match experimental results on migration, so that their exact nature is unimportant ; and second, we have shown that in dense frictional suspensions, contact stress is the prevailing stress.

In this section, we present simulation results on the SBM parameters, i.e. normal viscosity and anisotropy parameters. The main purpose is to study the role of friction but also to analyse whether the particle stress or the contact stress should be considered in the model. Direct measurements of SBM parameters are very scarce (Dbouk *et al.* 2013) because the three normal stresses must be measured simultaneously. Furthermore, strong theoretical arguments are still missing to determine whether experiments actually measure the particle stress Σ^p (as defined by Batchelor, see Eq. (4.1)), or the contact contribution Σ^c to particle stress, or another stress.

Our results for anisotropy parameters $\lambda_2^p = \Sigma_{yy}^p/\Sigma_{xx}^p$ and $\lambda_3^p = \Sigma_{zz}^p/\Sigma_{xx}^p$ are presented in Fig. 18 for frictionless ($\mu_d=0$) as well as frictional particles $\mu_d=0.5$. For frictionless particles, our simulations are close to Yeo & Maxey (2010a) and a moderate linear increase in the anisotropy parameters is found. Friction has a modest effect and induces a slight rise in λ_2^p and λ_3^p . The obtained values remain close to the ones proposed in the SBM model. However, computations suggest that λ_i^p may have a ϕ -dependence. Anisotropy parameter λ_2^p is experimentally noted to increase linearly with ϕ but with values slightly above the predictions. Conversely, experimental λ_3^p is found to be relatively constant and close to 0.5, which is the value introduced by Morris & Boulay (1999) in their model to represent the lack of migration in torsional flows.

Figure 19 presents similar plots for the contact anisotropy parameters, defined as $\lambda_2^c = \Sigma_{yy}^c/\Sigma_{xx}^c$ and $\lambda_3^c = \Sigma_{zz}^c/\Sigma_{xx}^c$. Those parameters are expected to replace the usual λ_i^p if the contact stress were to be considered instead of the particle stress. On the figure are also shown the experimental results from Dbouk *et al.* (2013). They are the same as on Fig. 18 since it is not clear whether they are representative of Σ^p or Σ^c . Interestingly, the agreement with experiments is clearly improved for both parameters. In particular, there is an excellent match for λ_3^c which is relatively constant and close to 0.5 for all volume fractions. λ_2^c is closer to experiments as well, although the ϕ -dependence seems to differ since λ_2^c decreases with ϕ . Just as for λ_i^p , the effect of friction on λ_i^c is weak and the values remain close to the ones chosen by Morris & Boulay (1999). The fact that λ_i^c parameters match experiments better than λ_i^p is puzzling. We however believe it is too premature to conclude whether experiments actually measure the contact particle stress.

The computed normal viscosity η_n^p and contact normal viscosity η_n^c are shown in Fig. 20 together with experiments from Dbouk *et al.* (2013). Experimental data are here again duplicated in both Fig. 20(a) and Fig. 20(b) due to the uncertainty on their physical meaning. Simulation results from Yeo & Maxey (2010a) are also displayed (available only for η_n^p and frictionless particles) and a good agreement is noted. Unlike anisotropy parameters, normal viscosities η_n^p and η_n^c strongly increase with friction – this was already the case for the shear viscosity η_r . Accounting for friction ($\mu_d=0.5$) allows us to match closely the experimental data. This good agreement with experiments is obtained for both usual normal viscosity η_n^p and contact normal viscosity η_n^c . This is an additional evidence that friction must be considered for relevant simulations of dense suspensions. The ratio

26

S. Gallier, E. Lemaire, F. Peters, and L. Lobry

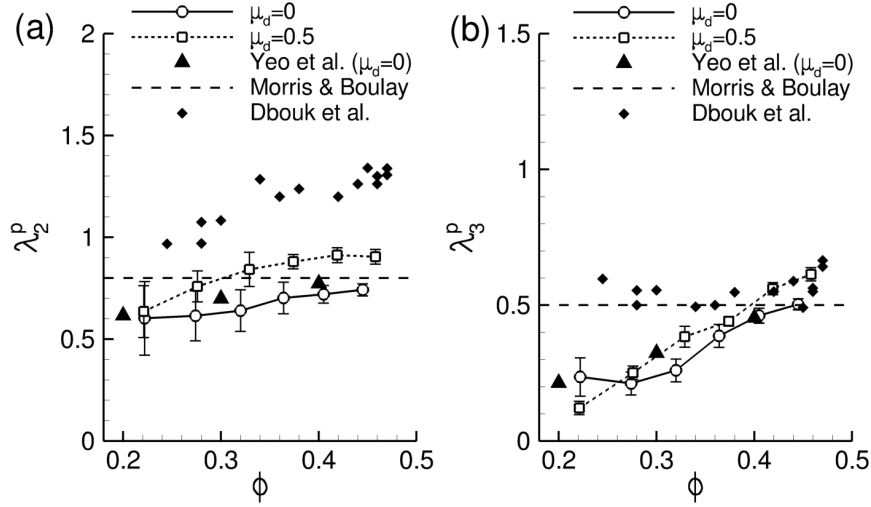


FIGURE 18. Anisotropy parameters λ_2^p (a) and λ_3^p (b) as a function of volume fraction ϕ for friction coefficient $\mu_d=0$ and $\mu_d=0.5$. Non-dimensional roughness is $\epsilon_r=5.10^{-3}$. Also shown are simulations from Yeo & Maxey (2010a) ($\mu_d=0$) and experiments from Dbouk *et al.* (2013). The dotted lines are the values taken in the SBM model (Morris & Boulay 1999).

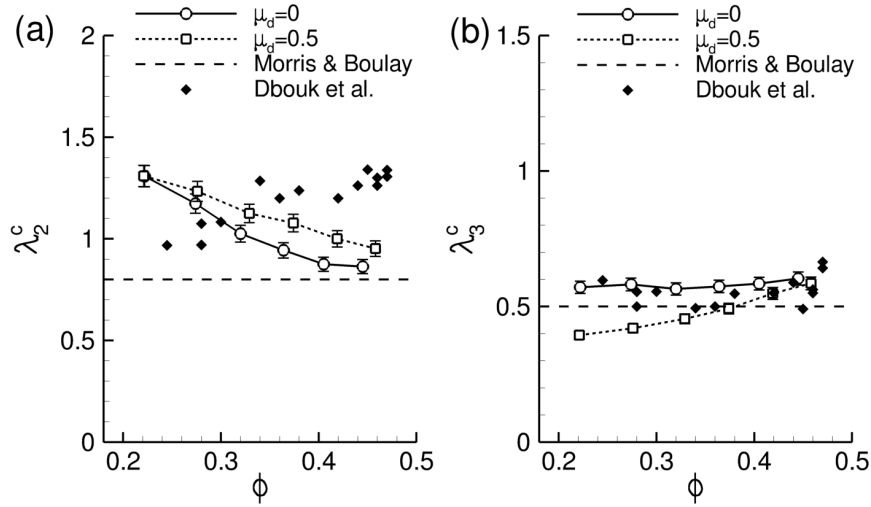


FIGURE 19. Contact anisotropy parameters λ_2^c (a) and λ_3^c (b) as a function of volume fraction ϕ for friction coefficient $\mu_d=0$ and $\mu_d=0.5$. Non-dimensional roughness is $\epsilon_r=5.10^{-3}$. Experiments are from Dbouk *et al.* (2013) (same as on Fig. 18). The dotted lines are the values taken in the SBM model (Morris & Boulay 1999).

η_m^c/η_n^p can be calculated from those results and is found to be relatively constant for $\phi \gtrsim 0.3$ with $\eta_m^c/\eta_n^p \approx 0.8$. This again confirms that contact stress prevails in dense suspensions. Morris & Boulay (1999) proposed an empirical law for the normal viscosity given as

$$\eta_n^p = K_n \left(\frac{\phi/\phi_m}{1 - \phi/\phi_m} \right)^2 \quad (4.13)$$

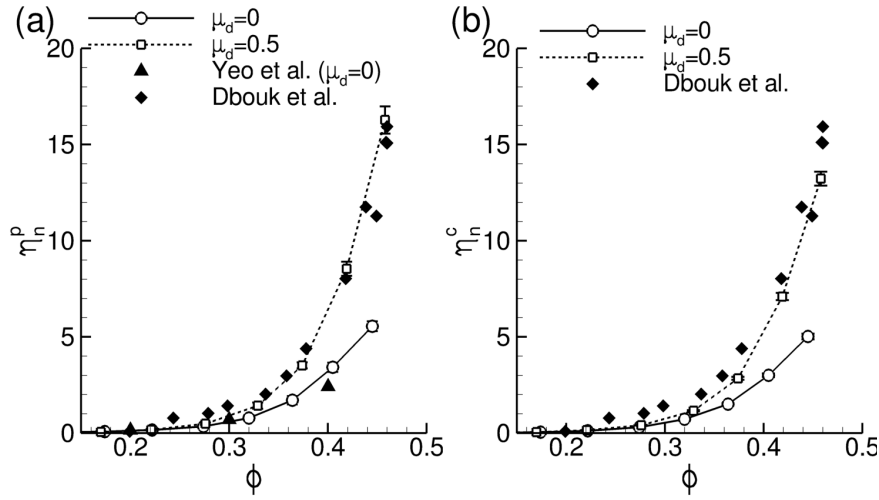


FIGURE 20. Normal viscosity η_n^p (a) and contact normal viscosity η_n^c (b) as a function of volume fraction ϕ for friction coefficient $\mu_d=0$ and $\mu_d=0.5$. Non-dimensional roughness is $\epsilon_r=5.10^{-3}$. Also shown in (a) are simulations from Yeo & Maxey (2010a) ($\mu_d=0$). Experiments are from Dbouk *et al.* (2013) and are the same in (a) and (b).

with $K_n=0.75$ and $\phi_m=0.68$. If this law were plotted in Fig. 20, it would come close to frictionless simulation results, i.e. would significantly underestimate experiments. A fit on our frictional ($\mu_d=0.5$) simulations for η_n^p gives $K_n=1.13$ and $\phi_m=0.58$.

The contact particle pressure can be recast in terms of η_n^c and reads $\Pi^c/\eta\dot{\gamma} = \eta_n^c(1 + \lambda_2^c + \lambda_3^c)/3$, so that $\Pi^c \propto \eta_n^c$. From the results in Fig. 20(b), we can infer that Π^c rises significantly with friction – by a factor of 2 between $\mu_d=0$ and $\mu_d=0.5$ for $\phi=0.4$. As pointed out in §4.4, this increase in Π^c is related to a higher level of normal contact forces exerted on particles.

4.8. Global $\mu(I_v)$ rheology

In a recent work, Boyer *et al.* (2011a) intended to unify suspension and granular rheology. They showed that dense confined suspensions have a viscoplastic behaviour similar to dry granular media that can be described using a single viscous parameter I_v . This viscous number is defined as $I_v = \eta\dot{\gamma}/P_p$ where P_p is the confining pressure. This parameter is the ratio between a flow strain time $\dot{\gamma}^{-1}$ and a viscous time η/P_p . It is analogous to the inertial number I used in granular rheology $I = a\dot{\gamma}\sqrt{\rho_p/P_p}$ where ρ_p is the particle density. Using a pressure-imposed cell, they found that the effective friction coefficient μ and the volume fraction ϕ were uniquely defined by I_v , i.e. $\mu = \mu(I_v)$ and $\phi = \phi(I_v)$ whatever the confining pressure and for two different types of particles. However, only dense suspensions ($\phi > 0.4$) and consequently very small viscous numbers I_v were investigated.

Here, we intend to compare our simulations – for frictional as well as frictionless particles – to their results. Our goal is to gauge the effect of friction as well as to check whether their experimental observations still hold for large I_v regimes. In their measurements, the confining pressure was prescribed by applying a normal force to the suspension using a porous plate. In order to parallel experiments, this suggests to consider the normal stress Σ_{yy}^p as the confining pressure P_p . To be more specific, we actually have investigated Σ_{yy}^c as well as Σ_{yy}^p and have found that results are closer to Boyer's experiments if we consider Σ_{yy}^c . This could again suggest that actual measurements determine Σ^c rather than Σ^p .

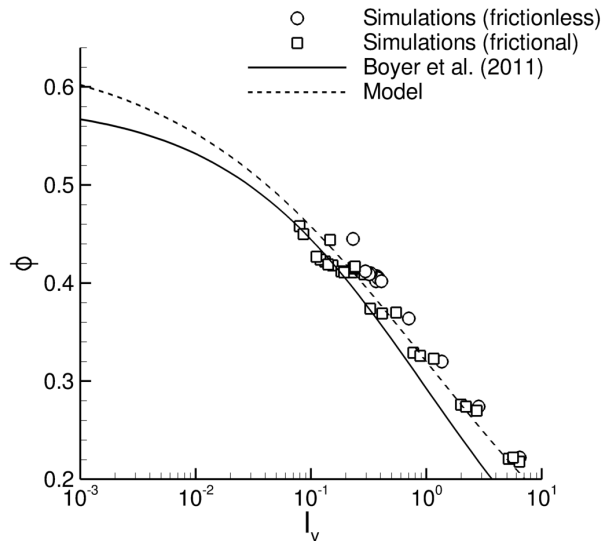


FIGURE 21. Volume fraction ϕ as a function of I_v for frictionless (\circ) and frictional (\square) simulations. Solid line is Boyer's results as represented by Eq. (4.14) with $\phi_m=0.585$ and $n=0.5$. Dashed line is for $\phi_m=0.64$ and $n=0.4$.

If the viscous number is defined as $I_v = \eta\dot{\gamma}/\Sigma_{yy}^c$, our simulation results are found to collapse onto a single $\phi = \phi(I_v)$ curve as expected from Boyer *et al.* (2011a). Of course, for high volume fractions, considering Σ_{yy}^c rather than Σ_{yy}^p brings little improvement since $\Sigma_{yy}^p \approx \Sigma_{yy}^c$ as discussed hereinbefore. Figure 21 shows a semi-logarithmic plot of $\phi(I_v)$ for our computations while the solid line is the model proposed by Boyer *et al.* (2011a) :

$$\phi = \frac{\phi_m}{1 + I_v^n} \quad (4.14)$$

with $\phi_m=0.585$ and $n=0.5$. The dashed line is a fit of Eq. (4.14) on our results and yields $\phi_m \approx 0.64$ and $n \approx 0.4$. Our simulation results compile different volume fractions, roughness, friction coefficients, etc. and reasonably collapse onto a single curve, which confirms the scaling proposed by Boyer *et al.* (2011a). For low volume fractions, a deviation between Boyer's results and our simulations is clearly noted and grows with increasing I_v . Yet, let us recall that their experimental results are obtained for dense suspensions with I_v in the range $10^{-6} \sim 10^{-1}$ while our results are restricted to much higher viscous numbers $10^{-1} \sim 10^2$. It is then questionable whether their experimental law can be extended to very large I_v . Simulations show that ϕ_m and n should be slightly adjusted in the semi-dilute case with $\phi_m \approx 0.64$ and $n \approx 0.4$. Note that Eq. (4.14) is obtained considering the divergence of viscosity near maximum packing fraction and there is little chance that very dilute suspensions can be modelled by laws obtained through the behaviour of suspensions near jamming. The fact that our fitted value $\phi_m \approx 0.64$ is close to the random-close packing fraction is probably fortuitous.

The second constitutive law addresses the effective friction coefficient μ (not to be mistaken with material dynamic friction coefficient μ_d) defined as

$$\mu = \tau/P_p \quad (4.15)$$

where τ is the shear stress $\tau = \eta_r \eta \dot{\gamma}$. Here again, P_p is assimilated to Σ_{yy}^c in our simulations. Boyer *et al.* (2011a) proposed to model the friction law as the sum of the

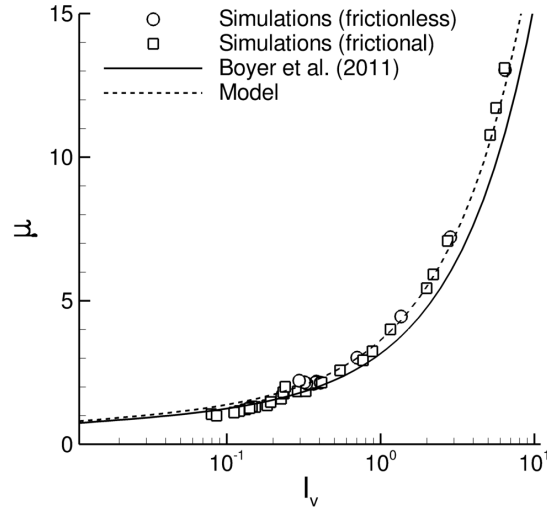


FIGURE 22. Friction coefficient $\mu = \tau/\Sigma_{yy}^c$ as a function of I_v for frictionless (\circ) and frictional suspension (\square) simulations. Solid line is Boyer's results as represented by Eq. (4.16) with $\phi_m=0.585$. Dashed line is Eq. (4.20) with $\phi_m=0.64$ and $n=0.4$.

hydrodynamic μ^h and contact μ^c contribution by

$$\mu(I_v) = \underbrace{\mu_1 + \frac{\mu_2 - \mu_1}{1 + I_0/I_v}}_{\mu^c} + \underbrace{I_v + \frac{5}{2}\phi_m I_v^{1/2}}_{\mu^h} \quad (4.16)$$

Using granular rheology results, they prescribed $\mu_1=0.32$, $\mu_2=0.7$ and $I_0=0.005$.

Figure 22 presents our simulations for the friction coefficient μ . Similarly, there is a reasonable collapse of all our results onto a single curve. This is an interesting result since computations span very different roughness or friction coefficient. Like the $\phi(I_v)$ curve, the agreement with Boyer's results is good for small I_v but a deviation is noted for dilute suspensions (large I_v). Again, this might be expected since their fit was obtained for I_v smaller than 10^{-1} . The dashed line represents an improved model for dilute systems which is described hereafter.

In order to improve the friction law in dilute regimes, we first study separately the hydrodynamic and contact contribution to μ , defined as

$$\mu^h = \frac{\eta^h \eta \dot{\gamma}}{\Sigma_{yy}^c} \quad (4.17)$$

$$\mu^c = \frac{\eta^c \eta \dot{\gamma}}{\Sigma_{yy}^c} \quad (4.18)$$

This is straightforward in computations but complex from an experimental viewpoint. Those two contributions can then be compared to the expressions of μ^h and μ^c proposed in Eq. (4.16). Results are presented in Fig. 23(a) and Fig. 23(b) for the hydrodynamic and contact parts, respectively. As seen in Fig. 23(b), the contact contribution to μ shows a reasonable agreement with the model Eq. (4.16). Note that because I_v is rather large ($I_v \gg I_0$), Eq. (4.16) boils down to $\mu^c \approx \mu_2 = 0.7$. This good agreement is a striking result because the value of μ_2 is taken from experiments reported in dry granular media. This means that the contact contribution in dry granular media and dilute suspensions

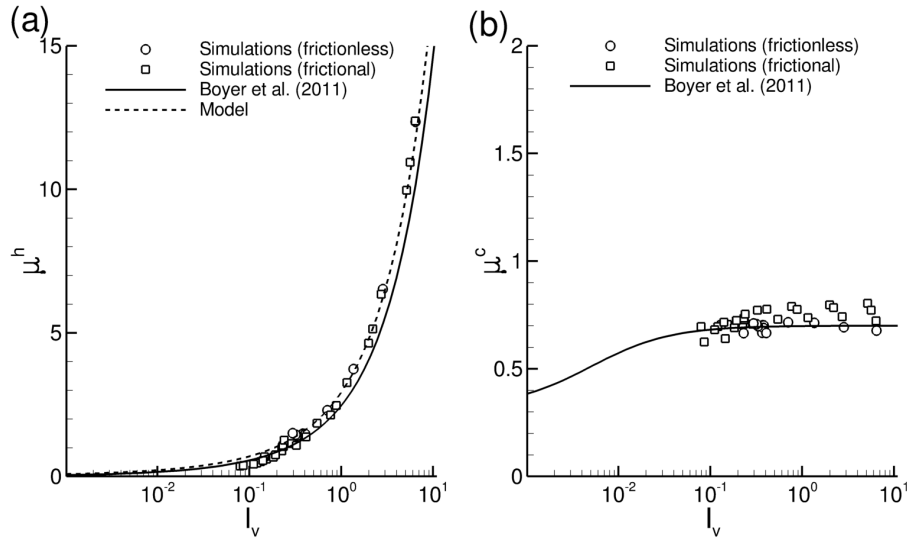


FIGURE 23. Hydrodynamic friction coefficient μ^h (a) and contact friction coefficient μ^c (b) as a function of I_v for frictionless (\circ) and frictional (\square) simulations. Solid line is Eq. (4.16) with $\phi_m=0.585$. Dashed line is Eq. (4.20) with $\phi_m=0.64$ and $n=0.4$.

is similar. Note that the contact contribution is moderately dependent on friction – frictional particles would give a mere $\mu_2 \approx 0.8$ –, at least for this range of I_v . Simulation results are however in a too dilute regime to provide a refined modelling of μ^c for a wide range of I_v , and only the high- I_v limit μ_2 can be inferred here.

For moderately dense suspensions, the most important contribution comes from hydrodynamics as seen in Fig. 23(a) (note the difference in scale with Fig. 23(b)). Actually, Eq. (4.16) predicts $\mu^c \simeq \mu^h$ for $I_v \approx 10^{-1}$. Therefore for dilute systems it is of prime importance to first improve the hydrodynamic contribution to μ . We have previously mentioned that $\eta^h \approx \eta_\infty$ seems a reasonable assumption in the semi-dilute regime. The relation $\eta_\infty(\phi)$ can be readily inferred from simulations unequivocally. Since it is obtained from a hard-sphere equilibrium non-touching configuration, it does not involve contacts and is neither related to a distorted microstructure. Past computations (Gallier *et al.* 2014) show that the high-frequency viscosity can be correctly modelled using a Krieger-Dougherty law

$$\eta_\infty = \left(1 - \frac{\phi}{\phi'_m}\right)^{-[\eta]\phi'_m} \quad (4.19)$$

with $[\eta] \approx 2.4$ and $\phi'_m \approx 0.68$. The approximation $\eta^h \approx \eta_\infty$ is used, with η_∞ given by Eq. (4.19), and further combined with Eq. (4.14). This finally gives

$$\mu^h = I_v \left(1 - \frac{\phi_m}{\phi'_m} \frac{1}{1 + I_v^n}\right)^{-[\eta]\phi'_m} \quad (4.20)$$

When I_v is large, and noting that $\phi'_m \approx \phi_m$, this expression becomes

$$\mu^h = I_v + [\eta]\phi_m I_v^{1-n} \quad (4.21)$$

which essentially gives back Boyer's model Eq. (4.16) with a slight change in the exponent, i.e. $1-n=0.6$ instead of 0.5 in the original model.

The previous results Fig. 21 to Fig. 23 display all of our available simulations in order to illustrate that results do collapse onto a single master curve regardless of particle

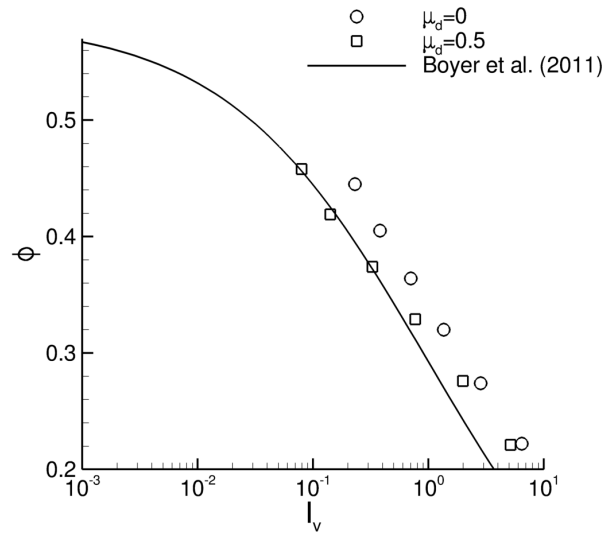


FIGURE 24. Volume fraction ϕ as a function of I_v for frictionless (\circ) and frictional $\mu_d=0.5$ (\square) particles. Non-dimensional roughness is $\epsilon_r=5.10^{-3}$. Solid line is Boyer's experimental fit Eq. (4.14) with $\phi_m=0.585$ and $n=0.5$.

characteristics (e.g. roughness or friction coefficient). Although the overall collapse is reasonable, a closer look reveals some slight dispersions, meaning that an effect of particle characteristics – although limited – does exist. Among the investigated parameters (stiffness, roughness, friction), friction is found to play the most important role. Figure 24 reconsiders the $\phi(I_v)$ results already presented in Fig. 21, but only retains the frictionless and frictional ($\mu_d=0.5$) particles. The aforementioned deviations are here more distinct and this suggests that – rigorously speaking – a unique master curve is not likely to exist due to friction. This effect was not noted in Boyer's measurements : first, because of the experimental difficulty to vary the friction coefficient significantly ; and second, because they considered very small I_v numbers where the role of friction might be different. Interestingly, Fig. 24 shows that frictional simulations are closer to the experimental correlation, suggesting that friction is operative in actual suspensions. This is especially true for high volume fractions (small I_v). A separate fit on our $\mu_d=0$ and $\mu_d=0.5$ results gives $\phi_m \approx 0.69$ and $\phi_m \approx 0.62$, respectively, i.e. the frictional ϕ_m is in better agreement with the experimental $\phi_m \approx 0.585$.

Let us summarize this section. The overlapping range (in volume fraction) between Boyer's experiments and our simulations is very small which hinders any further validations in dense regimes. Yet, one of our primary purpose was to check the existence of the master curves $\mu = \mu(I_v)$ and $\phi = \phi(I_v)$ and our results show that this reasonably works. The experimental laws seem to be less accurate in dilute regimes and we have therefore proposed a modified Boyer-like correlation to fit our dilute results. Also, it seems that friction is responsible for some slight deviations from a unique $\phi(I_v)$ curve ; as a consequence, master curves might not exist, rigorously speaking. Frictional simulations are much closer to experiments, substantiating a role of friction in actual suspensions.

5. Conclusions

In this paper, we have presented some three-dimensional numerical simulations of concentrated suspensions in a Couette flow using a fictitious domain method. Our numerical method includes a lubrication model as well as a contact model between particles similar to DEM (Discrete Element Method). This contact model assumes a Hertz law and includes roughness and friction. Some validations on a pair of particles are presented in order to demonstrate that our numerical model is adequate to deal with rough frictional particles.

This work particularly focuses on the effect of friction and its role on rheological properties, especially the relative viscosity η_r and the normal stress differences N_1 and N_2 . A relatively new and significant result is that friction has a profound impact on suspension rheology. Friction increases η_r and $|N_2|$ and decreases $|N_1|$, in better agreement with available experiments. In particular, the N_2/N_1 ratio is typically about 3~4, which corroborates experiments from Zarraga *et al.* (2000). Yet, we have not found quasi-zero or positive N_1 as attested by some other measurements (Couturier *et al.* 2011; Dbouk *et al.* 2013). Interestingly, friction is shown to act mostly through the contact stress since the hydrodynamic stress is found to remain unaffected by friction. Slight modifications of the microstructure in the compression region are likely to explain the noted effects on N_1 and N_2 . The systematic splitting between hydrodynamic and contact contributions to the stress reveals that N_1 and N_2 have not the same origin since N_1 is mostly hydrodynamic while N_2 arises from contact. This also shows that the contact stress is the prevailing stress in dense suspensions ; this is particularly true for the normal stresses. The dependence on the friction coefficient μ_d is investigated as well and is found to be significant in the range 0~0.4.

The link with continuum models is also studied in the frame of the suspension balance model. Some important parameters of the model, such as the normal viscosity or the anisotropy parameters, are computed and are found to be in better agreement with experiments when friction is accounted for. Similarly, our results are compared with recent $\mu(I_v)$ global rheology and appear to collapse onto a single curve, as expected from the works of Boyer *et al.* (2011a). Here again, the agreement with experiments is improved for frictional particles, meaning that friction is operative in actual suspensions.

Acknowledgements

This work has been funded by the French Defence Procurement Agency (DGA) and has been granted access to the HPC and visualization resources of "Centre de Calcul Interactif" hosted by the University of Nice-Sophia Antipolis.

REFERENCES

- BATCHELOR, G.K. & GREEN, J.T. 1972 The hydrodynamic interaction of two small freely-moving spheres in a linear flow field. *Journal of Fluid Mechanics* **56** (02), 375–400.
- BLANC, F. 2011 Rhéologie et microstructure des suspensions concentrées non-browniennes. PhD thesis, Université de Nice-Sophia Antipolis.
- BLANC, F., PETERS, F. & LEMAIRE, E. 2011 Experimental signature of the pair trajectories of rough spheres in the shear-induced microstructure in noncolloidal suspensions. *Phys. Rev. Letters* **107** (20), 208302.
- BOSSIS, G. & BRADY, J.F. 1984 Dynamic simulation of sheared suspensions. I. General method. *The Journal of Chemical Physics* **80**, 5141.
- BOYER, F., GUAZZELLI, E. & POULIQUEN, O. 2011a Unifying suspension and granular rheology. *Physical Review Letters* **107** (18), 188301.

- BOYER, F., POULIQUEN, O. & GUAZZELLI, E 2011*b* Dense suspensions in rotating-rod flows: normal stresses and particle migration. *Journal of Fluid Mechanics* **686**, 5.
- BRADY, J.F. & BOSSIS, G. 1985 The rheology of concentrated suspensions of spheres in simple shear flow by numerical simulation. *Journal of Fluid Mechanics* **155**, 105–129.
- BRADY, J.F. & BOSSIS, G. 1988 Stokesian dynamics. *Annual Review of Fluid Mechanics* **20** (1), 111–157.
- BRADY, J.F. & MORRIS, J.F. 1997 Microstructure of strongly sheared suspensions and its impact on rheology and diffusion. *Journal of Fluid Mechanics* **348**, 103–139.
- CHORIN, A.J. 1968 Numerical solution of the Navier-Stokes equations. *Mathematics of Computation* **22** (104), 745–762.
- COUSSOT, P. & ANCEY, C. 1999 Rheophysical classification of concentrated suspensions and granular pastes. *Physical Review E* **59** (4), 4445.
- COUTURIER, É., BOYER, F., POULIQUEN, O. & GUAZZELLI, É. 2011 Suspensions in a tilted trough: second normal stress difference. *Journal of Fluid Mechanics* **10**, 26–39.
- DACUNHA, F.R. & HINCH, E.J. 1996 Shear-induced dispersion in a dilute suspension of rough spheres. *Journal of Fluid Mechanics* **309**, 211–223.
- DAI, S., BERTEVAS, E., QI, F. & TANNER, R. 2013 Viscometric functions for noncolloidal sphere suspensions with newtonian matrices. *Journal of Rheology* **57** (2), 493–510.
- DAVIS, R.H., ZHAO, Y., GALVIN, K.P. & WILSON, H.J. 2003 Solid–solid contacts due to surface roughness and their effects on suspension behaviour. *Philosophical Transactions of the Royal Society of London. Series A: Mathematical, Physical and Engineering Sciences* **361** (1806), 871–894.
- DBOUK, T., LOBRY, L. & LEMAIRE, E. 2013 Normal stresses in concentrated non-brownian suspensions. *Journal of Fluid Mechanics* **715**, 239–272.
- DRAZER, G., KOPLIK, J., KHUSID, B. & ACRIVOS, A. 2002 Deterministic and stochastic behaviour of non-brownian spheres in sheared suspensions. *Journal of Fluid Mechanics* **460** (1), 307–335.
- DRAZER, G., KOPLIK, J., KHUSID, B. & ACRIVOS, A. 2004 Microstructure and velocity fluctuations in sheared suspensions. *Journal of Fluid Mechanics* **511**, 237–263.
- DURLOFSKY, L., BRADY, J.F. & BOSSIS, G. 1987 Dynamic simulation of hydrodynamically interacting particles. *Journal of Fluid Mechanics* **180**, 21–49.
- GALLIER, S., LEMAIRE, E., LOBRY, L. & PETERS, F. 2014 A fictitious domain approach for the simulation of dense suspensions. *Journal of Computational Physics* **256**, 367–387.
- GARLAND, S., GAUTHIER, G., MARTIN, J & MORRIS, JF 2012 Normal stress measurements in sheared non-brownian suspensions. *Journal of Rheology* **57** (1), 71–88.
- GLOWINSKI, R., PAN, TW, HESLA, TI, JOSEPH, DD & PERIAUX, J. 2001 A fictitious domain approach to the direct numerical simulation of incompressible viscous flow past moving rigid bodies: application to particulate flow. *Journal of Computational Physics* **169** (2), 363–426.
- GLOWINSKI, R., PAN, TW & PERIAUX, J. 1998 Distributed Lagrange multiplier methods for incompressible viscous flow around moving rigid bodies. *Computer Methods in Applied Mechanics and Engineering* **151** (1-2), 181–194.
- JEFFREY, D.J., MORRIS, J.F. & BRADY, J.F. 1993 The pressure moments for two rigid spheres in low-reynolds-number flow. *Physics of Fluids A* **5** (10), 2317–2325.
- KIM, S. & KARRILA, S.J. 1991 *Microhydrodynamics: principles and selected applications*, , vol. 507. Butterworth-Heinemann Boston.
- KROMKAMP, J., VAN DEN ENDE, D., KANDHAL, D., VAN DER SMAN, R. & BOOM, R. 2006 Lattice boltzmann simulation of 2d and 3d non-brownian suspensions in couette flow. *Chemical engineering science* **61** (2), 858–873.
- KULKARNI, S.D. & MORRIS, J.F. 2009 Ordering transition and structural evolution under shear in brownian suspensions. *Journal of Rheology* **53** (2), 417–439.
- LADD, A.J.C. 1994*a* Numerical simulations of particulate suspensions via a discretized Boltzmann equation. Part 1. Theoretical foundation. *Journal of Fluid Mechanics* **271**, 285–309.
- LADD, A.J.C. 1994*b* Numerical simulations of particulate suspensions via a discretized Boltzmann equation. Part 2. Numerical results. *Journal of Fluid Mechanics* **271**, 311–339.
- LADD, A.J.C & VERBERG, R. 2001 Lattice-Boltzmann simulations of particle-fluid suspensions. *Journal of Statistical Physics* **104** (5), 1191–1251.

- LHULLIER, D. 2009 Migration of rigid particles in non-brownian viscous suspensions. *Physics of Fluids* **21**, 023302.
- LOMHOLT, S. & MAXEY, M.R. 2003 Force-coupling method for particulate two-phase flow: Stokes flow. *Journal of Computational Physics* **184** (2), 381–405.
- MAXEY, MR & PATEL, BK 2001 Localized force representations for particles sedimenting in stokes flow. *International Journal of Multiphase Flow* **27** (9), 1603–1626.
- MELROSE, JR & BALL, RC 1995 The pathological behaviour of sheared hard spheres with hydrodynamic interactions. *EPL (Europhysics Letters)* **32**, 535.
- METZGER, B. & BUTLER, J.E. 2010 Irreversibility and chaos: Role of long-range hydrodynamic interactions in sheared suspensions. *Physical Review E* **82** (5), 051406.
- METZGER, B., PHAM, P. & BUTLER, J.E. 2013 Irreversibility and chaos: Role of lubrication interactions in sheared suspensions. *Physical Review E* **87** (5), 052304.
- MILLS, P. & SNABRE, P. 1995 Rheology and structure of concentrated suspensions of hard spheres. shear induced particle migration. *Journal de Physique II* **5** (10), 1597–1608.
- MORRIS, J.F. 2009 A review of microstructure in concentrated suspensions and its implications for rheology and bulk flow. *Rheologica acta* **48** (8), 909–923.
- MORRIS, J.F. & BOULAY, F. 1999 Curvilinear flows of noncolloidal suspensions: The role of normal stresses. *Journal of Rheology* **43**, 1213.
- NOTT, P.R. & BRADY, J.F. 1994 Pressure-driven flow of suspensions: simulation and theory. *Journal of Fluid Mechanics* **275**, 157–199.
- NOTT, P.R., GUAZZELLI, E & POULIQUEN, O 2011 The suspension balance model revisited. *Physics of Fluids* **23**, 043304.
- OVARLEZ, G., BERTRAND, F. & RODTS, S. 2006 Local determination of the constitutive law of a dense suspension of noncolloidal particles through magnetic resonance imaging. *Journal of Rheology* **50**, 259.
- PARSI, F. & GADALA-MARIA, F. 1987 Fore-and-aft asymmetry in a concentrated suspension of solid spheres. *Journal of Rheology* **31** (8), 725–32.
- PÖSCHEL, T. & SCHWAGER, T. 2005 *Computational granular dynamics: models and algorithms*. Springer.
- RADJAI, F. & DUBOIS, F. 2011 *Discrete element modeling of granular materials*. John Wiley & Sons, Inc.
- SETO, R., MARI, R., MORRIS, J. & DENN, M. 2013 Discontinuous shear thickening of frictional hard-sphere suspensions. *Physical review letters* **111** (21), 218301.
- SHÄFER, J, DIPPPEL, S & WOLF, DE 1996 Force schemes in simulations of granular materials. *Journal de physique I* **6** (1), 5–20.
- SIEROU, A. & BRADY, JF 2002 Rheology and microstructure in concentrated noncolloidal suspensions. *Journal of Rheology* **46**, 1031.
- SILBERT, L.E., ERTAŞ, D., GREEST, G.S., HALSEY, T.C., LEVINE, D. & PLIMPTON, S.J. 2001 Granular flow down an inclined plane: Bagnold scaling and rheology. *Phys. Rev. E* **64** (5), 051302.
- SINGH, A. & NOTT, P.R. 2000 Normal stresses and microstructure in bounded sheared suspensions via stokesian dynamics simulations. *Journal of Fluid Mechanics* **412** (1), 279–301.
- SINGH, A. & NOTT, P.R. 2003 Experimental measurements of the normal stresses in sheared stokesian suspensions. *Journal of Fluid Mechanics* **490**, 293–320.
- SMART, J.R. & LEIGHTON, D.T. 1989 Measurement of the hydrodynamic surface roughness of noncolloidal spheres. *Physics of Fluids A: Fluid Dynamics* **1** (1), 52–60.
- STICKEL, J.J. & POWELL, R.L. 2005 Fluid mechanics and rheology of dense suspensions. *Annu. Rev. Fluid Mech.* **37**, 129–149.
- WACHS, A. 2009 A DEM-DLM/FD method for direct numerical simulation of particulate flows: Sedimentation of polygonal isometric particles in a Newtonian fluid with collisions. *Computers & Fluids* **38** (8), 1608–1628.
- WILSON, H.J. 2005 An analytic form for the pair distribution function and rheology of a dilute suspension of rough spheres in plane strain flow. *Journal of Fluid Mechanics* **534** (1), 97–114.
- WILSON, H. & DAVIS, R. 2000 The viscosity of a dilute suspension of rough spheres. *Journal of Fluid Mechanics* **421**, 339–367.

- WILSON, H.J. & DAVIS, R.H. 2002 Shear stress of a monolayer of rough spheres. *Journal of Fluid Mechanics* **452**, 425–441.
- WYART, M. & CATES, M.E. 2014 Discontinuous shear thickening without inertia in dense non-brownian suspensions. *Physical review letters* **112** (9), 098302.
- YEO, K. & MAXEY, M.R. 2010a Dynamics of concentrated suspensions of non-colloidal particles in couette flow. *Journal of Fluid Mechanics* **649** (1), 205–231.
- YEO, K. & MAXEY, M.R. 2010b Ordering transition of non-brownian suspensions in confined steady shear flow. *Physical Review E* **81** (5), 051502.
- YEO, K. & MAXEY, M.R. 2010c Simulation of concentrated suspensions using the force-coupling method. *Journal of Computational Physics* **229** (6), 2401–2421.
- YU, Z. & SHAO, X. 2007 A direct-forcing fictitious domain method for particulate flows. *Journal of Computational Physics* **227** (1), 292–314.
- ZARRAGA, I.E., HILL, D.A. & LEIGHTON JR, D.T. 2000 The characterization of the total stress of concentrated suspensions of noncolloidal spheres in newtonian fluids. *Journal of Rheology* **44**, 185.
- ZARRAGA, I.E. & LEIGHTON JR, D.T. 2001 Normal stress and diffusion in a dilute suspension of hard spheres undergoing simple shear. *Physics of Fluids* **13**, 565.