



**HAL**  
open science

## Construction of the generalized Cech complex

Ngoc-Khuyen Le, Philippe Martins, Laurent Decreusefond, Anaïs Vergne

► **To cite this version:**

Ngoc-Khuyen Le, Philippe Martins, Laurent Decreusefond, Anaïs Vergne. Construction of the generalized Cech complex. Vehicular Technology Conference, May 2015, Glasgow, United Kingdom. hal-01069775v3

**HAL Id: hal-01069775**

**<https://hal.science/hal-01069775v3>**

Submitted on 24 Feb 2015

**HAL** is a multi-disciplinary open access archive for the deposit and dissemination of scientific research documents, whether they are published or not. The documents may come from teaching and research institutions in France or abroad, or from public or private research centers.

L'archive ouverte pluridisciplinaire **HAL**, est destinée au dépôt et à la diffusion de documents scientifiques de niveau recherche, publiés ou non, émanant des établissements d'enseignement et de recherche français ou étrangers, des laboratoires publics ou privés.

# Construction of the generalized Čech complex

Ngoc-Khuyen Le, Philippe Martins, Laurent Decreusefond and Anaïs Vergne  
Institut Telecom, TELECOM ParisTech, LTCI  
Paris, France

Email: ngoc-khuyen.le, martins, decrease, anais.vergne@telecom-paristech.fr

**Abstract**—In this paper, we introduce a centralized algorithm which constructs the generalized Čech complex. The generalized Čech complex represents the topology of a wireless network whose cells are different in size. This complex is useful to address a wide variety of problems in wireless networks such as: boundary holes detection, disaster recovery or energy saving. We have shown that our algorithm constructs the minimal generalized Čech complex, which satisfies the requirements of these applications, in polynomial time.

## I. INTRODUCTION

A wireless network generally contains a group of large number cells. It is interesting to know the topology of the network coverage structure. Recent works use simplicial homology to model network coverage. Indeed, a combinatorial object, named simplicial complex, gives access to the topological information of the network: connectivity and coverage. Many applications based on simplicial homology have been developed. In [1]–[3], some algorithms have been designed in both centralized and decentralized way to locate the coverage holes. In [4], the authors proposed an algorithm to turn off redundant cells without changing the topology of the network. Simplicial homology also helps to recover the wireless network after a disaster [5]. These algorithms always need a constructed simplicial complex which represents network coverage structure as their input. Concerning simplicial complex, there are two complexes frequently used: the Rips complex and the Čech complex. The Rips complex represents a group of cells by a simplex if every two of them are neighbors. The Rips complex still describes the neighborhood relation between cells, therefore it sometimes represents inaccurately the topology of the network. The Čech complex represents a group of cells by a simplex if all of them have a non-empty intersection. If all these cells have the same size, the Čech complex is called standard. If they are different in size, then this complex is defined as a generalized Čech complex. The Čech complex considers the intersection between cells. As a result, it always represents exactly the topology of the network [1, Theorem 1]. In Figure 1, there are three cells with a coverage hole inside them. This hole is represented by an empty triangle in the Čech representation. However, any two of these cells are neighbor so the Rips complex represents these cells by a filled triangle. It means that there is no coverage hole in the Rips representation. The Čech complex detects successfully the coverage hole while the Rips complex does not. In [6], an algorithm has been proposed to construct the standard Čech complex. This algorithm, which has been designed to use in

computer and graphic science, can only work with a collection of cells which have the same radius. So, this algorithm is not suitable to construct the Čech complex for the wireless networks whose cells are different in size.

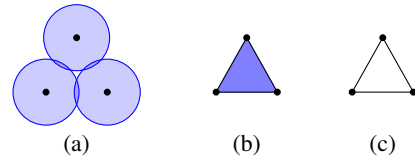


Fig. 1: (a) Cells, (b) Rips complex, (c) Čech complex.

In this paper, we introduce an algorithm which constructs the generalized Čech complex for a collection of cells that are different in size. This algorithm is designed to describe the network coverage structure by a simplicial complex, then one can analyze the coverage structure through it. We also discuss the complexity of our algorithm and then present our simulation results.

The rest of this paper is organized as follows. In section II, we introduce the background about simplicial homology and its application in wireless networks. All details of the construction algorithm of the generalized Čech complex are presented in section III. In the next section, the complexity of our algorithm is discussed. Section V presents and discusses simulation results. Finally, the last section concludes the paper.

## II. SIMPLICIAL HOMOLOGY AND APPLICATION

In this section, we first introduce some notions of simplicial homology. For further details about the simplicial homology, see documents [7] and [8]. The application of the simplicial homology in wireless networks is discussed in the latter part of this section.

Given a set of vertices  $V$ , a  $k$ -simplex is an unordered subset  $\{v_0, v_1, \dots, v_k\}$ , where  $v_i \in V$  and  $v_i \neq v_j$  for all  $i \neq j$ . The number  $k$  is its dimension.

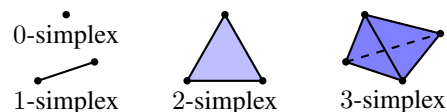


Fig. 2: Examples of simplices.

Figure 2 presents some examples: a 0-simplex is a point, a 1-simplex is a segment of line, a 2-simplex is a filled triangle, a 3-simplex is a filled tetrahedron, etc.

An oriented simplex is an ordered type of simplex, where swapping position of two vertices changes its orientation. The change of orientation is represented by a negative sign as:

$$[v_0, v_1, \dots, v_i, v_j, \dots, v_k] = -[v_0, v_1, \dots, v_j, v_i, \dots, v_k]$$

Removing a vertex from a  $k$ -simplex creates a  $(k - 1)$ -simplex. This  $(k - 1)$ -simplex is called a face of the  $k$ -simplex. Thus, each  $k$ -simplex has  $(k + 1)$  faces.

An abstract simplicial complex is a collection of simplices such that: every face of a simplex is also in the simplicial complex.

Let  $X$  be a simplicial complex. For each  $k \geq 0$ , we define a vector space  $C_k(X)$  whose basis is a set of oriented  $k$ -simplices of  $X$ . If  $k$  is bigger than the highest dimension of  $X$ , let  $C_k(X) = 0$ . We define the boundary operator to be a linear map  $\partial : C_k \rightarrow C_{k-1}$  as follows:

$$\partial[v_0, v_1, \dots, v_k] = \sum_{i=0}^k (-1)^i [v_0, v_1, \dots, v_{i-1}, v_{i+1}, \dots, v_k]$$

This formula suggests that the boundary of a simplex is the collection of its faces, as illustrated in Figure 3. For example, the boundary of a segment is its two endpoints. A filled triangle is bounded by its three segments. A tetrahedron has its boundary comprised of its four faces which are four triangles.

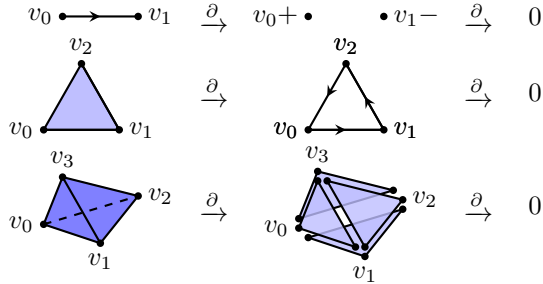


Fig. 3: Boundary operator.

The composition of boundary operators gives a chain of complexes:

$$\dots \xrightarrow{\partial} C_{k+1} \xrightarrow{\partial} C_k \xrightarrow{\partial} C_{k-1} \dots \xrightarrow{\partial} C_1 \xrightarrow{\partial} C_0 \xrightarrow{\partial} 0$$

Consider two subspaces of  $C_k(X)$ : cycle-subspace and boundary-subspace, denoted as  $Z_k(X)$  and  $B_k(X)$  respectively. Let  $\ker$  be the kernel space and  $\text{im}$  be the image space. By definition, we have:

$$Z_k(X) = \ker(\partial : C_k \rightarrow C_{k-1})$$

$$B_k(X) = \text{im}(\partial : C_{k+1} \rightarrow C_k)$$

$Z_k(X)$  includes cycles which are not boundaries while  $B_k(X)$  includes only boundaries. A  $k$ -cycle  $u$  is said homologous with a  $k$ -cycle  $v$  if their difference is a  $k$ -boundary:  $[u] \equiv [v] \iff u - v \in B_k(X)$ . A simple computation shows that  $\partial \circ \partial = 0$ . This result means that a boundary has no boundary. Thus, the  $k$ -homology of  $X$  is the quotient vector space:

$$H_k(X) = Z_k(X) \setminus B_k(X)$$

The dimension of  $H_k(X)$  is called the  $k$ -th Betti number:

$$\beta_k = \dim H_k = \dim Z_k - \dim B_k \quad (1)$$

This number has an important meaning for coverage problems. The  $k$ -th Betti number counts the number of  $k$ -dimensional holes in a simplicial complex. For example, the  $\beta_0$  counts the connected components while  $\beta_1$  counts the coverage holes, etc.

**Definition 1 (Čech complex):** Given  $(M, d)$  a metric space,  $\omega$  a finite set of points in  $M$  and  $\epsilon(\omega)$  a sequence of real positive numbers, the Čech complex with parameter  $\epsilon(\omega)$  of  $\omega$ , denoted  $C_{\epsilon(\omega)}(\omega)$  is the abstract simplicial complex whose  $k$ -simplices correspond to non-empty intersection of  $(k + 1)$  balls of radius  $\epsilon(\omega)$  centered at the  $(k + 1)$  distinct points of  $\omega$ .

If we choose  $\epsilon(\omega)$  to be the cell's coverage range  $R$ , the Čech complex verifies the exact coverage of the system. In the Čech complex, each cell is represented by a vertex. A covered space between cells corresponds to a filled triangle, tetrahedron, etc. In contrast, a coverage hole between cells corresponds to an empty (or non-filled) triangle, rectangle, etc.

**Definition 2 (Index of a vertex):** The index of a vertex  $v$  is the biggest integer  $k$  such that for every  $i \leq k$  each  $(i - 1)$ -simplex of  $v$  is a face of at least one  $i$ -simplex of  $v$ .

The index of a vertex tells us how many times the corresponding cell of this vertex overlaps with its neighbors. An index of zero indicates that corresponding cell separates from others (it's isolated). A cell whose index is one still connects to others by edges. A cell whose index is higher than one connects with others by triangles, tetrahedron etc.

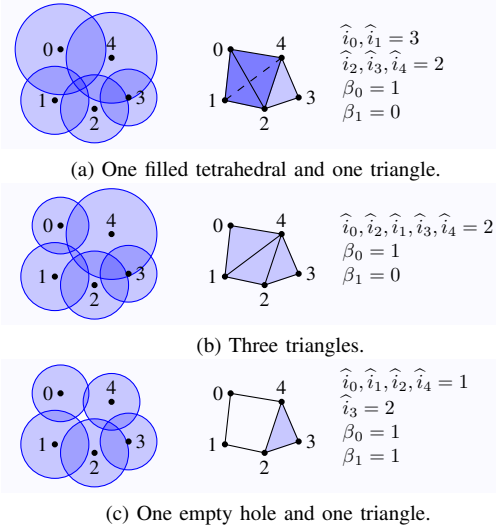


Fig. 4: Cells and Čech representation.

Once the Čech complex is constructed, we can understand the topology of the network through its homology. The Figure 4 shows some examples of cells and their presentation by Čech complex. In Figure 4a, four cells 0, 1, 2 and 4 have intersection then they are represented by a tetrahedron. Three cells 2, 3 and 4 also have intersection, so they are represented by a triangle.

The Betti number  $\beta_0$  is 1 and  $\beta_1$  is 0. This means all cells are connected and there is no coverage hole inside them. Cell 0, 1 and their neighbors are always connected by a tetrahedron then cell 0 and 1 have index 3. Cell 2 and 4 are connected with cell 3 by a triangle, so cell 2, 3 and 4 only have index 2. In Figure 4b, each cell is connected with its neighbors by a triangle, so each one has index 2. All cells are connected and there is no coverage hole so  $\beta_0$  is 1 and  $\beta_1$  is 0. In Figure 4c, all cells are connected so  $\beta_0$  is 1. There is a coverage hole inside cell 0, 1, 2 and 4. This hole is counted and  $\beta_1$  is 1 now. Index of cell 0, 1, 2 and 4 is only 1 which indicates that they lie on the boundary of the hole. Cell 3 is connected with cell 2 and 4 by a triangle so it has index 2.

### III. CONSTRUCTION OF THE ČECH COMPLEX

To construct the Čech complex, one needs to verify if any group of cells has a non-empty intersection. Obviously, each 0-simplex represents a cell, the set of 0-simplices, denoted  $S_0$ , is the list of cells. Each 1-simplex represents a pair of overlapping cells. The construction of 1-simplices boils down to the search of neighbors for each cell as in the Algorithm 1.

---

#### Algorithm 1 Construction of 1-simplices

---

**Require:**  $S_0$  {collection of cells};  
 $S_1 = \emptyset$ ; {the set of 1-simplices}  
 $N \leftarrow |S_0|$ ;  
**for**  $i = 1 \rightarrow N - 1$  **do**  
  **for**  $j = i + 1 \rightarrow N$  **do**  
    **if** cell(i) intersects cell(j) **then**  
      add  $s = (i, j)$  to  $S_1$ ;  
    **end if**  
  **end for**  
**end for**  
**return**  $S_1$

---

The construction of  $k$ -simplices where  $k \geq 2$  is more complex. The rest of this section is devoted to the details of the construction of  $k$ -simplices where  $k \geq 2$ . From the definition of the Čech complex, each  $k$ -simplex represents a group of  $(k+1)$  cells which have a non-empty intersection. The number of combinations of  $(k+1)$  cells in all  $N$  cells is huge. We should first find out a candidate group that has an opportunity to be a  $k$ -simplex. Let us assume that  $u = \{v_0, v_1, \dots, v_k\}$  is a  $k$ -simplex. Then we can deduce that each pair  $(v_i, v_j)$ , where  $0 \leq i \neq j \leq k$ , are neighbors. This suggests that  $\hat{u} = \{\hat{v}_0, \hat{v}_1, \dots, \hat{v}_k\}$ , where  $\hat{v}_1, \dots, \hat{v}_k$  are neighbors of  $\hat{v}_0$ , is a candidate of the cell  $\hat{v}_0$  to be a  $k$ -simplex. If one of  $\hat{v}_1, \dots, \hat{v}_k$  is not neighbor of  $\hat{v}_0$ , then  $\{\hat{v}_0, \hat{v}_1, \dots, \hat{v}_k\}$  can not be a  $k$ -simplex. We now need to verify if each candidate is a  $k$ -simplex. Let us denote  $x_{ij}$  an  $x_{ji}$  the two intersection points of cell  $v_i$  with cell  $v_j$ . Let  $\mathbb{X} = \{x_{ij}, x_{ji} | 0 \leq i < j \leq k\}$  be the set of intersection points for the candidate  $\hat{u}$ . Let us denote  $v_*$  the smallest cell in candidate cells  $\hat{v}_0, \hat{v}_1, \dots, \hat{v}_k$ . There are only three cases possible. The first case is when the smallest cell  $v_*$  is inside the others. We then conclude that  $\hat{u} = \{\hat{v}_0, \hat{v}_1, \dots, \hat{v}_k\}$  is a  $k$ -simplex.

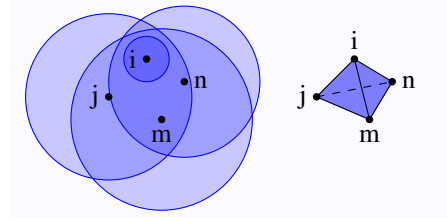


Fig. 5: Smallest cell is inside the other cells.

Look at the example from Figure 5, the cell  $i$  is the smallest cell and it is inside the others. So the four cells  $i, j, m,$  and  $n$  compose a 3-simplex  $(i, j, m, n)$ . If the first case is not satisfied, we consider the second case when the smallest cell  $v_*$  is not inside others and there exists an intersection point  $x_{ij} \in \mathbb{X}$  that is inside cell  $v_t$  for all  $0 \leq t \leq k$  and  $t \neq i, j$ . We then conclude that  $\hat{u} = \{\hat{v}_0, \hat{v}_1, \dots, \hat{v}_k\}$  is a  $k$ -simplex.

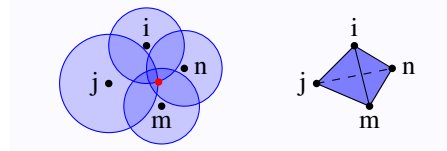


Fig. 6: One of the intersection points of cell  $i$  and cell  $j$  is inside the other cells.

In Figure 6, an intersection point of cell  $i$  and cell  $j$  is inside other cells  $m$  and  $n$ . This point is marked as a red point in Figure 6. So, we conclude that  $(i, j, m, n)$  is a 3-simplex. If both first case and second case are not satisfied, we conclude that  $\hat{u} = \{\hat{v}_0, \hat{v}_1, \dots, \hat{v}_k\}$  is not a  $k$ -simplex. The smallest cell  $v_*$  is not inside others and no intersection point  $x_{ij} \in \mathbb{X}$  is inside cell  $v_t$  for any  $0 \leq t \leq k$  and  $t \neq i, j$ . So there must exist  $i^*, j^*$  and  $m^*$  such that  $x_{i^*}$  and  $x_{j^*}$  are not inside the cell  $m^*$ . So  $(i^*, j^*, m^*)$  is not a 2-simplex then it can not be part of a  $k$ -simplex with  $k \geq 2$ .

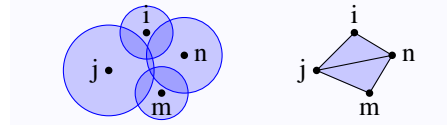


Fig. 7: No intersection point of any two cells is inside the other cells.

In Figure 7, we can not find a pair of cells for which one of their intersection points is inside all the other cells. In addition, both intersection points of cell  $i$  and cell  $j$  are not inside cell  $m$ . So the three cells  $i, j$  and  $m$  do not compose a 2-simplex. Then, four cells  $i, j, m$  and  $n$  do not compose a 3-simplex. The algorithm to verify if a candidate is a  $k$ -simplex, where  $k \geq 2$ , is given in the Algorithm 2:

---

**Algorithm 2** Verification a candidate of  $k$ -simplex

---

**Require:**  $\hat{u} = \{\hat{v}_0, \hat{v}_1, \dots, \hat{v}_k\}$  a candidate;  
 $v^* \leftarrow$  the smallest cell of  $\{\hat{v}_0, \hat{v}_1, \dots, \hat{v}_k\}$ ;  
**if** cell  $v^*$  is inside cell  $\hat{v}_i$  for all  $\hat{v}_i \neq v^*$  **then**  
    verification = **true**;  
**else**  
     $\mathbb{X} = \emptyset$ ;  
    **for**  $i = 0 \rightarrow k$  **do**  
        **for**  $j = i + 1 \rightarrow k + 1$  **do**  
             $\{x_{ij}, x_{ji}\} =$  intersection points of cells  $i, j$ ;  
            add  $\{x_{ij}, x_{ji}\}$  into  $\mathbb{X}$ ;  
        **end for**  
    **end for**  
    **if** there exists  $x_{ij}$  inside cell  $\hat{v}_t$  for all  $t \neq i, j$  **then**  
        verification = **true**;  
    **else**  
        verification = **false**;  
    **end if**  
**end if**  
**return** verification;

---

The construction of the Čech complex can be summarized as in the Algorithm 3:

---

**Algorithm 3** Construction of the Čech complex

---

**Require:**  $S_0$  and  $S_1$ ;  
 $k = 2$ ;  
**while** (1) **do**  
     $S_k = \emptyset$ ; % collection of  $k$ -simplices  
    **for each**  $\hat{v}_0 \in S_0$  **do**  
         $S^*$  = a set of candidate  $\{\hat{v}_0, \hat{v}_1, \dots, \hat{v}_k\}$  of  $\hat{v}_0$ ;  
        **for each**  $\hat{u} = \{\hat{v}_0, \hat{v}_1, \dots, \hat{v}_k\} \in S^*$  **do**  
            verification = verify( $\hat{u}$ ); % call to Algorithm 2  
            **if** verification = **true** **then**  
                add  $\hat{u}$  into  $S_k$ ;  
            **end if**  
        **end for**  
    **end for**  
    **if**  $S_k \neq \emptyset$  **then**  
         $k = k + 1$ ;  
    **else**  
        break;  
    **end if**  
**end while**  
**return** sequence of  $S_k$  for all  $k \geq 2$ ;

---

#### IV. COMPLEXITY

To construct the Čech complex, one needs to verify if any group of cells has a non-empty intersection. The 0-simplices are obviously a collection of vertices. Computing 1-simplices is to search of neighbors for each cell. Its complexity is  $C_N^2$ , where  $N$  is the number of cells. To compute 2-simplices, for each cell we take two of its neighbors and verify if this cell and the two neighbors have a non-empty intersection. The verification has complexity  $O(k^2)$  where  $k$  is the dimension

of the simplex. This verification can be done in an instant time. Let  $n$  be the average number of neighbors of each cell, the complexity to compute 2-simplices for each cell is  $C_n^2$  on average. The complexity of the 2-simplices computation for all cells is  $NC_n^2$ . Similarly, to compute the  $k$ -simplices for each cell, we take  $k$  of its neighbors and verify if this cell and the neighbors have a non-empty intersection. The complexity of  $k$ -simplices computation of one cell is  $C_n^k$  and for all cells is  $NC_n^k$ . Consequently, the complexity to construct the Čech complex is:  $C_N^2 + N \sum_{k=2}^{d_{\max}} C_n^k$ , where  $d_{\max}$  is the highest dimension of the Čech complex. Many applications in wireless networks such as locating coverage hole or disaster recovery require only the Čech complex built up to dimension 2. In this case, the complexity to construct the Čech complex up to dimension 2 is only  $O(N^2 + Nn^2)$ . If the Čech complex is built up to its highest dimension, the sum  $\sum_{k=2}^{d_{\max}} C_n^k$  can be upper bounded by  $2^n$ . The complexity to construct the Čech complex up to highest dimension is then as much  $O(N^2 + N2^n)$ .

#### V. SIMULATION RESULTS

In our simulations, the cells are deployed according to the Poisson point process on a square  $6 \times 6$ . The density of cells varies from 1 (medium) to 2 (high). The radius of each cell can vary from 0.5 to 1. We use our algorithm to construct the generalized Čech complex for these cells up to dimension 2 and dimension 10. Note that, the generalized Čech complex built up to dimension 2 satisfies the requirement of almost applications in wireless networks. Our simulations are written in C++ language and executed on an Intel Core i7 2Ghz processor with 4GB of RAM. The construction time of the Čech complex is listed in Table I.

TABLE I: Execution time (ms)

Density	$d_{\max} = 2$	$d_{\max} = 10$
1	2.31	25.48
1.5	10.36	580.42
2	30.97	10208.10

Figure 8 shows the simulated cells with their representation by generalized Čech complex.

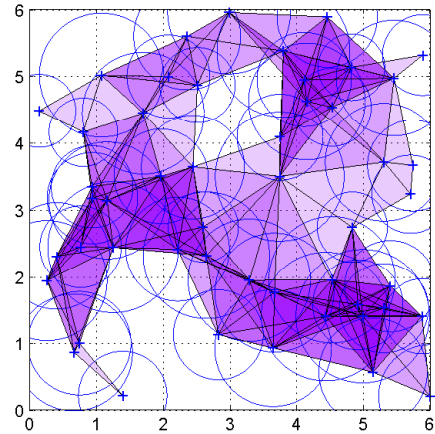


Fig. 8: Random cells and their Čech complex.

In this Figure 8, the darker color indicates the higher dimension simplex, the lighter color indicates the lower dimension simplex. There is one coverage hole represented by the white space surrounded by colored simplices.

## VI. CONCLUSION

In this paper, we propose a centralized algorithm to build the generalized Čech complex. This complex is specified to analyze the coverage structure of wireless networks whose cells are different in size. This algorithm can build the minimal generalized Čech complex that is applied to wireless networks in polynomial time. Although this algorithm is designed for 2D space, it can be enhanced to be used in 3D space. Future work considers the design of the distributed release of this algorithm.

## REFERENCES

- [1] R. Ghrist and A. Muhammad, "Coverage and hole-detection in sensor networks via homology," in *Information Processing in Sensor Networks, 2005. IPSN 2005. Fourth International Symposium on*, 2005, pp. 254–260.
- [2] V. De Silva and R. Ghrist, "Coordinate-free coverage in sensor networks with controlled boundaries via homology," *Int. J. Rob. Res.*, vol. 25, no. 12, pp. 1205–1222, Dec. 2006. [Online]. Available: <http://dx.doi.org/10.1177/0278364906072252>
- [3] F. Yan, P. Martins, and L. Decreusefond, "Connectivity-based distributed coverage hole detection in wireless sensor networks," in *Global Telecommunications Conference (GLOBECOM 2011), 2011 IEEE*, 2011, pp. 1–6.
- [4] A. Vergne, L. Decreusefond, and P. Martins, "Reduction algorithm for simplicial complexes," in *INFOCOM, 2013 Proceedings IEEE*, 2013, pp. 475–479.
- [5] A. Vergne, I. Flint, L. Decreusefond, and P. Martins, "Disaster Recovery in Wireless Networks: A Homology-Based Algorithm," in *ICT 2014*, Lisbon, Portugal, May 2014. [Online]. Available: <http://hal.archives-ouvertes.fr/hal-00800520>
- [6] S. Dantchev and I. Ivrișimțzis, "Technical section: Efficient construction of the Čech complex," *Comput. Graph.*, vol. 36, no. 6, pp. 708–713, Oct. 2012. [Online]. Available: <http://dx.doi.org/10.1016/j.cag.2012.02.016>
- [7] J. Munkres, *Elements of Algebraic Topology*. Addison Wesley, 1984.
- [8] A. Hatcher, *Algebraic Topology*. Cambridge University Press, 2002.