



HAL
open science

Minimal time bioremediation of water resources with two patches

Hector Ramirez, Alain Rapaport, Victor Riquelme

► **To cite this version:**

Hector Ramirez, Alain Rapaport, Victor Riquelme. Minimal time bioremediation of water resources with two patches. 2014. hal-01069581v1

HAL Id: hal-01069581

<https://hal.science/hal-01069581v1>

Preprint submitted on 29 Sep 2014 (v1), last revised 22 Oct 2015 (v2)

HAL is a multi-disciplinary open access archive for the deposit and dissemination of scientific research documents, whether they are published or not. The documents may come from teaching and research institutions in France or abroad, or from public or private research centers.

L'archive ouverte pluridisciplinaire **HAL**, est destinée au dépôt et à la diffusion de documents scientifiques de niveau recherche, publiés ou non, émanant des établissements d'enseignement et de recherche français ou étrangers, des laboratoires publics ou privés.

Minimal time bioremediation of water resources with two patches

H. Ramírez C.¹, A. Rapaport² and V. Riquelme^{1,2*}

¹ DIM and CMM, Universidad de Chile, Santiago, Chile.
hramirez@dim.uchile.cl, vriquelme@dim.uchile.cl

² MISTEA, UMR 729 INRA/Supagro, Montpellier, France
and MODEMIC, INRA/Inria team, Sophia-Antipolis, France.
rapaport@supagro.inra.fr

September 29, 2014

Abstract. This paper studies the bioremediation, in minimal time, of a water resource or reservoir using a single continuous bioreactor. The bioreactor is connected to two pumps, at different locations in the reservoir, that pump polluted water and inject back sufficiently clean water with the same flow rate. This leads to a minimal-time optimal control problem where the control variables are related to the inflow rates of both pumps. We obtain a non-convex problem for which it is not possible to directly prove the existence of its solutions. We overcome this difficulty and fully solve the studied problem by applying Pontryagin's principle to the associated generalized control problem. We also obtain explicit bounds on its value function via Hamilton-Jacobi-Bellman techniques.

Key-words. Minimal-time control, non-convexity, feedback synthesis, value function, Pontryagin's maximum principle, Hamilton-Jacobi-Bellman equation, decontamination, water resources, chemostat.

1 Introduction

Today, the decontamination of water resources and reservoirs in natural environments (lakes, lagoons, etc.) and in industrial frameworks (basin, pools, etc.) is of prime importance. Due to the availability of drinking water becoming scarce on earth, efforts have to be made to re-use water and to preserve aquatic resources. To this end, biological treatment is a convenient way to extract organic or soluble matter from water. The basic principle is to use biotic agents (generally micro-organisms) that convert the pollutant until the concentration in the reservoir decreases to an acceptable level. Typically, the treatment is performed with the help of continuously stirred or fed-batch bioreactors. Numerous studies have been devoted to this subject over the past 40 years (see, for instance, [2, 1, 23, 15, 13, 19, 3, 22, 18, 21, 11, 5]).

The following main types of procedure are usually considered:

- The direct introduction of the biotic agents to the reservoir. This solution could lead to the eutrophication of the resource.
- The draining of the reservoir to a dedicated bioreactor and the filling back of the water after treatment. This solution attempts to eradicate various forms of life supported by the water resource, that cannot survive without water (such as fish, algae, etc.).

Alternatively, one can consider a side bioreactor that continuously treats the water pumped from the reservoir and that injects it back with the same flow rate so that the volume of the reservoir remains constant at all time. At the output of the bioreactor, a settler separates biomass from the water so that no biomass is introduced in the resource. Such an operating procedure is typically used for water purification of culture basins in aquaculture [8, 9, 16].

*This work is part of the PhD work of V. Riquelme, to be defended at Univ. Chile and Univ. Montpellier II, France.

The choice of the flow rate presents a trade-off between the speed at which the water is treated and the quality of decontamination. Recently, minimal-time control problems with simple spatial representations have been formulated and addressed [10]. Under the assumption that the resource is perfectly mixed, an optimal state-feedback that depends on the characteristics of the micro-organisms and on the on-line measurement of the pollutant concentration has been derived. Later, an extension with a more realistic spatial representation was proposed that considers two perfectly-mixed zones in the resource [12]: an “active” zone, where the treatment of the pollutant is the most effective, and a more confined or “dead” zone that communicates with the active zone by diffusion of the pollutant. It has been shown that the feedback in the perfectly mixed case is optimal if one applies it on the pollutant concentration in the active zone only. The fact that this controller does not require knowledge of the size of the dead zone or of the value of the diffusion parameter, neither of the online measurement of the pollutant in the dead zone, is a remarkable property. Nevertheless, the minimal time is impacted by the characteristics of the confinement. In the present work, we study the benefit of considering a second pump, each of the two devices being dedicated to each zone (see Fig. 1), and how to optimally operate the two-speed pumps. The associated minimal-time problem is significantly more complex, because there are now two controls

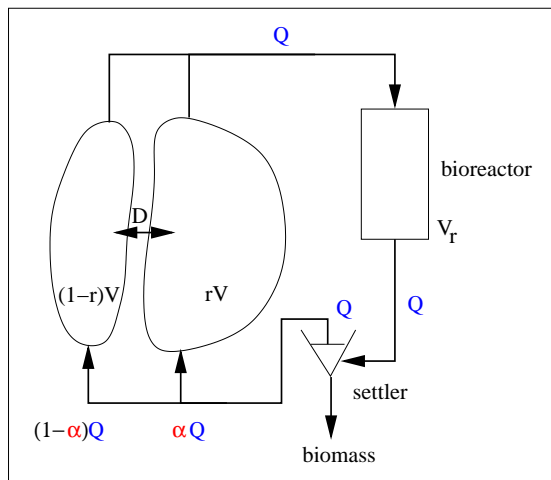


Figure 1: Connections between the two zones and the bioreactor

and because the velocity set is non-convex (this is shown in the equations in the next Section). Indeed, it is necessary to use different techniques to address the cases of non-null diffusion between the two zones and the limiting case of null diffusion between the two zones.

The paper is organized as follows. In the next section, definitions and hypotheses are presented. In Section 3, properties of the optimization problem with relaxed controls and non-null diffusion are investigated. In Section 4, the optimal control strategy for the original problem with non-null diffusion is given and proven. In Section 5, we address the particular case of null diffusion and we provide explicit bounds on the minimal-time function. Finally, we show numerical computations that illustrate the theoretical results.

2 Definitions and preliminaries

The time evolution of the concentrations s_i ($i = 1, 2$) of pollutants in the two patches are given by the equations

$$\begin{cases} \frac{ds_1}{dt} = \frac{q_1}{v_1}(s_r - s_1) + \frac{D}{v_1}(s_2 - s_1) , \\ \frac{ds_2}{dt} = \frac{q_2}{v_2}(s_r - s_2) + \frac{D}{v_2}(s_1 - s_2) , \end{cases} \quad (1)$$

where the volumes v_i ($i = 1, 2$) are assumed to be constant and D denotes the diffusion coefficient of the pollutant between the two zones. The control variables are the flow rates q_i of the pumps in each zone,

which bring water with a low pollutant concentration s_r from the bioreactor and remove water with a pollutant concentration s_i from each zone i , with the same flow rates q_i .

The concentration s_r at the output of the bioreactor is linked to the total flow rate $q = q_1 + q_2$ by the usual chemostat model:

$$\begin{cases} \frac{ds_r}{dt} &= -\mu(s_r)x_r + \frac{q}{v_r}(s_{in} - s_r) , \\ \frac{dx_r}{dt} &= \mu(s_r)x_r - \frac{q}{v_r}x_r , \end{cases} \quad (2)$$

where v_r is the volume of the bioreactor and $\mu(\cdot)$ is the specific growth rate of the bacteria (without a loss of generality we assume that the yield coefficient is equal to one). The input concentration s_{in} is given by the combination of the concentrations of the water extracted from the two zones:

$$s_{in} = \frac{q_1 s_1 + q_2 s_2}{q_1 + q_2} . \quad (3)$$

We assume that the output of the bioreactor is filtered by a perfect settler so that the water that returns to the resource is biomass free.

The target to be reached in the minimal time is defined by a threshold $\underline{s} > 0$ of the pollutant concentrations, that is

$$\mathcal{T} = \{s = (s_1, s_2) \in \mathbb{R}_+^2 \mid \max(s_1, s_2) \leq \underline{s}\} . \quad (4)$$

In the paper, we shall denote t_f as the first time at which a trajectory reaches the target (when it exists).

We make the usual assumptions on the growth function $\mu(\cdot)$ in absence of inhibition.

Hypothesis 1 $\mu(\cdot)$ is a C^1 increasing concave function defined on \mathbb{R}_+ with $\mu(0) = 0$.

Under this last assumption, we recall that under a constant s_{in} , the dynamics (2) admit a unique positive equilibrium (s_r^*, x_r^*) that is globally asymptotically stable on the domain $\mathbb{R}_+ \times \mathbb{R}_+^*$ provided that the condition $q/v_r \leq \mu(s_{in})$ is fulfilled (see, for instance, [20]). Then, s_r^* is defined as the unique solution of $\mu(s_r^*) = q/v_r$ and $x_r^* = s_{in} - s_r^*$. Consequently, considering expression (3), the controls q_1 and q_2 are chosen such that

$$q_1 + q_2 \leq v_r \mu\left(\frac{q_1 s_1 + q_2 s_2}{q_1 + q_2}\right) . \quad (5)$$

We assume that the resource to be treated is very large. This amounts to considering that the bioreactor is small compared to both zones of the resource.

Hypothesis 2 v_1 and v_2 are large compared to v_r .

Let us define $\alpha = q_1/q$, $r = v_1/v$, $d = D/v_r$, and $\epsilon = v_r/v$. Then, the coupled dynamics (1)-(2) with (3) can be written in the slow-fast form

$$\begin{cases} \frac{ds_r}{dt} &= -\mu(s_r)x_r + \frac{q}{v_r}(\alpha s_1 + (1-\alpha)s_2 - s_r) , \\ \frac{dx_r}{dt} &= \mu(s_r)x_r - \frac{q}{v_r}x_r , \\ \frac{ds_1}{dt} &= \epsilon \left(\frac{\alpha}{r} \frac{q}{v_r} (s_r - s_1) + \frac{d}{r} (s_2 - s_1) \right) , \\ \frac{ds_2}{dt} &= \epsilon \left(\frac{1-\alpha}{1-r} \frac{q}{v_r} (s_r - s_2) + \frac{d}{1-r} (s_1 - s_2) \right) . \end{cases}$$

Provided that the initial conditions of the variables (s_r, x_r) belong to $\mathbb{R}_+ \times \mathbb{R}_+^*$, applying Tikonov's Theorem (see for instance [14]), the dynamics of the slow variables (s_1, s_2) can be approached using the reduced dynamics

$$\begin{cases} \dot{s}_1 &= \frac{ds_1}{d\tau} = \frac{\alpha}{r} \mu(s_r^*) (s_r^* - s_1) + \frac{d}{r} (s_2 - s_1) , \\ \dot{s}_2 &= \frac{ds_2}{d\tau} = \frac{1-\alpha}{1-r} \mu(s_r^*) (s_r^* - s_2) + \frac{d}{1-r} (s_1 - s_2) \end{cases} \quad (6)$$

in the time scale $\tau = \epsilon t$. In this formulation, the quasi-steady-state concentration s_r^* of the bioreactor can be considered as a control variable that takes values in $[0, \alpha s_1 + (1 - \alpha)s_2]$, which is equivalent to choosing $q \in [0, v_r \mu(\alpha s_1 + (1 - \alpha)s_2)]$ when Hypothesis 1 is fulfilled. Consequently, the control problem can be reformulated with the controls $u = (\alpha, s_r^*)$ that belong to the state-dependent control set

$$U(s) = \{(\alpha, s_r^*) \mid \alpha \in [0, 1], s_r^* \in [0, \alpha s_1 + (1 - \alpha)s_2]\} \quad (7)$$

equivalently to controls q_1 and q_2 . In what follows, a measurable function $u(\cdot)$ such that $u(t) \in U(s(t))$ for all t is called an *admissible control*.

Lemma 1 *The domain \mathbb{R}_+^2 is positively invariant by the dynamics (6) for any admissible controls $u(\cdot)$, and any trajectory is bounded. Furthermore, the target \mathcal{T} is reachable in a finite time from any initial condition in \mathbb{R}_+^2 .*

Proof. For $s_1 = 0$ and $s_2 \geq 0$, one has $\dot{s}_1 \geq 0$. Similarly, one has $\dot{s}_2 \geq 0$ when $s_1 \geq 0$ and $s_2 = 0$. By the uniqueness of the solutions of (6) for measurable controls $u(\cdot)$, we deduce that \mathbb{R}_+^2 is invariant. From equations (6), one can write

$$r\dot{s}_1 + (1 - r)\dot{s}_2 = \mu(s_r^*)(s_r^* - (\alpha s_1 + (1 - \alpha)s_2)) \leq 0$$

for any admissible controls. One then deduces

$$rs_1(t) + (1 - r)s_2(t) \leq M_0 = rs_1(0) + (1 - r)s_2(0), \quad \forall t \geq 0,$$

which provides the boundedness of the trajectories.

Consider the feedback strategy

$$\alpha = r, \quad s_r^* = \frac{rs_1 + (1 - r)s_2}{2},$$

and we write the dynamics of $m = rs_1 + (1 - r)s_2$ as follows:

$$\dot{m} = -\mu\left(\frac{m}{2}\right) \frac{m}{2} < 0, \quad \forall m > 0.$$

Then, from any initial condition in \mathbb{R}_+^2 , the solution $m(t)$ tends to 0 when t tends to infinity. Therefore, $m(\cdot)$ reaches the set $[0, \min(r, 1 - r)\underline{s}]$ in a finite time, which guarantees that $s = (s_1, s_2)$ belongs to \mathcal{T} at that time. ■

For simplicity, we define the function

$$\beta(\sigma, s_r^*) = \mu(s_r^*)(\sigma - s_r^*) \quad (8)$$

so that the dynamics (6) can be written in the more compact form

$$\dot{s} = F(s, u) + dG(s) \quad (9)$$

where $F(\cdot)$ and $G(\cdot)$ are defined as follows:

$$F(s, (\alpha, s_r^*)) = - \begin{bmatrix} \frac{\alpha}{r} \beta(s_1, s_r^*) \\ \frac{1 - \alpha}{1 - r} \beta(s_2, s_r^*) \end{bmatrix}, \quad G(s) = \begin{bmatrix} \frac{s_2 - s_1}{r} \\ \frac{s_1 - s_2}{1 - r} \end{bmatrix}.$$

The dynamics can be equivalently expressed in terms of controls $v = (\alpha, \zeta)$ that belong to the state-independent set $V = [0, 1]^2$ with the dynamics

$$\dot{s} = F(s, (\alpha, \zeta(\alpha s_1 + (1 - \alpha)s_2))) + dG(s) \quad (10)$$

which fulfill the usual regularity conditions for applying Pontryagin's Maximum Principle for deriving necessary optimality conditions. One can notice that the velocity set of the dynamics (10) is not everywhere convex. Consequently, one cannot guarantee a priori the existence of an optimal control $v(\cdot)$ in the set of time-measurable functions that take values in V but that are among relaxed controls (see, for instance, [24, Sec. 2.7]). For convenience, we shall keep the formulation of the problem with controls u . Because for any s the sets $\cup_{u \in U(s)} F(s, u)$ are two-dimensional connected, the corresponding convexified dynamics can be written as follows (see [17, Th. 2.29]):

$$\dot{s} = \tilde{F}(s, \tilde{u}) + dG(s) \quad (11)$$

with

$$\tilde{F}(s, \tilde{u}) = pF(s, u_a) + (1-p)F(s, u_b) \quad (12)$$

where the relaxed controls $\tilde{u} = (u_a, u_b, p) = (\alpha_a, s_{ra}^*, \alpha_b, s_{rb}^*, p)$ belong to the set

$$\tilde{U}(s) = U(s)^2 \times [0, 1].$$

In the next section, we show that the relaxed problem admits an optimal solution that is also a solution of the original (non-relaxed) problem.

3 Study of the relaxed problem

Throughout this section, we assume that the parameter d is positive. The particular case of $d = 0$ will be considered later in Section 5. Let us write the Hamiltonian of the relaxed problem

$$\begin{aligned} \tilde{H}(s, \lambda, (\alpha_a, s_{ra}^*, \alpha_b, s_{rb}^*, p)) = \\ -1 + pQ(s, \lambda, (\alpha_a, s_{ra}^*)) + (1-p)Q(s, \lambda, (\alpha_b, s_{rb}^*)) + d(s_2 - s_1) \left(\frac{\lambda_1}{r} - \frac{\lambda_2}{1-r} \right) \end{aligned} \quad (13)$$

which is to be maximized w.r.t. $(\alpha_a, s_{ra}^*, \alpha_b, s_{rb}^*, p) \in \tilde{U}(s)$, where $\lambda = (\lambda_1, \lambda_2)$, and we have defined, for convenience, the function

$$Q(s, \lambda, (\alpha, s_r^*)) = - \left(\alpha \frac{\lambda_1}{r} \beta(s_1, s_r^*) + (1-\alpha) \frac{\lambda_2}{1-r} \beta(s_2, s_r^*) \right). \quad (14)$$

The adjoint equations are

$$\begin{cases} \dot{\lambda}_1 = \lambda_1 \left(p \frac{\alpha_a}{r} \mu(s_{ra}^*) + (1-p) \frac{\alpha_b}{r} \mu(s_{rb}^*) + \frac{d}{r} \right) - \lambda_2 \frac{d}{1-r}, \\ \dot{\lambda}_2 = -\lambda_1 \frac{d}{r} + \lambda_2 \left(p \frac{1-\alpha_a}{1-r} \mu(s_{ra}^*) + (1-p) \frac{1-\alpha_b}{1-r} \mu(s_{rb}^*) + \frac{d}{1-r} \right), \end{cases} \quad (15)$$

with the following transversality conditions

$$\begin{cases} s_1(t_f) < \underline{s}, s_2(t_f) = \underline{s} \Rightarrow \lambda_1(t_f) = 0, \lambda_2(t_f) < 0, \\ s_1(t_f) = \underline{s}, s_2(t_f) < \underline{s} \Rightarrow \lambda_1(t_f) < 0, \lambda_2(t_f) = 0, \\ s_1(t_f) = \underline{s}, s_2(t_f) = \underline{s} \Rightarrow \lambda_1(t_f) \leq 0, \lambda_2(t_f) \leq 0 \text{ with } \lambda(t_f) \neq 0. \end{cases} \quad (16)$$

As usual, a tuple $(s(\cdot), \lambda(\cdot), \tilde{u}^*(\cdot))$ satisfying (11), (15), (16), and

$$\tilde{H}(s(t), \lambda(t), \tilde{u}^*(t)) = \max_{\tilde{u} \in \tilde{U}(s(t))} \tilde{H}(s(t), \lambda(t), \tilde{u}) \quad (17)$$

is called an *admissible extremal*.

Lemma 2 *Along any admissible extremal, one has $\lambda_i(t) < 0$ ($i = 1, 2$) for any $t < t_f$.*

Proof. One can notice that the dynamics (15) are competitive or, equivalently, that the dynamics in backward time are cooperative. Moreover, $\lambda = 0$ is an equilibrium of the dynamics. By comparison of the solutions of cooperative systems and transversality conditions (16), we deduce that the adjoint variables are such that $\lambda_i(t) \leq 0$ ($i = 1, 2$) for any $t \leq t_f$ and are not simultaneously equal to zero. If there exists $t < t_f$ and $i \in \{1, 2\}$ such that $\lambda_i(t) = 0$, then one has $\lambda_j(t) < 0$ for $j \neq i$. However, $d > 0$ implies $\dot{\lambda}_i(t) > 0$, thus obtaining a contradiction with $\lambda_i \leq 0$ for any time. ■

For the following, we consider the function

$$\gamma(\sigma) = \max_{s_r^* \geq 0} \beta(\sigma, s_r^*), \quad \sigma > 0, \quad (18)$$

which fulfills the following property:

Lemma 3 *Under Hypothesis 1, for any $\sigma > 0$, there exists a unique $\hat{s}_r^*(\sigma) \in (0, \sigma)$ that realizes the maximum in (18). Furthermore, the function $\gamma(\cdot)$ is differentiable and increasing with*

$$\gamma'(\sigma) = \mu(\hat{s}_r^*(\sigma)). \quad (19)$$

Proof. Consider the function $\varphi : (\sigma, w) \in \mathbb{R}_+ \times [0, 1] \mapsto \beta(\sigma, w\sigma)$ and the partial function $\varphi_\sigma : w \in [0, 1] \mapsto \varphi(\sigma, w)$ for fixed $\sigma > 0$. Notice that $\varphi_\sigma(0) = \varphi_\sigma(1) = 0$ and that $\varphi_\sigma(w) > 0$ for $w \in (0, 1)$. Simple calculation gives $\varphi_\sigma''(w) = \mu''(w\sigma)(1-w)\sigma^3 - 2\mu'(w\sigma)\sigma^2$, which is negative. Therefore, $\varphi_\sigma(\cdot)$ is a strictly concave function on $[0, 1]$ and consequently admits a unique maximum w_σ^* on $[0, 1]$. We conclude that w_σ^* belongs to $(0, 1)$ or, equivalently, that the maximum of $s_r^* \mapsto \beta(\sigma, s_r^*)$ is realized for a unique $\hat{s}_r^*(\sigma) = w_\sigma^*\sigma$ in $(0, \sigma)$.

Furthermore, one has $\varphi'_\sigma(w) = \sigma\mu'(w\sigma)(\sigma - w\sigma) - \sigma\mu(w\sigma)$, and the necessary optimality condition $\varphi'_\sigma(w_\sigma^*) = 0$ gives the equality

$$\mu(\hat{s}_r^*(\sigma)) = \mu'(\hat{s}_r^*(\sigma))(\sigma - \hat{s}_r^*(\sigma)). \quad (20)$$

Simple calculation shows that for each $w \in [0, 1]$, the function $\sigma \mapsto \varphi(\sigma, w)$ is convex. Because the maximizer w_σ^* of $\varphi_\sigma(\cdot)$ is unique for any σ , one can apply the rules of differentiability of pointwise maxima (see, for instance, [7, Chap. 2.8]), which state that the function $\gamma(\sigma) = \max_{w \in [0, 1]} \varphi(\sigma, w)$ is differentiable with

$$\gamma'(\sigma) = \frac{\partial \varphi}{\partial \sigma}(\sigma, w_\sigma^*\sigma) = w_\sigma^*\mu'(w_\sigma^*\sigma)(\sigma - w_\sigma^*\sigma) + \mu(w_\sigma^*\sigma)(1 - w_\sigma^*\sigma).$$

Equation (20) provides the simpler expression (19), which shows that $\gamma(\cdot)$ is increasing. ■

We now consider the variable

$$\eta = \frac{-\lambda_1}{r} \gamma(s_1) - \frac{-\lambda_2}{1-r} \gamma(s_2) \quad (21)$$

which will play the role of a *switching function*. Notice that this is not the usual switching function of problems with linear dynamics w.r.t. a scalar control because our problem has two controls α and s_r^* that cannot be separated, and the second control acts non-linearly in the dynamics.

Lemma 4 *For fixed $(s, \lambda) \in \mathbb{R}_+^2 \times \mathbb{R}_-^2$, the pairs $u^* = (\alpha, s_r^*) \in U(s)$ that maximize the function $Q(s, \lambda, \cdot)$ are the following:*

- i. when $\eta > 0$: $u^* = (1, \hat{s}_r^*(s_1))$,
- ii. when $\eta < 0$: $u^* = (0, \hat{s}_r^*(s_2))$,
- iii. when $\eta = 0$ and $s_1 = s_2$: $u^* \in [0, 1] \times \{\hat{s}_r^*\}$ where $\hat{s}_r^* = \hat{s}_r^*(s_1) = \hat{s}_r^*(s_2)$,
- iv. when $\eta = 0$ and $s_1 \neq s_2$: $u^* = (1, \hat{s}_r^*(s_1))$ or $u^* = (0, \hat{s}_r^*(s_2))$.

Proof. When $\eta > 0$, one can write, using Lemma 3 and $\lambda_1, \lambda_2 < 0$,

$$\begin{aligned} Q(s, \lambda, (1, \hat{s}_r^*(s_1))) &= \frac{-\lambda_1}{r} \gamma(s_1) \\ &> \alpha \frac{-\lambda_1}{r} \gamma(s_1) + (1 - \alpha) \frac{-\lambda_2}{1 - r} \gamma(s_2), \quad \forall \alpha \in [0, 1] \\ &\geq \alpha \frac{-\lambda_1}{r} \beta(s_1, s_r^*) + (1 - \alpha) \frac{-\lambda_2}{1 - r} \beta(s_2, s_r^*), \quad \forall \alpha \in [0, 1], \quad \forall s_r^* \in [0, \alpha s_1 + (1 - \alpha) s_2], \\ &\geq Q(s, \lambda, (\alpha, s_r^*)), \quad \forall \alpha \in [0, 1], \quad \forall s_r^* \in [0, \alpha s_1 + (1 - \alpha) s_2], \end{aligned}$$

and for $\alpha = 1$, one has $Q(s, \lambda, (1, \hat{s}_r^*(s_1))) > Q(s, \lambda, (1, s_r^*))$, $\forall s_r^* \neq \hat{s}_r^*(s_1)$. Therefore, the maximum of $Q(s, \lambda, \cdot)$ is reached for the unique pair $(\alpha, s_r^*) = (1, \hat{s}_r^*(s_1))$.

Similarly, when $\eta < 0$, one can show that the unique maximum is $(\alpha, s_r^*) = (0, \hat{s}_r^*(s_2))$.

When $\eta = 0$, one has

$$\frac{-\lambda_1}{r} \gamma(s_1) = \frac{-\lambda_2}{1 - r} \gamma(s_2) > Q(s, \lambda, (\alpha, s_r^*)), \quad \forall \alpha \in [0, 1], \quad \forall s_r^* \notin \{\hat{s}_r^*(s_1), \hat{s}_r^*(s_2)\}.$$

If $s_1 = s_2$, one necessarily has $\lambda_1/r = \lambda_2/(1 - r) \neq 0$, and thus,

$$Q(s, \lambda, (\alpha, s_r^*)) = \frac{-\lambda_1}{r} \beta(s_1, s_r^*) < \frac{-\lambda_1}{r} \gamma(s_1) = Q(s, \lambda, (\alpha, \hat{s}_r^*(s_1))), \quad \forall s_r^* \neq \hat{s}_r^*(s_1),$$

for any $\alpha \in [0, 1]$. The optimal s_r^* is necessarily equal to $\hat{s}_r^*(s_1) = \hat{s}_r^*(s_2)$.

If $s_1 \neq s_2$, one has $\hat{s}_r^*(s_1) \neq \hat{s}_r^*(s_2)$, and consequently, using Lemma 3 and the fact that λ_1 and λ_2 are both negative,

$$Q(s, \lambda, (\alpha, \hat{s}_r^*(s_1))) = \alpha \frac{-\lambda_1}{r} \gamma(s_1) + (1 - \alpha) \frac{-\lambda_2}{1 - r} \beta(s_2, \hat{s}_r^*(s_1)) < \frac{-\lambda_1}{r} \gamma(s_1), \quad \forall \alpha \in [0, 1]$$

$$Q(s, \lambda, (\alpha, \hat{s}_r^*(s_2))) = \alpha \frac{-\lambda_1}{r} \beta(s_1, \hat{s}_r^*(s_2)) + (1 - \alpha) \frac{-\lambda_2}{1 - r} \gamma(s_2) < \frac{-\lambda_2}{1 - r} \gamma(s_2), \quad \forall \alpha \in [0, 1]$$

Then, $(\alpha, s_r^*) = (1, \hat{s}_r^*(s_1))$ and $(\alpha, s_r^*) = (0, \hat{s}_r^*(s_2))$ are the only two pairs that maximize $Q(s, \lambda, \cdot)$. ■

Proposition 1 *At almost any time, an optimal control \tilde{u}^* of the relaxed problem fulfills the following property:*

1. when $\eta \neq 0$ or $s_1 = s_2$, one has $\tilde{F}(s, \tilde{u}^*) = F(s, u^*)$, where u^* is given by Lemma 4 i.-ii.-iii.
2. when $\eta = 0$ and $s_1 \neq s_2$, one has

$$\begin{aligned} \tilde{u}^* \in & \{(1, \hat{s}_r^*(s_1)), (0, \hat{s}_r^*(s_2))\} \times U(s) \times \{1\} \cup U(s) \times \{(1, \hat{s}_r^*(s_1)), (0, \hat{s}_r^*(s_2))\} \times \{0\} \\ & \cup \{(1, \hat{s}_r^*(s_1), 0, \hat{s}_r^*(s_2))\} \times [0, 1] \cup \{(0, \hat{s}_r^*(s_2), 1, \hat{s}_r^*(s_1))\} \times [0, 1]. \end{aligned} \quad (22)$$

Proof. According to Pontryagin's Maximum Principle, an optimal control $\tilde{u} = (u_a, u_b, p)$ has to maximize for a.e. time the Hamiltonian \tilde{H} given in (13) or, equivalently, the quantity

$$(u_a, u_b, p) \mapsto \tilde{Q}(s, \lambda, (u_a, u_b, p)) = pQ(s, \lambda, u_a) + (1 - p)Q(s, \lambda, u_b)$$

where λ_1 and λ_2 are negative (from Lemma 2). Let us consider the maximization of the function $Q(s, \lambda, \cdot)$ characterized by Lemma 4.

In cases i and ii, the function $Q(s, \lambda, \cdot)$ admits a unique maximizer u^* . Thus, $\tilde{Q}(s, \lambda, \cdot)$ is maximized for $u_a = u^*$ with $p = 1$ independent of u_b (or, symmetrically, for $u_b = u^*$ with $p = 0$ independent of u_a) or for $u_a = u_b = u^*$ independent of $p \in [0, 1]$. In any case, one has $\tilde{F}(s, \tilde{u}^*) = F(s, u^*)$.

In case iii, the function $Q(s, \lambda, \cdot)$ is maximized for a unique value of $s_r^* = \hat{s}_r^*(s_1) = \hat{s}_r^*(s_2)$ independent of α . Thus, $\tilde{Q}(s, \lambda, \cdot)$ is maximized when $s_{r_a}^*$ is equal to this value with $p = 1$ independent of u_b (and, symmetrically, when $s_{r_b}^*$ is equal to this value with $p = 0$ independent of u_a) or when both $s_{r_a}^*$ and $s_{r_b}^*$

are equal to this value independent of α_a , α_b and p . In any case, one has $\tilde{F}(s, \tilde{u}^*) = F(s, u^*)$, where $u^* \in [0, 1] \times \{s_r^*\}$.

In case iv, the function $Q(s, \lambda, \cdot)$ admits two possible maximizers. Thus, $\tilde{Q}(s, \lambda, \cdot)$ is maximized when u_a is equal to one of these maximizers with $p = 1$ independent of u_b , when, symmetrically, u_b is equal to one of these maximizers with $p = 0$ independent of u_a , or when u_a and u_b are equal to the two different maximizers independent of p . All these cases appear in the set-membership (22). ■

Remark 1 *In case 2 of Proposition 1, a relaxed control \tilde{u}^* with $p \in (0, 1)$ can be approximated by a high-frequency switching between non-relaxed controls $u = (1, \hat{s}_r^*(s_1))$ and $u = (0, \hat{s}_r^*(s_2))$ (see the “chattering control” in [6]). In practice, such a high-frequency switching between the two pumps is not desired.*

The following Lemma will be crucial later at several places.

Lemma 5 *Along any extremal trajectory, one has at almost any time*

$$\dot{\eta} = d \left(\frac{\gamma(s_1)}{r} + \frac{\gamma(s_2)}{1-r} \right) \left(\frac{\lambda_2}{1-r} - \frac{\lambda_1}{r} \right) + d \left(\frac{\lambda_1}{r^2} \mu(\hat{s}_r^*(s_1)) + \frac{\lambda_2}{(1-r)^2} \mu(\hat{s}_r^*(s_2)) \right) (s_1 - s_2). \quad (23)$$

Proof. Let us write the time derivatives of the products $\lambda_1 \gamma(s_1)$ and $\lambda_2 \gamma(s_2)$ that appear in the expression of the function η using expressions (11), (15) and (19):

$$\frac{d}{dt} [\lambda_1 \gamma(s_1)] = \frac{\lambda_1}{r} \delta_1 + d\gamma(s_1) \left(\frac{\lambda_1}{r} - \frac{\lambda_2}{1-r} \right) + d \frac{\lambda_1}{r} \mu(\hat{s}_r^*(s_1)) (s_2 - s_1)$$

where we put

$$\delta_1 = p\alpha_a [\mu(s_{ra}^*)\gamma(s_1) - \mu(\hat{s}_r^*(s_1))\beta(s_1, s_{ra}^*)] + (1-p)\alpha_b [\mu(s_{rb}^*)\gamma(s_1) - \mu(\hat{s}_r^*(s_1))\beta(s_1, s_{rb}^*)].$$

One can easily check that for any optimal control \tilde{u}^* given by Proposition 1, one has $\delta_1 = 0$. Similarly, one can write

$$\frac{d}{dt} [\lambda_2 \gamma(s_2)] = \frac{\lambda_2}{1-r} \delta_2 + d\gamma(s_2) \left(\frac{\lambda_2}{1-r} - \frac{\lambda_1}{r} \right) + d \frac{\lambda_2}{1-r} \mu(\hat{s}_r^*(s_2)) (s_1 - s_2)$$

where

$$\delta_2 = p(1-\alpha_a) [\mu(s_{ra}^*)\gamma(s_2) - \mu(\hat{s}_r^*(s_2))\beta(s_2, s_{ra}^*)] + (1-p)(1-\alpha_b) [\mu(s_{rb}^*)\gamma(s_2) - \mu(\hat{s}_r^*(s_2))\beta(s_2, s_{rb}^*)],$$

with $\delta_2 = 0$ for any optimal control \tilde{u}^* given by Proposition 1.

Then, one obtains the equality (23). ■

We now prove that the non-relaxed problem admits an optimal solution that is also optimal for the relaxed problem.

Proposition 2 *The optimal trajectories for the problem with the convexified dynamics (11) are admissible optimal trajectories for the original dynamics (9). Furthermore, the optimal control $u^*(\cdot)$ fulfills the following property*

$$s_1(t) \neq s_2(t) \implies u^*(t) = (1, \hat{s}_r^*(s_1)) \text{ or } u^*(t) = (0, \hat{s}_r^*(s_2)), \quad \text{for a.e. } t \in [0, t_f].$$

Proof. We will prove that the set of times whereby the optimal relaxed strategy generates a velocity that belongs to the convexified velocity set but not to the original velocity set has Lebesgue measure zero. For this, consider $s_1 > s_2$ and $\eta = 0$. Because $\gamma(\cdot)$ is increasing (see Lemma 3), $\gamma(s_1) > \gamma(s_2)$. Additionally, $\eta = 0$ implies that $\lambda_1/r > \lambda_2/(1-r)$. From equation (23) of Lemma 5, we deduce the inequality $\dot{\eta} < 0$ (where λ_1 and λ_2 are negative by Lemma 2). Similarly, to consider $s_2 > s_1$ and $\eta = 0$ implies that $\dot{\eta} > 0$. We conclude that case 2 of Proposition 1 can only occur at times in a set of null measure, from which the statement follows.

Now, because the optimal strategy of the convexified problem is (at almost any time) an admissible extremal for the original problem, and because the optimal time of the convexified problem is less than or equal to the optimal time of the original problem, the original problem has a solution, and it is characterized by point 1 of Proposition 1.

The last statement of the proposition follows from point 1 of Proposition 1. ■

4 Synthesis of the optimal strategy

According to Proposition 2, we can now consider optimal trajectories of the original (non-relaxed) problem, knowing that the optimal strategy is “bang-bang” except on a possible singular arc that belongs to the diagonal set $\Delta := \{s \in \mathbb{R}_+^2 \text{ s.t. } s_1 = s_2\}$.

Proposition 3 *For $d > 0$, the following feedback control drives any initial state in $\mathbb{R}_+^2 \setminus \mathcal{T}$ to the target \mathcal{T} in minimal time:*

$$u^*[s] = \begin{cases} (1, \hat{s}_r^*(s_1)) & \text{when } s_1 > s_2, \\ (r, \hat{s}_r^*(s_1)) = (r, \hat{s}_r^*(s_2)) & \text{when } s_1 = s_2, \\ (0, \hat{s}_r^*(s_2)) & \text{when } s_1 < s_2. \end{cases} \quad (24)$$

Proof. From Pontryagin’s Maximum Principle, a necessary optimality condition for an admissible trajectory is the existence of a solution to the adjoint system

$$\begin{cases} \dot{\lambda}_1 &= \lambda_1 \frac{\alpha}{r} \mu(s_r^*) + d \left(\frac{\lambda_1}{r} - \frac{\lambda_2}{1-r} \right), \\ \dot{\lambda}_2 &= \lambda_2 \frac{1-\alpha}{1-r} \mu(s_r^*) + d \left(\frac{\lambda_2}{1-r} - \frac{\lambda_1}{r} \right), \end{cases} \quad (25)$$

with the transversality conditions (16) and where $u^* = (\alpha, s_r^*)$ maximizes the Hamiltonian

$$H(s, \lambda, u) = -1 + Q(s, \lambda, u) + d(s_2 - s_1) \left(\frac{\lambda_1}{r} - \frac{\lambda_2}{1-r} \right)$$

w.r.t. u .

Consider the set

$$I_- = \{(s, \eta) \in (\mathbb{R}_+^2 \setminus \mathcal{T}) \times \mathbb{R} \text{ s.t. } s_1 > s_2 \text{ and } \eta < 0\}.$$

From expression (23), one obtains the property

$$s_1 > s_2 \text{ and } \eta < 0 \Rightarrow \dot{\eta} < 0$$

using the facts that λ_i ($i = 1, 2$) are negative (Lemma 2) and that $\gamma(\cdot)$ is increasing (Lemma 3). When $\eta < 0$, one has $u^* = (0, \hat{s}_r^*(s_2))$ from Lemma 4, and it is possible to write

$$\dot{s}_1 - \dot{s}_2 = -\frac{d}{r(1-r)}(s_1 - s_2) + \frac{\gamma(s_2)}{1-r},$$

which shows that $s_1 - s_2$ remains positive for any future time. Thus, the set I_- is positively invariant by the dynamics (6)-(25). We deduce that the existence of a time $t < t_f$ such that $(s(t), \eta(t)) \in I_-$ implies $(s(t_f), \eta(t_f)) \in I_-$, and from the transversality condition (16), one obtains $\lambda_1(t_f) < \lambda_2(t_f) = 0$. Then, one should have $\eta(t_f) = -\lambda_1(t_f)\gamma(s_1(t_f))/r > 0$, thus obtaining a contradiction. Similarly, one can show that the set

$$I_+ = \{(s, \eta) \in (\mathbb{R}_+^2 \setminus \mathcal{T}) \times \mathbb{R} \text{ s.t. } s_1 < s_2 \text{ and } \eta > 0\}$$

is positively invariant and that the transversality condition implies that (s, η) never belongs to I_+ along an optimal trajectory. Because Δ is the only possible locus of a singular arc, we can form a conclusion about the optimality of (24) outside Δ .

Now, consider the function

$$L(s) = \frac{1}{2}(s_1 - s_2)^2$$

and write its time derivative along an admissible trajectory $s(\cdot)$ as follows:

$$\dot{L} = \langle \nabla L, \dot{s} \rangle = \left(-\frac{\alpha}{r} \beta(s_1, s_r^*) + \frac{1-\alpha}{1-r} \beta(s_2, s_r^*) \right) (s_1 - s_2) - \frac{2d}{r(1-r)} L.$$

Along an optimal trajectory, one has

$$\dot{L} + \frac{2d}{r(1-r)}L = \begin{cases} -\frac{\gamma(s_1)}{r}(s_1 - s_2) & \text{when } s_1 > s_2, \\ \frac{\gamma(s_2)}{1-r}(s_1 - s_2) & \text{when } s_1 < s_2, \end{cases}$$

and deduces that the inequality $\dot{L} + \frac{2d}{r(1-r)}L \leq 0$ is fulfilled. Consequently, the set $\Delta \subset L^{-1}(0)$ is positively invariant by the optimal dynamics. On Δ , the maximization of $Q(s, \lambda, \cdot)$ gives the unique $s_r^* = \hat{s}_r^*(s_1) = \hat{s}_r^*(s_2)$ because λ_1, λ_2 are both negative (see Lemmas 2, 3 and 4). Finally, the only (non-relaxed) control that leaves Δ invariant is such that $\alpha = r$. ■

5 Study of the minimal-time function

Define the function

$$T(\sigma) = \max(0, \bar{T}(\sigma)) \quad \text{with} \quad \bar{T}(\sigma) = \int_{\underline{s}}^{\sigma} \frac{d\xi}{\gamma(\xi)}, \quad \sigma > 0.$$

Lemma 6 $T(\cdot)$ is strictly concave on $[\underline{s}, +\infty)$.

Proof. Lemma 3 allows one to claim that $\bar{T}(\cdot)$ is twice differentiable for any $\sigma > 0$ and that one has

$$\bar{T}''(\sigma) = -\frac{\gamma'(\sigma)}{\gamma(\sigma)^2} < 0, \quad \forall \sigma > 0.$$

The function $\bar{T}(\cdot)$ is strictly concave on \mathbb{R}_+ , and because $T(\cdot)$ coincides with $\bar{T}(\cdot)$ on $[\underline{s}, +\infty)$, we conclude that $T(\cdot)$ is strictly concave on this interval. ■

Let us denote the minimal-time function by $V_d(\cdot)$, indexed by the value of the parameter d :

$$V_d(x) = \inf_{u(\cdot)} \{t > 0 \mid s(x, u, d, t) \in \mathcal{T}\},$$

where $s(x, u, d, \cdot)$ denotes the solution of (9) with the initial condition $s(0) = x = (x_1, x_2)$, the admissible control $u(\cdot)$ and the parameter value d . Lemma 1 ensures that these functions are well defined on \mathbb{R}_+^2 .

Proposition 4 The value functions $V_d(\cdot)$ fulfill the following properties.

- i. For any $d \geq 0$, $V_d(\cdot)$ is Lipschitz continuous on \mathbb{R}_+^2 .
- ii. For $d = 0$, one has $V_0(x) = rT(x_1) + (1-r)T(x_2)$ for any $x \in \mathbb{R}_+^2$, and the feedback (24) is optimal for both relaxed and non-relaxed problems.

Proof. On the boundary $\partial^+\mathcal{T}$ of the target that lies in the interior of the (positively) invariant domain \mathbb{R}_+^2 , the set $N(\cdot)$ of unitary external normals is

$$N(s) = \begin{cases} \left\{ \begin{pmatrix} 0 \\ 1 \end{pmatrix} \right\} & \text{when } s_1 < \underline{s} \text{ and } s_2 = \underline{s}, \\ \left\{ \begin{pmatrix} \cos \theta \\ \sin \theta \end{pmatrix} \right\}_{\theta \in [0, \pi/2]} & \text{when } s_1 = s_2 = \underline{s}, \\ \left\{ \begin{pmatrix} 1 \\ 0 \end{pmatrix} \right\} & \text{when } s_1 = \underline{s} \text{ and } s_2 < \underline{s}. \end{cases}$$

At any $s \in \partial^+\mathcal{T}$, one has

$$\inf_{u \in U(s)} \inf_{\nu \in N(s)} \langle F(s, u) + dG(s), \nu \rangle \leq \inf_{u \in U(s)} \inf_{\nu \in N(s)} \langle F(s, u), \nu \rangle = -\gamma(\underline{s}) < 0.$$

Furthermore, the maps

$$s \mapsto F(s, u) + dG(s)$$

are Lipschitz continuous w.r.t. $s \in \mathbb{R}_+^2$ uniformly in u . According to [4, Sect 1. and 4, Chap. IV], the target satisfies then the *small time locally controllable* property, and the value functions $V_d(\cdot)$ are Lipschitz continuous on \mathbb{R}_+^2 .

When $d = 0$, the feedback (24) provides the following dynamics

$$\dot{s} = \begin{cases} -\frac{1}{r} \begin{bmatrix} \gamma(s_1) \\ 0 \end{bmatrix} & \text{when } s_1 > \max(s_2, \underline{s}) , \\ -\begin{bmatrix} \gamma(s_1) \\ \gamma(s_2) \end{bmatrix} & \text{when } s_1 = s_2 > \underline{s} , \\ -\frac{1}{1-r} \begin{bmatrix} 0 \\ \gamma(s_2) \end{bmatrix} & \text{when } s_2 > \max(s_1, \underline{s}) , \end{cases}$$

and one can explicitly calculate the time to go to the target for any initial condition $x \in \mathbb{R}_+^2$, which we denote as $W_0(x)$:

$$W_0(x) = \begin{cases} -r \int_{x_1}^{\max(x_2, \underline{s})} \frac{ds_1}{\gamma(s_1)} - \int_{\max(x_2, \underline{s})}^{\underline{s}} \frac{ds_1}{\gamma(s_1)} & \text{when } x_1 \geq x_2 , \\ -(1-r) \int_{x_2}^{\max(x_1, \underline{s})} \frac{ds_2}{\gamma(s_2)} - \int_{\max(x_1, \underline{s})}^{\underline{s}} \frac{ds_2}{\gamma(s_2)} & \text{when } x_1 \leq x_2 . \end{cases}$$

One can check that W_0 is Lipschitz continuous and that it can be written as $W_0(x) = rT(x_1) + (1-r)T(x_2)$. We now show that W_0 is a viscosity solution of the Hamilton-Jacobi-Bellman equation associated to the relaxed problem

$$\mathcal{H}(x, \nabla W_0(x)) = -1 + \max_{(u_a, u_b, p) \in \bar{U}(x)} pQ(x, -\nabla W_0(x), u_a) + (1-p)Q(x, -\nabla W_0(x), u_b) = 0, \quad x \notin \mathcal{T}, \quad (26)$$

(where Q is defined in (14)) with the boundary condition

$$W_0(x) = 0, \quad x \in \mathcal{T}. \quad (27)$$

Consider the C^1 functions

$$\bar{W}_{0,1}(x) = r\bar{T}(x_1) \quad , \quad \bar{W}_{0,2}(x) = (1-r)\bar{T}(x_2) \quad \text{and} \quad \bar{W}_0(x) = \bar{W}_{0,1}(x) + \bar{W}_{0,2}(x)$$

defined on \mathbb{R}_+^2 . One has

$$\nabla \bar{W}_{0,1}(x) = \begin{bmatrix} \frac{r}{\gamma(x_1)} \\ 0 \end{bmatrix} \quad \text{and} \quad \nabla \bar{W}_{0,2}(x) = \begin{bmatrix} 0 \\ \frac{1-r}{\gamma(x_2)} \end{bmatrix}$$

which are non-negative vectors. One can then use Lemma 4 to obtain the property

$$\mathcal{H}(x, \nabla \bar{W}_{0,1}(x)) = \mathcal{H}(x, \nabla \bar{W}_{0,2}(x)) = \mathcal{H}(x, \nabla \bar{W}_0(x)) = 0, \quad x \in \mathbb{R}_+^2 ,$$

which shows that $\bar{W}_{0,1}$, $\bar{W}_{0,2}$ and \bar{W}_0 are solutions of (26) in the classical sense.

At $x \notin \mathcal{T}$ with $x_i \neq \underline{s}$ ($i = 1, 2$), W_0 is C^1 and locally coincides with \bar{W}_0 . Then, it satisfies equation (26) in the classical sense.

At $x \notin \mathcal{T}$ with $x_1 = \underline{s}$ or $x_2 = \underline{s}$, W_0 is not differentiable but locally coincides with $\max(\bar{W}_0, \bar{W}_{0,2})$ or $\max(\bar{W}_0, \bar{W}_{0,1})$. From the properties of viscosity solutions (see, for instance, [4, Prop 2.1, Chap. II]), one must simply check that W_0 is a super-solution of (26). At such points, the Fréchet sub-differential of W_0 is

$$\partial^- W_0(x) = \begin{cases} \left[0, \frac{r}{\gamma(\underline{s})} \right] \times \left\{ \frac{1-r}{\gamma(x_2)} \right\} & \text{when } x_1 = \underline{s} , \\ \left\{ \frac{r}{\gamma(x_1)} \right\} \times \left[0, \frac{1-r}{\gamma(\underline{s})} \right] & \text{when } x_2 = \underline{s} . \end{cases}$$

Because any sub-gradient $\delta^- \in \partial^- W_0(x)$ is a non-negative vector, one can again use Lemma 4 and obtain

$$\mathcal{H}(x, \delta^-) = 0, \quad \forall \delta^- \in \partial^- W_0(x),$$

which proves that W_0 is a viscosity solution of (26). Moreover, W_0 fulfills the boundary condition (27). Finally, we use the characterization of the minimal-time function as the unique viscosity solution of (26) in the class of Lipschitz continuous functions with boundary conditions (27) (see [4, Th. 2.6, Chap IV]) to conclude that W_0 is the value function of the relaxed problem. Because the time $W_0(x)$ to reach the target from an initial condition $x \notin \mathcal{T}$ is obtained with the non-relaxed control (24), we also deduce that V_0 and W_0 are equal. ■

Remark 2 *In the case $d = 0$, the control given by (24) is optimal but not the unique solution of the problem. Indeed, in Proposition 4, we proved that $V_0(\cdot)$ is the unique viscosity solution to equation (26), where one of the possible maximizers of the Hamiltonian given in (26) is given by (24), but on the set $(\underline{s}, \infty)^2 \setminus \Delta$ there are more choices for u ; for instance,*

$$u^*[s] = \begin{cases} (1, \hat{s}_r^*(s_1)) & \text{when } s_2 \leq \underline{s} < s_1, \\ (0, \hat{s}_r^*(s_2)) & \text{when } s_1 > s_2 > \underline{s}, \\ (r, \hat{s}_r^*(s_1)) = (r, \hat{s}_r^*(s_2)) & \text{when } s_1 = s_2, \\ (1, \hat{s}_r^*(s_1)) & \text{when } \underline{s} < s_1 < s_2, \\ (0, \hat{s}_r^*(s_2)) & \text{when } s_1 \leq \underline{s} < s_2 \end{cases}$$

fulfills (26).

Proposition 5 *The functions $V_d(\cdot)$ fulfill the following properties:*

- i. $V_d(x) = T(x_1) = T(x_2)$ for any $x \in \Delta$ and $d \geq 0$,
- ii. $V_\infty(x) = \lim_{d \rightarrow +\infty} V_d(x) = T(rx_1 + (1-r)x_2)$ for any $x \in \mathbb{R}_+^2$, and
- iii. $d \mapsto V_d(x)$ is increasing for any $x \in (\underline{s}, +\infty)^2 \setminus \Delta$.

Proof. Consider an initial condition x in $\Delta \setminus \mathcal{T}$. The optimal synthesis given in Proposition 3 shows that the set Δ is invariant by the optimal flow and that the dynamics on Δ are

$$\dot{s}_i = -\gamma(s_i), \quad i = 1, 2$$

independent of d . We then conclude that $V_d(x) = T(x_i)$ for $i = 1, 2$.

Consider $d > 0$ and $x \notin \Delta \cup \mathcal{T}$. Denote for simplicity $s(\cdot)$ as the solution $s(x, u^*, d, \cdot)$ with the feedback control u^* given in Proposition 3, and $t_f = V_d(x)$. Define t_Δ as the first time t such that $s(t) \in \Delta$ (here, we allow the solution $s(\cdot)$ to possibly enter the target \mathcal{T} before reaching Δ).

From equation (9) with control (24), one can easily check that the following inequalities are fulfilled

$$\begin{aligned} x_1 > x_2 &\Rightarrow x_1 > s_1(t) \geq s_2(t) > x_2, \quad \forall t \in [0, t_\Delta], \\ x_1 < x_2 &\Rightarrow x_1 < s_1(t) \leq s_2(t) < x_2, \quad \forall t \in [0, t_\Delta]. \end{aligned}$$

Then, because the function $\gamma(\cdot)$ is increasing (Lemma 3), one can write, if the state s has not yet reached Δ ,

$$-\frac{d}{r(1-r)}|s_1 - s_2| - M_+ \leq \frac{d}{dt}|s_1 - s_2| \leq -\frac{d}{r(1-r)}|s_1 - s_2| - M_- \quad (28)$$

with $M_- = \min(\gamma(x_2)/r, \gamma(x_1)/(1-r))$ and $M_+ = \max(\gamma(x_1)/r, \gamma(x_2)/(1-r))$. Then, we obtain an upper bound on the time t_Δ

$$t_\Delta \leq \frac{r(1-r)}{d} \log \left(1 + d \frac{|x_1 - x_2|}{M_- r(1-r)} \right) \quad (29)$$

which tends to zero when d tends to infinity. From (28), we can also write

$$|x_1 - x_2| - M_+ t_\Delta \leq \frac{d}{r(1-r)} \int_0^{t_\Delta} |s_2(\tau) - s_1(\tau)| d\tau \leq |x_1 - x_2| - M_- t_\Delta$$

and finally, one obtains from (9) the following bounds on $s_i(t_\Delta)$ ($i = 1, 2$):

$$rx_1 + (1-r)x_2 - \max(r, (1-r))M_+t_\Delta \leq s_i(t_\Delta) \leq rx_1 + (1-r)x_2 - \min(r, (1-r))M_-t_\Delta . \quad (30)$$

Therefore, $s_1(t_\Delta) = s_2(t_\Delta)$ converges to $rx_1 + (1-r)x_2$ when d tends to $+\infty$. Furthermore, one has

$$\begin{aligned} t_f &= t_\Delta + T(s(t_\Delta)) && \text{when } s(t_\Delta) \notin \mathcal{T} , \\ t_f &< t_\Delta && \text{when } s(t_\Delta) \in \mathcal{T} . \end{aligned}$$

Because $t_\Delta \rightarrow 0$ and because $T(\cdot)$ is continuous with $T(rx_1 + (1-r)x_2) = 0$ when $rx_1 + (1-r)x_2 \leq \underline{s}$, we obtain the convergence

$$V_\infty(x) = \lim_{d \rightarrow +\infty} V_d(x) = T(rx_1 + (1-r)x_2) .$$

Now, consider the domain $\mathcal{D}_+ = \{s \in \mathbb{R}_+^2 \mid s_1 \geq s_2 > \underline{s}\}$, and let us show that any trajectory of the optimal flow leaves \mathcal{D}_+ at $(\underline{s}, \underline{s})$ with the help of this simple argumentation on the boundaries of the domain:

$$\begin{aligned} s_2 = \underline{s} &\Rightarrow \dot{s}_2 = \frac{d}{1-r}(s_1 - \underline{s}) \geq 0 , \\ s_1 = s_2 &\Rightarrow \dot{s}_1 = \dot{s}_2 . \end{aligned}$$

It is convenient to consider the variable $\tilde{s} = rs_1 + (1-r)s_2$, whose optimal dynamics in \mathcal{D}_+ are simply

$$\dot{\tilde{s}}(t) = -\gamma(s_1(t)) , \quad t \in [0, t_f] . \quad (31)$$

Because $\tilde{s}(\cdot)$ is strictly decreasing with time, an optimal trajectory in \mathcal{D}_+ can be parameterized by the fictitious time

$$\tau(t) = rx_1 + (1-r)x_2 - \tilde{s}(t) , \quad t \in [0, t_f] \quad (32)$$

(where x is an initial condition in \mathcal{D}_+). The variable $s_1(\cdot)$ is then a solution of the scalar non-autonomous dynamics

$$\frac{ds_1}{d\tau} = f_d(\tau, s_1) = \begin{cases} -\frac{1}{r} - d \frac{s_1 + \tau - (rx_1 + (1-r)x_2)}{r(1-r)\gamma(s_1)} & \text{when } s_1 + \tau > rx_1 + (1-r)x_2 , \\ -1 & \text{when } s_1 + \tau = rx_1 + (1-r)x_2 , \end{cases}$$

with the terminal fictitious time

$$\tau_f = rx_1 + (1-r)x_2 - \underline{s} .$$

Notice that τ_f is independent of d . One then deduces the inequalities

$$d_1 > d_2 \text{ and } s_1 + \tau > rx_1 + (1-r)x_2 \implies f_{d_1}(\tau, s_1) < f_{d_2}(\tau, s_1)$$

and thus,

$$d_1 > d_2 \text{ and } x \in \mathcal{D}_+ \setminus \Delta \implies s_1(x, u^*, d_1, \tau) < s_1(x, u^*, d_2, \tau) , \quad \forall \tau \in [0, \tau_f] . \quad (33)$$

Finally, from equations (31) and (32), the time to reach the target can be expressed as

$$t_f = \int_0^{\tau_f} \frac{d\tau}{\gamma(s_1(\tau))} . \quad (34)$$

Because the function $\gamma(\cdot)$ is increasing and because τ_f is independent of d , one can conclude from (33) and (34) that

$$d_1 > d_2 \text{ and } x \in \mathcal{D}_+ \setminus \Delta \implies V_{d_1}(x) > V_{d_2}(x) .$$

The case of initial conditions in $\mathcal{D}_- \setminus \Delta$, with $\mathcal{D}_- = \{s \in \mathbb{R}_+^2 \mid s_2 \geq s_1 > \underline{s}\}$, is symmetric. ■

Remark 3 The tightness $V_\infty - V_0$ of the bounds on the value function V_d on $(\underline{s}, +\infty)^2 \setminus \Delta$ is related to the concavity of the function $T(\cdot)$ on $(\underline{s}, +\infty)$ (the less concave T is, the more tight the bounds are).

The bounds $V_0 \leq V_d < V_\infty$ that are satisfied on the set $(\underline{s}, +\infty)^2 \setminus \Delta$ are not necessarily fulfilled outside this set: for x outside the target but such that $rx_1 + (1-r)x_2 < \underline{s}$, one has $V_\infty(x) = 0$ and $V_0(x) > 0$. Therefore, we conclude that a large diffusion negatively impacts the time to treat the resource when both zones are initially polluted; however, when one of the two zones is initially under the pollution threshold, a large diffusion could positively impact the duration of the treatment.

6 Numerical illustrations

We consider the Monod or Michaelis-Menten growth function, which is often considered in bio-processes and which fulfills Hypothesis 1:

$$\mu(s) = \mu_{\max} \frac{s}{K_s + s},$$

with the parameters $\mu_{\max} = 10$ and $K_s = 0.1$. The corresponding function $\gamma(\cdot)$ is depicted in Fig. 2. The threshold that defines the target has been chosen as $\bar{s} = 1$. Several optimal trajectories in the phase

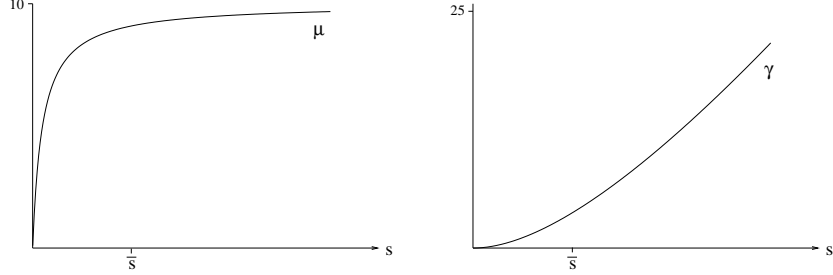


Figure 2: Graphs of $\mu(\cdot)$ and corresponding $\gamma(\cdot)$.

portrait are drawn in Fig. 3 for small and large values of the parameter d . Finally, level sets of the value

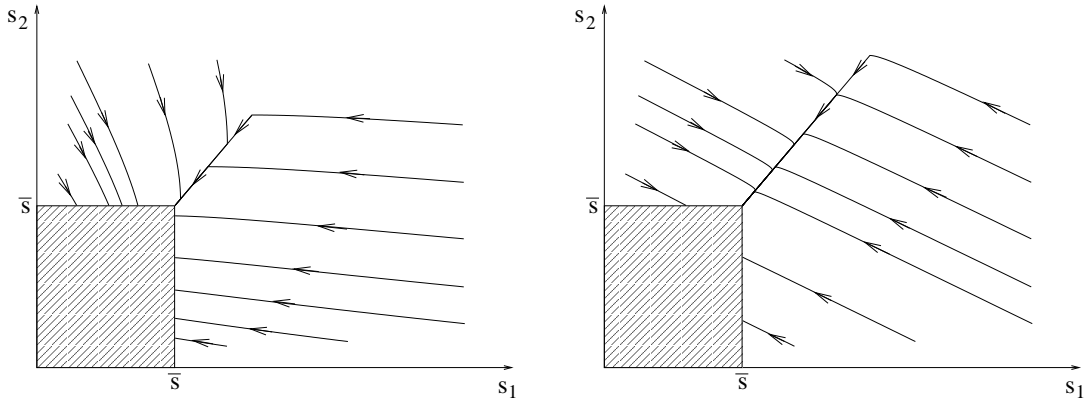


Figure 3: Optimal paths for $d = 0.1$ (left) and $d = 10$ (right) with $r = 0.3$.

functions V_0 and V_∞ are represented in Fig. 4.

7 Conclusion

In this work, we have shown that although the velocity set of the control problem is not convex, there exists an optimal solution with ordinary controls that is also optimal among relaxed controls. The optimal strategy consists in the most rapid approach to the homogenized concentration of pollutant in both patches. For the particular case of null diffusion, the most rapid approach path is not the unique solution of the problem. This optimal state-feedback has some interesting features for the practitioners and controllers:

1. it does not require knowledge of the diffusion parameter D to be implemented, and
2. if the ratio r of the volumes of the two patches is not known, the optimal trajectory can be approximated by a regularization of the bang-bang control about the neighborhood of the set $s_1 = s_2$ that keeps the trajectory in this neighborhood.

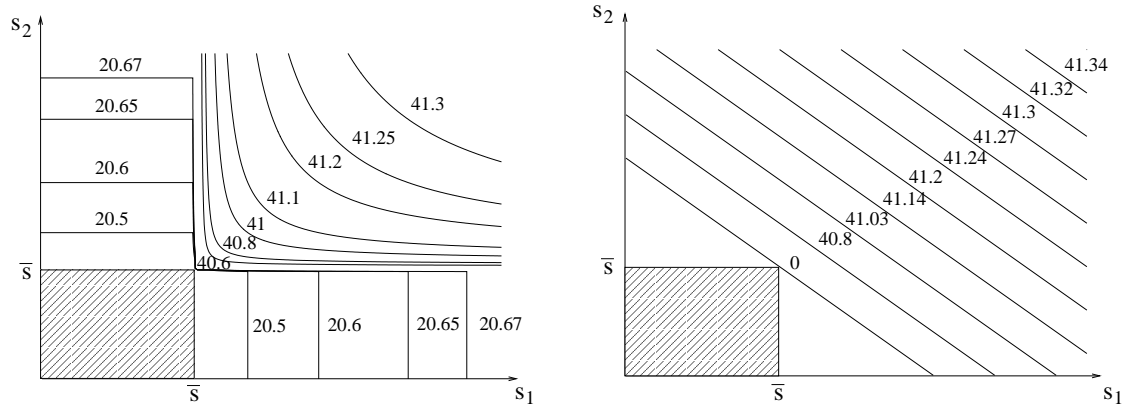


Figure 4: Level sets of V_0 (left) and V_∞ (right) for $r = 0.5$.

We have also proposed explicit bounds on the minimal-time function, characterizing the extreme cases $d = 0$ and $d = +\infty$. We have shown that a large diffusion rate increases the treatment time when the pollution concentration is above the desired threshold in both zones, while in contrast, it can be beneficial when the concentration in one of the two zones is below the desired threshold. This remarkable feature could serve practitioners in the choice of pump positioning in an originally clean water resource that is suddenly affected by a local pollution. Such an investigation could be the matter of future work.

Acknowledgments

This work was developed in the context of the DYMECOS 2 INRIA Associated team and of project BIONATURE of CIRIC INRIA CHILE, and it was partially supported by CONICYT grant REDES 130067. The first and third authors were also supported by CONICYT-Chile under ACT project 10336, FONDECYT 1110888, BASAL project (Centro de Modelamiento Matemático, Universidad de Chile), and Beca Doctorado Nacional CONICYT-CHILE.

The authors are also grateful to T. Bayen, J. F. Bonnans, P. Gajardo, J. Harmand, and A. Rousseau for fruitful discussions and insightful ideas.

References

- [1] D’Ans, G., Gottlieb, D. and Kokotovic, P. Optimal control of bacterial growth. *Automatica* 8, 729–736 (1972).
- [2] D’Ans, G., Kokotovic, P. and Gottlieb, D. Time-optimal control for a model of bacterial growth. *J. Optim. Theory Appl.* 7, 61–69 (1971).
- [3] Banga, J., Balsa-Canto, E., Moles, C. and Alonso, A. Dynamic optimization of bioreactors: a review. *Proceedings of the Indian Academy of Sciences*, 69, 257–265, (2003).
- [4] Bardi, M. and Capuzzo-Dolcetta, I. *Optimal Control and Viscosity Solutions of Hamilton-Jacobi-Bellman Equations*, Springer (1997).
- [5] Bayen T., Rapaport A. and Sebbah M. Minimal time of the two tanks gradostat model under a cascade inputs constraint, *SIAM J. Optim. Control*, 52(4), 2568–2594 (2014).
- [6] Borisov, V. and Zelikin, M. *Theory of chattering control with applications to astronautics, robotics, economics, and engineering*, Birkhäuser (1994).
- [7] Clarke, F. *Optimization and Nonsmooth Analysis*, Society for Industrial and Applied Mathematics (1987).

- [8] Crab, R., Avnimelech, Y., Defoirdt, T., Bossier, P. and Verstraete, W. Nitrogen removal techniques in aquaculture for a sustainable production, *Aquaculture*, 270 (1-4) 1–14 (2007)
- [9] Eding, E.H., Kamstra, A., Verreth, J.A.J., Huisman, E.A. and Klapwijk, A. Design and operation of nitrifying trickling filters in recirculating aquaculture: A review, *Aquacultural Engineering*, 34 (3) 234–260 (2006)
- [10] Gajardo, P., Harmand, J. and Ramírez C., H. and Rapaport, A. Minimal time bioremediation of natural water resources, *Automatica* 47 (8), 1764–1769 (2011).
- [11] Gajardo, P., Ramírez, H. and Rapaport, A. Minimal time sequential batch reactors with bounded and impulse controls for one or more species. *SIAM Journal on Control and Optimization*, 47(6) 2827–2856, (2008).
- [12] Gajardo, P., Ramírez C., H. Rapaport, A. and Riquelme, V. Bioremediation of Natural Water Resources via Optimal Control Techniques. In: Rubem P Mondaini. (ed): BIOMAT 2011, 178–190. BIOMAT consortium, Rio de Janeiro (2012).
- [13] Kittisupakorn, P. and Hussain, M. Comparison of optimisation based control techniques for the control of a CSTR. *International Journal of Computer Applications in Technology*, 13(3–5), 178–184 (2000).
- [14] Khalil, H. *Nonlinear Systems*, Third Ed. Prentice hall (2001).
- [15] Moreno, J. Optimal time control of bioreactors for the wastewater treatment. *Optimal Control Appl. Methods*, 20 (3), 145–164 (1999).
- [16] Piedrahita, R.H. Reducing the potential environmental impact of tank aquaculture effluents through intensification and recirculation, *Aquaculture*, 226 (1-4) 35–44 (2003)
- [17] Rockafellar T. and Wets R. *Variational Analysis*, Springer, Berlin (1998).
- [18] Smets, I., Claes, J., November, E., Bastin, G. and Van Impe, J. Optimal adaptive control of (bio)chemical reactors: past, present and future. *Journal of Process Control*, 14, 795–805 (2004).
- [19] Smets I. and Van Impe, I. Optimal control of (bio-)chemical reactors: generic properties of time and space dependent optimization. *Mathematics and Computers in Simulation*, 60(6) 475–486 (2002).
- [20] Smith, H. and Waltman, P. *The theory of the chemostat*. Cambridge University Press, Cambridge (1995).
- [21] Soukkou, A., Khellaf, A., Leulmi, S. and Boudeghdegh., K. Optimal control of a CSTR process. *Braz. J. Chem. Eng.*, 25(4), 799–812 (2008).
- [22] Srinivasan, B., Palanki, S. and Bonvin, D. Dynamic Optimization of Batch Processes: I. characterization of the Nominal Solution. *Comput. Chem. Engng.*, 27(1) 1–26 (2003).
- [23] Van Impe, J. and Bastin, G. *Optimal adaptive control of biotechnological processes*, 401–436. Kluwer Academic Publishers (1998).
- [24] Vinter, R. *Optimal Control*. Birkhäuser, London (2000).