



Effect of Habitat Quality on Diet Flexibility in Barbary Macaques

Nelly Ménard, Peggy Motsch, Alexia Delahaye, Alice Saintvanne, Guillaume Le Flohic, Sandrine Dupé, Dominique Vallet, Mohamed Qarro, Mohamed Ibn Tattou, Jean-Sébastien Pierre

► To cite this version:

Nelly Ménard, Peggy Motsch, Alexia Delahaye, Alice Saintvanne, Guillaume Le Flohic, et al.. Effect of Habitat Quality on Diet Flexibility in Barbary Macaques. *American Journal of Primatology*, 2014, 76 (7), pp.679-693. 10.1002/ajp.22262 . hal-01068406

HAL Id: hal-01068406

<https://hal.science/hal-01068406>

Submitted on 3 Jan 2015

HAL is a multi-disciplinary open access archive for the deposit and dissemination of scientific research documents, whether they are published or not. The documents may come from teaching and research institutions in France or abroad, or from public or private research centers.

L'archive ouverte pluridisciplinaire **HAL**, est destinée au dépôt et à la diffusion de documents scientifiques de niveau recherche, publiés ou non, émanant des établissements d'enseignement et de recherche français ou étrangers, des laboratoires publics ou privés.

Original manuscript

Effect of habitat quality on diet flexibility in Barbary macaques.

Nelly Ménard,¹ Peggy Motsch,¹ Alexia Delahaye,¹ Alice Saintvanne,¹ Guillaume Le Flohic,¹
Sandrine Dupé,¹ Dominique Vallet,¹ Mohamed Qarro,² Mohamed Ibn Tattou,³ Jean-Sébastien
Pierre,⁴

¹UMR 6553, ECOBIO : Ecosystems, Biodiversity, Evolution, CNRS/University of Rennes 1,
Biological Station of Paimpont, 35380 Paimpont, France

²Ecole Nationale Forestière d'Ingénieurs, Salé, Rabat, Morocco,

³Institut Scientifique, University of Mohammed V-Agdal, Rabat, Morocco

⁴UMR 6553, ECOBIO : Ecosystems, Biodiversity, Evolution, CNRS/University of Rennes 1,
263 avenue du Gal Leclerc, 35042 Rennes, France

Short title : overgrazing affects Barbary macaque diets

Corresponding author: Nelly Ménard, UMR6553 ECOBIO, CNRS/University of Rennes1,
Station Biologique, 35380 Paimpont, France. nelly.menard@univ-rennes1.fr. Tel : + 33
299618172. fax: + 33299618187.

ABSTRACT

Barbary macaques live in extreme temperate environments characterized by strongly seasonal resource availability. They are mainly terrestrial while foraging, harvesting food from the herbaceous layer. These monkeys are threatened mainly because of anthropogenic habitat degradation. We studied the adaptive capacities of wild groups of Barbary macaques that lived in different cedar forests undergoing varying extents of grazing pressure from domestic livestock. In all three sites, diet varied seasonally. Heavy grazing led to a significant decrease in herbaceous production and species richness. As a consequence, the monkeys' diet in this poor habitat showed a decreased plant species richness. Moreover, it incorporated fewer above-ground herbaceous resources, and a greater proportion of subterranean resources (especially hypogeous fungi and subterranean invertebrates such as earthworms, eggs and adults of earwigs, and ant's larvae) than the diet of monkeys inhabiting ungrazed forest. Cedar bark, cedar strobiles, earthworms and earwigs were part of the monkeys' diet only in grazed forest. Monkeys in heavily grazed forest compensated for a lack of herbaceous foods by eating subterranean foods preferentially to tree and shrub products. The foods they consumed take longer to harvest and process than the seeds or leaves consumed by Barbary macaques in less heavily grazed forest habitats. Our results suggest that monkeys do differ in their diets according to the degree of habitat change induced by human activities. They also highlight the dietary flexibility of Barbary macaques as a key element that allows them to cope with degraded habitats. We later compare the dietary adjustments of Barbary macaques facing environmental change to dietary strategies of other macaques and temperate-zone primates.

Key words : *Macaca sylvanus*; diet; habitat quality; grazing pressure; temperate forests.

INTRODUCTION

The expansion of human population results in spatial overlap between domestic livestock and wild animals, and competition will occur if they have to share food resources [Odadi et al., 2011]. Intense pastoralism may also lead to decreased habitat quality, which may endanger wild populations of herbivores [Bagchi et al., 2004; Bhattacharya & Sathyakumar, 2011; Sitters et al., 2009]. Generalist herbivores are more prone to persist in degraded habitats thanks to the great flexibility in their choice of food resources.

Acquiring food energy in conditions of food restriction (poor habitats or seasonal food shortage) involves the ability to change diet composition [Charnov, 1976; Di Fiore & Rodman, 2001; Emlen, 1966; MacArthur & Pianka, 1966; Schoener, 1971; Vasey, 2005]. Studies on non-human primates have shown that they may respond to a reduction in food availability by incorporating scarce but high-return foods or by optimizing their food intake on abundant but low-quality food [Hill et al., 2003; Sayers & Norconk, 2008; Tsuji et al., 2013; van Doorn et al., 2010; Wrangham et al., 1998]. The strategy they adopt may lead them to a diet including low profitability (e.g. energy/handling time) items (like Himalayan gray langurs, *Semnopithecus entellus*, in winter [Sayers et al., 2010]).

Most species of primates exhibit some degree of diet flexibility that allows them to cope with seasonality of resource availability or with inter-site differences of habitat quality due to altitude, latitude, habitat fragmentation/loss, or habitat degradation [Campbell-Smith et al., 2011; Chaves & Bicca-Marques, 2013; Chaves et al., 2012; Naughton-Treves et al., 1998; Quéméré et al., 2013; Riley, 2007; Singh et al., 2001; Tsuji et al., 2013; Xiang et al., 2007]. Even species broadly and stereotypically described as dietary specialists are able to modify their dietary composition in response to habitat change (folivores such as colobines, [Grueter et al., 2009b; Koenig & Borries, 2001; Sayers & Norconk, 2008; Sayers et al., 2010; Xiang et al., 2007], or frugivores [Russo et al., 2005; Wiczowski & Kinnaird, 2008]). In addition, the

ability of monkeys to persist despite anthropogenic land transformation includes their ability to exploit resources from cultivated land or secondary habitats resulting from deforestation [Anderson et al., 2007; Campbell-Smith et al., 2011; Naughton-Treves et al., 1998; Quéméré et al., 2013].

Primate species living in temperate habitats should be considered amongst the most flexible primate because their habitats are characterized by marked seasonality of resource quality and abundance [Hanya et al., 2003; Hill, 1997; Hill & Dunbar, 2002; Tsuji & Takatsuki, 2009; van Schaik & Brockman, 2006]. In addition, seasonal variation in fruit production is higher in temperate forests than in tropical forests [Hanya et al., 2013], and fleshy fruit may be scarce for some temperate monkey species compared with tropical monkeys [Hanya & Aiba, 2010; Hanya et al., 2011; Ting et al., 2008].

Terrestrial or semi-terrestrial primate species, except the specialist graminivorous gelada baboons (*Theropithecus gelada*, [Dunbar & Bose, 1991], also have a highly omnivorous and flexible diet (several macaque species, [Goldstein & Richard, 1989; Hill, 1997; Zhao, 1996]; baboons, [Alberts & Altmann, 2006; Wahungu, 1998; Whiten et al., 1991; Whiten et al., 1987]). In addition, some of them extract a great amount of their resources from the herbaceous layer: as a result, they rank among the species most vulnerable to competition with domestic herbivores with domestic herbivores (e.g. [Sautther & Cuozzo, 2009]. Their diet flexibility is critical in allowing them to withstand habitat degradation and competition with domestic herds.

The Barbary macaque (*Macaca sylvanus*) is listed as “Endangered” on the Red List of Threatened Species, Appendix II of CITES [IUCN, 2013]. It is a terrestrial primate found primarily in extreme temperate regions, in mountain forests, similarly to Japanese macaques (*Macaca fuscata*, [Nakayama et al., 1999]), rhesus macaques (*M. mulatta*, [Qu et al., 1993]) and snub-nosed monkeys (*Rhinopithecus roxellana* and *R. bieti*, [Grueter et al., 2013; Su et

al., 1998]). Barbary macaque habitats are characterized by marked monthly variation in resource availability. In these habitats the snowy periods last several months, during which the available resources are mostly restricted to mature leaves of evergreen trees and lichens. A second period of food scarcity occurs during the summer months when herbaceous plants dry up [Ménard & Vallet, 1988; Ménard & Vallet, 1997]. Barbary macaques in different habitat types have a highly flexible diet. As months go by, they can shift from a mostly insectivorous diet to a granivorous, and finally a folivorous diet [Mehlman, 1988; Ménard, 1985; Ménard & Qarro, 1999; Ménard & Vallet, 1986].

Most wild Barbary macaque populations live in cedar-oak forests [Fa et al., 1984]. The largest population is located in the Middle Atlas in Morocco while other smaller populations are located in the cedar-oak forests of Algeria. The Middle Atlas forest presently suffers from heavy human pressure mainly due to overgrazing by sheep and goats [Lamb et al., 1991]. As Barbary macaques spend more than 50% of their mean annual feeding time on resources from the herbaceous layer [Ménard & Vallet, 1986], domestic herbivores such as sheep and goats that feed on the herbaceous plants are severe ecological competitors. Indeed, in forests where overgrazing was the highest, Barbary macaques increased their foraging and moving time, as well as daily travel distances (*i.e.* their energy costs), and spent less time feeding (*i.e.* ingesting food) than monkeys in less disturbed forests [Ménard et al., 2013]. Moreover, a recent study shows a negative correlation between livestock grazing intensity and monkey density, which suggests that monkeys could no longer find enough resources in forests where grazing pressure was high [Ménard et al., 2014].

In this paper, we describe the resource availability and diet of Barbary macaques living in three temperate cedar-oak forests undergoing varying intensities of livestock grazing. Because of the high seasonality of temperate habitats, we expected to find strong inter-month diet variation in all three forests. We expected that intense grazing by sheep and goats would

reduce the abundance and species richness of the herbaceous plants. As a corollary, we hypothesized that in the forest undergoing the most intense grazing pressure, monkeys would harvest their food more from the tree and shrub layers and/or use subterranean resources more than monkeys in the less heavily grazed forests. We also expected lower herbaceous plant species richness in their diet.

METHODS

Study sites, monkey groups and recording periods

The study sites were located in Algeria and Morocco. In Algeria, the Djurdjura National Park is located 4°8'E, 36°27'N, between 1100m and 1999m above sea level. It was created in 1983. In Morocco, the site of Aïn Kahla is located 5°12'W, 33°14'N and about 2000m above sea level, and the site of Seheb is located 5°14'W, 33°21'N, and 1500m above sea level. These two sites were located in the National Park of Ifrane, created in 2004 in the Middle Atlas. We studied one focal group *per* site. Group sizes ranged between 38 and 47 individuals in Djurdjura, 18 and 24 individuals at Aïn Kahla, and between 19 and 33 individuals at Seheb. Their home ranges were estimated to be 2.8 km² in Djurdjura [Ménard & Vallet, 1996], 1.8 km² at Aïn Kahla and 2.6 km² at Seheb [Ménard et al., unpublished data]. All home ranges mainly (> 70%) comprised mixed cedar-oak forests, oak forests, or cedar forests. Djurdjura site was composed of four vegetation types including 63% cedar-oak forest, 10% pure oak coppices, 24% open grassland, and 3% shrubby formation [Ménard & Vallet, 1988]. At Aïn Kahla and Seheb, we used a vegetation map from a study carried out in Ifrane park by a consulting agency whose information was checked before use [Sogreah-Ttoba, 2004]. According to that map, the two groups' home ranges (Aïn Kahla and Seheb) included more than 98% forests while open grasslands occupied less than 2%, and there were no pure oak coppices.

Livestock grazing was prohibited and almost absent in Djurdjura, intermediate at Aïn Kahla, and intense at Seheb. At each site, an estimate of the grazing pressure was available for each “parcel” referenced by foresters and was drawn from Sogreah-Ttoba reports [Sogreah-Ttoba, 2004]. A “parcel” is a delimited area subjected to a uniform management program by forestry managers. Each parcel, including those in the home ranges of our groups, was characterized by an index ranging from 0 (minimum pressure: < 2 small ruminants (sm)/ha/day) to 2 (intense pressure: > 5 sm/ha/day). Observers verified this classification during the years of the study (2006-2008).

We carried out observations in Djurdjura between April 1983 and March 1985 (seven months, September to January excluded), at Aïn Kahla between July 2006 and August 2008 (13 months, September-January excluded) and at Seheb between April 2007 and August 2008 (11 months, September-January excluded). Livestock entered the forest to graze from February to August, *i.e.* during the winter (February-March), spring (April-June) and summer (July-August) seasons.

Data collection

We estimated visually the percentage of cover (0-10%; 11-25%; 26-50%; 51-75%; > 75%) of each tree and shrub species (*i.e.* their abundance) in 25-m radius plots located at the corners of 50m x 50m grid cells covering a broad proportion of the groups' home ranges (580 plots in Djurdjura, 291 at Aïn Kahla and 432 at Seheb). Their overall surface represented 32-40% of the home range areas. We used the median values of the cover classes to calculate the mean percentage cover of each species at the three sites.

We studied herbaceous species richness in spring at the peak of vegetation growth, and monthly variation in herbaceous abundance from February to August in the three sites. These measurements were carried out in 2008 at Aïn Kahla and Seheb and were drawn from a study conducted in 1984 in Djurdjura [Ménard & Vallet, 1988; Ménard & Vallet, 1996]. We

estimated species richness in 1m x 1m quadrats (47 in Djurdjura, 7 each at Aïn Kahla and Seheb) placed at the intersection of a 200-m grid covering the group's home range in Djurdjura, and every 200m along a 1.2-km transect in each home range of the Aïn Kahla and Seheb groups. We sampled fewer quadrats at Aïn Kahla and Seheb than at Djurdjura owing to lower diversity of vegetation types in the groups' home ranges (see above). In each quadrat, we recorded the presence/absence of each species. In addition, we recorded more occasional species (not found during quadrat sampling) *ad libitum* when observers moved around in the field. During monthly replicates, we measured global herb cover (%) as an indicator of monthly and inter-site variation in herbaceous abundance. In Djurdjura, monthly replicates were limited to 23 of the 47 quadrats due to schedule constraints related to behavioral observations. In doing so, however, we lost little in relative precision (defined as the ratio of the half-size of the confidence interval at $\alpha=0.05$, 2.08% of the estimate of the herbaceous cover), which ensured a good approximation of the herb cover while dividing the sampling effort by two.

We conducted behavioral observations from dawn to dusk, and equalized observation times across the daylight hours. We recorded a total of 477, 890 and 750 hours of observations from the Djurdjura, Aïn Kahla and Seheb groups, respectively. Visibility was good at all sites, and animals were habituated to observers, who typically approached them as close as 3-10m. We collected diet data (plant names and parts eaten) by scan sampling, at 15-min intervals [Altmann, 1974], of five individuals observed from a right to left direction to avoid food item bias. We recorded food items at each feeding occurrence, *i.e.* the picking and ingestion of food items (foraging excluded). We categorized individuals as follows: adult males and females, more than 5 years old; sub-adult individuals, 3 and 4 years old; juveniles, 1 and 2 years old. To obtain as complete a record as possible of diet composition, we also

recorded *ad libitum* rarely eaten food species that were not observed during the scan sampling procedure. These qualitative observations were not included in the statistical analysis.

Data analyses and statistics

The herbaceous plant sampling effort varied between the three sites. Because the observed number of species depends on sample size, our estimations of herbaceous species richness were standardized for comparisons. We produced sample-based rarefaction curves, which are plots of randomized richness *vs.* sampling effort, *i.e.* the number of quadrats [Gotelli & Colwell, 2001]. Rarefaction generated the expected number of herbaceous species in sets of n sampled quadrats as well as the 95% confidence intervals. We used Mao Tau randomizations computed with EstimateS [Colwell et al., 2004]. We then compared average species richness *per* sampling unit over the three sites using randomization tests. Computations required Monte Carlo re-sampling [Manly, 1997], so we used the *rich* package (function *c2m*) in R [Rossi, 2011]. We also approximated the “true species richness” computing Chao2 estimators with EstimateS [Colwell, 2011].

We used Generalized Linear Models (*GLMs*) and analysis of deviance (*anova* function in R [R Development Core Team, 2010]) to test for the effects of month and site on the percentages of herb cover (*i.e.* the monthly means of the sampled quadrats). We analyzed all subsets of models containing the ‘month’ and/or ‘site’ predictors (Table 1). *GLMs* used binomial errors for proportion data and a logit-link function [McCullagh & Nelder, 1989]. We based model selection on Akaike’s information criterion corrected for small samples (AICc, [Burnham & Anderson, 2002]). We chose the model with the lowest AICc as the best fitting and the most parsimonious one. We calculated the Akaike weight (w_i) for each model, which can be interpreted as the probability for model i to be the best model to explain the observed variation in plant cover. Models with an AICc difference below 2 ($\Delta\text{AICc} < 2$) have substantial support and should be considered [Burnham & Anderson, 2002]. Variable importance was

estimated by summing the Akaike weights across models containing each predictor variable [Burnham & Anderson, 2004]. We used MuMIn package in R (function *model.avg*) for these calculations.

We expressed the composition of monthly diets as the percentage of time spent feeding on food species (Appendix A) and on 10 food categories (above-ground herbaceous resources, cedar seedlings, leaves and flowers of trees and shrubs, shrub fruit, acorns, roots, mushrooms, subterranean invertebrates, cedar bark, lichens). Subterranean invertebrates are ant's larvae, adults or eggs of earwigs, or earthworms. Cedar bark is the inner cambium and phloem through which the sap flows. Owing to diverging diets depending on Barbary macaques' age and sex classes [Ménard & Vallet, 1997], we calculated mean monthly diet as the average of the mean diet of the four age/sex categories (adult male, adult female, subadult individual, juvenile individual). We pooled observations from the same month across the years. We calculated a mean diet for the study period by averaging the monthly values for each food category.

We produced sample-based rarefaction curves and computed Chao2 estimators to compare herbaceous species richness to the “true species richness” of the diets [Colwell, 2011]. Rarefaction generated the expected number of species eaten in sets of n sampled hours that included feeding occurrences. We then plotted the randomized number of species as a function of the number of eaten food items as computed with EstimateS. We tested diet richness differences between sites using function *c2m* (*rich* package, [R Development Core Team, 2010; Rossi, 2011]).

We used MANOVA with Roy test to investigate the effect of month, site, and the additive effect of ‘month and site’ on the percentage of time spent feeding on the 10 food categories [R Development Core Team, 2010]. We transformed our data, which consisted of proportions, using the arcsine square root. This transformation normalized the proportions.

Our research was consistent with the Principles for the Ethical Treatment of Non Human Primates of the American Society of Primatologists. Data collection was based on non-invasive behavioral observations. All investigations reported in this manuscript comply with the current law in Morocco and Algeria and were conducted in close partnership with Moroccan Forestry authorities and the managers of the Djurdjura National Park in Algeria.

RESULTS

Vegetation characteristics and resource availability

At all three sites, the tree layer was dominated by cedars (*Cedrus atlantica*, 50% cover in Djurdjura, 57% at Aïn Kahla, 66% at Seheb) while holm oak (*Quercus rotundifolia*) was the second most common species (23% in Djurdjura, 53% at Aïn Kahla, 21% at Seheb). Other species (*Pinus clusiana*, *P. halepensis*, *Populus nigra* in Djurdjura; *Acer monspessulanum*, *Sorbus torminalis* at Aïn Kahla and Seheb) occupied less than 7% of the tree cover.

Global shrub cover in the monkeys' home ranges was greater in the Moroccan forests (44% at Aïn Kahla and 45% at Seheb) than in Djurdjura (14%). However, species richness was highest in Djurdjura (26 species), intermediate at Aïn Kahla (11 species) and lowest at Seheb (8 species). Only six species were common to the three sites.

None of the rarefaction curves (Fig. 1) reached true herbaceous species richness. Estimated species richness (using Chao2 estimator) was 203 species in Djurdjura, 99 at Aïn Kahla and 33 at Seheb. When we added the species observed *ad libitum*, variation among sites remained similar (240, 107 and 41 species, respectively). Comparing species richness based on a standardized number of quadrats ($N = 7$), we found significantly higher richness values in Djurdjura than in Seheb, and in Aïn Kahla than in Seheb (Monte Carlo randomization test: $P < 0.01$), while we failed to detect a significant difference between Djurdjura and Aïn Kahla ($P = 0.39$).

The model that best explained variation in herbaceous plant cover included month, site and the interaction between month and site (Table 1). The sum of all Akaike weights showed ‘month’ and ‘site’ as equally important predictors ($\text{Sum}(w_{\text{AICc}}) = 1.00$, Table 1). Monthly variation was significant ($\chi^2 = 1424.97$, $\text{df}=6$, $P < 0.001$) but differed significantly among sites, with plant cover reaching a peak in April at Aïn Kahla and Seheb and in May in Djurdjura ($\chi^2 = 604.34$, $\text{df} = 12$, $P < 0.001$; Fig. 2). Plant cover varied significantly across sites ($\chi^2 = 285.39$, $\text{df} = 2$, $P < 0.001$) : it was lower at Seheb than at the two other sites and lower in Djurdjura than at Aïn Kahla (Table 1).

Diet composition

We made a total of 2027, 4654 and 3205 feeding records from the Djurdjura, Aïn Kahla and Seheb groups, respectively. At all three sites, tree products in the monkeys’ diets mainly came from the two dominant species, *i.e.* *Cedrus atlantica* and *Quercus ilex*. At Seheb and Aïn Kahla, Barbary macaques consumed barely half as many shrub species as compared to Djurdjura macaques (see details in appendix A). Comparing herbaceous species richness at a standardized number of hours of recordings ($N = 191$) we found a significantly richer diet in Djurdjura *vs.* the two other sites and in Aïn Kahla *vs.* Seheb (Fig. 3, Monte Carlo randomization tests: $P < 0.01$, see also details in appendix A). Estimated species richness (using Chao2 estimator) was 65 species in Djurdjura, 49 at Aïn Kahla and 31 at Seheb. In Djurdjura, this value approximates the true diet richness (74 herbaceous plant species, see also appendix A) obtained when rarely eaten species, observed *ad libitum*, were included.

In each site, more than 79% of the herbaceous species of the diet were recorded in the quadrats. Each of the remaining species composed less than 0.05% of the monthly diet. Thus the sampled quadrats reflected quite well the herbaceous species available for monkeys in their respective habitats.

Diets varied significantly by month and by site (Fig. 4). The model with the lowest AICc included ‘month + site’ (MANOVA, month : $F_{6,12} = 24.03$, $P < 0.001$; site : $F_{2,12} = 13.39$, $P < 0.001$).

Variation in the monkeys’ diet was explained by strong monthly changes in the proportions of almost all food categories (Fig. 4, Table 2). During winter months and in early spring (from February to April), the staple foods were above-ground herbaceous resources and/or cedar seedlings at all three sites (Fig. 4). In the following months (from May to August) monkeys consumed an increasing proportion of different subterranean resources (roots, mushrooms, invertebrates), shrub fruit, and/or acorns (Fig. 4). Consumption of cedar bark peaked at 18% in May at Aïn Kahla and 21% in June at Seheb.

Monkeys’ diets in Djurdjura and at Aïn Kahla relied significantly more on the above-ground herbaceous resources (58.3% and 47.6% on average, respectively) than at Seheb (22.3%, Fig. 4, Table 2). By contrast, among the subterranean resources, Seheb monkeys ate significantly more mushrooms (13.3% on average) and invertebrates (ant larvae, adults or eggs of earwigs, or earthworms; 6.9%), than monkeys at the two other sites (mushrooms < 3%; invertebrates < 1%). In parallel, they consumed significantly less roots (4.6% on average) than in Djurdjura (9.7%, Fig. 4, Table 2). This inter-site variation in the consumption of the different subterranean resources categories and of above-ground herbaceous resources was especially marked in late spring and summer (June to August, Fig. 4). The contribution of the tree and shrub resources (leaves and flowers, acorns, cedar seedlings, fruit) and lichens in the diets did not differ significantly between the three sites (Table 2). Although cedar bark was eaten only at Aïn Kahla and Seheb, our results only suggest a tendency toward differential cedar bark consumption between these two sites and Djurdjura ($P = 0.08$, Table 2, Fig. 4), possibly because of a lack of statistical power. Consumption of cedar male flowers also varied among sites, although it was not a major food class. It contributed to the monkeys’ diet at Aïn

Kahla and Seheb (up to 12% in August) while it was never observed in the diet of Djurdjura monkeys (Appendix A). Lichens were also a minor food item (~ 1.5% of the diet on average), but did contribute at all three sites.

DISCUSSION

Influence of human pressure and seasonality on habitat quality

In the Moroccan forests where grazing was intense (Seheb), plant species richness, especially herbaceous plant richness, was lower than in the other less intensively grazed forests of Djurdjura and Aïn Kahla. The high species richness in Djurdjura reflects a greater variety of vegetation types as well as the absence of grazing pressure. The abundance of herbaceous plants, in terms of herb cover, was also lowest in the forest undergoing the most intense grazing pressure (Fig. 2). Differences in species richness and abundance at the herbaceous layer level were already apparent when vegetation sprouted in February-March, before grazing started. Because of its long-term effects on vegetation [Chaideftou et al., 2009], intense grazing pressure is probably the main factor that accounts for these differences between sites, in particular between Aïn Kahla and Seheb where forest formations were relatively comparable among the groups' home ranges. Indeed, overgrazing severely and durably reduced herb species richness and abundance in other Mediterranean forests [Chaideftou et al., 2009]. Based on grazing intensity, we did not expect overall greater abundance of herbaceous plants at Aïn Kahla vs. Djurdjura. This difference may reflect climate differences. Snow persisted until March in Djurdjura, and herbaceous growth started two months later than at Aïn Kahla and Seheb. In addition, the plant cover dried earlier in Djurdjura (Fig. 2).

Seasonal dietary flexibility – importance of subterranean resources

Seasonal dietary flexibility has been described in many primate species in tropical as well as in temperate regions (see review in [Hemingway & Bynum, 2005]). Like other

monkeys living in temperate habitats (*e.g.* [Grueter et al., 2009b; Guo et al., 2007; Hanya et al., 2003; Hill, 1997; Tsuji et al., 2006; van Doorn et al., 2010]), the macaques we studied showed marked monthly variation in their diet. It consisted of rapid adjustments to abrupt changes in food availability that characterize extreme temperate environments where most productions (budding, flowering, fruiting, and seed production) are highly synchronized. Our results are in line with studies of Barbary macaques in other habitat types (deciduous oak forest, [Ménard, 1985]; fir forest [Mehlman, 1988]), which suggest general patterns of seasonal dietary changes for the species. In particular, Barbary macaques use a large amount of subterranean resources in the dry months of food scarcity (up to > 56% in cedar-oak forest, this study, Fig. 4; up to > 34% in deciduous oak forest, [Ménard, 1985], common in fir forest, [Mehlman, 1988]). This diet shift also occurs in other temperate/terrestrial species such as savannah baboons (up to 53% of the diet, [Alberts et al., 2005; Whiten et al., 1991]), and to a lesser extent Himalayan gray langurs (up to 13% [Sayers & Norconk, 2008]), and snub-nosed monkeys (low quantities, [Grueter et al., 2009b]). By contrast, this shift is less common in tropical primates : underground resources represent very low quantities in their diet, even in tropical forest baboons' diet [Kunz & Linsenmair, 2007]. Although other temperate macaques share similar patterns of diet seasonality with Barbary macaques, to our knowledge few of them rely on underground resources (see a review in [Ménard, 2004]), except, to a lesser extent, *Macaca mulatta* (23.7% in winter, [Goldstein & Richard, 1989]), *M. fuscata* (< 3% during the dry winter season, [Hanya, 2004]), and *M. munzala* (6.7% of winter food includes roots, tubers, stems and sepals taken together [Mendiratta et al., 2009]). Therefore, some diet characteristics of *M. sylvanus* appear closer to savannah baboons' than to most other macaque species'.

Influence of habitat quality on diet

As a consequence of differences in habitat quality between the sites, the specific richness of the monkeys' diet was lower in the forest undergoing most grazing (Seheb). Lower diet diversity was also observed in *Rhinopithecus bieti* [Xiang et al., 2007] and in *M. tonkeana* [Riley, 2007] in poor habitats whereas anthropogenic landscape alteration did not influence diet richness of golden-crowned sifakas (*Propithecus tattersalli*) thanks to their ability to utilize both forest fragments and matrix habitats [Quéméré et al., 2013]. Therefore, the way habitat quality affects diet richness may depend on monkeys' ability to adapt to new habitats or to exploit new compartments of their environment.

Our results suggest that Barbary macaques prefer above-ground herbaceous resources, when available, rather than arboreal or shrub resources (*e.g.* cedar leaves that were abundant in all study sites). Indeed, in the site least affected by livestock, where cedars (and likely cedar foods) were as available as in the overgrazed forest, monkeys preferred to eat herbaceous plants, and they consumed them two times more (>48% on average) than in overgrazed forest (22%, Fig. 3). Therefore, herbaceous plants appear as a limiting resource.

In the site where grazing pressure was high and above-ground herbaceous resources were scarce, monkeys' diets included more subterranean than above-ground herbaceous foods (25% vs. 22% on average, Fig. 4, Table 2). In addition, they compensated for the reduced above-ground herbaceous resources by preferentially exploiting the subterranean layer rather than shifting to arboreal and shrub resources. Therefore, these results suggest that monkeys adjusted their diet according to the availability of herbaceous resources. In the least grazed sites, monkeys devoted five times less time to feeding on subterranean resources than on above-ground plants.

In the two grazed forests of the Middle Atlas (Aïn Kahla and Seheb), we noticed the consumption of cedar bark, cedar strobiles, earthworms and earwigs. This had never been observed in the preserved cedar-oak forest of Djurdjura (Appendix A, [Ménard & Vallet,

1988]; Ménard and Vallet, unpublished data from behavioral studies conducted between 1985 and 1993). Earthworms and earwigs were also unknown monkeys' invertebrate preys in the deciduous oak forest of Akfadou in Algeria where livestock were almost absent ([Ménard, 1985]; Ménard and Vallet, unpublished data from behavioral studies conducted between 1985 and 1992). By contrast, previous studies mentioned the presence of cedar bark, cedar strobiles and earthworms in monkey's diet in cedar forests of the Middle Atlas [Deag, 1983; Drucker, 1984] and in a fir forest of the Rif in northern Morocco [Mehlman, 1988] that underwent heavy grazing by livestock. It appears that Barbary macaques fed on a separate niche from domestic herbivore competitors in the herbaceous layer in grazed forests. This implies innovative ways of acquiring alternative foods, from the underground or arboreal layer (*e.g.* extractive foraging for subterranean invertebrates or sucking cedar strobiles to ingest the resin before rejecting them). Interestingly, Mehlman [1988] describes another innovative feeding technique in the fir forest of the Rif, *i.e.* "tadpole fishing" in the shallow pools of the streams. These findings highlight dietary flexibility as a key element for Barbary macaques to cope with changing environments.

In all three sites, acorns were an extensive component of the diet in August. Ménard and Vallet showed that acorns can constitute a staple food at least for four months and can be eaten from July (unripe acorns) to March (fallen acorns found under fallen leaves or snow) in evergreen cedar-oak or in deciduous oak forests [Ménard, 1985; Ménard & Vallet, 1986]. Similar patterns were observed in a fir forest [Mehlman, 1988]. These highly energetic food items, rich in soluble carbohydrates and fat, although not in protein [Abbas et al., 2011], enable monkeys to replenish their energy reserves before the winter months. Species of the genus *Quercus* or related genres of the Fagaceae family (*Cyclobalanopsis*, *Lithocarpus*) provide comparable lasting key resources to other temperate primates (*R. bieti*, [Grueter et al.,

2009a; Xiang et al., 2007]; *R. roxellana*, [Guo et al., 2007]; *M. thibetana*, [Zhao et al., 1991]; *M. fuscata*, [Agetsuma & Nakagawa, 1998; Hill, 1997]).

Did Barbary macaques rely on fallback foods?

Many species of primates overcome periods of food scarcity by relying on fallback foods when preferred items are unavailable (*e.g.* [Marshall & Wrangham, 2007]; grass corms during a dry summer, [Altmann, 2009]; bark, lichens, invertebrates, or leaves during dry winters [Grueter et al., 2009b]).

Bark is included in the diet of many primate species to varying extents in tropical [Chaves & Bicca-Marques, 2013; Cristobal-Azkarate & Arroyo-Rodriguez, 2007] and temperate habitats [Grueter et al., 2009b; Guo et al., 2007; Hanya, 2004; Xiang et al., 2007; Zhao et al., 1991]. It appears as the most common fallback food for temperate primates in winter [Grueter et al., 2009b] and is also considered as an adaptation to extreme habitats in *Rhinopithecus bieti* [Xiang et al., 2007].

In Barbary macaques, bark stripping occurred between May and August, and reached a maximum of about 20% of their feeding time. We observed a relatively high level of bark stripping even when herbaceous resources were plentiful, confirming previous findings from a preliminary study conducted in 1995 at Aïn Kahla [Ménard & Qarro, 1999]. These findings suggest that bark is not a fallback food for Barbary macaques.

It takes a long time to process cedar bark compared to foods like herbaceous leaves or seeds (mean number of consumption units of a food *per* minute spent foraging and feeding: about six for bark *vs.* up to 48 for leaves and 33 for seeds; Ménard et al., unpublished data). The consumption of bark, despite the long handling time and the availability of other resources, suggests that cedar sap may provide important nutrients unavailable in other foods. Tree exudates consumed by various Callitrichidae or patas monkeys (*Erythrocebus patas*) are rich in calcium and can counter-balance a diet that is poor in that mineral [Garber, 1984;

Isbell et al., 2013; Smith, 2000]. Grazing pressure, which induces lower species richness in forests, can lead to a monotonous diet unlikely to span the whole range of the monkeys' nutritional needs. However, we need further analyses on the nutritional quality of bark and other food items to confirm this hypothesis. The increased bark stripping by monkeys noticed by foresters in the Middle Atlas over the last 20 years [Et-Tobi et al., 2009] may result from a grazing-induced decrease in herbaceous species diversity.

Lichens have been observed in the diet of other temperate monkeys as fallback foods during periods of food scarcity [Grueter et al., 2009b; Kirkpatrick & Grueter, 2010]. In Barbary macaques living in a deciduous oak forest, lichens composed up to 43% of the monthly diet in winter and 17% in summer, when preferred foods are relatively scarce [Ménard, 1985]. In this site, lichens could be fallback foods. At Aïn Kahla and Seheb, the limited consumption of lichens (< 3.2%) during periods of food shortage could reflect a low availability of this resource which is extensively harvested by local people for traditional medicine [Bellakhdar et al., 1991].

Conclusions and perspectives regarding Barbary macaque foraging strategy

This study provides evidence of dietary flexibility in Barbary macaques. They survive in altered habitats by exploiting alternative food resources (*e.g.* subterranean foods or cedar bark) that escape from their main competitors, *i.e.* sheep and goats. At the same time, they avoid food items that are available year-round such as cedar leaves. However, by foraging on scarce, difficult-to-excavate foods, monkeys increase their energy costs by spending more time foraging and moving, and increasing group's day range lengths [Ménard et al., 2013]. Our findings suggest that Barbary macaques adopt an energy-maximizing strategy in the summer period of food scarcity, confirming previous studies performed during a comparable time of year [Ménard & Vallet, 1997]. Further studies on food handling time, daily dry weight intake and energy intake would be useful to assess the profitability of foods (energy/handling

time, [Sayers et al., 2010]), and to specify whether Barbary macaques' foraging strategies lead them to incorporate scarce but high-return foods in their diet. These developments would bring new, valuable knowledge for the preservation of the species.

Overgrazing, through its negative effects on habitat quality, depresses population density [Ménard et al., 2014]. These findings suggest that, despite their dietary flexibility, monkeys may not cope fully with anthropogenic changes in their habitat. High levels of foraging effort may induce considerable energetic stress that affect female reproductive strategies [Foerster et al., 2012], especially by preventing successful lactation, and in turn inducing lower infant survival.

Maintaining sustainable populations of Barbary macaques in the Middle Atlas requires urgent changes in the management of forests, especially by reducing the number of grazing sheep and goats. Additionally, we recommend allowing holm oaks to fully develop in the Middle Atlas instead of using clear-cutting silvicultural practices in order to preserve the production of acorns, a crucial food resource for Barbary macaques before the stress of the winter season.

ACKNOWLEDGMENTS

Financial support for this study came from the contract “Service Provincial des Eaux et Forêts d'Ifrane/University of Rennes 1”, with N. Ménard and M. Qarro as French and Moroccan scientific leaders, respectively. We thank the whole team of the Ifrane National Park project, Z. Amhaouch, I. Bouziane, B. Elasri, N. Elrouat, and L. Oukannou who provided help with logistics and encouragement when necessary. Our study was conducted in close partnership with the “Haut Commissariat aux Eaux et Forêts et à la Lutte contre la Désertification” and the Regional Director of “Eaux et Forêts du Moyen Atlas” at Meknes. We greatly appreciate the editorial work and the helpful comments of Marina Cords and the two other anonymous reviewers. We thank G. Hanya, C. Grueter and Y. Tsuji for fruitful discussions on the ecology

of temperate primates. We are grateful to H. Whitfield who kindly revised the English of the first draft of the manuscript. We thank C. Corbier-Bartheaux, P. Collignon and J-N. Roulleau (French Agency for Development) for their consideration and support towards this study. This is a scientific production of UMR CNRS 6553, Caren-OSUR, University of Rennes1.

REFERENCES

- Abbas F, Morellet N, Hewison AJM, et al. 2011. Landscape fragmentation generates spatial variation of diet composition and quality in a generalist herbivore. *Oecologia* 167:401-411.
- Agetsuma N, Nakagawa N. 1998. Effects of habitat differences on feeding behaviors of Japanese monkeys: comparison between Yakushima and Kinkazan. *Primates* 39:275-289.
- Alberts SC, Altmann J. 2006. The evolutionary past and the research future: environmental variation and life history flexibility in a primate lineage. In: Swedell L, Leigh SR, editors. *Reproduction and fitness in baboons: behavioral, ecological and life history perspectives*. New York: Springer. p 277-303.
- Alberts SC, Hollister-Smith JA, Mututua RS, et al. 2005. Seasonality and long-term change in a savanna environment. In: Brockman DK, Van Schaik CP, editors. *Seasonality in primates: studies of living and extinct human and non-human primates*. Cambridge: Cambridge Univ. Press. p 157-195.
- Altmann J. 1974. Observational study of behavior: sampling methods. *Behaviour* 49:227-266.
- Altmann SA. 2009. Fallback Foods, Eclectic Omnivores, and the Packaging Problem. *American Journal of Physical Anthropology* 140:615-629.
- Anderson J, Rowcliffe JM, Cowlishaw G. 2007. Does the matrix matter? A forest primate in a complex agricultural landscape. *Biological Conservation* 135:212-222.
- Bagchi S, Mishra C, Bhatnagar YV. 2004. Conflicts between traditional pastoralism and conservation of Himalayan ibex (*Capra sibirica*) in the Trans-Himalayan mountains. *Animal Conservation* 7:121-128.
- Bellakhdar J, Claisse R, Fleurentin J, Younos C. 1991. Repertory of standard herbal drugs in the moroccan pharmacopeia. *Journal of Ethnopharmacology* 35:123-143.

- Bhattacharya T, Sathyakumar S. 2011. Natural resource use by humans and response of wild ungulates. *Mountain Research and Development* 31:209-219.
- Burnham KP, Anderson DR. 2002. Model selection and multimodel inference: a practical information - theoretical approach. Burnham KP, Anderson DR, editors. New York: Springer. 488 p.
- Burnham KP, Anderson DR. 2004. Multimodal inference: understanding AIC and BIC in model selection. *Sociological Methods and Research* 33:261-304.
- Campbell-Smith G, Campbell-Smith M, Singleton I, Linkie M. 2011. Raiders of the lost bark: orangutan foraging strategies in a degraded landscape. *Plos One* 6:e20962.
- Chaideftou E, Thanos CA, Bergmeier E, Kallimanis A, Dimopoulos P. 2009. Seed bank composition and above-ground vegetation in response to grazing in sub-Mediterranean oak forests (NW Greece). *Plant Ecology* 201:255-265.
- Charnov EL. 1976. Optimal foraging - attack strategy of a mantid. *American Naturalist* 110:141-151.
- Chaves OM, Bicca-Marques JC. 2013. Dietary flexibility of the brown howler monkey throughout its geographic distribution. *American Journal of Primatology* 75:16-29.
- Chaves OM, Stoner KE, Arroyo-Rodriguez V. 2012. Differences in diet between Spider monkey groups living in forest fragments and continuous forest in Mexico. *Biotropica* 44:105-113.
- Colwell RK. 2011. EstimateS: Statistical estimation of species richness and shared species from samples. User's guide and application published at <http://viceroy.eeb.uconn.edu/EstimateS> (4 April 2013 date last accessed).
- Colwell RK, Mao CX, Chang J. 2004. Interpolating, extrapolating, and comparing incidence-based species accumulation curves. *Ecology* 85:2717-2727.

- Cristobal-Azkarate J, Arroyo-Rodriguez V. 2007. Diet and activity pattern of howler monkeys (*Alouatta palliata*) in Los Tuxtlas, Mexico: Effects of habitat fragmentation and implications for conservation. *American Journal of Primatology* 69:1013-1029.
- Deag JM. 1983. Feeding habits of *Macaca sylvanus* (Primates: *Cercopithecinae*) in commercial Moroccan cedar forest. *Journal of Zoology of London* 201:570-574.
- Di Fiore A, Rodman PS. 2001. Time allocation patterns of lowland woolly monkeys (*Lagothrix lagotricha poeppigii*) in a neotropical terra firma forest. *International Journal of Primatology* 22:449-480.
- Drucker GR. 1984. The feeding ecology of the Barbary macaque and cedar forest conservation in the Moroccan Moyen Atlas. In: Fa JE, editor. *The Barbary macaque: a case study in conservation*. New York: Plenum Press. p 135-164.
- Dunbar RIM, Bose U. 1991. Adaptation to grass-eating in gelada baboons. *Primates* 32:1-7.
- Emlen JM. 1966. Role of time and energy in food preference. *American Naturalist* 100:611-617.
- Et-Tobi M, M'Hirit O, Benzyane M. 2009. Changements climatiques, dégradations et dépérissements: arguments et nouveaux outils pour une réforme de la sylviculture des cédraies au Maroc. *Annales de la Recherche Forestière au Maroc* 41:27-47.
- Fa JE, Taub DM, Ménard N, Stewart PJ. 1984. The distribution and current status of the Barbary macaque in North Africa. In: Fa JE, editor. *The Barbary macaque: a case study in conservation*. New York: Plenum Press. p 79-111.
- Foerster S, Cords M, Monfort SL. 2012. Seasonal energetic stress in a tropical forest primate: proximate causes and evolutionary implications. *Plos One* 7:e50108.
- Garber PA. 1984. Proposed nutritional importance of plant exudates in the diet of the Panamanian Tamarin, *Saguinus oedipus geoffroyi*. *International Journal of Primatology* 5:1-15.

- Goldstein SJ, Richard AF. 1989. Ecology of rhesus macaques (*Macaca mulatta*) in northwest Pakistan. *International Journal of Primatology* 10:531-567.
- Gotelli NJ, Colwell RK. 2001. Quantifying biodiversity: procedures and pitfalls in the measurement and comparison of species richness. *Ecology Letters* 4:379-391.
- Grueter CC, Li DY, Ren BP, Li M. 2013. Overwintering strategy of Yunnan snub-nosed monkeys: adjustments in activity scheduling and foraging patterns. *Primates* 54:125-135.
- Grueter CC, Li DY, Ren BP, Wei FW, van Schaik CP. 2009a. Dietary profile of *Rhinopithecus bieti* and its socioecological implications. *International Journal of Primatology* 30:601-624.
- Grueter CC, Li DY, Ren BP, et al. 2009b. Fallback foods of temperate-living primates: a case study on snub-nosed monkeys. *American Journal of Physical Anthropology* 140:700-715.
- Guo SG, Li BG, Watanabe K. 2007. Diet and activity budget of *Rhinopithecus roxellana* in the Qinling Mountains, China. *Primates* 48:268-276.
- Hanya G. 2004. Diet of a Japanese macaque troop in the coniferous forest of Yakushima. *International Journal of Primatology* 25:55-71.
- Hanya G, Aiba S. 2010. Fruit fall in tropical and temperate forests: implications for frugivore diversity. *Ecological Research* 25:1081-1090.
- Hanya G, Ménard N, Qarro M, et al. 2011. Dietary adaptations of temperate primates: comparisons of Japanese and Barbary macaques. *Primates* 52:187-198.
- Hanya G, Noma N, Agetsuma N. 2003. Altitudinal and seasonal variations in the diet of Japanese macaques in Yakushima. *Primates* 44:51-59.
- Hanya G, Tsuji Y, Grueter CC. 2013. Fruiting and flushing phenology in Asian tropical and temperate forests: implications for primate ecology. *Primates* 54:101-110.

- Hemingway CA, Bynum N. 2005. The influence of seasonality on primate diet and ranging. In: Brockman DK, van Schaik CP, editors. Cambridge: Cambridge University Press. p 57-104.
- Hill DA. 1997. Seasonal variation in the feeding behavior and diet of Japanese macaques (*Macaca fuscata yakui*) in lowland forest of Yakushima. American Journal of Primatology 43:305-322.
- Hill RA, Barrett L, Gaynor D, et al. 2003. Day length, latitude and behavioural (in)flexibility in baboons (*Papio cynocephalus ursinus*). Behavioral Ecology and Sociobiology 53:278-286.
- Hill RA, Dunbar RIM. 2002. Climatic determinants of diet and foraging behaviour in baboons. Evolutionary Ecology 16:579-593.
- Isbell LA, Rothman JM, Young PJ, Rudolph K. 2013. Nutritional benefits of crematogaster mimosae ants and acacia drepanolobium gum for patas monkeys and vervets in laikipia, Kenya. American Journal of Physical Anthropology 150:286-300.
- IUCN. 2013. IUCN red list of threatened species. Version 2013.2. IUCN, Gland, Switzerland. [Http://www.iucnredlist.org](http://www.iucnredlist.org). Downloaded on 08 January 2014.
- Kirkpatrick RC, Grueter CC. 2010. Snub-nosed monkeys: multilevel societies across varied environments. Evolutionary Anthropology 19:98-113.
- Koenig A, Borries C. 2001. Socioecology of Hanuman langurs: The story of their success. Evolutionary Anthropology 10:122-137.
- Kunz BK, Linsenmair KE. 2007. Changes in baboon feeding behavior: Maturity-dependent fruit and seed size selection within a food plant species. International Journal of Primatology 28:819-835.
- Lamb HF, Damblon F, Maxted RW. 1991. Human impact on the vegetation of the Middle Atlas, Morocco, during the last 5000 years. Journal of Biogeography 18:519-532.

- MacArthur RH, Pianka ER. 1966. On optimal use of a patchy environment. *American Naturalist* 100:603-609.
- Manly B. 1997. Randomization and Monte Carlo methods in biology. London, UK: Chapman & Hall.
- Marshall AJ, Wrangham RW. 2007. Evolutionary consequences of fallback foods. *International Journal of Primatology* 28:1218-1235.
- McCullagh P, Nelder JA. 1989. Generalized linear models. London: Chapman & Hall.
- Mehlman PT. 1988. Food resources of the wild Barbary macaque (*Macaca sylvanus*) in high altitude fir forest, Ghomaran Rif, Morocco. *Journal of Zoology of London* 214:469-490.
- Ménard N. 1985. Le régime alimentaire de *Macaca sylvanus* dans différents habitats d'Algérie: I- régime en chênaie décidue (in French with English summary). *Revue d'Ecologie-La Terre et La Vie* 40:351-466.
- Ménard N. 2004. Do ecological factors explain variations in macaque social organisation? In: Thierry B, Singh M, Kaumanns W, editors. *How societies are built: the macaque model?* Cambridge: Cambridge University Press. p 237-266.
- Ménard N, Motsch P, Delahaye A, et al. 2013. Effect of habitat quality on ecological behaviors of a temperate-living primate: time budget adjustments. *Primates* 54:217-228.
- Ménard N, Qarro M. 1999. Bark stripping and water availability: a comparative study between Moroccan and Algerian Barbary macaques (*Macaca sylvanus*). *Revue d'Ecologie-La Terre et La Vie* 54:123-132.
- Ménard N, Rantier Y, Foulquier A, et al. 2014. Impact of human pressure and forest fragmentation on Moroccan Barbary macaque (*Macaca sylvanus*) populations. *Oryx* doi:10.1017/S0030605312000312.

- Ménard N, Vallet D. 1986. Le régime alimentaire de *Macaca sylvanus* dans différents habitats d'Algérie: II-régime en forêt sempervirente et sur les sommets rocheux (in French with English summary). *Revue d'Ecologie-La Terre et La Vie* 41:173-192.
- Ménard N, Vallet D. 1988. Disponibilités et utilisation des ressources par le magot; (*Macaca sylvanus*) dans différents milieux en Algérie (in French with English summary). *Revue d'Ecologie-La Terre et La Vie* 43:201-250.
- Ménard N, Vallet D. 1996. Demography and ecology of Barbary macaques (*Macaca sylvanus*) in two different habitats. In: Fa JE, Lindburg DG, editors. *Evolution and ecology of macaque societies*. Cambridge: Cambridge Univ Press. p 106-145.
- Ménard N, Vallet D. 1997. Behavioral responses of Barbary macaques (*Macaca sylvanus*) to variations in environmental conditions in Algeria. *American Journal of Primatology* 43:285-304.
- Mendiratta U, Kumar A, Mishra C, Sinha A. 2009. Winter ecology of the Arunachal macaque *Macaca munzala* in Pangchen valley, Western Arunachal Pradesh, Northeastern India. *American Journal of Primatology* 71:939-947.
- Nakayama Y, Matsuoka S, Watanuki Y. 1999. Feeding rates and energy deficits of juvenile and adult Japanese monkeys in a cool temperate area with snow coverage. *Ecological Research* 14:291-301.
- Naughton-Treves L, Treves A, Chapman C, Wrangham R. 1998. Temporal patterns of crop-raiding by primates: linking food availability in croplands and adjacent forest. *Journal of Applied Ecology* 35:596-606.
- Odadi WO, Karachi MK, Abdulrazak SA, Young TP. 2011. African wild ungulates compete with or facilitate cattle depending on season. *Science* 333:1753-1755.

- Qu WY, Zhang YZ, Manry D, Southwick CH. 1993. Rhesus monkeys (*Macaca mulatta*) in the Taihang mountains, Jiyuan county, Henan, China. *International Journal of Primatology* 14:607-621.
- Quéméré E, Hibert F, Miquel C, et al. 2013. A DNA metabarcoding study of a primate dietary diversity and plasticity across its entire fragmented range. *Plos One* 8:e58971.
- R Development Core Team. 2010. A language and environment for statistical computing, reference index version 2.11.1. R Foundation for statistical computing, Vienna, Austria. <http://www.R-project.org>.
- Riley EP. 2007. Flexibility in diet and activity patterns of *Macaca tonkeana* in response to anthropogenic habitat alteration. *International Journal of Primatology* 28:107-133.
- Rossi J-P. 2011. rich: an R package to analyse species richness. *Diversity* 3:112-120.
- Russo SE, Campbell CJ, Dew JL, Stevenson PR, Suarez SA. 2005. A multi-forest comparison of dietary preferences and seed dispersal by *Ateles* spp. *International Journal of Primatology* 26:1017-1037.
- Sauther ML, Cuzzo FP. 2009. The impact of fallback foods on wild ring-tailed lemur biology: a comparison of intact and anthropogenically disturbed habitats. *American Journal of Physical Anthropology* 140:671-686.
- Sayers K, Norconk MA. 2008. Himalayan *Semnopithecus entellus* at Langtang National Park, Nepal: diet, activity patterns, and resources. *International Journal of Primatology* 29:509-530.
- Sayers K, Norconk MA, Conklin-Brittain NL. 2010. Optimal foraging on the roof of the world: Himalayan langurs and the classical prey model. *American Journal of Physical Anthropology* 141:337-357.
- Schoener TW. 1971. Theory of feeding strategies. *Annual Review of Ecology and Systematics* 2:369-404.

- Singh M, Kumara HN, Kumar MA, Sharma AK. 2001. Behavioural responses of lion-tailed macaques (*Macaca silenus*) to a changing habitat in a tropical rain forest fragment in the Western Ghats, India. *Folia Primatologica* 72:278-291.
- Sitters J, Heitkonig IMA, Holmgren M, Ojwang GSO. 2009. Herded cattle and wild grazers partition water but share forage resources during dry years in East African savannas. *Biological Conservation* 142:738-750.
- Smith AC. 2000. Composition and proposed nutritional importance of exudates eaten by saddleback (*Saguinus fuscicollis*) and mustached (*Saguinus mystax*) tamarins. *International Journal of Primatology* 21:69-83.
- Sogreah-Ttoba. 2004. Etudes d'aménagement concerté des forêts et des parcours collectifs de la Province d'Ifrane. Carte d'occupation des sols et description parcellaire (Studies of the management of forests and livestock in the Province of Ifrane. Map of landscape use and description of parcels): Service Provincial des Eaux et Forêts d'Ifrane, Royaume du Maroc. (Administration of water and forests of Ifrane, Morocco).
- Su Y, Ren R, Yan K, et al. 1998. Preliminary survey of the home range and ranging behavior of golden monkeys (*Rhinopithecus roxellana*) in Shennongjia National Natural Reserve, Hubei, China. In: Jablonski NG, editor. The natural history of the doucs and snub-nosed monkeys. Singapore: World Scientific Press. p 255-268.
- Ting S, Hartley S, Burns KC. 2008. Global patterns in fruiting seasons. *Global Ecology and Biogeography* 17:648-657.
- Tsuji Y, Fujita S, Sugiura H, Saito C, Takatsuki S. 2006. Long-term variation in fruiting and the food habits of wild Japanese macaques on Kinkazan Island, northern Japan. *American Journal of Primatology* 68:1068-1080.
- Tsuji Y, Hanya G, Grueter CC. 2013. Feeding strategies of primates in temperate and alpine forests: comparison of Asian macaques and colobines. *Primates* 54:201-215.

- Tsuji Y, Takatsuki S. 2009. Effects of yearly change in nut fruiting on autumn home-range use by *Macaca fuscata* on Kinkazan island, Northern Japan. *International Journal of Primatology* 30:169-181.
- van Doorn AC, O'Riain MJ, Swedell L. 2010. The effects of extreme seasonality of climate and day length on the activity budget and diet of semi-commensal chacma baboons (*Papio ursinus*) in the Cape Peninsula of South Africa. *American Journal of Primatology* 72:104-112.
- van Schaik CP, Brockman DK. 2006. Seasonality in primate ecology, reproduction, and life history: an overview. In: Brockman DK, van Schaik CP, editors. *Seasonality in primates: studies of living and extinct human and non-human primates*. Cambridge: Cambridge Univ. Press. p 3-20.
- Vasey N. 2005. Activity budgets and activity rhythms in red ruffed lemurs (*Varecia rubra*) on the Masoala Peninsula, Madagascar: seasonality and reproductive energetics. *American Journal of Primatology* 66:23-44.
- Wahungu GM. 1998. Diet and habitat overlap in two sympatric primate species, the Tana crested mangabey *Cercocebus galeritus* and yellow baboon *Papio cynocephalus*. *African Journal of Ecology* 36:159-173.
- Whiten A, Byrne RW, Barton RA, Waterman PG, Henzi SP. 1991. Dietary and foraging strategies of baboons. *Philosophical Transactions of the Royal Society of London Series B-Biological sciences* 334:187-197.
- Whiten A, Byrne RW, Henzi SP. 1987. The behavioral ecology of mountain baboons. *International Journal of Primatology* 8:367-388.
- Wieczkowski J, Kinnaird M. 2008. Shifting forest composition and primate diets: A 13-year comparison of the Tana River Mangabey and its habitat. *American Journal of Primatology* 70:339-348.

- Wrangham RW, Conklin-Brittain NL, Hunt KD. 1998. Dietary response of chimpanzees and cercopithecines to seasonal variation in fruit abundance. I. Antifeedants. *International Journal of Primatology* 19:949-970.
- Xiang ZF, Huo S, Xiao W, Quan RC, Grueter CC. 2007. Diet and feeding behavior of *Rhinopithecus bieti* at Xiaochangdu, Tibet: adaptations to a marginal environment. *American Journal of Primatology* 69:1141-1158.
- Zhao QK. 1996. Etho-ecology of Tibetan macaques at Mount Emei, China. In: Fa JE, Lindburg DG, editors. *Evolution and ecology of macaque societies*. New York: Cambridge Univ. Press. p 263-289.
- Zhao QK, Deng ZY, Xu JM. 1991. Natural foods and their ecological implications for *Macaca thibetana* at Mount Emei, China. *Folia Primatologica* 57:1-15.

FIGURE LEGENDS

Figure 1: Herbaceous species richness in the three sites. Rarefaction curves represent the cumulative number of recorded species, *i.e.* randomized species richness, as a function of the number of sampled quadrats. Dashed lines delineate 95% confidence intervals.

Figure 2: Monthly variation in herb cover (%) in the three sites. Bars represent standard deviations.

Winter: February-March; Spring: April-June; Summer: July-August.

Figure 3: Herbaceous species richness in the monkeys' diets at the three sites. Rarefaction curves represent the cumulative numbers of recorded species. Randomized species richness is represented as a function of the number of feeding records. Dashed lines delineate 95% confidence intervals.

Figure 4. Variation in the percentage of feeding time spent on 10 food categories depending on month and site.

Winter: February-March; Spring: April-June; Summer: July-August.

Table I. Comparisons of models of herb cover as a function of month and site, showing model selection statistics and results for inter-site comparisons.

Subsets of models	k	Deviance	AICc	Δ AICc	w_i	Sum(w AICc)	Estimate	SE	z	P
Month * site^a	21	1870.8	2767.3	0.00	1.0					
Month + site	9	2475.1	3343.9	576.6	0.0					
Month	7	2760.5	3625.0	857.7	0.0	1.0				
Site	3	3900.1	4756.2	1988.9	0.0	1.0				
Djurdjura – Aïn Kahla							0.52	0.08	6.48	<0.001
Djurdjura – Seheb							-0.85	0.12	-6.97	<0.001
Aïn Kahla - Seheb							-1.37	0.13	-10.59	<0.001

AICc, Akaike's information criterion corrected for small sample sizes; w_i , Akaike's information criterion weights for each model; Sum(w AICc), the relative importance of predictor variables was assessed by summing the Akaike weights from each model containing that predictor. The highest values are in bold-type.

^a: Month x site stands for month + site + month:site (effect of month, plus effect of site plus effect of the interaction of month and site). See text for calculation details.

Table II. Statistical analyses of the monthly and inter-site variations of monkey diets. Results of the MANOVA analyses of the additive model “month + site”.

Food items	$F_{8,12}$	R^2_{adj}	P value	Inter-site	Estimate ^a	SE	t	P value
Cedar bark	2.46	0.37	0.08					
Cedar seedlings	5.60	0.65	< 0.01					
Tree and shrub leaves and flowers	0.63	-	0.74					
Shrub fruits	2.34	0.35	0.09					
Above-ground herbaceous resources	7.37	0.72	<0.001	Aïn Kahla-Seheb	-0.29	0.08	-3.60	<0.01
				Djurdjura-Seheb	-0.41	0.08	-5.01	<0.001
Acorns	3.23	0.47	<0.05					
Roots	6.52	0.69	<0.01	Djurdjura-Seheb	-0.14	0.05	-2.53	<0.05
Invertebrates	4.20	0.56	<0.05	Aïn Kahla-Seheb	0.12	0.05	2.54	<0.05
				Djurdjura-Seheb	0.20	0.05	4.01	<0.01
Mushrooms	3.89	0.54	<0.05	Djurdjura-Seheb	0.30	0.07	4.53	<0.001
				Aïn Kahla-Seheb	0.20	0.07	2.97	<0.05
Lichens	0.46	-	0.86					
		0.27						

Significant variations are given in bold.

^a When the variations involved significant difference between sites, the decomposition of the P value is specified.

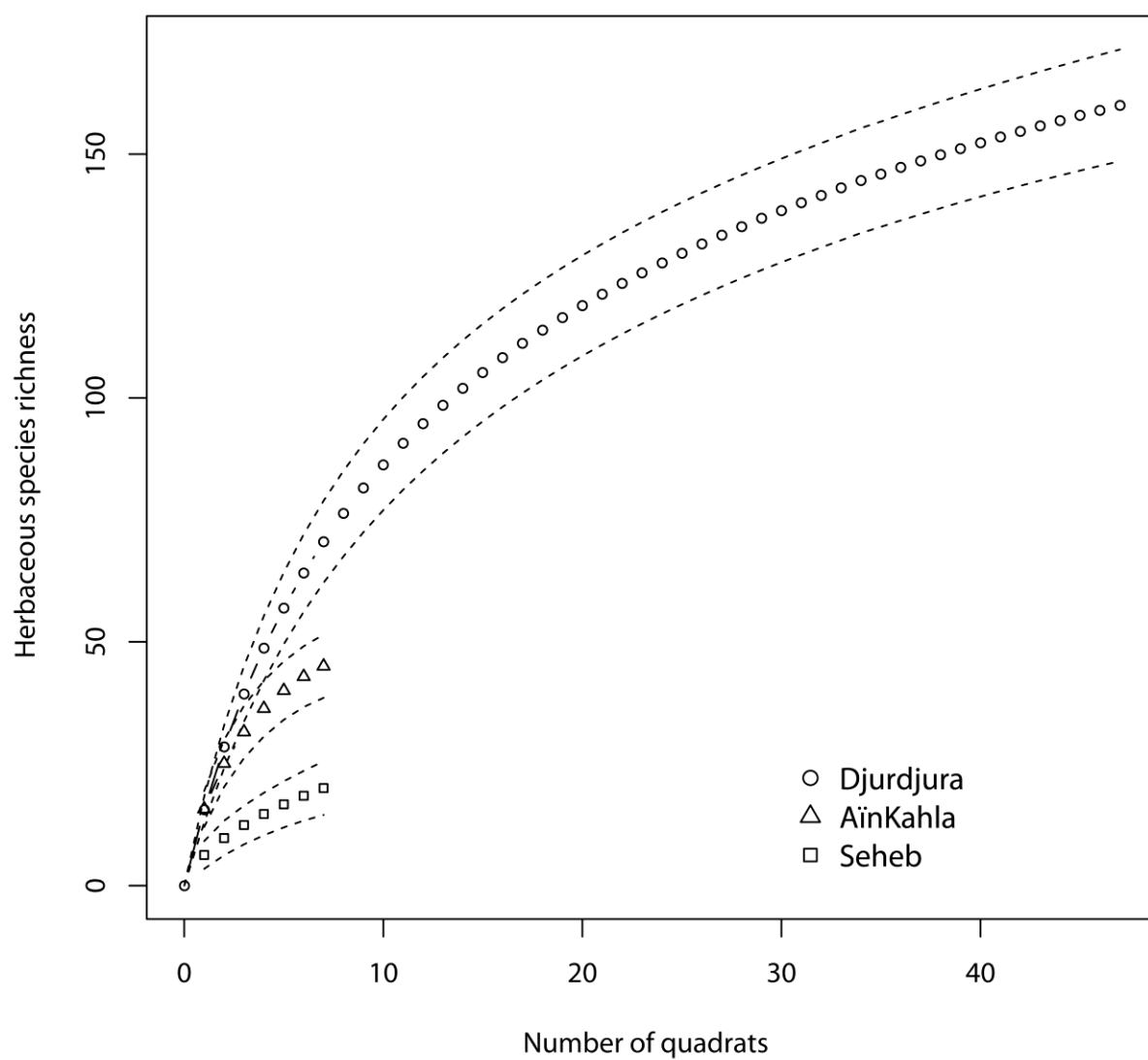


Fig.1

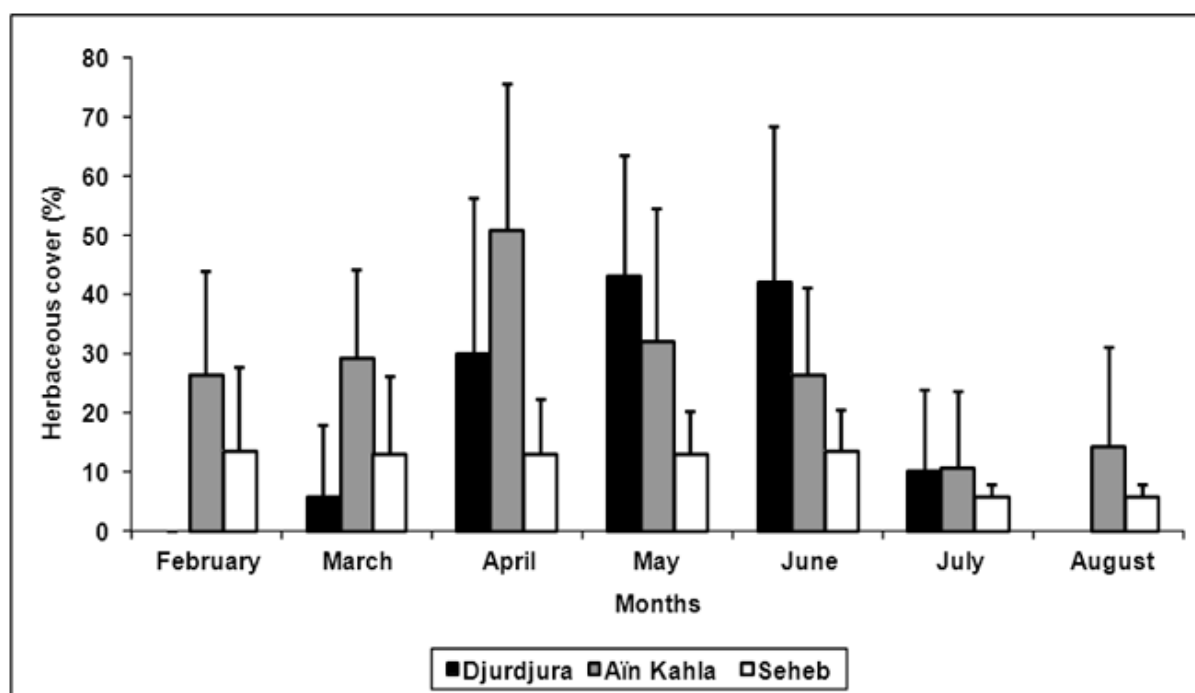


Fig.2

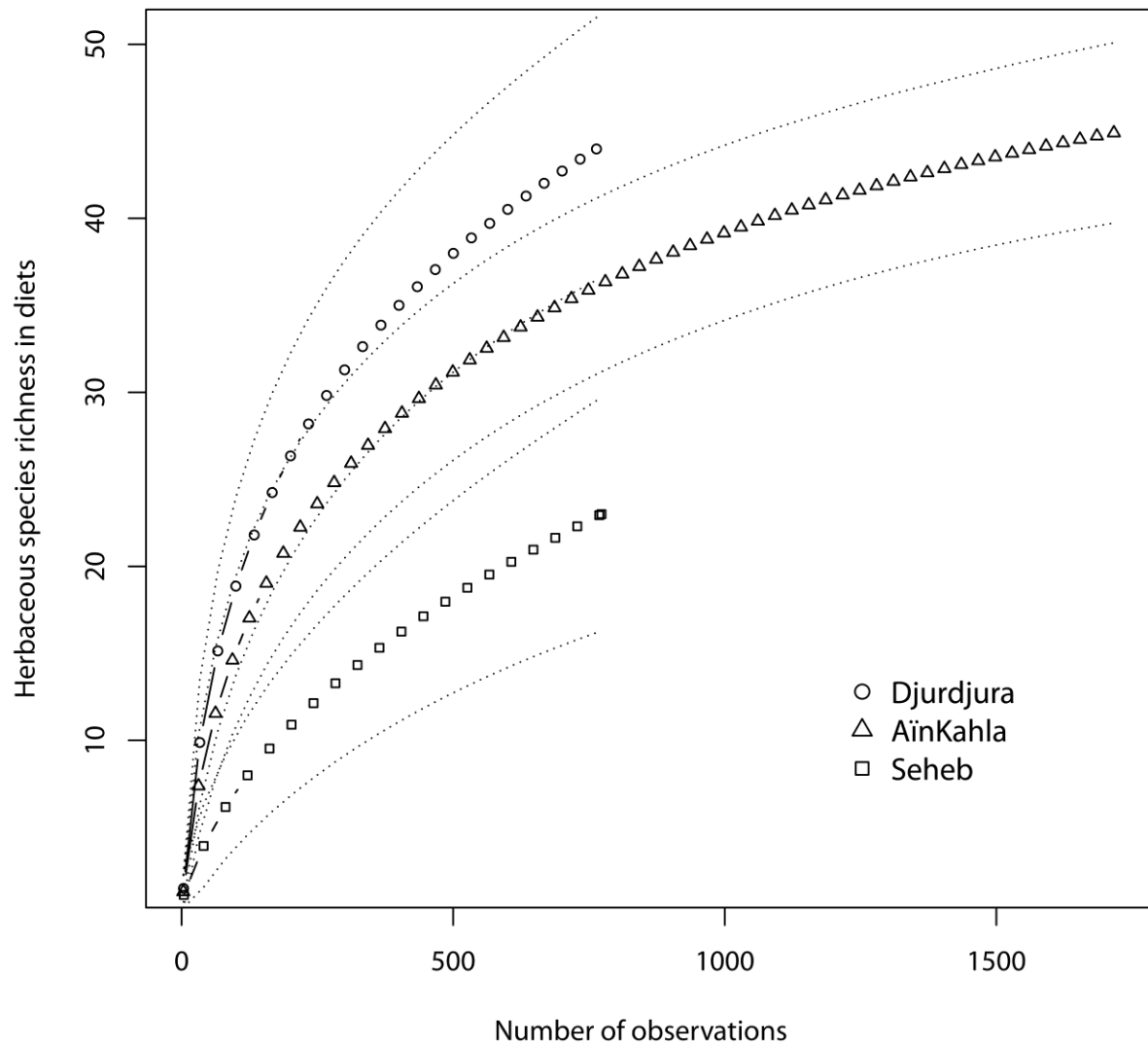


Fig.3

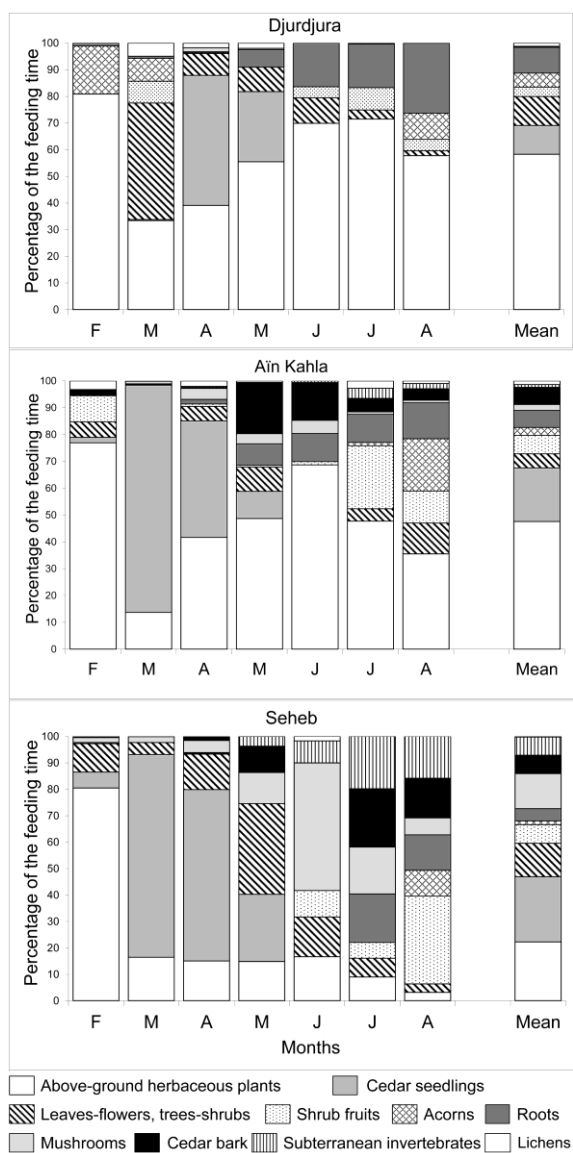


Fig.4

[illegible]

[illegible]

[illegible]

[illegible]

Sites		Djurdjura	Months							Aïn Kahla	Months							Seheb	Months						
Species	Part(s) eaten	% eating	F	M	A	M	J	J	A	% eating	F	M	A	M	J	J	A	% eating	F	M	A	M	J	J	A
<i>Trifolium hirtum</i>	L	0.6 (3.6)				x		x																	
<i>Trifolium sp.</i>	L									0.6 (2.0)		x	x	x	x			0.4 (2.7)			x				
<i>Onobrychis sp.</i>	S									0.3 (2.3)							x								
<i>Vicia sp.</i>	S,L									0.6 (4.3)				x	x			0.2 (1.7)				x			
<i>Geranium sp.</i>	L									+				x											
<i>Geranium malvaeflorum</i>	L	+			x																				
<i>Erodium sp.</i>	R									0.2 (0.9)			x	x											
<i>Eryngium campestre</i>	L	+				x																			
<i>Scandix australis</i>	L	+				x																			
<i>Heracleum spondilium</i>	St									0.7 (3.6)			x	x	x										
<i>Ferula communis</i>	L	0.3 (1.2)	x	x		x																			
<i>Bupleurum atlanticum</i>	L	+				x																			
<i>Balansea glaberrima</i>	L,R	2.4 (4.9)	x	x	x	x	x	x																	
<i>Carum montanum</i>	R	0.7 (2.5)		x		x		x																	
<i>Smyrniium olusatrum</i>	R	+							x																
<i>Smyrniium perfoliatum</i>	L,R	0.7 (2.0)	x		x	x	x	x	x																
<i>Bunium alpinum</i>	R	+			x	x																			
<i>Viola sp.</i>	R	+						x																	
<i>Armeria plantaginea</i>	L	+	x																						
<i>Labiaceae sp.</i>	L	0.1 (0.5)	x																						
<i>Phlomis bovei</i>	L	+			x																				
<i>Salvia argentea</i>	Fl									0.1 (0.6)					x	x									
<i>Teucrium flavum</i>	L	+	x																						
<i>Veronica hederefolia</i>	St,L,F	+				x				0.4 (0.8)	x	x	x	x				0.3 (1.0)	x	x	x				

[illegible]

Nelly Ménard

Sites		Djurdjura	Months							Aïn Kahla	Months							Seheb	Months								
Species	Part(s) eaten	% eating	F	M	A	M	J	J	A	% eating	F	M	A	M	J	J	A	% eating	F	M	A	M	J	J	A		
<i>Hypochoeris radicata</i>	L,Fl	0.4 (2.8)						x																			
<i>Hypochoeris laevigata</i>	L,Fl	2.4 (11.0)	x			x	x	x	X																		
<i>Chrysanthemum sp.</i>	St									+			x	x													
<i>Mantisalca salmantica</i>	L,S	+						x		0.1 (0.5)	x	x	x		x		+				x						
<i>Carduncellus pinatus</i>	S	+							x																		
<i>Scolymus grandiflorus</i>	S	+							x																		
<i>Marrubium ayardii</i>	R									+		x	x														
<i>Onopordum acaulis</i>	Fl,R									0.2 (0.6)	x			x	x	x	x										
<i>Taraxacum obovatum</i>	L	1.0 (4.1)				x	x																				
<i>Lactuca intricata</i>	R	+							x																		
<i>Jurinea humilis</i>	L	0.1 (0.5)				x																					
<i>Thymelea virgata</i>	R,St																0.9 (3.6)							x	x		
<i>Torilis elongata</i>	L									0.3 (2.0)			x	x			+				x						
Herbaceous plant	R,L,S	0.2 (1.1)	x		x					1.6 (8.9)			x	x		x	x	1.3 (4.7)			x				x	x	
undetermined																											
Mushrooms		0.3 (1.5)			x	x				2.7 (6.8)	x	x	x	x	x	x	x	13.7 (48.3)	x	x	x	x	x	x	x	x	
Animals																											
Bird	Egg									+				x													
<i>Octolasion cyaneum</i>	Ew									0.1 (0.6)	x		x	x			+			x	x						
Insects	Al,Ewg	0.3 (1.4)					x	x		0.8 (2.4)			x	x		x	x	6.4 (21.0)				x	x	x	x	x	
Number of years of observations			1	1	2	1	1	1	1		1	1	2	2	1	3	3		1	1	2	2	1	2	2		

B, bark; F, fruit; Fl, flowers; Ms, male strobiles; L, leaves; R, roots; S, seeds; St, stem; Sg, seedlings; Ac, acorns; Ew, earthworms; Ewg, adults and eggs of earwigs; Al, ant larvae. Mushrooms included two hypogeous fungi (*Geopora sumneriana* and *Tuber panniferum*) at Aïn Kahla and Seheb and undetermined above-ground fungi in Djurdjura. + : <0.05% of feeding time or rarely eaten food items recorded *ad libitum*, out of the scan sampling observations.