



**HAL**  
open science

# On the filtering and processing of dust by planetesimals

## 1. Derivation of collision probabilities for non-drifting planetesimals

Tristan Guillot, Shigeru Ida, Chris W. Ormel

► **To cite this version:**

Tristan Guillot, Shigeru Ida, Chris W. Ormel. On the filtering and processing of dust by planetesimals 1. Derivation of collision probabilities for non-drifting planetesimals. *Astronomy and Astrophysics - A&A*, 2014, in press. hal-01067951v1

**HAL Id: hal-01067951**

**<https://hal.science/hal-01067951v1>**

Submitted on 24 Sep 2014 (v1), last revised 20 Jan 2015 (v4)

**HAL** is a multi-disciplinary open access archive for the deposit and dissemination of scientific research documents, whether they are published or not. The documents may come from teaching and research institutions in France or abroad, or from public or private research centers.

L'archive ouverte pluridisciplinaire **HAL**, est destinée au dépôt et à la diffusion de documents scientifiques de niveau recherche, publiés ou non, émanant des établissements d'enseignement et de recherche français ou étrangers, des laboratoires publics ou privés.

# On the filtering and processing of dust by planetesimals

## 1. Derivation of collision probabilities for non-drifting planetesimals

Tristan Guillot<sup>1,2</sup>, Shigeru Ida<sup>2,3</sup>, and Chris W. Ormel<sup>4\*</sup>

<sup>1</sup> Laboratoire Lagrange, UMR 7293, Université de Nice-Sophia Antipolis, CNRS, Observatoire de la Côte d'Azur, 06304 Nice Cedex 04, France

<sup>2</sup> Department of Earth and Planetary Sciences, Tokyo Institute of Technology, Tokyo, Japan

<sup>3</sup> Earth-Life Science Institute, Tokyo Institute of Technology, Tokyo 152-8550, Japan

<sup>4</sup> Astronomy Department, University of California, Berkeley, CA 94720, USA

Submitted to A&A: November 10, 2013; Accepted: September 14, 2014.

### ABSTRACT

**Context.** Circumstellar disks are known to contain a significant mass in dust ranging from micron to centimeter size. Meteorites are evidence that individual grains of those sizes were collected and assembled into planetesimals in the young Solar System.

**Aims.** We assess the efficiency of dust collection of a swarm of non-drifting planetesimals with radii ranging from 1 to  $10^3$  km and beyond.

**Methods.** We calculate the collision probability of dust drifting in the disk due to gas drag by planetesimal accounting for several regimes depending on the size of the planetesimal, dust and orbital distance: the geometric, Safronov, settling and three-body regimes. We also include a hydrodynamical regime to account for the fact that small grains tend to be carried by the gas flow around the planetesimal.

**Results.** We provide expressions for the collision probability of dust by planetesimals and for the filtering efficiency by a swarm of planetesimals. For standard turbulence conditions (i.e. a turbulence parameter  $\alpha = 10^{-2}$ ), filtering is found to be inefficient, meaning that when crossing a minimum-mass solar nebula belt of planetesimals extending between 0.1 and 35 AU most dust particles are eventually accreted by the central star rather than colliding with planetesimals. However, if the disk is weakly turbulent ( $\alpha = 10^{-4}$ ) filtering becomes efficient in two regimes: (i) When planetesimals are all smaller than about 10 km in size, in which case collisions mostly take place in the geometric regime. (ii) When planetary embryos larger than about 1000 km in size dominate the distribution, have a scale height smaller than one tenth of the gas scale height, and dust is of millimeter-size or larger in which case most collisions take place in the settling regime. These two regimes have very different properties: we find that the local filtering efficiency  $x_{\text{filter,MMSN}}$  scales with  $r^{-7/4}$ , where  $r$  is the orbital distance, in the geometric regime, but with  $r^{-1/4}$  to  $r^{1/4}$  in the settling regime. This implies that the filtering of dust by small planetesimals should occur close to the central star and with a relatively short spread in orbital distances. On the other hand, the filtering by embryos in the settling regime is expected to be more gradual and determined by the extent of the disk of embryos. Dust particles much smaller than millimeter-size tend to be only captured by the smallest planetesimals because they otherwise move on gas streamlines and their collisions take place in the hydrodynamical regime.

**Conclusions.** Our results hint at an inside-out formation of planetesimals in the infant solar system because small planetesimals in the geometrical limit can filter dust much more efficiently close to the central star. However, the fact that even a fully-formed belt of planetesimal such as the MMSN only marginally captures inward-drifting dust seems to imply that dust in the protosolar disk has been filtered by planetesimals even smaller than 1 km (not included in this study) or that it has been assembled into planetesimals by other mechanisms (e.g. orderly growth, capture into vortices). Further refinement of our work concerns, among others: a quantitative description of the transition region between the hydro and settling regimes; assessing the role of disk turbulence for collisions, in particular in the hydro regime; and the coupling of our model to a planetesimal formation model.

**Key words.** Solar system: formation – planetary systems – planetary systems:protoplanetary disks

## 1. Introduction

Dust is known to grow rapidly in protoplanetary disks from sub-micron to centimeter sizes, from both observations, laboratory experiments and theoretical studies. Observations show that classical T-Tauri disks present masses in dust that range from about  $10^{-5}$  to  $10^{-2} M_{\odot}$  and in which the detectable dust grains have sizes between micron to centimeter-size (e.g. Beckwith et al. 1990; Andrews & Williams 2007). Surprisingly however, there appears to be no obvious correlation between inferred dust mass, maximum particle sizes, accretion rate onto the star

and stellar age (Ricci et al. 2010b,a). To add to the puzzle, theory predicts that grains of millimeter to centimeter-sizes should be lost by gas drag and rapid migration onto the central star on timescales of  $10^4$  yrs or so (Adachi et al. 1976; Weidenschilling 1977; Nakagawa et al. 1986). The formation of non-drifting, km-size planetesimals appear necessary to keep the dust from being drained away into the central star but simulations including gas evolution and planetesimal growth have thus far failed to produce disks of dust and planetesimals that are both massive and frequent (Stepinski & Valageas 1996, 1997; Garaud 2007).

Yet, planet formation appears to be widespread and efficient. Planets are known to be present around about 50% of stars at least (Mayor et al. 2011; Howard et al. 2012). Some of the gi-

\* Hubble Fellow.

ant planets that are observed in transit are very dense and must have collected large amounts of heavy elements, in some case larger than a hundred times the mass of the Earth (Guillot et al. 2006; Moutou et al. 2013). The solar system itself bears evidence of this efficiency of planet formation: The Sun contains about  $5000 M_{\oplus}$  in heavy elements that were for the most part present as solids in the protosolar cloud core (e.g. Lodders et al. 2009). The present solar system except the Sun itself contains about  $100 M_{\oplus}$  in heavy elements (Guillot & Gautier 2014), to which we can roughly add between 50 and 100 which were ejected mostly by Jupiter (e.g. Tsiganis et al. 2005). This implies an efficiency of planet and planetesimal formation of at least  $150/5000=3\%$ . However, although a very large fraction of the material that formed the Sun went through a disk phase, the very violent events of the first phases, including gravitational instabilities, FU Orionis events and a high accretion rate onto the central star (e.g. Hartmann & Kenyon 1996; Vorobyov & Basu 2010) make it difficult to imagine that a large fraction solids could be retained before it had acquired say 90% of its mass. This implies that of the  $\approx 500 M_{\oplus}$  masses of heavy elements present in the young,  $0.1 M_{\odot}$  disk, about 30 to 40% had to be captured into planetesimals and planets in order to account for the solids in the Solar System and those lost by dynamical interactions during its formation.

In parallel, meteorites are witnesses that in the inner solar system, individual particles of micron to centimeter size have been collected into much larger, planetesimal-size objects in a relatively orderly way. Chondrites, the oldest known rocks that are the closest match to the composition of the Sun contain 4 main kind of identifiable material: Calcium-Aluminum inclusions known as CAIs, chondrules, metal grains and the matrix. The respective proportions of these components, their mean sizes and their isotopic characteristics vary from one meteorite group to the next but remain relatively well defined within one group (Scott & Krot 2005), while the bulk composition remains close to solar (Hezel & Palme 2010). The amount of presolar grains (of sizes ranging from mere nanometers to  $\sim 20 \mu\text{m}$ ) identified from their anomalous isotopic signatures is tiny (Ott 1993; Hoppe & Zinner 2000), indicating that individual grains were efficiently processed in the young solar system and that any later inflow was either not abundant or not captured by planetesimals. Aqueous alterations remain limited indicating that meteorites were not in direct contact with abundant ice grains present in the outer solar system. Altogether, the homogeneity in their characteristics indicates that the individual components of each different chondrite groups were assembled together locally rather than from different regions of the solar system.

Theoretical studies have mostly focused either on grain growth and the formation of planetesimals (e.g. Weidenschilling 1984; Wurm et al. 2004; Dullemond & Dominik 2005; Cuzzi et al. 2008; Birnstiel et al. 2011; Okuzumi et al. 2012) or on the growth of a swarm of mutually interacting planetesimals (e.g. Safronov 1972; Wetherill & Stewart 1989; Kokubo & Ida 1998; Chambers 2006; Levison et al. 2010; Johansen et al. 2014, to cite but a few). The interactions of planetesimals and dust in a gas-rich disk have comparatively been the focus of less attention, apart from some works on which this study will refer to frequently (Rafikov 2004; Ormel & Klahr 2010; Ormel & Kobayashi 2012; Lambrechts & Johansen 2012). The need for an early formation of planetesimals and the prevalence of dust in disks leads us to consider a situation in which planetesimals are formed in a given region of the disk while dust drifts from the outer region. Calculating the filtering efficiency of this belt of planetesimals, i.e. the fraction of the dust grains which impact them is required to an-

swer many key questions, such as: Could dust particles from the outer solar system reach the inner regions? What was the composition of the material that the Sun accreted? How did planetesimals in the 2-3 AU region collect their chondrules and other components? What prevented ices from reaching the inner solar system? This work is a first step towards addressing these questions.

The purpose of the present study is to derive laws of interaction between planetesimals and shear-dominated dust particles in the presence of gas drag in a protoplanetary disk. In the next section, we examine the geometry of the problem and quantify the rate at which dust is lost from the disks. In section 3, we examine how planetesimals and drifting dust interact in the geometrical circular limit and derive analytical expressions for the collision probability and filtering efficiency. We show that this view is complementary to the usual approach of calculating collision and growth rates. In section 4 we then consider additional effects, namely the possibility of eccentric and/or inclined orbits, gravitational focusing, hydrodynamical effects and the consequence of turbulence in the disk. The resulting collision probabilities are presented in section 5. In section 6, we then apply our results to study filtering by a swarm of planetesimals in the young solar system. Appendices A to E (available as online material) provide scaling relations for the minimum mass solar nebula, further analytical derivations for collisions in the geometric and settling regimes, figures for the weak-turbulence case and an analysis of how the filtering efficiency depends on the planetesimal scale height, respectively.

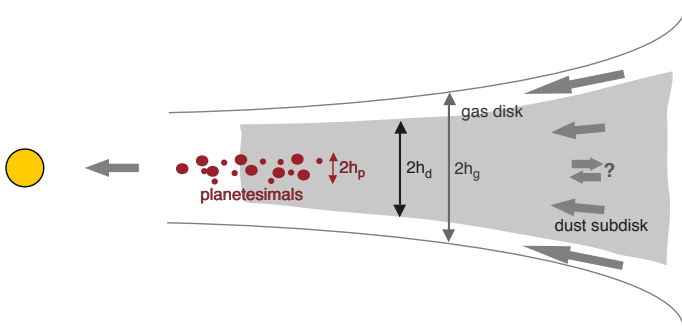
Because the material used is diverse and the problem is intrinsically complex, we have thus chosen to propose a rather long but homogeneous and hopefully as complete as possible re-derivation of the equations of the problem. We generally adopt the notations and approach of Ormel & Klahr (2010), on which the main part of the work is based. The reader not interested in the technical details of the derivation of the collision probabilities may skip sections 2.4, 2.5, 4 and 5 to continue on to section 6 where the problem is directly applied to the solar system in the minimum mass solar nebula formalism.

## 2. Context

### 2.1. Geometry of the problem

We envision that planetesimals have formed in the inner system by an undefined mechanism, but that a vast reservoir of dust is still present in the outer disk. As described in the previous sections, this dust will grow rapidly to a size which is to be defined and drift inward, both due to gas drag, and due to the (relatively) slow inward flow of gas being accreted onto the star. Figure 1 shows the geometry of the problem, with the three main constituents of the disk: the (predominantly) hydrogen and helium gas, the dust and the planetesimals. The gas is most extended. Dust tends to settle to the mid-plane as a function of its size but limited by turbulence in the gas. We envision that planetesimals have formed preferentially near the star and will tend to have a smaller vertical extent.

Circumstellar disks have a structure that is complex and shaped both by the irradiation that they receive from the parent star, viscous heating due to (turbulent) angular momentum transfer, presence or absence of a mechanism to provide this angular momentum transfer, possible accretion from the molecular cloud core, varying composition in dust...etc. A common simplification is to assume that the disk is vertically isothermal and to neglect the disk's gravity over that of the star, in which case the



**Fig. 1.** Geometry of the problem considered in this study. The gas disk has a characteristic height  $h_g$  and is accreting onto the star thus yielding a small but non-negligible inflow velocity. Dust particles grow by mechanisms not modelled in this study. They settle to the mid-plane and drift inward due to gas drag, at a pace set both by their size and the thermodynamical conditions in the gas disk. Their vertical extent is  $h_d$ . Planetesimals are supposed to have formed preferentially near the star. They have sizes in the kilometer range or much more and negligible inward drift. Their vertical extent  $h_p$  is mainly governed by self-scattering.

vertical density structure writes (e.g. Hueso & Guillot 2005):

$$\rho_{g,z} = \rho_g e^{-(1/2)(z\Omega_K/c_g)^2}, \quad (1)$$

It is natural to define the gas scale height  $h_g$  as the one at which the gas density has decreased by a factor  $e$  compared to that of the mid-plane (noted  $\rho_g$ ):

$$h_g = \sqrt{2} \frac{c_g}{\Omega_K}. \quad (2)$$

Note that other choices are sometimes made in the literature. With that one, the relation between the midplane density and the surface density is obtained by a simple vertical integration:

$$\rho_g = \frac{\Sigma_g}{\sqrt{\pi} h_g}. \quad (3)$$

A further simplification is to assume that the radial structure of the disk is described by power laws. Following Hayashi (1981) and Nakagawa et al. (1986), we adopt the following scaling laws for the so-called ‘‘Minimum Mass Solar Nebula’’ (MMSN):

$$\Sigma_g = 1.7 \times 10^3 \chi_{\text{MMSN}} r_{\text{AU}}^{-3/2} \text{ g cm}^{-2}, \quad (4)$$

$$T = 280 r_{\text{AU}}^{-1/2} \text{ K}, \quad (5)$$

where  $r_{\text{AU}} \equiv r/1 \text{ AU}$  and  $\chi_{\text{MMSN}}$  is a scaling factor on the density. The MMSN is a convenient representation of the planetesimal disk. It is based on the present-day observed planets and can therefore be considered relatively representative of the last stages of the formation of the solar system at the time of the dispersal of the gas disk. It does not account for planetesimal-driven migration after the disk disperses. It is also less clear that it is a good representation of the gas disk (simulations of disk evolution generally yield different power laws both for  $\Sigma_g$  and  $T$ ). However, the results of this work are easily scalable for any profile other than the MMSN.

The value of a number of quantities of relevance to this work based on the MMSN scalings are presented in Appendix A. For what concerns the gas disk scale height,

$$h_g \simeq 4.7 \times 10^{-2} r_{\text{AU}}^{5/4} \left( \frac{L_*}{L_\odot} \right)^{1/8} \left( \frac{M_*}{M_\odot} \right)^{-1/2} \text{ AU}. \quad (6)$$

The dust grains settle onto the midplane due to friction with the gas and the vertical component of the star’s gravitational force, yielding a sedimentation terminal velocity  $v_z = -\tau_s \Omega_K z$  (Nakagawa et al. 1981). The sedimentation timescale is thus  $\tau_{\text{sed}} \equiv z/|v_z| \sim (2\pi\tau_s)^{-1} \Omega_K^{-1}$ , i.e. it is proportional to the local Keplerian orbital timescale divided by the dimensionless stopping time  $\tau_s$  (see § 2.4 hereafter for the definition of  $\tau_s$ ). Except for the smallest particles, we can consider that dust has fully sedimented and has a scale height that is determined by its stopping time and turbulent stirring. Dubrulle et al. (1995) show that

$$h_d = \min \left( 1, \sqrt{\alpha/\tau_s} \right) h_g, \quad (7)$$

where  $\alpha$  is the traditional turbulence parameter for turbulence (Shakura & Sunyaev 1973). (Note that Youdin & Lithwick (2007) extend this relation to any eddy mixing timescale with a slightly more complex dependence on  $\tau_s$  that is minor and not taken into account here). We will use a fiducial value  $\alpha = 10^{-2}$  broadly compatible with measured T-Tauri accretion rates and disk observations (e.g. Hartmann et al. 1998; Hueso & Guillot 2005) and simulations of magneto-rotational instability in disks (e.g. Heinemann & Papaloizou 2009; Flock et al. 2013). We will also use a lower value  $\alpha = 10^{-4}$  more relevant to the turbulence inside dead zones (e.g., Okuzumi & Hirose 2011). For the (compact) grains with sizes ranging from microns to tens of meters considered in this study, values of  $\tau_s$  range between about  $10^{-8}$  and  $10^2$  (see fig. 3 hereafter for the correspondance between grain size and  $\tau_s$  in the MMSN). With this value of the turbulence parameter,  $h_d = h_g$  for all grains smaller than about 1 cm at 1 AU and 0.1 mm at 100 AU. For larger grains in the Stokes drag regime the scale height decreases inversely with the square root of the grain size.

The scale height of planetesimals is determined directly from their inclinations  $i$ :

$$h_p = r \langle \sin i \rangle. \quad (8)$$

Inclinations are determined by the balance between excitation (scattering by planetesimals or density fluctuations in the gas disk) and damping (gas drag, tidal interactions with the disk and collisions). As discussed in the next section, damping is generally strong and eccentricities small ( $e \lesssim 0.05$  for  $r < 10 \text{ AU}$  –see fig. 2 hereafter). Eccentricities and inclinations are directly linked. For example, in the case of mutual scattering by planetesimals,  $i \sim e/2$  (Ida & Makino 1992). On the basis of this approximation, at 1 AU and for 1000 km, we can expect  $h_p \sim 5 \times 10^{-3} r$ , about an order of magnitude smaller than  $h_g$ .

We can therefore expect that the geometry indicated by fig. 1,  $h_p \leq h_d \leq h_g$  holds for all grains smaller than about 1 m at 1 AU and 0.1 mm at 100 AU. For larger size grains the possibility that  $h_p > h_d$  is to be considered.

## 2.2. Sizes and eccentricities of planetesimals

Planetesimals will have a size distribution that will be affected both by accretion and destruction processes, by mechanisms leading to their formation and by gain and losses due to migration in the protoplanetary disk. In the present work, we will simply assume that their sizes are distributed between  $R_{p,\text{min}}$  and  $R_{p,\text{max}}$ . For simplicity, we use  $R_{p,\text{min}} = 1 \text{ km}$  which roughly corresponds to the size below which the drift of the planetesimals must be taken into account. The maximum radius will depend upon accretion processes. Early in the evolution of the disk, streaming instabilities might provide an efficient way of making



the first Ceres-size ( $\sim 500$  km) planetesimals (Johansen et al. 2007). Subsequent growth must lead to moon-size objects and later planetary mass objects.

The eccentricities of planetesimals are excited by gravitational scattering by other planetesimals. As Ida et al. (2008) and Okuzumi & Ormel (2013) suggested, however, eccentricity excitation by density fluctuations of turbulence of the disk is comparable to or larger than that by planetesimal scattering, for usual values of  $\alpha = 10^{-3} - 10^{-2}$  for magneto-rotational instabilities (MRI). We here consider the excitation by the MRI turbulence. While the excitation by scattering depends on the size distribution of planetesimals, that by turbulence is independent of not only the size distribution of other planetesimals but also the size of perturbed planetesimals. The equilibrium eccentricities are given by a balance between the excitation and damping due to gas drag and tidal interactions. Ida et al. (2008) showed that the equilibrium eccentricities for small bodies, for which gas drag is dominant, are given by

$$e_{\text{drag}} \sim 0.2 \chi_{\text{MMSN}}^{1/3} \gamma^{2/3} \left( \frac{R_p}{1 \text{ km}} \right)^{1/3} \left( \frac{\tilde{\rho}_p}{3 \text{ g cm}^{-2}} \right)^{1/3} r_{\text{AU}}^{11/12} \quad (9)$$

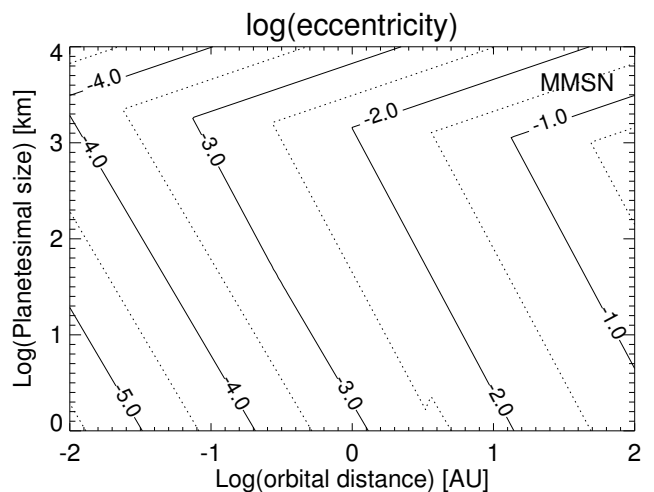
where  $R_p$  and  $\tilde{\rho}_p$  are the physical size and density of the perturbed bodies, respectively and  $\gamma (< 1)$  is a dimensionless parameter representing the strength of the turbulent stirring and is a function of the turbulence parameter  $\alpha$ . We adopt the relation  $\gamma \approx 5 \times 10^{-4} (\alpha/10^{-2})^{1/2}$  provided by Okuzumi & Ormel (2013) for ideal MHD. The equilibrium eccentricities for large bodies, for which tidal interactions is dominated, are then given by

$$e_{\text{tidal}} \sim 20 \chi_{\text{MMSN}}^{1/2} \gamma \left( \frac{R_p}{1 \text{ km}} \right)^{-2/3} \left( \frac{\tilde{\rho}_p}{3 \text{ g cm}^{-2}} \right)^{-1/2} r_{\text{AU}}^{3/4}. \quad (10)$$

The minimum of  $e_{\text{drag}}$  and  $e_{\text{tidal}}$  is a value that is actually realized. (Given our fiducial value of  $\alpha = 10^{-2}$ , we use  $\gamma = 5 \times 10^{-4}$ .) In fig. 2, we plot the equilibrium eccentricity as a function of  $R_p$  and  $r$ . The result shown in fig. 2 predicts eccentricities which are very small at short orbital distances due to gas drag and higher at large orbital distances. Both small planetesimals and large ones have small eccentricities. This is due to gas drag for the former and to dynamical friction for the large ones. Note that fig. 2 is appropriate for MRI-active zones, but we expect much weaker turbulent stirring ( $\propto \alpha^{1/2}$ ) and therefore smaller eccentricities in dead zones.

As shown by Ormel & Kobayashi (2012), the gravitational stirring of planetary embryos starts to dominate over turbulent stirring when their mass becomes larger than  $\sim 0.3(\alpha/10^{-2}) M_{\oplus}$ . However, tidal damping is expected to dominate over self-stirring for the large embryos. The maximum eccentricity of large embryos is therefore expected to occur for the same masses/radii as in fig. 2. We estimate a maximum scale height for these of  $h_p/r \sim e/2$ , i.e.  $h_p/r \sim 0.005(\alpha/10^{-2})^{1/2}$  at 1 AU or  $h_p \sim 0.1(\alpha/10^{-2})^{1/2} h_g$ . For small values of  $\alpha$ , viscous stirring sets a floor to the value of  $h_p$  (Kokubo & Ida 2000). In any case, the largest objects in the size distribution are expected to have a scale height that is small compared to the gas scale height. In addition,  $h_p$  decreases with decreasing  $R_p$ . Therefore, we simply adopt  $h_p = 0.01 h_g$  as our standard choice for the scale height of the planetesimals. We experiment with other, more extreme ratios in Appendix E.

Note that when we consider small planetesimals in the presence large embryos, the former can be excited to greater heights (Kokubo & Ida 2002). Our calculations can easily be extended



**Fig. 2.** Contour plot showing the decimal logarithm of the eccentricity as a function of planetesimal size and orbital distance for a standard MMSN disk model as obtained from an equilibrium between gas drag, tidal interactions and excitation by a turbulent disk with a turbulence parameter  $\gamma = 5 \times 10^{-4}$  corresponding to  $\alpha = 10^{-2}$  (see Ida et al. 2008; Okuzumi & Ormel 2013).

to the case of a size-dependent planetesimal scale height, but this would require a proper treatment of the evolution of the size distribution of planetesimals, which is beyond the scope of the present work.

### 2.3. Rate and geometry of gas accretion

The flow of gas in a disk is determined by the rate of angular momentum transport and the mass balance between inner and outer regions. In one dimension, the following equation for the mean velocity of the gas may be derived from the equations governing the spreading of a viscous disk (Lynden-Bell & Pringle 1974):

$$v_\nu = \frac{3}{\Sigma_g r^{1/2}} \frac{\partial}{\partial r} \left( \nu \Sigma_g r^{1/2} \right), \quad (11)$$

where  $\nu$  is the turbulent diffusion coefficient in the disk. For a MMSN-type disk with a uniform  $\alpha$ ,  $v_\nu = 0$  everywhere which is unrealistic (the disk spreads inward and outward at the same rate). When assuming  $\Sigma_g \propto r^{-1}$ , which is more commonly found in realistic disk evolutions (e.g. Hueso & Guillot 2005),  $v_\nu = -(3/2)\nu/r$ . The negative sign indicates an inward flow.

When considering the 2-dimensional structure of disks within the  $\alpha$ -turbulence framework, it can be shown (e.g. Takeuchi & Lin 2002) that for most commonly used power-law relations for the density and temperature radial profiles, a meridional circulation sets in that maintains a strong, inward flow in the upper layers of the disk and a weaker outward flow in the mid-plane. The density-averaged flow still obeys eq. (11) and is therefore generally inward. This has been advocated as the reason for the presence of chondrules and generally of grains having been formed near the protosun in the outer regions of the solar system (Ciesla 2009).

The presence of such a meridional circulation can lead to the retention in the disk of grains large enough to have settled to the mid-plane so that their outward motion compensates for the inward motion in the upper layers of the disk. Direct numerical simulations of magneto-rotational instability in protoplanetary disks by Fromang et al. (2011) failed to find such a circulation setting in, but the resulting flow was outward instead of inward

as expected for an accretion disk and the velocity fluctuations were found to be much larger than the mean flow, making the result more tentative. The problem hence still stands out.

For simplicity, and without any pretention of capturing the detailed evolution of real disks we will assume hereafter  $v_\nu \sim -\nu/r$ .

#### 2.4. Particle drift with accreting gas

Let us now rederive drift velocities for dust and planetesimals using the formalism of Adachi et al. (1976). These are widely available in the literature, but the expressions for the radial and azimuthal velocities are derived by assuming that gas in the disk is at rest. The equation of motion of such a particle in a gas disk under the action of gas drag is

$$\frac{d^2 \mathbf{r}}{dt^2} + \frac{GM_*}{r^3} \mathbf{r} = \mathbf{F}_D, \quad (12)$$

where  $\mathbf{F}_D$  is the drag force vector per unit mass which is directed opposite to the velocity vector. Two regimes correspond to the case when the particles are smaller than the mean free path of the gas and the drag may be modeled by accounting for collisions of individual gas molecules (Epstein regime) and when the particles are larger and the gas must be modeled as a fluid. An expression for the amplitude of the drag vector that combines the two regimes (based on Adachi et al. 1976; Perets & Murray-Clay 2011) is:

$$F_D = \frac{\rho_g}{\tilde{\rho}_s s} v_{\text{th}} v_{\text{rel}} \min \left[ 1, \frac{3}{8} \frac{v_{\text{rel}}}{v_{\text{th}}} C_D(Re) \right], \quad (13)$$

where  $v_{\text{th}} = \sqrt{8/\pi} c_g$  is the mean thermal velocity and  $Re$  is the Reynolds number measuring the turbulence of the flow with a velocity  $v_{\text{rel}}$  around a particle of diameter  $2s$  and for a gas dynamic viscosity  $\mu_g$ :

$$Re = 2s v_{\text{rel}} \rho_g / \mu_g, \quad (14)$$

and  $C_D$  is a dimensionless drag coefficient that is fitted semi-empirically as a function of  $Re$  (see Perets & Murray-Clay 2011):

$$C_D = \frac{24}{Re} (1 + 0.27 Re)^{0.43} + 0.47 \left( 1 - e^{-0.04 Re^{0.38}} \right). \quad (15)$$

When  $Re \ll 1$  and using  $\mu_g = \rho_g v_{\text{th}} \lambda_g / 2$ , it can be shown that eq. (13) simplifies to the usual Epstein vs. Stokes relations:

$$\lim_{Re \rightarrow 0} F_D = \frac{\rho_g}{\tilde{\rho}_s s} v_{\text{th}} v_{\text{rel}} \min \left( 1, \frac{9}{4} \frac{\lambda_g}{s} \right). \quad (16)$$

Equation (12) may then be written in  $(r, \theta)$  coordinates, assuming planar motions only and accounting for a radial velocity of the gas:

$$\frac{\partial v_r}{\partial t} + v_r \frac{\partial v_r}{\partial r} - \frac{v_\theta^2}{r} = -\frac{GM_*}{r^2} - \frac{F_D}{v_{\text{rel}}} (v_r - v_\nu) \quad (17a)$$

$$\frac{\partial v_\theta}{\partial t} + v_r \frac{\partial v_\theta}{\partial r} + \frac{v_r v_\theta}{r} = -\frac{F_D}{v_{\text{rel}}} (v_\theta - r\Omega_g) \quad (17b)$$

where  $r\Omega_g = (1 - \eta)v_K$  is the gas azimuthal velocity and

$$v_{\text{rel}} = [(v_r - v_\nu)^2 + (v_\theta - r\Omega_g)^2]^{1/2}. \quad (18)$$

The  $\eta$  parameter is thus a relative measure of the departure of the gas azimuthal velocity from Keplerian. It can be shown to be

directly related to the gas pressure gradient (Adachi et al. 1976):

$$\eta = -\frac{dP/dr}{2r\Omega_K^2 \rho_g}. \quad (19)$$

Following Adachi et al. (1976), we will assume that the azimuthal velocity difference between the gas and the particle is much smaller than the keplerian azimuthal velocity, i.e. that  $\delta v_\theta \equiv v_\theta - v_K \ll v_K$ . We further assume that the viscous drift velocity is also negligible, i.e.  $v_\nu \ll v_K$ . Dropping all the second-order terms, eqs. (17b) and (17a) then become respectively

$$v_r = -\frac{2}{\tau_s} (\delta v_\theta + \eta v_K), \quad (20a)$$

$$v_\theta = v_K + \frac{1}{2\tau_s} (v_r - v_\nu) \quad (20b)$$

where we have introduced the stopping time,

$$\tau_s \equiv \frac{v_{\text{rel}} \Omega_K}{F_D}. \quad (21)$$

It is then easy to derive the radial velocity and difference between azimuthal and keplerian velocities of a particle of size  $s$  as:

$$v_r = -\frac{2\tau_s}{1 + \tau_s^2} \left( \eta v_K - \frac{1}{2\tau_s} v_\nu \right), \quad (22a)$$

$$v_\theta = v_K - \frac{1}{1 + \tau_s^2} \left( \eta v_K - \frac{\tau_s}{2} v_\nu \right). \quad (22b)$$

A simplification may be made by noticing that the gas velocity in the second equation will always be negligible. For small values of  $\tau_s$ , the term is negligible over  $\eta v_K$ . For large values of  $\tau_s$ , the azimuthal velocity becomes Keplerian so that  $\delta v_\theta \rightarrow 0$  anyway. We therefore simplify the above system of equations to:

$$v_r = -\frac{2(\tau_s + \tau_{s,\nu})}{1 + \tau_s^2} \eta v_K, \quad (23a)$$

$$v_\theta = v_K - \frac{1}{1 + \tau_s^2} \eta v_K, \quad (23b)$$

where we have introduced the critical stopping time below which the radial drift of a particle is mostly influenced by gas accretion in the disk:

$$\tau_{s,\nu} \equiv \frac{1 - v_\nu}{2 \eta v_K}. \quad (24)$$

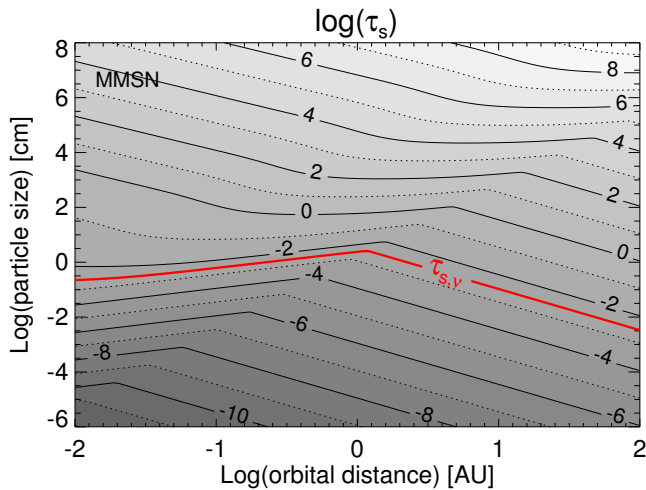
Assuming an  $\alpha$  prescription for the turbulent viscosity, we can approximate the inward radial velocity of the gas as:

$$v_\nu \sim -\alpha c_g h_g / r, \quad (25)$$

so that the critical stopping time becomes

$$\tau_{s,\nu} = \frac{1}{2} \frac{\alpha}{\eta} \left( \frac{c_g}{v_K} \right)^2. \quad (26)$$

For the MMSN,  $\tau_{s,\nu} = 0.3\alpha$ , independently of the orbital distance considered. At 1 AU, this implies that dust particles as large as 0.6 cm are dominated by the gas inflow for  $\alpha = 10^{-3}$ . Figure 3 shows the behavior of both  $\tau_s$  and  $\tau_{s,\nu}$  as a function of orbital distance in the MMSN.



**Fig. 3.** Contour plot showing the decimal log of the dimensionless stopping time  $\tau_s$  [see eq. (21)] as a function of particle size and orbital distance for a standard MMSN disk model,  $\alpha = 10^{-2}$  and assuming a physical density of particles  $\rho_s = 1 \text{ g cm}^{-3}$ . The red contour shows where  $\tau_s = \tau_{s,\nu}$  [see eq. (26)]. Particles below that line will drift mostly with the gas.

The relative velocity between the particle and the gas is, within the approximations made, independent of the viscous drift:

$$v_{\text{rel}} = \frac{\tau_s \sqrt{4 + \tau_s^2}}{1 + \tau_s^2} \eta v_K. \quad (27)$$

Equations (13), (14), (15), (21) and (27) form a set of non-linear equations that, except in the Epstein and  $Re < 1$  regime, must be solved iteratively.

### 2.5. The filtering length

In the simplest case, only the dust particles orbiting in the same plane as the planetesimal have a chance to hit it. Let us define  $2b$  as the linear cross-section of planetesimals. (For small-size planetesimals  $b \sim R_p$ .) If dust particles would stay at the same altitude in the disk, only a maximum fraction  $b/h_d$  of the dust would possibly collide with planetesimals, the remaining  $1 - \sqrt{\pi}b/2h_d$  eventually being accreted by the star. However, particles are moved up and down by turbulence (for small particles) or by their own epicyclic motions (for large particles with  $\tau_s \gtrsim 1$ ). Ciesla (2010) shows that the vertical location of small particles in a disk are governed by an advective-diffusive equation which can be modeled through a Monte-Carlo approach as follows:

$$z_i = z_{i-1} - (\alpha + \tau_s)\Omega_K z \delta t + Rnd \left[ \frac{2}{var} \alpha h_g^2 \Omega_K \delta t \right]^{1/2}, \quad (28)$$

where  $z_i$  and  $z_{i-1}$  are the vertical location of a particle of dimensionless stopping time  $\tau_s \lesssim 1$  at two instants separated by  $\delta t$  and  $Rnd$  is a random number drawn from a distribution of variance  $var$ . The advection term (proportional to  $(\alpha + \tau_s)z$ ) appears as a result of imposing hydrostatic equilibrium in the disk in the vertical direction. It prevents particles from drifting outside the disk. On the basis of simulations of magneto-rotational turbulence in disks, one expects that the particles get kicks in velocity every  $\delta t \sim \Omega_K^{-1}$ . Using a gaussian distribution for  $Rnd$  with  $var = 1$ , one can then show numerically that the characteristic

time to cross the mid-plane for small particles is within 10%:  $2(\alpha + \tau_s)^{-1/2} \Omega_K^{-1}$ . On the other hand, large particles cross the mid-plane at each orbit (e.g. Youdin & Lithwick 2007). Combining the two results yields a mid-plane crossing time

$$t_{\text{cross}} \approx \left( \frac{2}{\sqrt{\alpha + \tau_s}} + 1 \right) \Omega_K^{-1}. \quad (29)$$

The timescale depends on the value of the turbulence parameter only for very small grains which have a scale height equal to the gas scale height. Otherwise, the smaller particle scale height compensates for the added turbulent mixing. Large particles undergo epicyclic motions and their settling is independent of turbulence.

We can then use eqs. (23a) and (29) to calculate a filtering length, which is the length after which most grains, regardless of their initial positions, have crossed the mid-plane:

$$\lambda_f \equiv v_r t_{\text{cross}} = \frac{2(\tau_s + \tau_{s,\nu})}{1 + \tau_s^2} \left( \frac{2}{\sqrt{\alpha + \tau_s}} + 1 \right) \eta r, \quad (30)$$

We thus get  $\lambda_f/r \sim \sqrt{\alpha}\eta$  when  $\tau_s \lesssim \alpha$ ,  $\lambda_f/r \sim 4\sqrt{\tau_s}\eta$  when  $1 \gtrsim \tau_s \gtrsim \alpha$  and  $\lambda_f/r \sim (2/\tau_s)\eta$  when  $\tau_s \gtrsim 1$ . For the smallest particles, we can expect that  $\lambda_f/r < 10^{-4}$ , a very small filtering length. Even for the fastest drifting particles, for which we expect  $h_p \sim h_d$  anyway,  $\lambda_f/r \lesssim 4\eta \sim 8 \times 10^{-3}$ .

This implies that even in the case of rapidly drifting particles, turbulence in the disk should ensure that particles always have the opportunity to encounter planetesimals in the mid-plane. In other words, if enough planetesimals are present, perfect filtering can occur, i.e. there may be cases for which the star can accrete dust-free gas.

## 3. Filtering in the geometrical limit

### 3.1. Two-dimensional collision probabilities

Let us now derive the rate of impact of drifting dust onto a non-drifting planetesimal on a circular orbit in the geometrical limit (i.e. neglecting gravitational focusing). In two dimensions, this impact rate is the product of the planetesimal linear cross section  $b$  and the encounter velocity  $\Delta v_{\text{col}}$ :

$$\mathcal{R}_{2D} = 2b\Delta v_{\text{col}}. \quad (31)$$

The mass accretion of dust by planetesimals is then  $\dot{M}_p = \mathcal{R}\Sigma_d$ .

The velocity difference between the planetesimal and the particle calculated assuming that they do not interact is

$$\Delta v \equiv \sqrt{(v_r - V_r)^2 + (v_\theta - V_\theta)^2}, \quad (32)$$

where  $v_r$  and  $v_\theta$  are the particle radial and azimuthal velocities defined by eqs. (23a) and (23b) and  $V_r$  and  $V_\theta$  are those for the planetesimal. We assume that  $\tau_{s,\nu} \ll 1$ . For non-drifting planetesimals on circular orbits,  $V_r = 0$  and  $V_\theta = v_K$  thus yielding

$$\Delta v_{\text{circ}} = \frac{\sqrt{1 + 4\tau_s^2}}{1 + \tau_s^2} \eta v_K. \quad (33)$$

In the geometrical circular limit,  $b = R_p$  and  $\Delta v_{\text{col}} = \Delta v_{\text{circ}}$ , i.e. we neglect any interaction resulting from e.g. gravitational focusing (see hereafter). The impact rate in this limit is then

$$\mathcal{R}_{2D,\text{geo,circ}} = 2R_p \eta v_K \frac{\sqrt{1 + 4\tau_s^2}}{1 + \tau_s^2} \quad (34)$$

When  $\tau_s^2 \ll \eta r/R_p$ , this expression is equivalent to eq. (22) of Ormel & Klahr (2010) who derive this impact rate by an analysis of the trajectory of dust particles.

The two-dimensional probability that a planetesimal will accrete a given dust grain is then given by the ratio between the mass accreted  $\dot{M}_p$  and the global mass flow of dust grains past the planetesimal  $2\pi r v_r \Sigma_d$ :

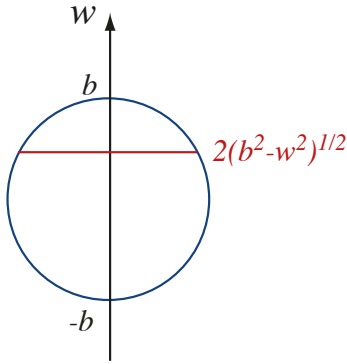
$$\mathcal{P}_{2D} = \frac{\mathcal{R}_{2D}}{2\pi r v_r}. \quad (35)$$

In the geometrical limit, this can be shown to yield<sup>1</sup>:

$$\mathcal{P}_{2D, \text{geo, circ}} = \frac{R_p}{\pi r} \sqrt{1 + \frac{1}{4(\tau_s + \tau_{s,\nu})^2}}. \quad (36)$$

The probability thus decreases from a maximum value  $\sim R_p/(2\pi r \tau_{s,\nu})$  for low values of  $\tau_s$  when the drift is controlled by the gas flow to a minimum value of  $R_p/(\pi r)$  for large dust particles. For small particles, the high probability is driven by the fact that the dust and the planetesimal have very different azimuthal speed. For large particles, the azimuthal and radial velocity difference between dust and planetesimal is small so that only the dust located at the right azimuth will impact the planetesimal. Note that the probability remains finite for  $\tau_s \rightarrow \infty$ , i.e. for non-drifting dust. This highlights the fact that eq. (36) is time-independent: it yields the probability of collision in the limit of infinite time. This view is thus complementary to that obtained by using collision rates to estimate planetesimal growth timescales.

### 3.2. Three-dimensional collision probability



**Fig. 4.** Sketch showing how the linear cross-section of an assumed spherical planetesimal varies as a function of the impact distance  $w$ , given a maximal (equatorial) cross-section  $2b$ .

We have so far considered cases when dust and planetesimals orbit in the same plane. In reality, the three-dimensional nature of the disks discussed in section 2.1 must be considered. As in the 2D case, the collision rate is a product of a linear cross-section to a collision velocity, but this time, as shown in fig. 4,

<sup>1</sup> Note that Kary et al. (1993) obtain a different expression. However, they account for the shear in the disk, which is of order  $v_K R_p/r$ , but not the azimuthal velocity difference between the planetesimal and the particle which is much larger, i.e. of order  $\eta v_K$ . Their expression is valid only for large particles, for which 3-body effects dominate anyway (see section 4.3.3 afterwards). An expression including both terms is provided by Ormel & Klahr (2010) and rederived in Appendix B.

the linear cross section depends on  $w$ , the impact parameter of the dust. The mass accretion rate can thus be calculated by integrating both over all impact parameters and location of the planetesimal on its trajectory, accounting for variations of the dust density and of the collision velocity:

$$\dot{M}_p = \int_0^{2\pi} \int_{-b}^b 2\sqrt{b^2 - w^2} \Delta v_{\text{col}} \rho_d(r, z + w) dw d\mathcal{M}, \quad (37)$$

where both  $\Delta v_{\text{col}}$ ,  $r$  and  $z$  are functions of the mean anomaly  $\mathcal{M}$ . We simplify the integration by assuming that we can neglect the variations of  $\rho_d$  along the trajectory of the planetesimal (i.e. the values of  $\mathcal{M}$ ) and that we can calculate a mean collision velocity:

$$\overline{\Delta v_{\text{col}}} = \frac{1}{2\pi} \int_0^{2\pi} \Delta v_{\text{col}}(\mathcal{M}) d\mathcal{M} \quad (38)$$

The accretion rate can then be written as an integral over the cross-section of the planetesimal:

$$\dot{M}_p = \int_{-b}^b 2\sqrt{b^2 - w^2} \overline{\Delta v_{\text{col}}} \rho_{d,0} e^{-w^2/h_d^2} dw. \quad (39)$$

It may seem strange to neglect the variations of  $\rho_d$  along the trajectory of the planetesimal and not over its cross-section. However, it will enable us to link the 2D solutions obtained in the previous section to the 3D ones.

It turns out that the above integral may be expressed in terms of a sum of modified Bessel functions of the first kind  $I_0$  and  $I_1$ :

$$\dot{M}_p = \pi b^2 \overline{\Delta v_{\text{col}}} \rho_{d,0} e^{-b^2/2h_d^2} \left[ I_0 \left( \frac{b^2}{2h_d^2} \right) + I_1 \left( \frac{b^2}{2h_d^2} \right) \right]. \quad (40)$$

We recover the 2D case when  $b \gg h_d$ , in which case

$$I_0 \left( \frac{b^2}{2h_d^2} \right) \sim I_1 \left( \frac{b^2}{2h_d^2} \right) \sim \frac{h_d}{b} \frac{e^{b^2/2h_d^2}}{\sqrt{\pi}},$$

which implies that

$$\dot{M}_p = 2\sqrt{\pi} b \overline{\Delta v_{\text{col}}} \rho_{d,0} h_d.$$

Given that  $\Sigma_d = \sqrt{\pi} h_d \rho_{d,0}$ , we indeed obtain

$$\dot{M}_p = 2b \overline{\Delta v_{\text{col}}} \Sigma_d \quad \text{when } b \gg h_d. \quad (41)$$

In the more natural case when  $b \ll h_d$ , then  $I_0(b^2/2h_d^2) \rightarrow 1$  and  $I_1(b^2/2h_d^2) \rightarrow 0$  so that

$$\dot{M}_p = \pi b^2 \overline{\Delta v_{\text{col}}} \rho_{d,0} \quad \text{when } b \ll h_d. \quad (42)$$

We will hereafter assume that this hypothesis is true most of the time. We will also use that for cases for which the dust disk is thinner than the planetesimal disk,  $h_d$  can be replaced by the corresponding scale height for planetesimals,  $h_p$ .

A simplified relation between the 3D and 2D collisions probabilities is hence:

$$\mathcal{P} = \min \left[ 1, \frac{\sqrt{\pi}}{2} \frac{b}{\max(h_d, h_p)} \right] \mathcal{P}_{2D}. \quad (43)$$

Given our choice for the expression of  $h_g$  and hence  $h_d$ , there is a factor  $\sqrt{\pi/8} \approx 0.63$  mismatch with the expressions assumed



by Ormel & Klahr (2010) and Ormel & Kobayashi (2012). Note that  $h_g$  and  $h_d$  may be defined arbitrarily, so that it is natural that a factor of order unity appears next to the  $b/h_d$  ratio.

In the analytical derivations hereafter, we will assume for simplicity that  $\max(h_d, h_p) = h_d$ . However in the numerical calculations and plots we will assume  $h_p = 0.01 h_g$ , which will limit the accretion probability of boulders larger than several meters. (Note that in the limit that  $h_p < h_d$ , eq. (43) is independent of  $h_p$ .)

In the geometrical, circular limit (i.e.  $b = R_p$ ) and for small-enough dust such that  $h_d > (2/\sqrt{\pi})R_p$ , we get:

$$\mathcal{P}_{\text{geo,circ}} = \frac{1}{2\sqrt{\pi}} \frac{R_p^2}{h_d r} \sqrt{1 + \frac{1}{4(\tau_s + \tau_{s,\nu})^2}} \quad (44)$$

This probability thus depends on size of the planetesimals and properties of the dust (thickness of the dust disk and stopping time). Both the thickness of the dust disk [eq. (7)] and the quantity  $\tau_{s,\nu}$  [eq. 26] are directly dependent on the value of the turbulence parameter. We can thus write the probability in terms of the gas (instead of the dust) scale height and further condense the notation:

$$\mathcal{P}_{\text{geo,circ}} = \frac{1}{2\sqrt{\pi}} \frac{R_p^2}{h_g r} \chi_{\alpha,\tau_s} \quad (45)$$

where

$$\chi_{\alpha,\tau_s} \equiv \max\left(1, \sqrt{\frac{\tau_s}{\alpha}}\right) \sqrt{1 + \frac{1}{4(\tau_s + \tau_{s,\nu})^2}}. \quad (46)$$

It is useful to approximate this last quantity depending on the stopping time of dust particles and turbulent viscosity parameter, using the fact that for the MMSN scaling,  $\tau_{s,\nu} \approx 0.3\alpha$ :

$$\chi_{\alpha,\tau_s} \approx \begin{cases} 1.7/\alpha & \text{when } \tau_s \lesssim \alpha/4, \\ 1/\sqrt{4\alpha\tau_s} & \text{when } \alpha/4 \lesssim \tau_s \lesssim 1/2, \\ \sqrt{\tau_s/\alpha} & \text{when } 1/2 \lesssim \tau_s. \end{cases} \quad (47)$$

When leaving aside very large particles (governed by different relations anyway), the value of  $\chi_{\alpha,\tau_s}$  ranges from  $1.7/\alpha$  to its lowest value  $1/\sqrt{2\alpha}$  for  $\tau_s = 1/2$  particles. The  $1.7/\alpha$  value for small particles is determined entirely by the (mean) gas advection rate. The  $1/\sqrt{\alpha}$  dependence however relates to the ability of particles to be lofted by turbulence.

### 3.3. Planetesimal size distribution and filtering mass

Let us now look for the mass in planetesimals that is required for an efficient filtering of dust grains at any location. If we assume that a unique size  $R_p$  for all planetesimals, then we only have to obtain  $N_{R_p}$  the number of planetesimals of that size such that  $N_{R_p} \mathcal{P} = 1$  and get the total mass from

$$M_{\text{filter},R_p}(s) = \frac{4\pi}{3} \tilde{\rho}_p R_p^3 \frac{1}{\mathcal{P}(s, R_p)}. \quad (48)$$

$M_{\text{filter},R_p}(s)$  is thus the mass in planetesimals of size  $R_p$  that is required to efficiently filter dust of size  $s$ . In the geometrical circular regime, this may be approximated as follows:

$$M_{\text{filter},R_p}(s) \sim \frac{8\pi\sqrt{\pi}}{3} \tilde{\rho}_p \frac{h_g r R_p}{\chi_{\alpha,\tau_s}},$$

where  $\chi_{\alpha,\tau_s}$  takes the values defined in eq. (47) depending on  $\alpha$  and  $\tau_s$ . In this limit, the filtering mass is therefore linearly proportional to the size of the planetesimals considered. Larger planetesimals have a larger cross section individually, but a smaller collision probability collectively yielding a larger filtering mass.

Of course, planetesimals in the protoplanetary disk will not have a unique size. Instead, we envision that their size distribution is defined by a power law:

$$dN/dR_p = AR_p^{-q} \quad (49)$$

where  $N$  is the number density of planetesimals of size  $R_p$  and  $A$  is a constant defined by the total number of planetesimals,  $N_0 = \int AR^{-q} dR$ . We therefore calculate the mass in planetesimals of all sizes required to capture all incoming dust grains of size  $s$  as

$$M_{\text{filter}}(s) = \frac{4\pi}{3} \tilde{\rho}_p \frac{\int_{R_{p,\min}}^{R_{p,\max}} R^{3-q} dR}{\int_{R_{p,\min}}^{R_{p,\max}} \mathcal{P}(s, R) R^{-q} dR}, \quad (50)$$

where  $\mathcal{P}(s, R)$  is given by eq. (43).

A collisional cascade yields a size-distribution characterized by  $q \sim 7/2$  (Tanaka et al. 1996). (This corresponds to a mass distribution  $dN/dM_p \propto M_p^{-11/6}$ ). For comparison, the size distribution in the asteroid belt is characterized by  $q \approx 4$  for asteroids with radii above 70 km, and  $q \approx 2.5$  for smaller asteroids (e.g. Morbidelli et al. 2009). For simplicity, we adopt  $q = 7/2$  by default. In the geometrical circular limit, we then obtain

$$M_{\text{filter,geo,circ}}(s) \sim \frac{8\pi\sqrt{\pi}}{3} \tilde{\rho}_p \frac{h_g r R_{p,\text{mean}}}{\chi_{\alpha,\tau_s}}, \quad (51)$$

where

$$R_{p,\text{mean}} = \frac{\int_{R_{p,\min}}^{R_{p,\max}} R^{3-q} dR}{\int_{R_{p,\min}}^{R_{p,\max}} R^{2-q} dR}. \quad (52)$$

It is easy to show that  $R_{p,\text{mean}} = R_{p,\min}$  if  $q \gg 4$ ,  $R_{p,\text{mean}} = R_{p,\max}$  if  $q \ll 3$  and for  $q = 7/2$ ,  $R_{p,\text{mean}} = \sqrt{R_{p,\min} R_{p,\max}}$ .

For the MMSN, this translates into

$$M_{\text{filter,geo,circ,MMSN}}(s) = r_{\text{AU}}^{9/4} \frac{\tilde{\rho}_p}{1 \text{ g cm}^{-3}} \frac{R_{p,\text{mean}}}{1 \text{ km}} M_0 \quad (53)$$

with

$$M_0 = \begin{cases} (\alpha/10^{-3}) \times 1.86 M_{\oplus} & \text{if } \tau_s \lesssim \alpha/4 \\ \sqrt{\alpha/10^{-3}} \sqrt{2\tau_s} \times 83 M_{\oplus} & \text{if } \alpha/4 \lesssim \tau_s \lesssim 1/2 \\ \sqrt{\alpha/10^{-3}} / \sqrt{2\tau_s} \times 83 M_{\oplus} & \text{if } 1/2 \lesssim \tau_s \end{cases} \quad (54)$$

These estimates show that even with very small planetesimals, efficient filtering requires very large masses in the geometrical limit. Small grains appear to be easier to filter, but this does not include the hydrodynamical effects which tend to drastically suppress accretion. Conversely, the estimates do not include possible focusing for large mass planetesimals and/or dust.

### 3.4. Filtering efficiency

We now want to estimate the fraction of dust that is effectively filtered by the planetesimals and its complement, the fraction of dust that passes through the planetesimal belt and is accreted by the star. (In the discussion for simplicity we will assume that collisions effectively lead to accretion, although the reality may

be different). Let us consider  $N_p(R_p, r)dR_p dr$ , the number of planetesimals with sizes between  $R_p$  and  $R_p + dR_p$  and at orbital distances between  $r$  and  $r + dr$ . We define the disk-integrated filtering efficiency for dust of size  $s$  as

$$X_{\text{filter}}(s) \equiv \int_{r_{\text{in}}}^{r_{\text{out}}} \frac{d}{dr} \left( \int_{R_{p,\text{min}}}^{R_{p,\text{max}}} \mathcal{P} \frac{dN_p}{dR_p} dR_p \right) dr. \quad (55)$$

Using the distribution of planetesimal sizes defined by eq. (49) and the surface density of planetesimals  $\Sigma_p(r)$ , the disk-integrated filtering efficiency can be written in the form

$$X_{\text{filter}}(s) = \int_{r_{\text{in}}}^{r_{\text{out}}} 2x_{\text{filter}}(s, r) \frac{dr}{r}, \quad (56)$$

where  $x_{\text{filter}}(s, r)$  is the characteristic filtering efficiency for dust of size  $s$  at orbital distance  $r$ :

$$x_{\text{filter}}(s, r) = \frac{\pi r^2 \Sigma_p(r)}{M_{\text{filter}}(s, r)}, \quad (57)$$

where  $M_{\text{filter}}$  is defined by eq. (50).  $x_{\text{filter}}$  is thus a quantity that measures the filtering efficiency at each orbital distance, allowing us to estimate where the dust is mostly absorbed.

In the geometrical, circular limit, eq. (51) leads us to:

$$x_{\text{filter,geo,circ}} = \frac{3}{8\sqrt{\pi}} \frac{\Sigma_p}{\tilde{\rho}_p R_{p,\text{mean}}} \frac{r}{h_g} \chi_{\alpha, \tau_s}. \quad (58)$$

Replacing  $\Sigma_p$  and  $h_g$  by their MMSN scaling relations yields the filtering efficiency of a swarm of planetesimals with the same total mass as the present Solar System:

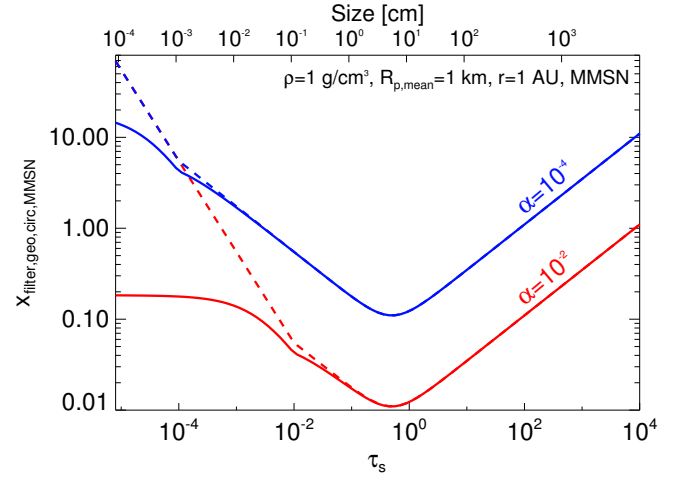
$$x_{\text{filter,geo,circ,MMSN}} = 1.1 \left( \frac{\chi_{\tau_s, \alpha}}{10^3} \right) \times \left( \frac{\tilde{\rho}_p}{1 \text{ g cm}^{-3}} \right)^{-1} \left( \frac{R_{p,\text{mean}}}{1 \text{ km}} \right)^{-1} r_{\text{AU}}^{-7/4}. \quad (59)$$

Integrating over orbital distances, and assuming that  $r_{\text{in}} \ll r_{\text{out}}$  yields

$$X_{\text{filter,geo,circ,MMSN}} = 1.2 \left( \frac{\chi_{\tau_s, \alpha}}{10^3} \right) \times \left( \frac{\tilde{\rho}_p}{1 \text{ g cm}^{-3}} \right)^{-1} \left( \frac{R_{p,\text{mean}}}{1 \text{ km}} \right)^{-1} r_{\text{in,AU}}^{-7/4}. \quad (60)$$

These equations show that, in the geometrical circular limit, perfect filtering (i.e.  $X_{\text{filter,geo,circ,MMSN}} \sim 1$ ) by a MMSN disk of solids is possible only close to the star, for small particles and/or weak turbulence (recall that  $\chi_{\tau_s, \alpha}$  is between  $1/\alpha$  for small particles and  $1/\sqrt{2\alpha}$  for larger ones), and by a swarm of very small planetesimals dominated by km-size planetesimals. This is shown in fig. 5 for two values of  $\alpha$ : the filtering efficiency in the geometrical circular limit is minimum for  $\tau_s \sim 1$ , and increases both for larger and smaller particle sizes. As shown by the dashed curves in fig. 5, if gas advection by the accreting disk could be neglected ( $\chi_{\tau_s, \alpha} \sim 0$ ), the filtering efficiency would increase steadily for smaller dust particles due to their very slow migration which increases the probability to hit a planetesimal. However gas advection forces small particles to move at a rate which prevents this increase: the filtering efficiency then becomes independent of the size for particles such that  $\tau_s \lesssim \alpha$ .

This demonstrates that an efficient filtering of dust particles is difficult to achieve at least in the geometrical, circular limit, even with a mass of planetesimals equivalent to the MMSN,



**Fig. 5.** Filtering factor by an MMSN disk of planetesimals of size  $R_{p,\text{mean}} = 1 \text{ km}$  and density  $\tilde{\rho}_p = 1 \text{ g cm}^{-3}$  in a MMSN gas disk at 1 AU, as a function of the dust stopping time  $\tau_s$  for two values of the turbulence parameter  $\alpha = 10^{-4}$  (blue curves) and  $\alpha = 10^{-2}$  (red curves), respectively. The corresponding physical sizes of dust particles (top axis) assume a density of  $1 \text{ g cm}^{-3}$  and the MMSN conditions at 1 AU. The solid lines correspond to the result of eq. (59). The dashed lines indicate the results obtained when neglecting gas advection ( $\chi_{\tau_s, \alpha} = 0$ ). Small values of  $\tau_s < \alpha$  correspond to a situation in which the dust particles are mixed with the gas vertically and have a radial migration due to gas drag that is slower than advection by the gas. Note that the filtering factor is inversely proportional to  $R_{p,\text{mean}}$ , implying that for sizes distributions equivalent to e.g. that of the present-day asteroid belt ( $R_{p,\text{mean}} \sim 70 \text{ km}$ ), filtering would be very inefficient.

which likely represents the maximum available limit, at least for the Solar System. Importantly, the filtering efficiency is inversely proportional to planetesimal density and size, implying that it is most effectively done by small and/or porous planetesimals. It is also proportional to the surface density of planetesimals which is generally thought to be a strong function of orbital distance, implying that filtering is most effective close to the star.

However, we must consider additional processes arising in real disks.

## 4. Filtering: Additional effects

### 4.1. Accounting for eccentric orbits

Following Ormel & Klahr (2010), we have so far only considered planetesimals with circular orbits. In that case, the relative motion between the planetesimal and the dust results from the combination of the difference in azimuthal velocity of the planetesimal (keplerian) and of the dust (sub-keplerian) and the small radial drift velocity of the dust. For the more general case of planetesimals on eccentric orbits, the encounter velocities are generally much larger due to the non-zero radial velocity of the planetesimals themselves. A detailed solution of the problem is complex (see Kary & Lissauer 1995). We provide instead a simplified treatment.

Let us consider the encounter of a dust grain at orbital distance  $r$  with a planetesimal with eccentricity  $e$  and true anomaly  $\nu_p$ . Its semi-major axis  $a$  is thus such that  $a(1 - e^2) = r(1 + e \cos \nu_p)$ , and its radial and azimuthal velocities are, respec-

tively:

$$V_r = \frac{e \sin \nu_p}{(1 + e \cos \nu_p)^{1/2}} v_K, \quad (61a)$$

$$V_\theta = (1 + e \cos \nu_p)^{1/2} v_K, \quad (61b)$$

where  $v_K$  is the keplerian velocity at  $r$ .

The encounter velocity between the dust grain and the eccentric planetesimal is now obtained by calculating  $\Delta v_r = v_r - V_r$  and  $\Delta v_\theta = v_\theta - V_\theta$ :

$$\frac{\Delta v_r}{v_K} = -\frac{2(\tau_s + \tau_{s,\nu})}{1 + \tau_s^2} \eta - \frac{e \sin \nu_p}{(1 + e \cos \nu_p)^{1/2}}, \quad (62a)$$

$$\frac{\Delta v_\theta}{v_K} = -\frac{1}{1 + \tau_s^2} \eta - \left[ (1 + e \cos \nu_p)^{1/2} - 1 \right], \quad (62b)$$

where we have neglected variations of  $\tau_s$  and  $\eta$  with  $r$ . The instantaneous accretion rate is still calculated as eq. (34), but because it is now time dependent, we integrate over the planetesimal's orbit:

$$\langle \mathcal{R}_{2D,geo} \rangle = 2R_p \frac{1}{2\pi} \int_0^{2\pi} \sqrt{(\Delta v_r)^2 + (\Delta v_\theta)^2} d\mathcal{M}, \quad (63)$$

where the variations of  $\Sigma_d$  over the planetesimal's orbit have been neglected and the integral is performed over all mean anomalies  $\mathcal{M}$ . ( $\nu_p$  is calculated as a function of  $\mathcal{M}$  using Kepler's equation.)

When performing the integral,  $\Delta v_r$  and  $\Delta v_\theta$  both contain a constant part and a variable part proportional to the planetesimal's eccentricity. Because this variable part is proportional to  $e \sin \nu_p$  and  $e \cos \nu_p$ , respectively, its contribution is either positive or negative. If its amplitude is smaller than that of the constant part, we can expect it to average out to a negligible amount. If however its amplitude is larger than the constant term, because of the square function, it will eventually become dominant. This will occur when

$$\begin{cases} e > \frac{2(\tau_s + \tau_{s,\nu})}{1 + \tau_s^2} \eta & \text{for } V_r^2 > v_r^2 \\ e > \frac{1}{1 + \tau_s^2} \eta & \text{for } V_\theta^2 > v_\theta^2. \end{cases}$$

Both conditions having to be realized, and since the first one will be more important for  $\tau_s > 1$  and the second one for  $\tau_s < 1$ , we can equivalently distinguish the circular-like and eccentric regimes by comparison of  $e$  to the critical eccentricity

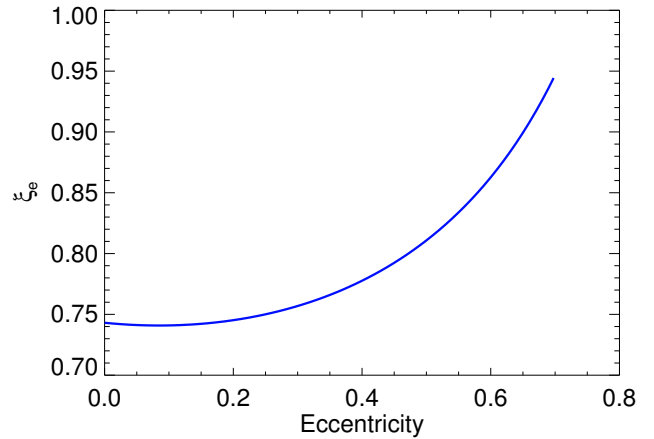
$$e_{crit} = \frac{\sqrt{1 + 4\tau_s^2}}{1 + \tau_s^2} \eta. \quad (64)$$

When  $e < e_{crit}$ , the eccentricity term has both positive and negative contributions ( $\sin \nu_p$  and  $\cos \nu_p$  change sign) and can be considered as averaging out to negligibly small values. When  $e \gg e_{crit}$ , the eccentricity term dominates so that both positive and negative values of  $\sin \nu_p$  and  $\cos \nu_p$  lead to an increase of the accretion probability. For this later case, the mean accretion rate will write:

$$\langle \mathcal{R}_{2D,geo,ecc} \rangle = 2R_p \xi_e e v_K, \quad (65)$$

where we have defined

$$\xi_e = \int_0^{2\pi} \frac{1}{e} \left\{ \frac{(e \sin \nu_p)^2}{1 + e \cos \nu_p} + \left[ \sqrt{1 + e \cos \nu_p} - 1 \right]^2 \right\}^{1/2} d\mathcal{M}. \quad (66)$$



**Fig. 6.** Eccentricity factor  $\xi_e$  [see eq. (66)] as a function of the eccentricity of the planetesimal.

The value of  $\xi_e$  can be calculated by solving Kepler's equation and is only a function of the eccentricity of the object considered. It is shown in fig. 6. For small eccentricities  $e \lesssim 0.2$  we get  $\xi_e \approx \xi_e(e=0) = 0.743$ , a value that we adopt from now on.

Combining the low-eccentricity and high-eccentricity limits, the average encounter velocity can be calculated from the quadratic mean of eqs. (62a) and (62b) (and assuming  $\tau_{s,\nu} \ll 1$ )

$$\Delta v \approx \eta v_K \frac{\sqrt{1 + 4\tau_s^2}}{1 + \tau_s^2} f_e, \quad (67)$$

where the eccentricity factor  $f_e$  is calculated as:

$$f_e = \sqrt{1 + \left[ \xi_e \frac{1 + \tau_s^2}{\sqrt{1 + 4\tau_s^2}} \frac{e}{\eta} \right]^2}. \quad (68)$$

Dropping the mean terms, we thus write the mean accretion rate

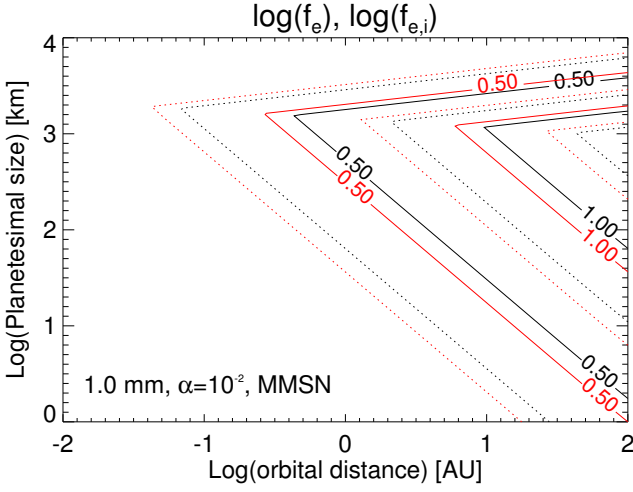
$$\mathcal{R}_{2D,geo} = \mathcal{R}_{2D,geo,circ} f_e, \quad (69)$$

and the average collision probability as

$$\mathcal{P}_{2D,geo} = \mathcal{P}_{2D,geo,circ} f_e. \quad (70)$$

The behavior of  $f_e$  as a function of dust size is shown in fig. 7. The diagram of course resembles the contour plot obtained for eccentricities (see fig. 2): The eccentricity factor will become important for relatively large planetesimals and at large orbital distances, i.e. when the gas drag is reduced. Quantitatively, when a planetesimal eccentricity  $e = 0.01$  we obtain  $f_e \approx 4.25$  for small dust particles. When plotted as a function of  $\tau_s$  (not shown here), the eccentricity factor is found to be small and flat for small values of  $\tau_s$ . A small drop occurs for  $\tau_s = 1/\sqrt{2}$ , but the eccentricity factor then rapidly increases and becomes proportional to  $\tau_s$ . This is because for large pebbles and boulders, the relative motions between particles and planetesimals due to gas drag become small. Eccentricity effects then play a dominant role in these encounters.

The difference between these the two low- and high-eccentricity regimes can be understood by calculating the ratio



**Fig. 7.** Contour plot of the decimal logarithm of the eccentricity focusing factors  $f_e$  [see eq. (68)] (in black) and  $f_{e,i}$  [see eq. (76)] (in red) as a function orbital distance in a MMSN disk for dust of 1 mm in size. The eccentricity is the same as in fig. 2.

$\Gamma$  of the time for the dust to drift from the apocenter to the pericenter divided by half of the orbital period of the planetesimal:

$$\Gamma = \frac{2ea}{v_r} \frac{\Omega_K}{\pi}. \quad (71)$$

It is easy to show using eq. (23a) that

$$\Gamma = \frac{2}{\pi} \frac{1 + \tau_s^2}{2(\tau_s + \tau_{s,\nu})} \frac{e}{\eta}. \quad (72)$$

Thus for  $\tau_s \gg 1$ ,  $e = e_{\text{crit}}$  correspond to  $\Gamma = 2/\pi$ . When  $\Gamma < 1$ , dust grains have generally only one possible encounter with the planetesimal on its orbit and thus the collision probability defined by eq. (70) is very close to that obtained for a planetesimal on a circular orbit. Conversely, when  $\Gamma \gg 1$ , the drifting dust has many possibilities to collide with the eccentric planetesimal, thus increasing the collision probability proportionally to the number of encounters. For  $\tau_s \ll 1$  however, the multiple encounters are balanced by a collision geometry which is less favorable for collisions so that a higher eccentricity is required for the collision probability to become proportional to eccentricity.

#### 4.2. Including inclinations

We have seen in the 2D case that eccentricity may help collisions. However, as discussed in section 2.1, both eccentricities and inclinations are expected to be excited, with  $i \sim e/2$ . It is thus important to also consider inclined orbits in the calculation of collision probabilities.

Adapting eqs. (62a) (62b) to the 3D case, and neglecting variations of the gas and dust velocity with height in the disk (see Takeuchi & Lin 2002), we can express the approach velocities between an inclined planetesimal and dust as:

$$\frac{\Delta v_r}{v_K} = -\frac{2(\tau_s + \tau_{s,\nu})}{1 + \tau_s^2} \eta - \frac{e \sin \nu_p}{(1 + e \cos \nu_p)^{1/2}}, \quad (73a)$$

$$\frac{\Delta v_\theta}{v_K} = -\frac{1}{1 + \tau_s^2} \eta - \left[ (1 + e \cos \nu_p)^{1/2} \cos i - 1 \right], \quad (73b)$$

$$\frac{\Delta v_z}{v_K} = -(1 + e \cos \nu_p)^{1/2} \sin i. \quad (73c)$$

The approach velocity  $\Delta v = \sqrt{(\Delta v_r)^2 + (\Delta v_\theta)^2 + (\Delta v_z)^2}$  can be approximated by retaining only the leading squared terms:

$$\left( \frac{\Delta v}{v_K} \right)^2 \approx \frac{4\tau_s^2 + 1}{(1 + \tau_s^2)^2} \eta^2 + e^2 \left[ \frac{\sin^2 \nu_p}{(1 + e \cos \nu_p)^2} + \frac{1}{4} \cos^2 \nu_p \right] + 2(1 - \cos i). \quad (74)$$

We then obtain by averaging approximately over the mean anomalies:

$$\Delta v \approx \eta v_K \frac{\sqrt{1 + 4\tau_s^2}}{1 + \tau_s^2} f_{e,i}, \quad (75)$$

where the eccentricity-inclination factor  $f_{e,i}$  is calculated as:

$$f_{e,i} = \sqrt{1 + \frac{(1 + \tau_s^2)^2}{1 + 4\tau_s^2} \frac{1}{\eta^2} (\xi_e^2 e^2 + \sin^2 i)} \quad (76)$$

These relations thus replace eqs. (67) and (68). Given that  $i \sim e/2$ , and  $\xi_e \approx 0.743$ , the inclusion of inclination effects thus leads to approach velocities which are about 50% higher than when considering eccentricities alone (see fig. 7).

#### 4.3. Gravitational focusing

For large-enough planetesimals, gravitational focusing must be taken into account. Due to the complex behavior of the three-body problem and the added complexity of gas drag, this can become a challenging problem requiring detailed numerical integrations. Here, we follow Ormel & Klahr (2010) in deriving simplified expressions for the focusing factor  $f_{\text{focus}}$ , in three regimes: (1) in the settling regime, gas drag is the dominant mechanism controlling the trajectories of small particles around sufficiently large planetesimals; (2) in the Safronov regime, gravitational effects dominate over gas drag and lead to the classical gravitational focusing; (3) In the three-body regime, the interaction of (large) particles and (large) planetesimals must include the global geometry of the problem and the presence of the central star and leads to much more complex effects.

For simplicity, we will not account for eccentric and/or inclined orbits when calculating the enhancement of the collision probability due to gravitational focusing. First, this is a complex problem, beyond the scope of the present paper. Second, the increased cross-section of eccentric planetesimals is generally matched with a larger encounter velocity so that the collision probability is often close to that of a planetesimal on a circular orbit. Last, in any case, planetesimals orbits are expected to have a range of eccentricities from circular to the maximum eccentricity so that the effect of eccentricity and gravitational focusing may be decoupled.

Because we will consider gravitational effects, it is useful to define the ratio of the planetesimal to the stellar mass:

$$\mu_p \equiv M_p/M_* \quad (77)$$

and the Hill radius

$$R_H \equiv r(\mu_p/3)^{1/3}. \quad (78)$$

The Bondi radius will become important in the settling regime. Following Lambrechts & Johansen (2012), we define it as a function of the dust-planetesimal encounter speed  $\Delta v$ .

$$R_B \equiv \frac{GM_p}{\Delta v^2}. \quad (79)$$



For small enough dust particles with  $\tau_s \lesssim 1$ , eq. (67)  $\Delta v$  becomes independent of the dust size and  $R_B$  depends only on the planetesimal properties<sup>2</sup>.

Using  $\Delta v \approx \eta v_K$ , one can show that the minimum size for a planetesimal to have a Bondi radius larger than the planetesimal size is:

$$R_p^{R_B=R_p} \approx \eta \left( \frac{\tilde{\rho}_p}{\tilde{\rho}_*} \right)^{-1/2} \left( \frac{r}{R_*} \right)^{-1/2} R_*, \quad (80)$$

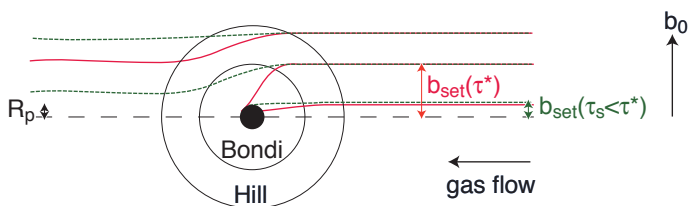
where  $\tilde{\rho}_*$  and  $R_*$  are the central star's mean density and radius, respectively. For  $\tilde{\rho}_p = 1 \text{ g cm}^{-3}$  and our prescriptions for an MMSN-like disk,  $R_p^{R_B=R_p} \approx 100 \text{ km}$  independently of the orbital distance.

For larger planetesimals, an important limit is the size at which the Bondi radius equals the Hill radius. This occurs for

$$R_p^{R_B=R_H} \approx \frac{\eta}{3^{1/6}} \left( \frac{\tilde{\rho}_p}{\tilde{\rho}_*} \right)^{-1/3} R_*, \quad (81)$$

implying  $R_p^{R_B=R_H} \approx 1200 \text{ km } r_{\text{AU}}^{1/2}$  with the same fiducial planetesimal density.

#### 4.3.1. The settling regime



**Fig. 8.** Illustration of dust capture in the settling regime. Planetesimals with a radius  $R_p$  between about 100 and 1000 km have a Bondi radius larger than  $R_p$  but smaller than the Hill radius (see text). For the critical stopping time  $\tau_s^*$  corresponding to a stopping time equal to the time necessary for the unperturbed dust particle to cross the Bondi sphere, the effective cross section for capture is  $b_{\text{set}} \sim R_B$ . The approximate trajectory of the dust for  $\tau_s = \tau_s^*$  is indicated by red lines. For smaller dust particles with  $\tau_s < \tau_s^*$  (dashed green lines), the deflection by the gravitational pull of the planetesimal is smaller, hence a smaller effective capture radius.

For small particles (with  $\tau_s \lesssim 1$ ) the effect of gas drag can combine with the gravitational pull of the planetesimal to increase the collision cross section, as illustrated in fig. 8. We consider the case where planetesimal and dust approach each other with an initial velocity  $\Delta v_0$ . Because we only consider small particles with  $\tau_s \lesssim 1$  we approximate the dust to planetesimal velocity difference as  $\eta v_K$ . However, because of the increase in the capture cross section we also have to account for the Keplerian shear. The planetesimal being at an orbital distance  $r$  and

<sup>2</sup> A definition of the Bondi radius often used involves the isothermal sound speed  $c_g$  rather than  $\Delta v$  which is useful to estimate the radius at which a protoplanet begins developing an atmosphere. At 1 AU,  $c_g/\Delta v \approx 20$ , hence, the capture of an atmosphere occurs for a radius of  $\sim 2000 \text{ km}$ , assuming a physical protoplanet density of  $1 \text{ g cm}^{-3}$ . However, as shown by eq. (C.10) hereafter, already at  $R_p \sim 50 \text{ km}$ , the gravity of the planetesimal is sufficient to affect the trajectory of incoming dust and affect the collision probability.

the dust particle being initially at  $r + b_0$ , by assuming  $b_0/r \ll 1$  we get:

$$\Delta v_0 = \left( \eta + \frac{3 b_0}{2 r} \right) v_K, \quad (82)$$

where  $b_0$  is the initial impact parameter. The change in velocity  $\delta v$  of the dust particle in the reference frame of the planetesimal can be estimated by multiplying the gravitational acceleration from the planetesimal to the stopping time of the particle:

$$\delta v = \frac{\tau_s}{\Omega_K} \frac{GM_p}{b_0^2}, \quad (83)$$

We expect the capture cross section in the settling regime to correspond to the impact parameter for which  $\delta v$  is of the order of the initial approach velocity  $\Delta v_0$ . In the limit of  $\tau_s \ll 1$  it can be shown that the condition for settling is  $\delta v \sim \Delta v_0/4$ , which Ormel & Klahr (2010) then adopted for all  $\tau_s$ .

By combining these equations, we derive a cubic equation that defines the impact parameter for collisions  $b_0$ :

$$3b_0^3 + 2\eta r b_0^2 - 8\tau_s \mu_p r^3 = 0. \quad (84)$$

This equation, which has one real positive root is the same as that of Ormel & Klahr (2010).

For large values of  $\tau_s$  we get  $b_0 \sim (8\tau_s)^{1/3} R_H$ . This equation hence predicts that the impact parameter should increase indefinitely with  $\tau_s$ , simply because eq. (83) predicts a velocity change that also increases with  $\tau_s$ . In reality, this remains true only up to the point when the stopping time and interaction time  $b_0/\Delta v_0$  become comparable. As noted by Lambrechts & Johansen (2012), this corresponds to the point when the impact parameter equals the Bondi radius. Particles with larger stopping time tend to be more easily gravitationally scattered and the effective planetesimal cross section to capture them decreases accordingly. This critical stopping time  $\tau_s^*$  and corresponding impact radius  $b_0^*$  are linked by

$$\tau_s^*/\Omega_K = b_0^*/\Delta v. \quad (85)$$

Using eq. (83) and  $\delta v \approx \eta v_K/4$  (neglecting shear this time), we get for the critical stopping time:

$$\tau_s^* = 4 \frac{\mu_p}{\eta^3}. \quad (86)$$

This may be also written in terms of the Hill and Bondi radius of the planetesimal:

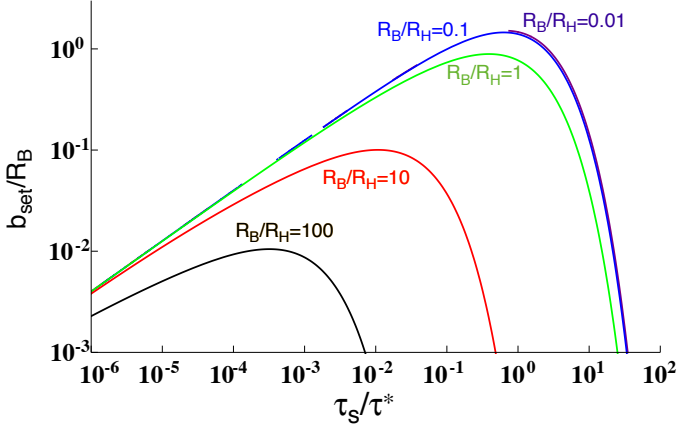
$$\tau_s^* = \frac{4}{3^{1/2}} \left( \frac{R_B}{R_H} \right)^{3/2}. \quad (87)$$

Using eqs. (85), (86) and (79), one can show that  $b_0^* = 4R_B$ .

In order to link the weak and strong coupling regimes and reproduce numerical results, Ormel & Kobayashi (2012) propose the following fit

$$b_{\text{set}} = b_0 e^{-(\tau_s/\min(2,\tau_s^*))^{0.65}}. \quad (88)$$

Figure 9 shows how the effective cross section in the settling regime  $b_{\text{set}}$  changes as a function of the stopping time and of the size of the planetesimal (measured in terms of the ratio  $R_B/R_H \propto R_p^2$ ). The results for small planetesimals ( $R_B/R_H \lesssim 1$ ) are very similar to Lambrechts & Johansen (2012) (see their fig. 4) and are almost independent of planetesimal size: The maximum settling cross-section is obtained for  $\tau_s \sim \tau_s^*$  and is equal



**Fig. 9.** Value of the effective capture radius  $b_{\text{set}}$  in units of the Bondi radius  $r_B$  as a function of the ratio of the stopping time of the dust particle to the critical stopping time  $\tau_s/\tau_s^*$ . The curves correspond to different planetesimal sizes expressed in term of the Bondi radius to the Hill radius,  $R_B/R_H = 0.01, 0.1, 1, 10$  and  $100$ , as labelled.

to the Bondi radius of the planetesimal for the prescribed encounter velocity. For larger planetesimals with a Bondi radius larger than the Hill radius, the increase in cross section is suppressed due to the Keplerian shear. (Note that the minimum for  $\tau_s^* = 2$  in eq. (88) corresponds to  $R_B = 0.9R_H$ .) A detailed study of the consequences of eqs. (84) and (88) on the form of the solutions is presented in Appendix C.

The encounter velocity for the settling regime is obtained directly from eqs. (88) and (82):

$$\Delta v_{\text{set}} = \left( \eta + \frac{3}{2} \frac{b_{\text{set}}}{r} \right) v_K. \quad (89)$$

The focusing factor for the settling regime is then obtained by dividing the new collision rate  $2b_{\text{set}}\Delta v_{\text{set}}$  by the geometrical rate  $2R_p\Delta v$ :

$$f_{\text{set}} = \frac{b_{\text{set}}}{R_p} \left( 1 + \frac{3}{2} \frac{b_{\text{set}}}{r} \frac{1}{\eta} \right). \quad (90)$$

#### 4.3.2. The Safronov regime

When planetesimals are small enough so that their gravitational reach is not affected by stellar tides and the settling effect in section 4.3.1 is not important, the impact parameter is given by the well-known Safronov (1972) relation:

$$b_{\text{Saf}}^0 = R_p \sqrt{1 + \frac{2GM_p}{R_p \Delta v_{\text{circ}}^2}}, \quad (91)$$

where  $\Delta v_{\text{circ}}$  is defined by eq. (33). This relation however fails in the limit when gas drag becomes important, both in the settling regime described previously and in the hydro regime to be explained next. This occurs when the stopping time  $\tau_s$  becomes smaller than the time required to cross the planetesimal Hill sphere,  $\tau_H = \Omega_K R_H / \Delta v_{\text{circ}}$ . Taking into account such an effect for small  $\tau_s$ , we set the focusing factor in the Safronov regime as:

$$f_{\text{Saf}} = \frac{1}{1 + \tau_H/\tau_s} \sqrt{1 + 2\mu_p \frac{r}{R_p} \left( \frac{v_K}{\Delta v_{\text{circ}}} \right)^2} \quad (92)$$

The corresponding impact parameter is  $b_{\text{Saf}} = b_{\text{Saf}}^0 / (1 + \tau_H/\tau_s)$ . The added factor ensures that the focusing factor has the usual form when  $\tau_s \gg \tau_H$  while it becomes smaller than one when gas drag becomes significant ( $\tau_s \ll \tau_H$ ), outside of the validity range of eq. (91). In that case the impact parameters are given by the expressions for the geometric, settling or hydro regimes instead<sup>3</sup>.

#### 4.3.3. The three-body regime

For large-size particles ( $\tau_s > 1$ ) around large planetesimals, both the gravity of the planetesimals and of the central star must be taken into account. This leads to a much more complex behavior including presence of horseshoe orbits and the fact that only particles with specific impact parameters can enter the planetesimals' Hill sphere.

The approach velocity derived from 3 body numerical integrations without gas drag is (Ormel & Klahr 2010)

$$\Delta v_{3b} \approx 3.2 \frac{R_H}{r} v_K, \quad (93)$$

whereas the impact rate is:

$$b_{3b} = \left( 1.7 \sqrt{R_p R_H} + R_H/\tau_s \right) e^{-[0.7(\eta/\tau_s)(r/R_H)]^5}. \quad (94)$$

The latter equation is based on eq. (31) from Ormel & Klahr (2010) but multiplied by an exponential factor to account for gas drag and better reproduce the results of numerical models (Ormel & Kobayashi 2012). Using eqs. (31), (33) (34) and (78), we write the focusing factor in the 3-body regime as:

$$f_{3b} = \frac{1}{\eta} \frac{1 + 4\tau_s^2}{\sqrt{1 + 4\tau_s^2}} \times 3.2 \left[ (\mu_p R_p r)^{1/2} + \frac{0.5}{\tau_s} \mu_p^{2/3} r \right] e^{-(\eta \mu_p^{-1/3} \tau_s^{-1})^5}. \quad (95)$$

#### 4.3.4. The gravitational focusing factor

Following Ormel & Kobayashi (2012), we write

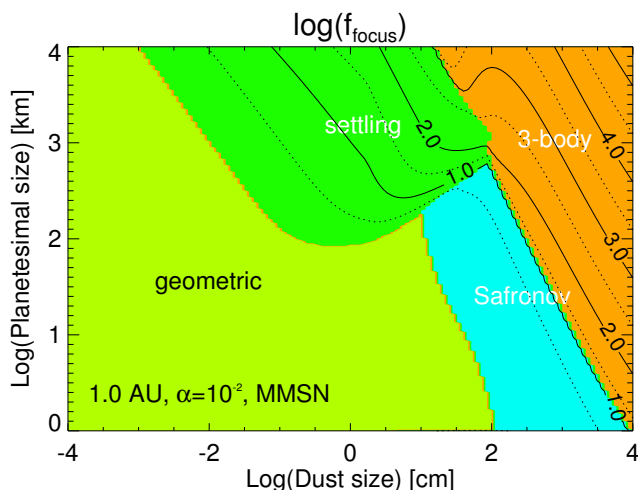
$$f_{\text{focus}} = \max(1, f_{\text{set}}, f_{\text{Saf}}, f_{3b}) \quad (96)$$

The value of  $f_{\text{focus}}$  thus determines the regime that determines gravitational focusing, with 1 indicating a geometrical regime. Based on this determination, we assess the impact radius and the encounter velocity:

$$\begin{cases} b = b_{\text{geo}}, \Delta v_{\text{col}} = \Delta v & \text{in the geometrical regime,} \\ b = b_{\text{set}}, \Delta v_{\text{col}} = \Delta v_{\text{set}} & \text{in the settling regime,} \\ b = b_{\text{Saf}}, \Delta v_{\text{col}} = \Delta v_{\text{Saf}} & \text{in the Safronov regime,} \\ b = b_{3b}, \Delta v_{\text{col}} = \Delta v_{3b} & \text{in the three-body regime.} \end{cases} \quad (97)$$

Figure 10 shows how values of  $f_{\text{focus}}$  change as a function of dust and planetesimal sizes, assuming planetesimals on circular orbits. For small planetesimals ( $\lesssim 100$  km) and dust sizes such that  $\tau_s \lesssim 1$  (corresponding to about 1 m at 1 AU), the focusing factor is very close to one, meaning that the accretion probability

<sup>3</sup> Equation (92) may be obtained by adding a drag term  $E_{\text{drag}} = (1/2)v_{\text{Saf}}^2 \tau_H/\tau_s$  to the usual energy conservation equation and by assuming angular momentum conservation. This is very approximate because a proper treatment would require including both the physics of the settling and hydro regimes. However, it acts to suppress the value of  $f_{\text{Saf}}$  outside its validity range and has a negligible effect inside of it.

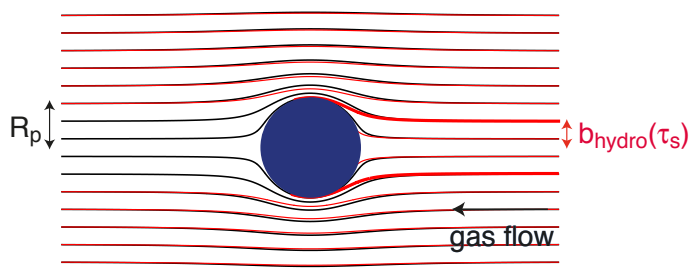


**Fig. 10.** Contours of the logarithm of the gravitational focusing factor  $\log_{10}(f_{\text{focus}})$  [see eq. (96)] as a function of dust size (in cm) and planetesimal size (in km), at 1 AU in the MMSN. The physical density of dust and planetesimals is set to 1 and  $3 \text{ g cm}^{-3}$ , respectively. The different physical regimes (geometric, Safronov, settling, 3-body) are identified by different colors. This figure assumes that planetesimals are on circular orbits.

is defined by the geometric probability. For larger sizes gravitational effects begin to dominate and lead to a very high values of  $f_{\text{focus}}$ . In this diagram, most of the area is dominated by collisions in the geometric and Safronov regimes. For planetesimals above 100km, the encounters with dust mostly take place in the settling regime, in which the gravitational pull of the planetesimals which tends to increase the collision probability is strongly suppressed by the gas drag. By comparison, 3-body collisions play a role only when considering large particles and it will thus only play a limited role here.

#### 4.4. Hydrodynamical effects

##### 4.4.1. The hydrodynamical flow



**Fig. 11.** Illustration showing how gas streamlines (in black) are deflected around the planetesimal (at the center). The red streamlines correspond to dust particles with a stopping time that is of the same order as the interaction timescale. The thick red lines correspond to the most extreme streamlines leading to a collision, which define  $b_{\text{hydro}}(\tau_s)$ .

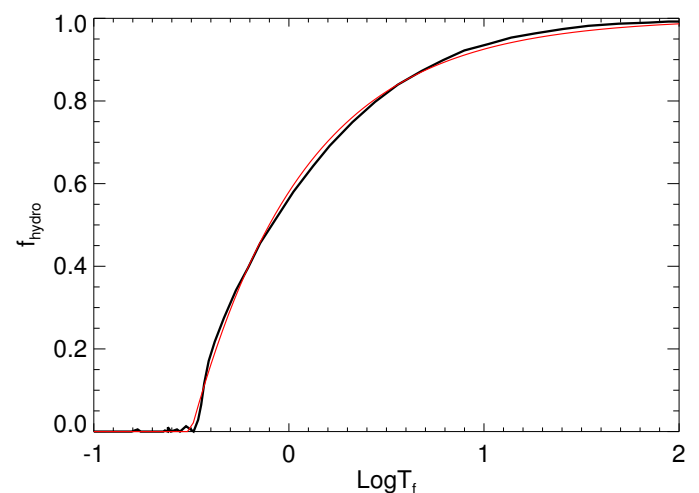
It is important to notice at this point that the collision probability thus derived is valid in the limit that the hydrodynamic flow of gas around the planetesimal can be neglected. As shown by Sekiya & Takeda (2003) and illustrated in fig. 11, this is not the case for small dust particles. More specifically, these authors show that a dust particle will be carried by the flow around the planetesimal if the dust particle stopping time is of the same order or smaller than the planetesimal crossing time. This problem

is well-known in the geophysical context where it affects for example the ability of rain drops and snow flakes to collect aerosols (e.g. Feng 2009).

We define a non-dimensional friction parameter  $\tau_f$  which is the ratio of these two timescales:

$$\tau_f = t_s \Delta v / R_p, \quad (98)$$

where  $\Delta v$  is the velocity of the flow during the encounter as determined by eq. (67) (taking possible eccentric orbits into account). When  $\tau_f \ll 1$ , dust particles have a stopping time that is much shorter than the gas interaction time: they rapidly adjust their velocity vector to follow the gas and we thus expect accretion to be inefficient. Conversely, when  $\tau_f \gg 1$ , the particles' stopping time is too long and we expect hydrodynamical effects to be negligible for the calculation of the collision probability. The numerical simulations by Sekiya & Takeda (2003) (see also Feng 2009; Sellentin et al. 2013) show that the collision probability drops when  $\tau_f \lesssim 1$ , and it actually becomes consistent with zero in the simulations they present when  $\tau_f \lesssim 0.3$ .



**Fig. 12.** Value of  $f_{\text{hydro}}$  as a function of the dimensionless friction time  $\tau_f$  as obtained by Sekiya & Takeda (2003) (their fig. 8) (black line) and our fit (red line and eq. (103)).

We write the reduction factor on the collision probability due to this factor  $f_{\text{flow}}$ . From fitting the numerical simulations of Sekiya & Takeda (2003) as shown in fig. 12, we obtain

$$f_{\text{flow}} = 1 - 0.42 \tau_f^{-0.75}. \quad (99)$$

This factor tends asymptotically to 1 for large values of  $\tau_f$  and it drops to zero when  $\tau_f \lesssim 0.3$ . (The fact that it becomes negative is not important as it will be taken care of in the next section.)

##### 4.4.2. The boundary layer

When the flow factor becomes too small, one must account for the boundary flow and for the fact that a small fraction of the particles with the right impact parameter will hit. The size of the boundary layer can be written (Wurm et al. 2004):

$$b_{\text{boundary}} = R_p \sqrt{q_{\text{boundary}} / \Delta v}, \quad (100)$$

where  $q_{\text{boundary}}$  can be seen as either the flow velocity inside a porous planetesimal (Wurm et al. 2004) or as the flow velocity difference between the dust particles and the gas (Sekiya &

Takeda 2005). We use the latter approach to calculate  $q_{\text{boundary}}$  based on the kinematic theory of gases, which yields

$$\frac{q_{\text{boundary}}}{\Delta v_{\text{col}}} = \frac{3}{8} \frac{C_D}{1 - \phi} \frac{s}{R_p} \frac{\Delta v_{\text{col}}}{c_g}, \quad (101)$$

where  $C_D$  is the drag coefficient from eq. (15) and  $\phi$  is the porosity of the planetesimal. It can thus be seen that even non-porous bodies with  $\phi = 0$  will have non-zero  $q_{\text{boundary}}$  flow. (We will indeed assume  $\phi = 0$  but retain it in the equations for reference).

Because this concerns small particles, it is useful to consider the behavior of this boundary layer in the Epstein regime, in which case eq. (100) takes a simple form:

$$\left(\frac{b_{\text{boundary}}}{R_p}\right)_{\text{Epstein}} = \left(\frac{3}{8} \frac{C_D}{1 - \phi} \frac{\rho_g}{\tilde{\rho}_s} \tau_f\right)^{1/2}. \quad (102)$$

Given that  $C_D$  is of order unity for the relevant Reynolds numbers and that  $\rho_g/\tilde{\rho}_s$  is tiny, the boundary layer is generally very small. The reduction factor to be applied to particles with  $\tau_f \lesssim 0.3$  is thus of the order of  $10^{-6}$  in most cases.

#### 4.4.3. The hydrodynamical factor

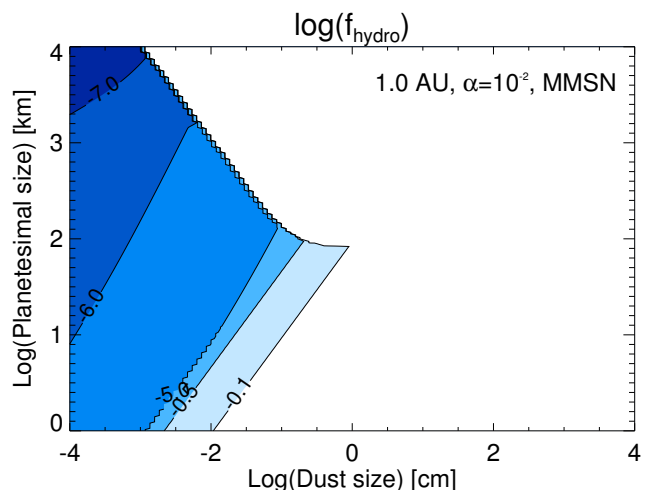
This suppression of accretion is expected to occur in the hydrodynamical regime but not in the settling regime: This is because in the settling regime, encounters are relatively slow. The particle is 'dragged' towards the planetesimal. Once this process starts, it is irreversible because the gravitational pull of the gravitating body steeply increases. The outcome does not depend on the physical size (cross section) of the body like in the Safronov regime and it should not depend on the precise flow pattern in the vicinity of the body. As an illustration, the recent calculations by Ormel (2013) show that a protoplanet (or big planetesimal) strongly affects the gas flow around it, yet can still accrete particles at large cross sections when the interactions take place in the settling regime. This implies a steep jump in the accretion rate as the particle transitions from the Safronov/hydrodynamic regime to the settling regime. Further work is needed to understand the details of this transition, which we here omit for simplicity.

In summary, if the settling regime does not apply the hydrodynamical correction factor is given by:

$$f_{\text{hydro}} = \max \left[ \left( \frac{3}{8} \frac{C_D}{1 - \phi} \frac{s}{R_p} \frac{\Delta v_{\text{col}}}{c_g} \right)^{1/2}, 1 - 0.42\tau_f^{-0.75} \right]. \quad (103)$$

Else, if the settling regime applies (i.e., when  $b_{\text{set}} > R_p$ ), we set  $f_{\text{hydro}} = 1$ .

Figure 13 shows the variations of  $f_{\text{hydro}}$  as a function of dust size and planetesimal size at 1 AU in the MMSN. The hydrodynamic flow prevents the accretion of very small dust particles (centimeter-size or less) especially by large planetesimals (except when these are large enough to grab particles in the settling regime). The high sensitivity on  $\tau_f$  (and the large range of possibilities for this factor) implies that this is an almost binary process: either  $\tau_f$  for the collisions is smaller than one and the collision probabilities should be expected to be very small, or it is larger and the hydrodynamical flow may be neglected. The strong sensitivity of  $f_{\text{hydro}}$  with planetesimal size is important when accounting for a size distribution of planetesimals.



**Fig. 13.** Contours of the logarithm of the hydrodynamical factor  $\log_{10}(f_{\text{hydro}})$  [see eq. (103)] as a function of dust size (in cm) and planetesimal size (in km), at 1 AU in the MMSN. The physical density of dust and planetesimals is set to 1 and  $3 \text{ g cm}^{-3}$ , respectively. The contours are for  $f_{\text{hydro}} = 10^{-7}, 10^{-6}, 10^{-5}, 10^{-0.5}, 10^{-0.1}$ . The transition from the hydrodynamic flow regime to the boundary regime (dark to light blue) takes place over a narrow range of dust sizes for planetesimals smaller than 100 km in radius. For larger planetesimal sizes, the transition between the hydrodynamic and settling regimes is discontinuous by construction. A proper modeling of this transition will require more work.

#### 4.5. Effect of turbulence

##### 4.5.1. Amplitude of velocity fluctuations

Turbulence in the disk generate density and pressure fluctuations. For example, using direct numerical simulations in the shearing box approximation, Heinemann & Papaloizou (2009) find that spiral density waves excited by magneto-rotational instabilities (or another suitable mechanism) yield relative density fluctuations of order 15% of the mean values on length scale smaller than the pressure scale height. This would thus lead  $\eta$ , as calculated from eq. (19) to vary significantly (even changing sign) over both space and time. However, this  $\eta$  is not a proper measure of the headwind that the particles feel because the gas associated with these density fluctuations is still moving azimuthally with a velocity close to the average gas velocity. In fact, the velocity dispersion of the particles is linked to that of the gas and may thus be written (Youdin & Lithwick 2007):

$$\delta v_t \sim \frac{\sqrt{\alpha}}{\max(1, \tau_s)} v_{\text{th}}. \quad (104)$$

In the simulations of Heinemann & Papaloizou (2009),  $\delta v_t \sim 0.15v_{\text{th}}$  (i.e.  $\sim 100 \text{ m s}^{-1}$  at 1 AU) for  $\alpha \sim 5 \times 10^{-3}$  for the gas, which agrees well with eq. (104). (Note that  $v_{\text{th}} \sim 1 \text{ km s}^{-1}$  at 1 AU in the MMSN). Flock et al. (2013) also obtain similar values of  $\alpha$  and slightly lower turbulent velocities of order 10 to  $100 \text{ m s}^{-1}$  in the mid-plane, but an order of magnitude higher values in the disk atmosphere heated both by stellar irradiation and MRI dissipation.

These velocity fluctuations obtained in MRI-active regions are of the same order of magnitude as the mean headwind felt by planetesimals  $\eta v_K \sim 50 \text{ m s}^{-1}$ . In these regions, turbulence can have an important role. In dead zones and generally regions with much smaller values of  $\alpha \sim 10^{-4}$  it can perhaps be neglected. We examine hereafter two consequences of turbulence on the collision probability.



#### 4.5.2. Consequence for the hydro mode

A first consequence of turbulence is that the flow around the planetesimal may not be adequately described as laminar as assumed in § 4.4 and in simulations by Sekiya & Takeda (2003) and Sellentin et al. (2013). Recently, Mitra et al. (2013) simulated the accretion of dust by boulders (less than a km in size) in a turbulent flow and obtained results that strongly differ with the laminar case: In their simulations, dust (with sizes of order 10 to 200  $\mu\text{m}$ ) is efficiently accreted by boulders of about 6 to 200 m. The speeds and accretion trajectories seem to differ from the laminar case. Unfortunately, in the absence of a description of the assumed turbulent flow and without a comparison to purely laminar case, it is not possible to quantify the consequences of these results.

Qualitatively, we can tell that if the smallest scales of turbulence remain large compared to the size of the object considered, the laminar prescription defined by eq. (103) should remain valid although modified to account for a mean flow velocity that differs from the laminar headwind velocity. This modification should lead to the accretion of grains of slightly smaller sizes but without fundamentally affecting the picture. If however the turbulent cascade extends to scales as small as the size of the planetesimal and lower, it will modify the picture considerably and probably lead to a drastic reduction of the extent of the parameter regime affected by the hydro mode.

#### 4.5.3. Turbulence factor and random walk

Beyond its effect on the hydrodynamical regime, turbulence also affects the collision probability. This can be estimated with the same approach as for the eccentric planetesimal in § 4.1: the fluctuations of the velocity field along the planetesimal's trajectory can be considered to average out to zero if they are smaller than the mean collision velocity, and to lead to an increased collision probability otherwise. We thus estimate the factor by which the final collision probability is increased over the geometrical limit due to turbulence by:

$$f_t = \sqrt{1 + \left[ \frac{1 + \tau_s^2}{\sqrt{1 + 4\tau_s^2}} \frac{1}{\max(1, \tau_s)} \frac{\sqrt{\alpha} v_{\text{th}}}{\eta v_K} \right]^2} \quad (105)$$

In the other regimes, we expect turbulence not to lead to a significant increase of the collision probability and hence define the collision probability as  $\mathcal{P}_{2D, \text{geo}, \text{circ}} f_{\text{hydro}} f_t$  only if  $f_t > \max(f_e, f_{\text{focus}})$ .

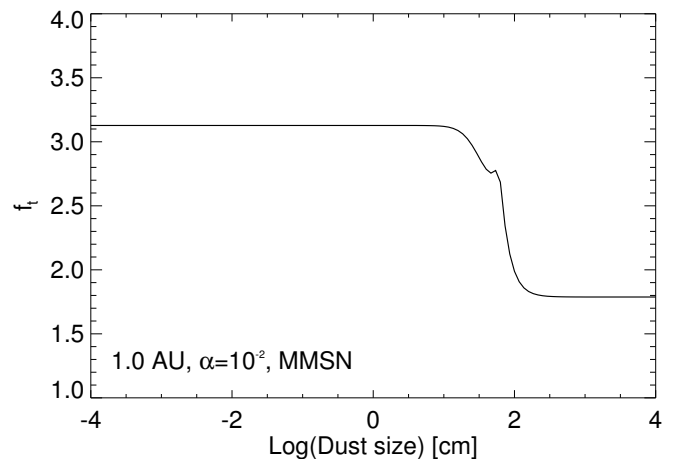
As shown in fig. 14, turbulence is expected to only increase the mean collision probability in the geometrical limit by a modest amount. When considering for example 1 cm size dust, the value of  $f_t$  for  $\alpha = 10^{-3}$  varies from a maximum of 1.9 at 0.1 AU to 1.03 at 100 AU. These values scale with  $\sqrt{1 + \alpha/10^{-3}}$ .

### 4.6. Additional effects relevant for massive embryos

The effects discussed previously apply to a wide range of planetesimal sizes. When considering planetary embryos with large masses, two effects should be included but are not taken into account in the present calculation.

#### 4.6.1. Presence of an atmosphere

Big planetesimals (or protoplanets) of masses above  $0.1 M_{\oplus}$  (equivalently  $R_p \gtrsim 5000 \text{ km}$  for  $\tilde{\rho}_p = 1 \text{ g cm}^{-3}$ ) start to acquire



**Fig. 14.** Value of the turbulence factor  $f_t$  [see eq. (105)] as a function of dust size (in cm), at 1 AU in the MMSN for a turbulence viscosity parameter  $\alpha = 10^{-2}$ . Note that contrary to the other plots, the linear values of the factor is plotted instead of its log.

an atmosphere. Inaba & Ikoma (2003) showed that the presence of a dense atmosphere increases the cross section of planetesimals and derive expressions to quantify this effect. However, Ormel & Kobayashi (2012) showed that for small particles interacting in the settling regime the presence of an atmosphere does not yield an increase in the cross section. The presence of an atmosphere becomes important only when considering the 3-body interactions between planetary embryos and very large “dust” particles, namely boulders or planetesimals.

#### 4.6.2. Gap opening

Tidal interactions between massive protoplanets lead to the opening of gaps in circumstellar disks (e.g. Lin & Papaloizou 1985, 1993). These gaps suppress the flow of material between the outer disk and the inner disk and could be the reason behind the existence of the so-called transitional disks, i.e. disks with accretion onto the central star and a central cavity (e.g. Rice et al. 2006). Indeed, gaps are opened more easily (i.e. by smaller-mass protoplanets) in the dust and/or planetesimal disk (e.g. Tanaka & Ida 1999; Paardekooper & Mellema 2004) than in the gas itself, implying a potentially high degree of filtering of material from the outer system. This effect cannot be accounted for in the expressions derived here. We merely note that the presence of massive protoplanets with masses larger than 10 Earth-mass that can open up gaps in gas disks will certainly be accompanied by a drastic reduction of the metallicity of the gas flowing into the inner regions and accreted by the central star.

## 5. Collision probabilities

### 5.1. The 2D collision probability

We may thus calculate the final collision probability of a planetesimal of radius  $R_p$ , physical density  $\tilde{\rho}_p$ , orbital semi-major distance  $r$ , eccentricity  $e$  with a dust grain of size  $s$  and physical density  $\tilde{\rho}_s$  inside a disk as follows: We first need to define the characteristics of the gas disk at that orbital distance, in particular the disk temperature  $T$ , mid-plane density  $\rho_g$ , scale height  $h_g$ , Keplerian velocity  $v_K$  and  $\eta$  parameter (§ 2.1). We then need both the molecular and turbulent viscosities  $\nu_g$  and  $\nu$ , respec-

tively, to calculate the drag forces, stopping time  $\tau_s$  and  $\tau_{s,\nu}$  and thus the relative velocities  $\Delta v_r$  and  $\Delta v_\theta$  between our planetesimal and dust particle (§ 2.4).

Armed with these quantities, we can easily calculate with eq. (36) the 2D geometrical probability in the circular case  $\mathcal{P}_{2D,geo,circ}$ . For eccentric and/or inclined planetesimals, we estimate the probability increase by averaging the planetesimal's cross section on its trajectory. The expression for the eccentricity-inclination factor  $f_{e,i}$  is found in eq. (76). (Note that this factor is always larger than unity and is to be used instead of  $f_e$  defined by eq. (68) to account for a non-zero inclination). The inclusion of gravitational focusing is calculated analytically in three regimes, the Safronov, settling and three-body regimes, respectively (see § 4.3). The corresponding focusing factor  $f_{focus}$  is defined in eq. (96). The planetesimal linear cross-section  $b$  (equal to  $R_p$  in the geometrical limit) and encounter velocity  $\Delta v_{col}$  (equal to  $\eta v_K f_e$  in the geometrical limit and assuming a small  $\tau_s$  – see eq. (67)) are defined in eq. (97) (see § 4.3).  $f_{focus}$  is always larger than unity.

We account for a decrease in the collision probability due to the hydrodynamical flow around the planetesimal through the factor  $f_{hydro}$ , defined in eq. (103). This factor is always smaller than unity, and in fact becomes very small when the dust particle stopping time becomes smaller than the planetesimal crossing time, i.e. when the friction parameter  $\tau_f$  defined by eq. (98) becomes smaller than unity. We also account for the velocity dispersion of dust particles due to turbulent fluctuations in the gas disk through the factor  $f_t$  defined by eq. (105). This factor is larger than unity, i.e. turbulence always increases the probability of a collision.

The final 2D collision probability is written

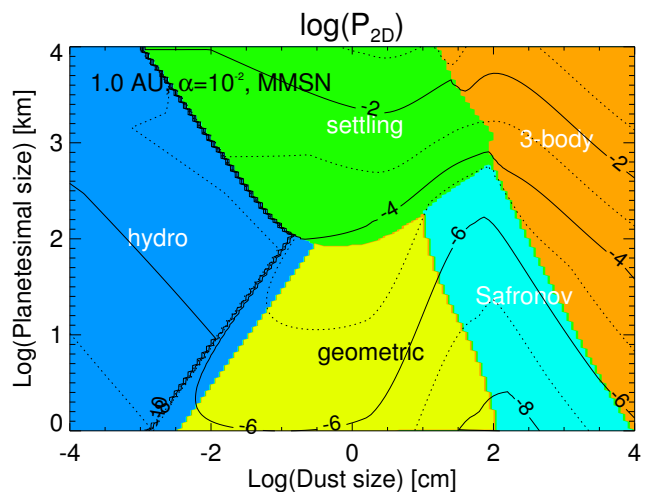
$$\mathcal{P}_{2D} = \mathcal{P}_{2D,geo,circ} f_{hydro} \max(f_t, f_{e,i}, f_{focus}), \quad (106)$$

where  $f_{hydro} \leq 1$  whereas other factors are always equal or larger than unity. Note that values of  $\mathcal{P}_{2D}$  above unity correspond to multiple collisions.

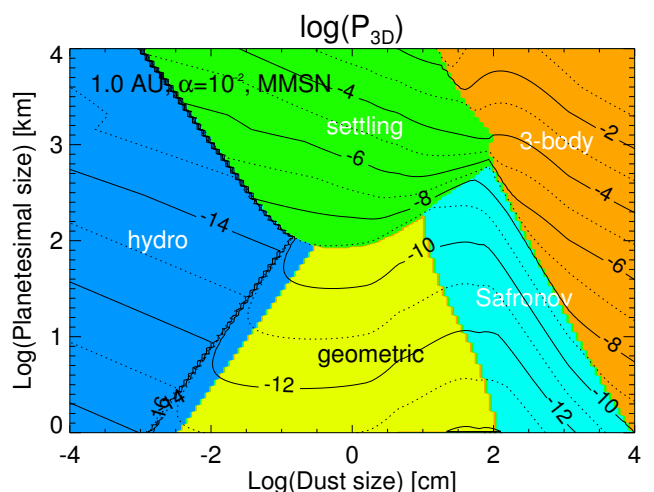
Figure 15 shows the two-dimensional probabilities that result from including all these processes at 1 AU in the MMSN case (see Appendix A) for a variety of combinations of dust and planetesimal sizes. At this location, particles with  $s \sim 1$  m have  $\tau_s \sim 1$  and thus are the ones that have the largest relative velocities and smallest accretion probability. The probability decrease due to the hydrodynamic flow around planetesimals (for  $\tau_f \lesssim 1$ ) is evident in the upper left hand corner of the figure, but it is limited to relatively large planetesimals (above 1 km for micron-sized dust): this is because the interaction time for the gas around small planetesimals is too short compared to the stopping time of even small dust particles.

## 5.2. The 3D collision probability

The final collision probability accounting for tri-dimensional effects, noted  $\mathcal{P}$ , is obtained from  $\mathcal{P}_{2D}$  and eq. (106) and eq. (43). Figure 16 shows the values of  $\mathcal{P}$  at 1 AU as a function of dust and planetesimal sizes. Except when reaching very large sizes for the planetesimals (i.e. in the planet-regime), the probability is several orders of magnitude smaller than  $\mathcal{P}_{2D}$  because the dust layer is much thicker than the planetesimal cross-section. This reduction is more pronounced for small grains, because they are spread over a thicker disk and for small planetesimals because of their smaller cross section. Otherwise, we can see that planetesimals with sizes below  $\sim 100$  km have collision probabilities that are close to the geometrical ones [see eq. (44)] and scale



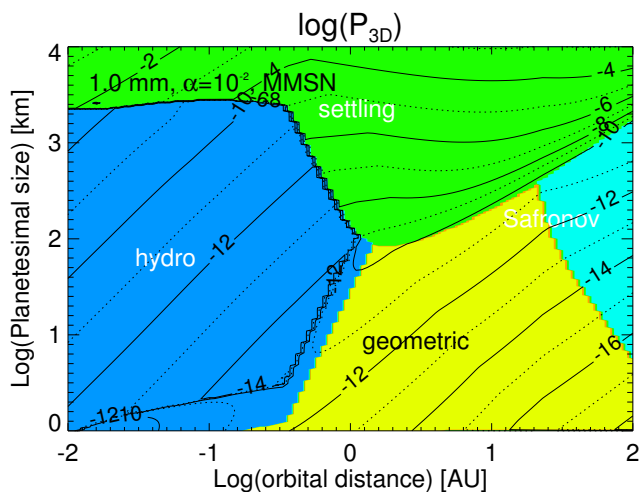
**Fig. 15.** 2-dimensional collision probability  $\mathcal{P}_{2D}$  between a dust particle of radius  $s$  (x-axis, in centimeters) and a planetesimal of radius  $R_p$  (y-axis, in kilometers), calculated for the MMSN at 1 AU, physical densities  $\rho_s = \rho_p = 1 \text{ g cm}^{-3}$ , a turbulence parameter  $\alpha = 10^{-2}$  and the eccentricity distribution shown in fig. 2. The values of  $\mathcal{P}_{2D}$  range from  $10^{-12}$  (inefficient) to close to 1 (perfect). Note that given the assumed  $\rho_p$  value, a  $0.1 M_\oplus$  (resp. 1) embryo is equivalent to a planetesimal with  $R_p = 5225 \text{ km}$  (resp.  $11250 \text{ km}$ ).



**Fig. 16.** Collision probability  $\mathcal{P}_{3D}$  including 3-dimensional effects between a dust particle of radius  $s$  (x-axis, in centimeters) and a planetesimal of radius  $R_p$  (y-axis, in kilometers), at 1 AU in the same conditions as fig. 15. The values of  $\mathcal{P}$  range from  $10^{-18}$  (very inefficient accretion) to almost 1 (perfect accretion). The probabilities are much lower than in fig. 15 primarily because of vertical (turbulent) diffusion of dust particles.

with the square of their size. These collisions take place in the Safronov regime, except for those with small dust grains which take place in the hydrodynamical regime and become much less likely. For larger planetesimals, collisions can take place in the settling regime or, for large grains, in the 3-body regime. Because of a significant focusing factor, these collisions become more dependent on planetesimal size (and mass).

Importantly, fig. 16 shows that for a large variety of planetesimals dust sizes, the collision probability remains significantly smaller than unity. This means that embryos less massive than an Earth mass can capture only a small fraction of the grains flowing through the disk. As shown in Appendix C, the situation is more favorable for smaller values of  $\alpha$  since  $\mathcal{P} \propto \alpha^{-1/2}$ , but



**Fig. 17.** Same as fig. 16, but with the collision probability  $\mathcal{P}_{3D}$  for 1 mm size dust grains in a MMSN disk shown as a function of orbital distance.

this is not sufficient for a large fraction of the dust sizes to be considered.

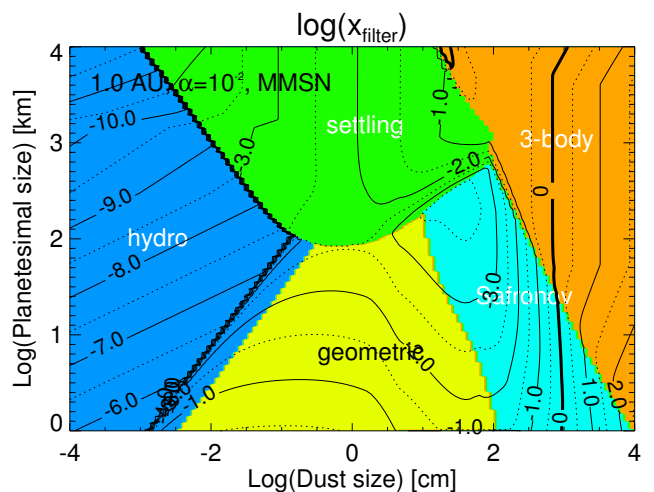
Figure 17 shows the same probability  $\mathcal{P}$ , but for 1 mm dust grains as a function of orbital distance. Most collisions in this figure fall either in the hydro, geometric or settling regimes. The hydro regime is wide-spread and extends to up to  $\sim 1$  AU for a variety of planetesimal sizes, indicating that grains smaller than millimeter-size must be either captured at larger orbital distances, by small planetesimals ( $\lesssim 3$  km in radius) or through same-size collisions. In the geometrical regime,  $\mathcal{P}$  depends strongly on both planetesimal size and inversely on orbital distance. Indeed, as demonstrated in Appendix C, in that regime  $\mathcal{P} \propto R_p^2 r^{-9/4}$ , the latter being due to the fact that the geometrical probability scales as  $1/(h_g r)$  and that in the MMSN  $h_g \propto r^{5/4}$ . On the other hand, in the settling regime,  $\mathcal{P}$  is even more strongly dependent on planetesimal size (it becomes in fact dependent on its *mass*), but very weakly on orbital distance. Thus, as shown in Appendix C for the settling/Bondi regime,  $\mathcal{P} \propto R_p^3 r^{-3/4}$  for a fixed  $\tau_s$ . The dependence of  $\tau_s$  and particle size on orbital distance implies that the probability can increase with orbital distance, as is the case in some regions of fig. 17.

## 6. Are planetesimals efficient dust-filters?

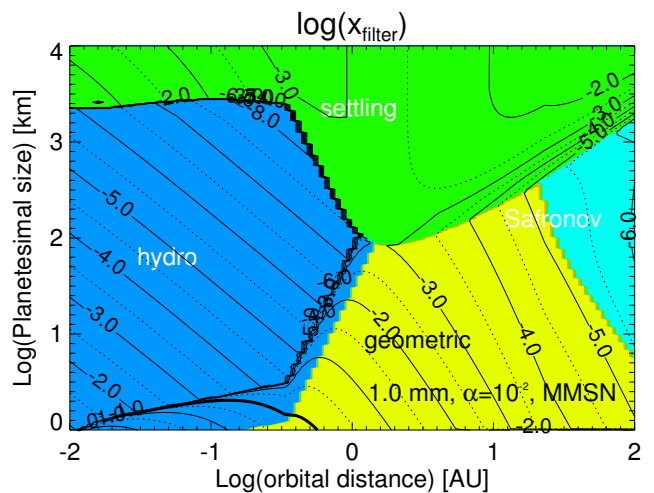
### 6.1. Filtering efficiency at 1 AU

We now revisit the filtering efficiency as defined in § 3.4 for the geometrical circular limit, but this time applying the full treatment including eccentricities, gravitational focusing, hydrodynamical effects and turbulence. We employ the parameter  $x_{\text{filter}}$  as defined by eq. (57) and for a value of the surface density of planetesimals  $\Sigma_p(r)$  equal to the MMSN disk of solids. A value of  $x_{\text{filter},\text{MMSN}}(s)$  close to unity or larger thus implies an efficient filtering of dust grains of size  $s$  by a mature disk of planetesimals. A lower value implies an inefficient filtering of the dust particles by this disk.

Figure 18 shows the values of  $x_{\text{filter},\text{MMSN}}(s)$  at 1 AU as a function of dust and planetesimal size (both are assumed to have a single size distribution). Dust of millimeter size or less is generally transported by the flow around the planetesimals and can only be accreted by small-size planetesimals in the geometrical regime or by large ones in the settling regime. Its filtering in the inner solar system appears to be inefficient. In the geometrical



**Fig. 18.** Contours of the filtering efficiency by a MMSN planetesimal disk at 1 AU for  $\alpha = 10^{-2}$ , assuming all the planetesimals and dust grains have a unique size. The contour indicating perfect filtering efficiency for  $\log_{10} x_{\text{filter}} = 0$  is highlighted in bold.



**Fig. 19.** Contours of the filtering efficiency by a MMSN planetesimal disk for 1 mm dust for  $\alpha = 10^{-2}$ , assuming all the planetesimals have a unique size. The contour indicating perfect filtering efficiency for  $\log_{10} x_{\text{filter}} = 0$  is highlighted in bold.

limit, filtering is relatively efficient for small planetesimals but decreases inversely with the planetesimal size until we reach the settling regime. There, for planetesimals of order 100 to 1000 km and beyond, a higher efficiency results from the Bondi-accretion regime. For large dust particles with a large stopping time, the slow radial drift has the consequence that dust and planetesimals have more time to interact gravitationally resulting in a more efficient filtering. However, only particles of 10 meters or more appear to be efficiently captured by planetesimals of any size. (This does not necessarily imply high accretion rates however because these relations implicitly assume an infinite time for the interaction.)

### 6.2. Filtering efficiency vs. orbital distance

Figure 19 shows the filtering efficiency for millimeter particles as a function of orbital distance. Strikingly, these particles are very inefficiently filtered inside of 1 AU, or only by either very small planetesimals or relatively large planetary embryos. The



orbital dependence of filtering depends strongly on the collision regime: for small planetesimals for which collisions with mm-size grains take place in the geometrical regime, filtering is highly dependent on orbital distance. As shown in Appendix C,  $x_{\text{filter}} \propto r^{-7/4}$ , which would favor the growth of the very first planetesimals very close to the central star. On the other hand, fig. 19 shows that in the settling regime, filtering is more weakly dependent on orbital distance. Indeed, Appendix C shows that  $x_{\text{filter}} \propto r^{-1/4}$  in the settling/Bondi regime and  $x_{\text{filter}} \propto r^{1/4}$  in the settling/Hill regime: Further from the central star, planetary embryos can perturb the motion of dust particles to much larger distances.

Thus, while small planetesimals can filter dust only if they are close to the central star, the filtering properties of planetary embryos are relatively independent of orbital distance. This could help to understand why the inner Solar System appears to have a gradation of composition whereas the outer Solar System seems more uniform.

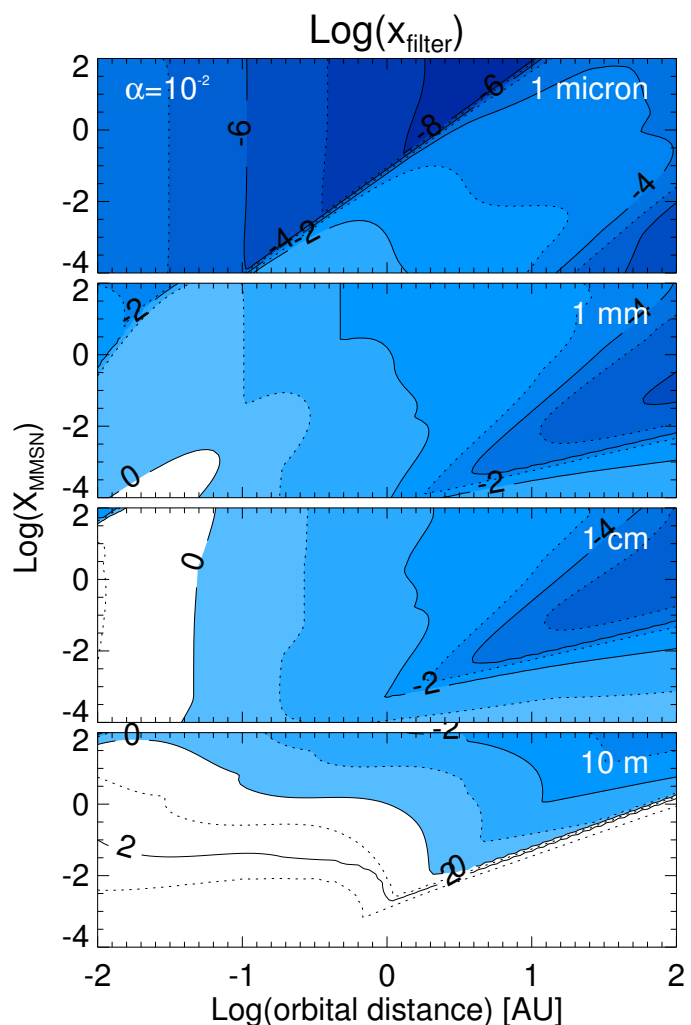
### 6.3. Filtering as a function of the mass of gas in the disk

Figure 20 shows how the filtering efficiency varies with dust size and as a function of the  $\chi_{\text{MMSN}}$  factor, i.e. as the gas disk evolves and progressively becomes less dense, for a turbulent viscosity set by  $\alpha = 10^{-2}$ . We have assumed in all cases that a collision cascade maintains a population of planetesimals with radii between 1 and 1000 km with a mass exponent  $q = 3.5$  and a surface density equal to the minimum mass solar nebula in solids.

Clearly filtering is most ineffective for small, micron-sized particles, mostly due to the fact that they are in a hydrodynamical regime and thus avoid planetesimals and/or that turbulence lofts them up. This occurs at all orbital distances and for all values of  $\chi_{\text{MMSN}}$ . Larger particles are progressively easier for the planetesimal swarm to collect, with a filtering that is more efficient in the inner regions than in the outer ones. Millimeter-size particles begin being relatively efficiently collected at orbital distances shorter than 0.1 AU and only for  $\chi_{\text{MMSN}} < 10^{-2}$ , i.e. when the gas density has become small enough to reduce the inward drift of dust significantly. Centimeter-size particles may be collected also relatively efficiently regardless of  $\chi_{\text{MMSN}}$  but only inside of 0.1 AU. Particles of 10 meters or more are efficiently collected as soon as the gas density becomes of the same order or smaller than that of the MMSN. This is a direct consequence of the slower gas drag and hence slower inward drift of these particles at later ages.

Apart from small dust particles in the hydrodynamical regime and large boulders, the filtering properties of planetesimals remain remarkably stable and independent of the evolution of the gas disk inside of about 3 AU. It is interesting to see that the filtering efficiency remains relatively large (between 0.1 and 0.01) in a zone between 0.1 and 1 AU but that it drops and becomes dependent on the evolution of the disk beyond about 3 AU.

Even when  $x_{\text{filter}} \approx 1$  filtering can be considered as moderately efficient because this corresponds to a mass in planetesimals equals to that of the present solar system. For a smaller mass as would presumably occur in a young planetesimal disk, the filtering efficiency would be reduced by a ratio equal to that between the mass of the planetesimal disk to the MMSN. Figure 20 thus shows that in order to efficiently capture small (say centimeter-size or less) dust particles, they have to be first assembled into larger planetesimals of at least 10 meters or more by a different mechanism such as orderly growth (by collision of



**Fig. 20.** Filtering efficiency of a swarm of planetesimals with radii between 1 and 1000 km as a function of orbital distance and  $\chi_{\text{MMSN}}$ , the mass of the gas disk in MMSN units, for  $\alpha = 10^{-2}$ . The panels corresponds to various dust sizes ranging from 1 micron (top) to 10 meters (bottom). Within each panel, disk evolution proceeds from top (large  $\chi_{\text{MMSN}}$ ) to bottom (small  $\chi_{\text{MMSN}}$ ). A negative value of  $\text{Log}(x_{\text{filter}})$  indicates inefficient filtering. Efficient filtering is shown as white areas.

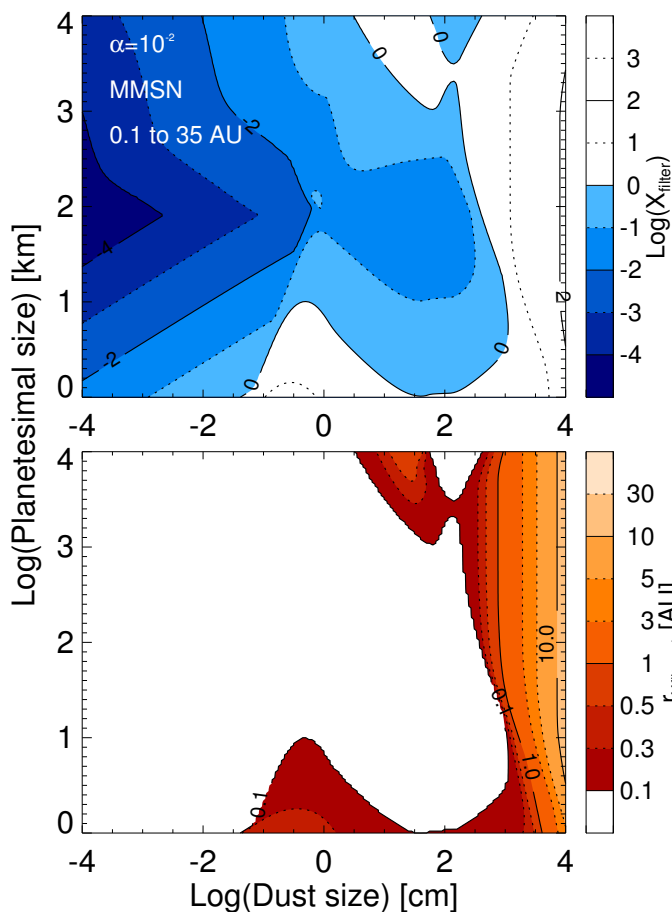
same-size grains) or a streaming instability. Alternatively, filtering could be done more efficiently by planetesimals smaller than 1 km which will also drift and have thus not been considered in this study.

### 6.4. Filtering by an extended belt of planetesimals

Let us now consider the filtering of dust by a belt of planetesimals assumed to extend between 0.1 and 35 AU. We calculate  $X_{\text{filter}}$  as defined by eq. (55), but assuming that planetesimals have a unique size. We neglect any variations of dust size (as due to e.g. growth or vaporization at the ice line) in the integration over orbital distances. A value of  $X_{\text{filter}}$  larger than unity indicates an efficient filtering of dust by the planetesimal belt. It also implies that the star accretes gas that is poor in dust of that size.

Figure 21 shows that for our fiducial value of  $\alpha = 10^{-2}$  the filtering by a belt of planetesimal is really efficient only for large dust sizes beyond about 10 meters. Two islands of higher filtering are for planet embryos ( $R_p \gtrsim 1000$  km) and pebbles of





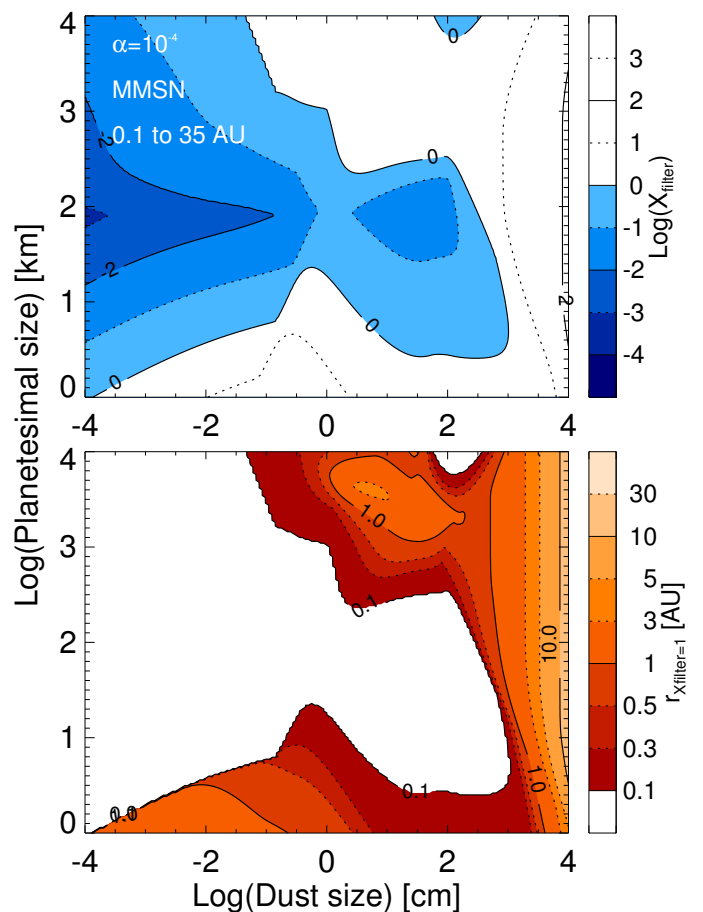
**Fig. 21.** Filtering efficiency of dust of 1 micron to 100 meters by a MMSN planetesimal belt with planetesimals of 1 to 10,000 km in radius extending from 0.1 to 35 AU for a turbulent parameter  $\alpha = 10^{-2}$ . *Top panel:* Contours of the disk-integrated filtering factor  $X_{\text{filter}}$ . *Bottom panel:* Orbital distance at which  $X_{\text{filter}}(r) = 1$  for dust particles drifting in from beyond 35 AU. (The integration thus starts from 35 AU and goes inwards.)

centimeter to meter-size or when planetesimals are very small ( $R_p \lesssim 10$  km) for dust larger than millimeter-size. These correspond to collisions in the settling and geometric regimes, respectively.

Even in these islands, dust is able to penetrate deep inside the planetesimal belt, most of them reaching orbital distances between 0.1 to 1 AU. The relatively clear gradient in the abundance of ices measured in the asteroid belt and its scarcity in asteroids which are closer than 2 AU to the Sun implies that either the gas disk was much less turbulent or another physical mechanism led to the present composition of the Solar System.

### 6.5. Filtering in a weakly-turbulent disk

We now turn to the case of a weakly-turbulent disk (or equivalently, a disk with an extended dead-zone) by considering the case of a turbulent parameter  $\alpha = 10^{-4}$ . This case is more favorable because dust settles closer to the mid-plane and the mean gas flow is also slower. Indeed, Appendix C demonstrates that for most grain sizes,  $x_{\text{filter}} \propto \alpha^{-1/2}$ . Appendix D provides the same figures as in the previous sections but for the weak-turbulence case instead of the fiducial  $\alpha = 10^{-2}$ . In all cases, filtering is found to be much more efficient.



**Fig. 22.** Same as fig. 21 but for a turbulent parameter  $\alpha = 10^{-4}$ .

This is exemplified by fig. 22 which shows the integrated filtering coefficient as a function of planetesimal and dust sizes for  $\alpha = 10^{-4}$ . The two islands of efficient filtering previously observed in fig. 21 are now much wider and more pronounced. Large embryos ( $R_p \gtrsim 1000$  km) can now filter efficiently dust between millimeter and meter size in the settling regime. This is directly linked to the efficient accretion of pebbles by protoplanetary cores discussed by Ormel & Klahr (2010) and Lambrechts & Johansen (2012). (It should be noted that this requires a small value of the planetesimal scale height  $h_p$ , as discussed in Appendix E.) Small planetesimals are able to efficiently filter small dust in the geometric regime and millimeter-size dust particles can now be captured beyond 1 AU, in better agreement with the meteoritic record.

It is thus possible to imagine that the relative lack of water in the inner solar system may have been due to filtering of ice grains by planetesimals and/or planet embryos beyond 2 to 3 AU in a weakly turbulent disk and/or by its inefficient capture around 1 AU. Conversely, the presence of abundant chondrules of micron to millimeter-size in meteorites may be due to the fact that in such a disk, these are only weakly filtered by planetary embryos but may be captured efficiently by small-size planetesimals. At this point, without a proper model to predict the distribution of sizes of planetesimals and its evolution, these are only conjectures. However, we may affirm that the complex dependency of filtering with planetesimal and dust size must have played a key role in shaping our Solar System.

### 6.6. Compact vs. porous grains and planetesimals

We have so far assumed a canonical  $1 \text{ g cm}^{-3}$  physical density both for planetesimals and grains. We know that small particles, from dust grains to asteroids are porous and may therefore be characterized by small densities (e.g. [Consolmagno & Britt 1998](#); [Dominik & Tielens 1997](#); [Kataoka et al. 2013](#)). On the other hand, large planetesimals and protoplanets are affected by compression effects and will generally have higher densities. Interestingly both tend to lead to a higher filtering efficiency than for our baseline density: For small planetesimals in the geometrical limit, the filtering efficiency derived by eq. (59) is  $\propto 1/\tilde{\rho}_p$ . This is due to the fact that for a given total mass of planetesimals (that defined by the MMSN) and a given size, the number of planetesimals is proportional to the inverse of their physical density. Porous planetesimals will therefore be more efficient filters in the geometric regime. In the settling regime, the filtering efficiency directly depends on the mass of the planetesimal, not on its density.

### 6.7. Filtering by protoplanets

Even though our parameter range extended to radii of  $10^4 \text{ km}$  (corresponding to a mass of  $0.7 M_\oplus$  for  $\tilde{\rho}_p = 1 \text{ g cm}^{-3}$ ), our study has focused on relatively small planetesimals. For protoplanets, two effects which have not been taken into account become gradually more important.

First, protoplanets with masses over  $\sim 0.1 M_\oplus$  (corresponding to radii of about  $5000 \text{ km}$  for  $\tilde{\rho}_p = 1 \text{ g cm}^{-3}$ ) begin building a hydrogen-helium atmosphere which progressively enhances their cross section ([Inaba & Ikoma 2003](#); [Tanigawa & Ohtsuki 2010](#)). When modeling this effect with the approach of [Ormel & Kobayashi \(2012\)](#), we find that the effect is significant at the high end of the radius range considered here, but without affecting our conclusions: the filtering efficiency remains low even for these Earth-mass protoplanets when in the settling regime, and extremely low in the hydrodynamical regime.

For even larger masses (outside the range of this study), we can expect atmospheric capture to continue to increase, but it is progressively balanced by the fact that at masses  $\sim 30 M_\oplus$  ( $\sim 0.1 M_J$ ) protoplanets start opening gaps in the dust disk, thereby strongly suppressing or even halting their capture ([Paardekooper & Mellema 2004](#); [Morbidelli & Nesvorný 2012](#)). The consequence is that the growth of giant planet cores should lead to a parking of dust outside of the orbit of the core furthest from the central star. This effect is most significant for particles with  $\tau_s \sim 1$ . These particles would neither be captured efficiently nor be accreted by the central star, which is a form of filtering that differs from the one discussed thus far. (Presumably, these should eventually lead to the formation of a belt of planetesimals such as the Edgeworth-Kuiper belt in the Solar System).

### 6.8. Consequence for planet growth

As discussed previously, the island of higher filtering efficiency in the settling regime (for  $R_p \gtrsim 1000 \text{ km}$ ) seen in figs. 22 (see also fig. D.1) is directly linked to the efficient accretion of pebbles by protoplanetary cores found by [Lambrechts & Johansen \(2012\)](#). The increase in the filtering efficiency with planetesimal radius in the settling regime results from the very fast increase in the Bondi radius and hence planetesimal cross section (for dust of the right size), which more than compensates for the fewer objects for a given mass of planetesimals. This effect begins for sizes around  $100 \text{ km}$  when the Bondi surface becomes

larger than the planetesimal itself, and continues to the point where the Bondi and Hill radii are equal (around  $1200 \text{ km}$  for  $\tilde{\rho}_p = 1 \text{ g cm}^{-3}$  planetesimals at  $1 \text{ AU}$  –see Appendix A). For larger sizes the effective cross section is not set by the Bondi surface and decreases rapidly (see fig. 9).

Although the filtering factors  $x_{\text{filter}}$  and  $X_{\text{filter}}$  approach or exceed 1, we stress that this occurs in a relatively small region of the parameter space in terms of planetesimal and dust sizes. Given that planetesimals must have had a wide range of sizes, it is not clear that filtering could be complete, even for weakly turbulent disks. We notice that the collision probabilities obtained for large embryos are generally significantly smaller than unity (see fig. 16 and Appendix C). This seems to imply that the rapid growth of giant planets cores by pebble accretion ([Lambrechts & Johansen 2012](#)) is mostly driven by the fast inward flow of pebbles and requires a very large mass of solids in the disk, several times larger than the embryos to be created ( $\sim 10 M_\oplus$  or more for giant planet cores). However, a recent work by [Lambrechts & Johansen \(2014\)](#) shows that pebbles could grow to the right sizes (cm to mm) to be effectively captured by large embryos beyond an Earth mass. We notice that indeed the high filtering efficiency bands seen in the settling regime in figs. 21 and 22 for  $s \sim 1 - 100 \text{ cm}$  and  $R_p \gtrsim 1000 \text{ km}$  extend to high  $R_p$  values (large embryo masses) beyond the limit of the graphs. Thus, assuming that relatively large embryos may be formed rapidly by another mechanism, this opens the possibility of an efficient conversion of dust to planets, as obtained by [Lambrechts & Johansen](#). Also, because of the ability of small planetesimals to filter dust grains (and pebbles), a convoluted environment of interacting planetesimals, fragments, and pebbles, like that studied by [Chambers \(2014\)](#), could, under the right conditions, limit the loss of solids onto the central star.

More work is however required, especially since because collisions do not necessarily result in accretion (e.g. [Sekiya & Takeda 2003](#); [Blum & Wurm 2008](#); [Johansen et al. 2014](#)) as we have implicitly assumed for this discussion.

## 7. Conclusions

Abundant micron- to centimeter-size dust is detected in protoplanetary disks in spite of theoretical predictions of a fast inward drift of these particles due to gas drag. We have studied whether this dust may be efficiently filtered by planetesimals and thus contribute to their growth, the formation of planets and the final composition of stars with planets.

In most cases, the planetesimal disk can be considered vertically thinner than the dust sub-disk which is itself thinner than the gas disk. Dust particles drift inward due to gas drag but also to the advection of gas [eq. (23a)]. For all of these grains, turbulence and epicyclic motions lead to frequent crossings of the mid-plane. We showed that the *filtering length*, i.e. the distance over which we can expect most particles to have crossed the mid-plane during their inward drift, is of order  $\eta r \sim 10^{-3} r$  where  $r$  is the orbital distance [eq. (30)]. This small value implies that particles may be filtered by the planetesimals even if they are initially high up in the disk.

We thus derived the collision probability between a non-drifting planetesimal and a drifting dust particle in the geometrical limit [eq.(45)]. This probability depends on the ratio of the surface of the planetesimal  $R_p^2$  to the vertical surface of the disk  $h_g r$  multiplied by a factor that depends on the values of  $\alpha$  and  $\tau_s$  which control both the characteristic vertical extent of the dust subdisk and the inward drift speed of the particles. Assuming a size distribution of planetesimals set by a collisional

cascade, we derived the filtering efficiency [eq. (55)], i.e. the efficiency at which particles would be trapped by the planetesimal swarm. Small planetesimals dominate this regime because of their large collective surface area. The global filtering efficiency for an MMSN disk of 1-km radius planetesimals at 1 AU in a quiescent disk with  $\alpha = 10^{-4}$  was found to be close to unity for millimeter-size grains, and between 0.1 and 10 for all grain-sizes considered. It is inversely proportional to the planetesimal density and radius. It also scales with  $\alpha^{-1/2}$  for all except the smallest grain sizes, implying a better filtering in quiescent parts of the disk (dead zones). Last but not least, it has a strong dependence on the orbital distance,  $r^{-7/4}$ , implying that filtering in the geometric regime is more efficient close to the central star [see eq. (60) and fig. 5].

We then considered additional mechanisms. We showed that given the small expected values of the eccentricities and inclinations of the planetesimals in these young gas disks, the increase of the collision probabilities caused by these non-circular orbits is expected to be small [fig. 7]. Gravitational focusing was found to be significant for planetesimals larger than about 100 km and/or dust (or rather boulders) beyond meter-size [fig. 10]. However, small grains with a stopping time shorter than the planetesimal crossing time [eq. (98)] are carried by the hydrodynamical flow around the planetesimals, yielding a strongly reduced collision probability [eq. (103) and fig. 13]. Turbulence in the disk was estimated to have a limited effect [eq. (105) and fig. 14], but confirming this result would require direct simulations.

On the basis of these calculations, we examined whether planetesimals are efficient filters of dust in protoplanetary disks. Large “dust” particles over 10 meters drift inward so slowly that they can be captured efficiently by planetesimals of any size [fig. 18]. Small dust (below millimeter-size) has generally a low collision probability with planetesimals because of the hydrodynamical effect, at least at orbital distances of an AU or less. In-between, millimeter dust to pebbles of tens of centimeters are captured in the geometrical regime by planetesimals smaller than 100 km, but in the settling regime by larger planetesimals [figs. 18 and 19]. The capture law for the latter is very different than in the geometrical regime: it is independent of the planetesimal density  $\tilde{\rho}_p$  and is proportional to  $r^{-1/4}$  in the settling/Bondi regime and  $r^{1/4}$  in the settling/Hill regime [eq. (C.16)]. This implies that filtering in the settling regime is more uniform than in the geometrical regime. We can therefore expect that early, small planetesimals grew rapidly by capturing dust in the geometrical regime, creating an inside-out planetesimal formation front. Larger planetesimals would have been able to capture dust out to larger orbital distances.

Locally, the filtering efficiencies defined by  $x_{\text{filter}}$  are generally low: they reach unity only at orbital distances below about 0.05 AU and for grains of millimeter-size and larger for a turbulence parameter  $\alpha = 10^{-2}$ . At 1 AU, grains from millimeter-to meter-size are captured with only a  $\sim 1\%$  efficiency for an MMSN disk of planetesimals for  $\alpha = 10^{-2}$ , and  $\sim 10\%$  for  $\alpha = 10^{-4}$  [figs. 18 to D.2]. Less turbulence increases the filtering efficiency, but not enough for an efficient capture of the solids in the disk. Separately, the fact that the gas disk progressively becomes less massive does not change the filtering efficiencies, except for very small grains (which are more easily accreted as time goes by), and beyond a few AUs (filtering becomes less efficient before increasing again for very tenuous disks) [figs 20 and D.3]. Accounting for the fact that small planetesimals may be more porous and that large planetesimals should be more dense than our canonical  $1 \text{ g cm}^{-3}$  density would help to increase the fil-

tering efficiency close to 100 % at around 1 AU from the central star.

Once a belt of planetesimal forms and grows over a large range of orbital distances, it may be able to filter the incoming dust more effectively, especially in weakly turbulent disks. Values of the integrated filtering efficiency  $X_{\text{filter}}$  defined by eq. (55) [figs 21 and 22] show the existence of essentially three regimes: planetesimals smaller than about 10 km are very efficient at filtering dust, but due to the strong radial dependency, this must occur close to the central star. Planetesimals between 10 and 1000 km in size are inefficient at filtering due to their smaller surface to mass ratio and absence of gravitational focusing. Planet embryos larger than 1000 km are relatively efficient at filtering dust, but contrary to small-size planetesimals, this occurs over relatively large areas.

Accounting for the size-distribution of individual particles assembled in meteorites is a complex task that would require a full model accounting for the evolution of the size distribution of planetesimals and dust particles everywhere in an evolving protoplanetary disk. We simply mention that the absence of grains larger than about  $\sim 1 \text{ cm}$  in meteorites appears to be consistent with our finding that these would be captured preferentially in large embryos. Conversely, two features appear interesting to explain the size distribution of chondrules in meteorites (see, in a different context Cuzzi et al. 2001): grains smaller than centimeter-size are captured preferentially in small-planetesimals, and moreover, grains of smaller sizes are increasingly more difficult to capture, as a consequence of the hydrodynamical flow around these planetesimals.

Obviously, the question of whether dust can be efficiently filtered by planetesimals is a complex one that touches on many physical problems ranging from the unclear structure of circumstellar disks, angular momentum transport processes, efficiency of turbulence, growth processes...etc. We hope that our study can lay the ground for further studies. For example, direct simulations of planetesimals and dust at the interface between the hydrodynamical and settling regimes would be needed. The influence of turbulence has been approximated here and appears to be limited, but this would need to be confirmed on the basis of realistic simulations. We also have used mean approaches, but rare statistical events could matter and change the picture. Last but not least, we implicitly assumed that collisions result in sticking. In reality, this will strongly depend on the velocities involved, leading to a rich ensemble of possibilities. Understanding the evolution of young stars, their composition and that of planetary systems requires these dedicated studies.

*Acknowledgements.* T.G. warmly thanks the staff at the Tokyo Institute of Technology for their hospitality and support during his stay. This work has also benefited from multiple discussions with Taku Takeuchi, Hidekazu Tanaka, Holger Homann, Satoshi Okuzumi, Hiroshi Kobayashi, Guy Libourel, Alessandro Morbidelli, Hal Levison and Michiel Lambrechts. We thank the referee, John Chambers, for remarks that helped to clarify the manuscript. Part of this work was supported by the French *Programme National de Planétologie* and by the *Agence Nationale de la Recherche* through the MOJO project (ANR-13-BS05-0003-01). C.W.O. acknowledges support for this work by NASA through Hubble Fellowship grant No. HST-HF-51294.01-A awarded by the Space Telescope Science Institute, which is operated by the Association of Universities for Research in Astronomy, Inc., for NASA, under contract NAS 5-26555.

## References

- Adachi, I., Hayashi, C., & Nakazawa, K. 1976, *Progress of Theoretical Physics*, 56, 1756  
 Andrews, S. M. & Williams, J. P. 2007, *ApJ*, 659, 705

- Beckwith, S. V. W., Sargent, A. I., Chini, R. S., & Guesten, R. 1990, *AJ*, 99, 924
- Birstiel, T., Ormel, C. W., & Dullemond, C. P. 2011, *A&A*, 525, A11
- Blum, J. & Wurm, G. 2008, *ARA&A*, 46, 21
- Chambers, J. 2006, *Icarus*, 180, 496
- Chambers, J. E. 2014, *Icarus*, 233, 83
- Ciesla, F. J. 2009, *Icarus*, 200, 655
- Ciesla, F. J. 2010, *ApJ*, 723, 514
- Consolmagno, G. J. & Britt, D. T. 1998, *Meteoritics and Planetary Science*, 33, 1231
- Cuzzi, J. N., Hogan, R. C., Paque, J. M., & Dobrovolskis, A. R. 2001, *ApJ*, 546, 496
- Cuzzi, J. N., Hogan, R. C., & Shariff, K. 2008, *ApJ*, 687, 1432
- Dominik, C. & Tielens, A. G. G. M. 1997, *ApJ*, 480, 647
- Dubrulle, B., Morfill, G., & Sterzik, M. 1995, *Icarus*, 114, 237
- Dullemond, C. P. & Dominik, C. 2005, *A&A*, 434, 971
- Feng, J. 2009, *Journal of Geophysical Research (Atmospheres)*, 114, 8203
- Flock, M., Fromang, S., González, M., & Commerçon, B. 2013, *A&A*, 560, A43
- Fromang, S., Lyra, W., & Masset, F. 2011, *A&A*, 534, A107
- Garaud, P. 2007, *ApJ*, 671, 2091
- Guillot, T. & Gautier, D. 2014, *ArXiv e-prints*
- Guillot, T., Santos, N. C., Pont, F., et al. 2006, *A&A*, 453, L21
- Hartmann, L., Calvet, N., Gullbring, E., & D'Alessio, P. 1998, *ApJ*, 495, 385
- Hartmann, L. & Kenyon, S. J. 1996, *ARA&A*, 34, 207
- Hayashi, C. 1981, *Progress of Theoretical Physics Supplement*, 70, 35
- Heinemann, T. & Papaloizou, J. C. B. 2009, *MNRAS*, 397, 64
- Hezel, D. C. & Palme, H. 2010, *Earth and Planetary Science Letters*, 294, 85
- Hoppe, P. & Zinner, E. 2000, *J. Geophys. Res.*, 105, 10371
- Howard, A. W., Marcy, G. W., Bryson, S. T., et al. 2012, *ApJS*, 201, 15
- Hueso, R. & Guillot, T. 2005, *A&A*, 442, 703
- Ida, S., Guillot, T., & Morbidelli, A. 2008, *ApJ*, 686, 1292
- Ida, S. & Makino, J. 1992, *Icarus*, 96, 107
- Inaba, S. & Ikoma, M. 2003, *A&A*, 410, 711
- Johansen, A., Blum, J., Tanaka, H., et al. 2014, *ArXiv e-prints*
- Johansen, A., Oishi, J. S., Mac Low, M.-M., et al. 2007, *Nature*, 448, 1022
- Kary, D. M. & Lissauer, J. J. 1995, *Icarus*, 117, 1
- Kary, D. M., Lissauer, J. J., & Greenzweig, Y. 1993, *Icarus*, 106, 288
- Kataoka, A., Tanaka, H., Okuzumi, S., & Wada, K. 2013, *A&A*, 557, L4
- Kokubo, E. & Ida, S. 1998, *Icarus*, 131, 171
- Kokubo, E. & Ida, S. 2000, *Icarus*, 143, 15
- Kokubo, E. & Ida, S. 2002, *ApJ*, 581, 666
- Lambrechts, M. & Johansen, A. 2012, *A&A*, 544, A32
- Lambrechts, M. & Johansen, A. 2014, submitted to *A&A* [*ArXiv e-prints*]
- Levison, H. F., Thommes, E., & Duncan, M. J. 2010, *AJ*, 139, 1297
- Lin, D. N. C. & Papaloizou, J. 1985, in *Protostars and Planets II*, ed. D. C. Black & M. S. Matthews, 981–1072
- Lin, D. N. C. & Papaloizou, J. C. B. 1993, in *Protostars and Planets III*, ed. E. H. Levy & J. I. Lunine, 749–835
- Lodders, K., Palme, H., & Gail, H.-P. 2009, *Landolt Börnstein*, 44
- Lynden-Bell, D. & Pringle, J. E. 1974, *MNRAS*, 168, 603
- Mayor, M., Marmier, M., Lovis, C., et al. 2011, *ArXiv e-prints*
- Mitra, D., Wettlaufer, J. S., & Brandenburg, A. 2013, *ApJ*, 773, 120
- Morbidelli, A., Bottke, W. F., Nesvorný, D., & Levison, H. F. 2009, *Icarus*, 204, 558
- Morbidelli, A. & Nesvorný, D. 2012, *A&A*, 546, A18
- Moutou, C., Deleuil, M., Guillot, T., et al. 2013, *Icarus*, 226, 1625
- Nakagawa, Y., Nakazawa, K., & Hayashi, C. 1981, *Icarus*, 45, 517
- Nakagawa, Y., Sekiya, M., & Hayashi, C. 1986, *Icarus*, 67, 375
- Okuzumi, S. & Hirose, S. 2011, *ApJ*, 742, 65
- Okuzumi, S. & Ormel, C. W. 2013, *ApJ*, 771, 43
- Okuzumi, S., Tanaka, H., Kobayashi, H., & Wada, K. 2012, *ApJ*, 752, 106
- Ormel, C. W. 2013, *MNRAS*, 428, 3526
- Ormel, C. W. & Klahr, H. H. 2010, *A&A*, 520, A43
- Ormel, C. W. & Kobayashi, H. 2012, *ApJ*, 747, 115
- Ott, U. 1993, *Nature*, 364, 25
- Paardekooper, S.-J. & Mellema, G. 2004, *A&A*, 425, L9
- Perets, H. B. & Murray-Clay, R. A. 2011, *ApJ*, 733, 56
- Rafikov, R. R. 2004, *AJ*, 128, 1348
- Ricci, L., Testi, L., Natta, A., & Brooks, K. J. 2010a, *A&A*, 521, A66
- Ricci, L., Testi, L., Natta, A., et al. 2010b, *A&A*, 512, A15
- Rice, W. K. M., Armitage, P. J., Wood, K., & Lodato, G. 2006, *MNRAS*, 373, 1619
- Safronov, V. S. 1972, *Evolution of the protoplanetary cloud and formation of the earth and planets*. (Israel Program for Scientific Translations, Keter Publishing House)
- Scott, E. R. D. & Krot, A. N. 2005, *Chondrites and their Components*, ed. A. M. Davis, H. D. Holland, & K. K. Turekian (Elsevier B), 143
- Sekiya, M. & Takeda, H. 2003, *Earth, Planets, and Space*, 55, 263
- Sekiya, M. & Takeda, H. 2005, *Icarus*, 176, 220
- Sellentín, E., Ramsey, J. P., Windmark, F., & Dullemond, C. P. 2013, *A&A*, 560, A96
- Shakura, N. I. & Sunyaev, R. A. 1973, *A&A*, 24, 337
- Stepinski, T. F. & Valageas, P. 1996, *A&A*, 309, 301
- Stepinski, T. F. & Valageas, P. 1997, *A&A*, 319, 1007
- Takeuchi, T. & Lin, D. N. C. 2002, *ApJ*, 581, 1344
- Tanaka, H. & Ida, S. 1999, *Icarus*, 139, 350
- Tanaka, H., Inaba, S., & Nakazawa, K. 1996, *Icarus*, 123, 450
- Tanigawa, T. & Ohtsuki, K. 2010, *Icarus*, 205, 658
- Tsiganis, K., Gomes, R., Morbidelli, A., & Levison, H. F. 2005, *Nature*, 435, 459
- Vorobyov, E. I. & Basu, S. 2010, *ApJ*, 719, 1896
- Weidenschilling, S. J. 1977, *MNRAS*, 180, 57
- Weidenschilling, S. J. 1984, *Icarus*, 60, 553
- Wetherill, G. & Stewart, G. R. 1989, *Icarus*, 77, 330
- Wurm, G., Paraskov, G., & Krauss, O. 2004, *ApJ*, 606, 983
- Youdin, A. N. & Lithwick, Y. 2007, *Icarus*, 192, 588



## Appendix A: The Minimum Mass Solar Nebula scaling

We provide in table A.1 the main quantities that are used in the article and present their scaling in the so-called ‘‘Minimum Mass Solar Nebula’’ formalism (Hayashi 1981; Nakagawa et al. 1986).

**Table A.1.** Expressions for the minimum mass nebula scaling used in this article.

Quantity	Description	Equation	Value
$m_g$	Gas molecular mass		$3.9 \times 10^{-24} \text{ g}$
$\sigma_g$	Gas collisional cross section ( $\text{H}_2$ )		$2 \times 10^{-15} \text{ cm}^2$
$\mu_g$	Gas dynamic viscosity ( $\text{H}_2$ )		$\sim 1.06 \times 10^{-4} r_{\text{AU}}^{-1/4} \text{ g cm}^{-1} \text{ s}^{-1}$
$M_*$	Stellar mass		$1.989 \times 10^{33} \text{ g}$
$\Sigma_g$	Gas surface density		$1.7 \times 10^3 \chi_{\text{MMSN}} r_{\text{AU}}^{-3/2} \text{ g cm}^{-2}$
$T$	Disk temperature		$280 r_{\text{AU}}^{-1/2} \text{ K}$
$\Omega_K$	Keplerian frequency	$\sqrt{GM_*/r^3}$	$1.99 \times 10^{-7} r_{\text{AU}}^{-3/2} \text{ s}^{-1}$
$v_K$	Keplerian velocity	$\sqrt{GM_*/r}$	$2.98 \times 10^6 r_{\text{AU}}^{-1/2} \text{ cm s}^{-1}$
$c_g$	Isothermal sound speed	$\sqrt{k_B T/m_g}$	$1.0 \times 10^5 r_{\text{AU}}^{-1/4} \text{ cm s}^{-1}$
$h_g$	Disk scale height	$c_g/\Omega_K$	$0.033 r_{\text{AU}}^{5/4} \text{ AU}$
$\rho_g$	Mid-plane gas density	$\Sigma_g/(\sqrt{2\pi}h_g)$	$1.4 \times 10^{-9} \chi_{\text{MMSN}} r_{\text{AU}}^{-11/4} \text{ g cm}^{-3}$
$\nu_g$	Gas kinematic viscosity ( $\text{H}_2$ )	$\mu_g/\rho_g$	$\sim 7.6 \times 10^4 \chi_{\text{MMSN}}^{-1} r_{\text{AU}}^{5/2} \text{ cm}^2 \text{ s}^{-1}$
$\nu_t$	Gas turbulent viscosity	$\alpha c_g h_g$	$\alpha \times 4.9 \times 10^{16} r_{\text{AU}} \text{ cm}^2 \text{ s}^{-1}$
$\eta$	Subkeplerian factor	eq. (19)	$1.8 \times 10^{-3} r_{\text{AU}}^{1/2}$
$\lambda_g$	Gas mean free path	$m_g/\sigma_g \rho_g$	$1.44 \chi_{\text{MMSN}}^{-1} r_{\text{AU}}^{11/4} \text{ cm}$
$s_{\text{lim}}$	Epstein to Stokes limiting size	$9/4 \lambda_g$	$3.23 \chi_{\text{MMSN}}^{-1} r_{\text{AU}}^{11/4} \text{ cm}$
$s_{\text{max}}$	Stokes to quadratic limiting size	$27 \lambda_g c_g / (2\eta r \Omega_K)$	$357 \chi_{\text{MMSN}}^{-1} r_{\text{AU}}^{5/2} \text{ cm}$
$\tau_s$	Dimensionless stopping time	eq. (21)	$4.8 \times 10^{-3} \chi_{\text{MMSN}}^{-2} \rho_s r_{\text{AU}}^{17/4} \min(\delta_{\text{lim}}, \delta_{\text{lim}}^2)$
$t_s$	Stopping time	$\tau_s/\Omega_K$	$24000 \chi_{\text{MMSN}}^{-2} \rho_s r_{\text{AU}}^{17/4} \min(\delta_{\text{lim}}, \delta_{\text{lim}}^2) \text{ s}$
$(r_{\text{lim}})_{\tau_s=1}$	Stokes to Epstein orbital distance for $\tau_s = 1$		$3.5 \chi_{\text{MMSN}}^{8/17} \rho_s^{-4/17} \text{ AU}$
$\tau_f$	Dimensionless friction time	eq. (98)	$1.3 \times 10^8 \chi_{\text{MMSN}}^{-2} \rho_s R_p^{-1} r_{\text{AU}}^{23/4} \max(\delta_{\text{lim}}, \delta_{\text{lim}}^2)$
$R_B$	Bondi radius	eq. (79)	$95.6 \tilde{\rho}_p R_{p,100\text{km}}^3 \text{ [km]}$
$R_H$	Hill radius	eq. (78)	$1.33 \times 10^5 \tilde{\rho}_p^{1/3} R_{p,100\text{km}} r_{\text{AU}} \text{ [km]}$
$R_p^{R_B=R_p}$	geometrical-Bondi limit	eq. (80)	$102 \tilde{\rho}_p^{-1/2} \text{ [km]}$
$R_p^{R_B=R_H}$	Bondi-Hill limit	eq. (81)	$1180 \tilde{\rho}_p^{-1/3} r_{\text{AU}}^{1/2} \text{ [km]}$

Notes:  $r_{\text{AU}} \equiv r/\text{AU}$ ;  $\delta_{\text{lim}} \equiv s/s_{\text{lim}}$ ;  $x_{\text{lim}} \equiv r/r_{\text{lim}}$ .

$\mu_g = 8.76 \times 10^{-5} 365.85/(T + 72 \text{ K})(T/293.85 \text{ K})^{3/2}$  (Sutherland’s formula).

## Appendix B: Geometric collision probability with shear

We derive the expression for the geometric collision probability and show that it is identical to that derived by Ormel & Klahr (2010). From eqs. (23a) and (23b) and accounting for both the (assumed inward) radial velocity of the gas due turbulent viscosity  $v_\nu$  and the shear in the disk,

$$\Delta v_r = -\frac{2(\tau_s + \tau_{s,\nu})}{1 + \tau_s^2} \eta v_{K,0}, \quad (\text{B.1a})$$

$$\Delta v_\theta = -\frac{1}{1 + \tau_s^2} \eta v_{K,0} - \frac{3}{2} x \Omega_{K,0}, \quad (\text{B.1b})$$

where, following Ormel & Klahr (2010), we have used an expansion around the location of the planetesimal ( $\Omega_{K,0} \equiv \Omega_K(x=0)$ ) and  $x$  is the radial distance from the planetesimal at which the collision with the dust particle takes place. For simplicity, we assume that on average  $x = R_p/2$ . This yields the impact rate in the geometrical limit as:

$$\mathcal{R}_{2D,\text{geo,circ}} = 2R_p \eta v_K \frac{2(\tau_s + \tau_{s,\nu})}{1 + \tau_s^2} \sqrt{1 + \left[ \frac{4\eta + 3(R_p/r)(1 + \tau_s^2)}{8\eta(\tau_s + \tau_{s,\nu})} \right]^2}, \quad (\text{B.2})$$

where we have dropped the 0 labels. When  $v_\nu = 0$ , this expression is equivalent to eq. (22) of Ormel & Klahr (2010) who derive this impact rate by an analysis of the trajectory of dust particles. In most cases that we will consider  $\eta\tau_s \ll R_p/r$  so that shear may be neglected and  $\mathcal{R} \sim 6R_p\eta v_K\tau_s/(1 + \tau_s^2)$ : the collision rate is the product of the cross section  $2R_p$  and the encounter velocity  $3\eta v_K\tau_s/(1 + \tau_s^2)$ .

The two-dimensional probability that a planetesimal will accrete a given dust grain is then given by eq. (35):

$$\mathcal{P}_{2D,geo,circ} = \frac{R_p}{\pi r} \sqrt{1 + \left[ \frac{4\eta + 3(R_p/r)(1 + \tau_s^2)}{8\eta(\tau_s + \tau_{s,\nu})} \right]^2}. \quad (\text{B.3})$$

This equation may be approximated in the different regimes (from small to large particles):

$$\mathcal{P}_{2D,geo,circ} \approx \frac{R_p}{\pi r} \max \left[ \frac{1}{2(\tau_s + \tau_{s,\nu})}, 1, \frac{3}{8} \frac{R_p}{r} \frac{\tau_s}{\eta} \right]. \quad (\text{B.4})$$

The lowest capture probability  $R_p/\pi r$  corresponds to dust particles with  $\tau_s \sim 1$  which drift in with a speed that is comparable to the headwind felt by the planetesimal. One can expect that these particles will be the most difficult to filter. For smaller  $\tau_s$  values, the slower drift leads to a higher probability, limited by the gas drift. For large  $\tau_s$  values, the drift rate also decreases and the effect of the Keplerian shear across the planetesimal becomes dominant. The capture probability then becomes a very steep function of the planetesimal size ( $\propto R_p^3$  in the Epstein regime and  $\propto R_p^4$  in the Stokes regime). However, shear becomes important only for very large planetesimals ( $R_p \gtrsim 7200 \text{ km} \tau_s^{-1} r_{\text{AU}}^{3/2}$  for the MMSN). It only concerns cases for which the collisions take place in the settling or 3-body regimes. Shear can thus be neglected for the geometrical regime.

## Appendix C: Analytical estimates for small grains (geometric, hydro and settling regimes)

We provide here analytical estimates for the collision probabilities and filtering efficiencies for the geometric and settling regimes. In order to provide tractable relations, we make the following simplifications:

- We study only relatively small particles such that  $\tau_s < 1$ , corresponding generally to  $s \lesssim 1 \text{ m}$ .
- Given the above assumption, we use  $\Delta v = \eta v_K$  for the dust-planetesimal encounter velocity.
- We approximate  $\chi_{\alpha,\tau_s}$  defined by eq. (46) as follows:

$$\chi_{\alpha,\tau_s} \approx \min(1.7/\alpha, 1/(2\sqrt{\alpha\tau_s})). \quad (\text{C.1})$$

We thus separate small particles with  $\tau_s \leq \tau_{s,\nu} \sim 0.3^2\alpha$  which have not settled from larger particles for which  $h_d(\tau_s) < h_g$ .

- We consider cases for which the planetesimal capture radius is smaller than the dust disk scale height and thus eq. (43) can be simplified as:

$$\mathcal{P} = \frac{\sqrt{\pi}}{2} \frac{b}{h_d} \mathcal{P}_{2D}. \quad (\text{C.2})$$

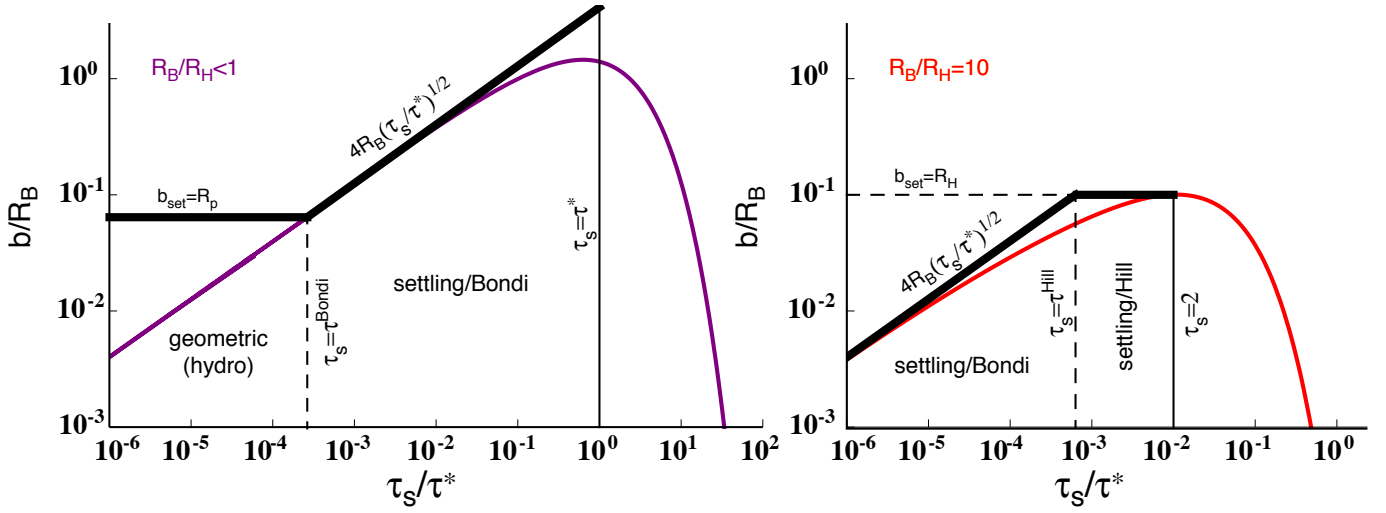
- We do not consider the Safronov and 3-body regimes.

Given a known encounter velocity, the calculation of the collision probability only requires that of the planetesimal effective capture radius. We know that it is extremely small in the hydro regime and equal to  $R_p$  in the geometric regime. In the settling regime, it is given by eq. 88. As shown in fig. 9, the settling regime may be subdivided into a Bondi regime, in which the capture radius is proportional to  $\tau_s^{1/2}$  and a Hill regime in which the capture radius is approximately independent of  $\tau_s$  and equal to the Hill radius. We thus approximate the effective capture radius of planetesimals/embryos in the different regimes as:

$$b(\tau_s) \approx \begin{cases} 0 & \text{in the hydro regime} \\ R_p & \text{in the geometric regime} \\ 4R_B(\tau_s/\tau_s^*)^{1/2} & \text{in the Bondi regime,} \\ R_H & \text{in the Hill regime,} \end{cases} \quad (\text{C.3})$$

and  $\tau_s^*$  is defined by eq. (86). The different regimes are defined by the following relations:

$$\begin{cases} \tau_s \leq \tau_s^{\text{hydro}} \text{ and } \tau_s \leq \tau_s^{\text{Bondi}} & \text{for the hydro regime} \\ \tau_s > \tau_s^{\text{hydro}} \text{ or } \tau_s > \tau_s^* & \text{for the geometrical regime} \\ \tau_s > \tau_s^{\text{Bondi}} \text{ and } \tau_s \leq \min(\tau_s^*, \tau_s^{\text{Hill}}) & \text{for the settling/Bondi regime} \\ \tau_s > \tau_s^{\text{Hill}} \text{ and } \tau_s \leq 2 & \text{for the settling/Hill regime} \end{cases} \quad (\text{C.4})$$



**Fig. C.1.** Value of the effective capture radius  $b_{\text{set}}$  in units of the Bondi radius  $r_B$  from eq. (88) (colored curves) together with the approximation used in eq. (C.3) (thick black lines). *Left panel:* Solution when the Bondi radius is smaller than the Hill radius. *Right panel:* Solution when the Bondi radius is larger than the Hill radius (specifically, the solution of eq. (88) is shown for  $R_B/R_H = 10$ ).

And the dimensionless stopping times for the different regimes are defined by eq. (86) for  $\tau_s^*$ , eq. (98) and  $\tau_f = 1$  for  $\tau_s^{\text{hydro}}$ ,  $4R_B(\tau_s^{\text{Bondi}}/\tau_s^*)^{1/2} = R_p$  for  $\tau_s^{\text{Bondi}}$  and  $4R_B(\tau_s^{\text{Hill}}/\tau_s^*)^{1/2} = R_H$  for  $\tau_s^{\text{Hill}}$ . These and their MMSN approximations are thus respectively:

$$\tau_s^{\text{hydro}} = \frac{1}{\eta} \frac{R_p}{r} \approx 3.68 \times 10^{-4} \left( \frac{R_p}{100 \text{ km}} \right) \left( \frac{r}{1 \text{ AU}} \right)^{-3/2}, \quad (\text{C.5})$$

$$\tau_s^* = 4 \frac{\mu_p}{\eta^3} \approx 1.41 \times 10^{-3} \left( \frac{\tilde{\rho}_p}{1 \text{ g/cm}^3} \right) \left( \frac{R_p}{100 \text{ km}} \right)^3 \left( \frac{r}{1 \text{ AU}} \right)^{-3/2}, \quad (\text{C.6})$$

$$\tau_s^{\text{Bondi}} = \frac{1}{4} \frac{\eta}{\mu_p} \frac{R_p^2}{r^2} \approx 3.85 \times 10^{-4} \left( \frac{\tilde{\rho}_p}{1 \text{ g/cm}^3} \right)^{-1} \left( \frac{R_p}{100 \text{ km}} \right)^{-1} \left( \frac{r}{1 \text{ AU}} \right)^{-3/2}, \quad (\text{C.7})$$

$$\tau_s^{\text{Hill}} = \frac{1}{24^{2/3}} \frac{\eta}{\mu_p^{1/3}} \approx 0.681 \left( \frac{\tilde{\rho}_p}{1 \text{ g/cm}^3} \right)^{-1/3} \left( \frac{R_p}{1000 \text{ km}} \right)^{-1} \left( \frac{r}{1 \text{ AU}} \right)^{1/2}. \quad (\text{C.8})$$

One can note that the value of  $\tau_s^*$  is proportional to  $\mu_p$  and reaches  $\tau_s^* = 2$  for the Hill-dominated settling regime ( $R_p \sim 1000 \text{ km}$ ). Importantly,  $\tau_s^* = \tau_s^{\text{Bondi}} = \tau_s^{\text{hydro}} \equiv \tau_s^0$  for  $R_p \equiv R_p^0$ , with

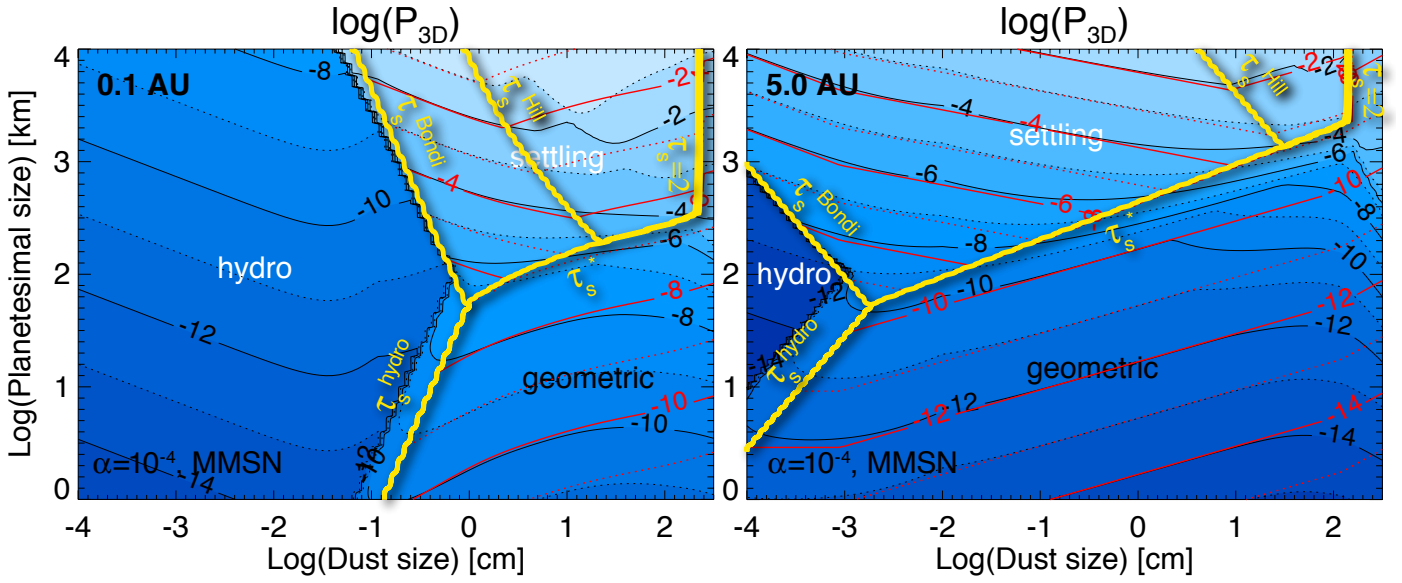
$$\tau_s^0 = \frac{3^{1/2}}{4\pi^{1/2}} \left( \frac{M_*}{\tilde{\rho}_p r^3} \right)^{1/2} \approx 1.88 \times 10^{-4} \left( \frac{\tilde{\rho}_p}{1 \text{ g/cm}^3} \right)^{-1/2} \left( \frac{r}{1 \text{ AU}} \right)^{-3/2}, \quad (\text{C.9})$$

$$R_p^0 = \tau_s^0 \eta r \approx 51.1 \left( \frac{\tilde{\rho}_p}{1 \text{ g/cm}^3} \right)^{-1/2} \text{ km}. \quad (\text{C.10})$$

### Appendix C.1: Collision probabilities

Using eqs. (C.2), (31), (35), (78), (79), and (86), the collision probabilities for the three regimes defined in eq. (C.3) write:

$$\mathcal{P} \approx \begin{cases} 0 & \text{in the hydro regime,} \\ \frac{1}{2\sqrt{\pi}} \frac{R_p^2}{r h_g} \chi_{\alpha, \tau_s} & \text{in the geometric regime,} \\ \frac{2}{\sqrt{\pi}} \frac{r}{h_g} \frac{\mu_p \tau_s}{\eta} \chi_{\alpha, \tau_s} & \text{in the settling/Bondi regime,} \\ \frac{1}{24^{2/3}} \frac{r}{\sqrt{\pi} h_g} \mu_p^{2/3} \tau_s \chi_{\alpha, \tau_s} & \text{in the settling/Hill regime.} \end{cases} \quad (\text{C.11})$$



**Fig. C.2.** Value of the collision probability  $\log \mathcal{P}$  obtained by the full theory (black contours) and by the simplified one (red contours), for the MMSN and  $\alpha = 10^{-4}$ . The two panels are for two orbital distances: 0.1 AU (left) and 5 AU (right). The yellow lines are limiting values of the stopping time,  $\tau_s^{\text{hydro}}$  [eq. (C.5)],  $\tau_s^*$  [eq. (C.6)],  $\tau_s^{\text{Bondi}}$  [eq. (C.7)] and  $\tau_s^{\text{Hill}}$  [eq. (C.8)], respectively.

When using the approximation from eq. (C.1) and the MMSN scalings from section A, this yields for small particles such that  $\tau_s < 0.09\alpha$ :

$$\mathcal{P}_{\text{MMSN}} \approx \begin{cases} 4.44 \times 10^{-14} \left(\frac{\alpha}{10^{-2}}\right)^{-1} \left(\frac{R_p}{1 \text{ km}}\right)^2 \left(\frac{r}{1 \text{ AU}}\right)^{-9/4} & \text{in the geometric regime,} \\ 4.15 \times 10^{-9} \left(\frac{\tau_s}{0.09\alpha}\right) \left(\frac{\tilde{\rho}_p}{1 \text{ g/cm}^3}\right) \left(\frac{R_p}{100 \text{ km}}\right)^3 \left(\frac{r}{1 \text{ AU}}\right)^{-3/4} & \text{in the settling/Bondi regime,} \\ 7.86 \times 10^{-4} \left(\frac{\alpha}{10^{-2}}\right)^{-1} \left(\frac{\tilde{\rho}_p}{1 \text{ g/cm}^3}\right)^{2/3} \left(\frac{R_p}{1000 \text{ km}}\right)^2 \left(\frac{r}{1 \text{ AU}}\right)^{-1/4} & \text{in the settling/Hill regime.} \end{cases} \quad (\text{C.12})$$

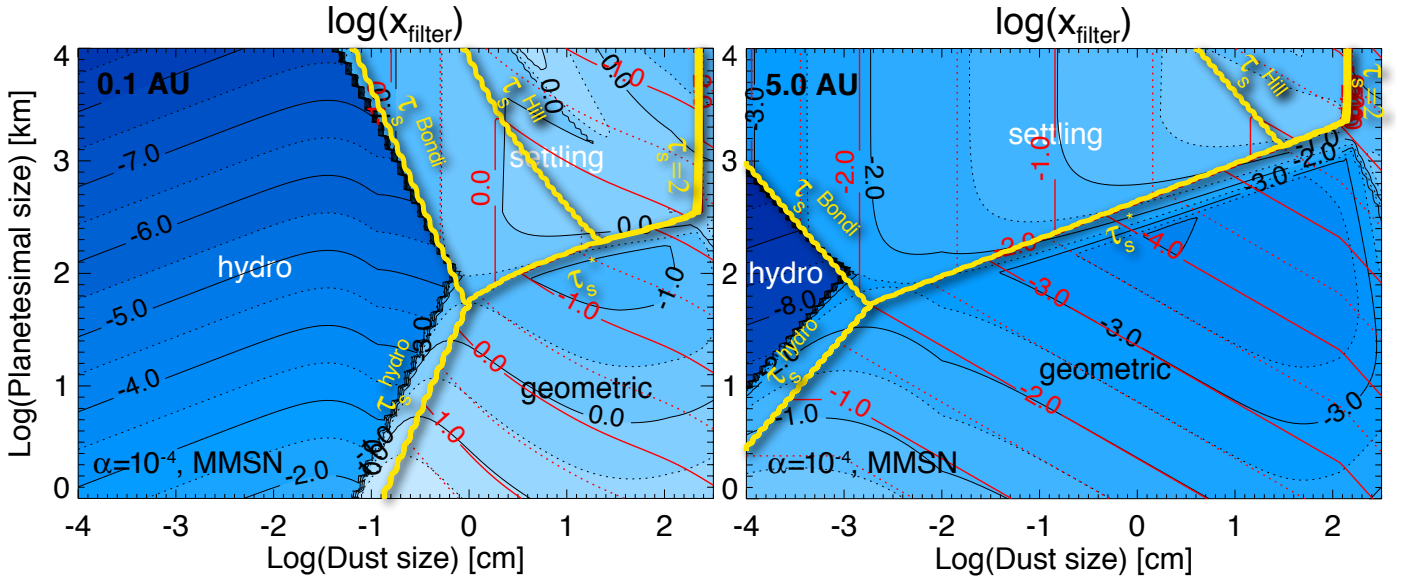
and for medium-size particles such that  $0.09\alpha \leq \tau_s < \min(\tau_s^*, 2)$ :

$$\mathcal{P}_{\text{MMSN}} \approx \begin{cases} 4.44 \times 10^{-14} \left(\frac{\tau_s}{0.09\alpha}\right)^{-1/2} \left(\frac{\alpha}{10^{-2}}\right)^{-1} \left(\frac{R_p}{1 \text{ km}}\right)^2 \left(\frac{r}{1 \text{ AU}}\right)^{-9/4} & \text{in the geometric regime,} \\ 5.19 \times 10^{-9} \left(\frac{\tau_s}{\tau_s^*}\right)^{1/2} \left(\frac{\alpha}{10^{-2}}\right)^{-1/2} \left(\frac{\tilde{\rho}_p}{1 \text{ g/cm}^3}\right)^{3/2} \left(\frac{R_p}{100 \text{ km}}\right)^{9/2} \left(\frac{r}{1 \text{ AU}}\right)^{-3/2} & \text{in the settling/Bondi regime,} \\ 5.71 \times 10^{-5} \left(\frac{\tau_s}{\tau_s^{\text{Hill}}}\right)^{-1/2} \left(\frac{\alpha}{10^{-2}}\right)^{-1/2} \left(\frac{\tilde{\rho}_p}{1 \text{ g/cm}^3}\right)^{5/6} \left(\frac{R_p}{1000 \text{ km}}\right)^{5/2} \left(\frac{r}{1 \text{ AU}}\right)^{-1/2} & \text{in the settling/Hill regime.} \end{cases} \quad (\text{C.13})$$

Note that in these expressions, the scaling of the particle size (stopping time) was adjusted to be centered on the maximum collision probability in each regime.

Figure C.2 shows that the simplified solutions are good approximation to the full solutions, except for large grains with  $\tau_s \gtrsim 2$  and at the interface between the settling and geometric regimes (along the  $\tau_s^*$  line). In the settling regime, the maximum collision probability is obtained for dust such that  $\tau_s = \tau_s^{\text{Hill}}$ , i.e. with a stopping time equal to the Hill sphere crossing time. For a low value of the turbulence parameter  $\alpha = 10^{-4}$ , a 1  $M_{\oplus}$  embryo (corresponding to  $R_p = 11250 \text{ km}$  for a  $\tilde{\rho}_p = 1 \text{ g cm}^{-3}$  density) would have  $\mathcal{P}_{\text{MMSN}} \approx 0.24/\sqrt{r_{\text{AU}}}$  for particles such that  $\tau_s = \tau_s^{\text{Hill}} \approx 0.015\sqrt{r_{\text{AU}}}$ , i.e. for centimeter-size pebbles between 1 and 10 AU.





**Fig. C.3.** Value of the filtering efficiency  $\log x_{\text{filter}}$  obtained by the full theory (black contours) and by the simplified one (red contours), for the MMSN and  $\alpha = 10^{-4}$ . The two panels are for two orbital distances: 0.1 AU (left) and 5 AU (right). (See fig. C.2 for a full description.)

### Appendix C.2: Filtering efficiency

The filtering efficiency as defined by eq. (57) writes for the regimes considered:

$$x_{\text{filter}} \approx \begin{cases} 0 & \text{in the hydro regime,} \\ \frac{3}{8\sqrt{\pi}} \frac{r}{h_g} \frac{\Sigma_p}{\tilde{\rho}_p R_p} \chi_{\alpha, \tau_s} & \text{in the geometric regime,} \\ 2\sqrt{\pi} \frac{r}{h_g} \frac{r^2 \Sigma_p}{M_*} \frac{\tau_s}{\eta} \chi_{\alpha, \tau_s} & \text{in the settling/Bondi regime,} \\ \frac{\sqrt{\pi}}{24^{2/3}} \frac{r}{h_g} \frac{r^2 \Sigma_p}{m_p^{1/3} M_*^{2/3}} \tau_s \chi_{\alpha, \tau_s} & \text{in the settling/Hill regime.} \end{cases} \quad (\text{C.14})$$

The MMSN scaling then yields, for small particles such that  $\tau_s < 0.09\alpha$ :

$$x_{\text{filter, MMSN}} \approx \begin{cases} 0.127 \left(\frac{\alpha}{10^{-2}}\right)^{-1} \left(\frac{\tilde{\rho}_p}{1 \text{ g/cm}^3}\right)^{-1} \left(\frac{R_p}{1 \text{ km}}\right)^{-1} \left(\frac{r}{1 \text{ AU}}\right)^{-7/4} & \text{in the geometric regime,} \\ 0.0119 \left(\frac{\tau_s}{0.09\alpha}\right) \left(\frac{r}{1 \text{ AU}}\right)^{-1/4} & \text{in the settling/Bondi regime,} \\ 2.24 \left(\frac{\alpha}{10^{-2}}\right)^{-1} \left(\frac{\tilde{\rho}_p}{1 \text{ g/cm}^3}\right)^{-1/3} \left(\frac{R_p}{1000 \text{ km}}\right)^{-1} \left(\frac{r}{1 \text{ AU}}\right)^{1/4} & \text{in the settling/Hill regime.} \end{cases} \quad (\text{C.15})$$

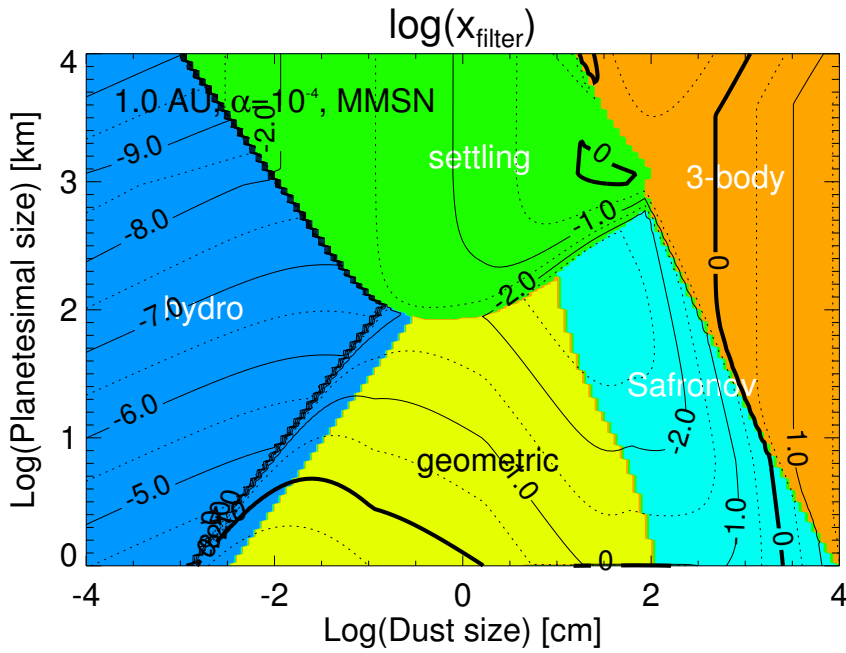
and for medium-size particles such that  $0.09\alpha \leq \tau_s < \min(\tau_s^*, 2)$ :

$$x_{\text{filter, MMSN}} \approx \begin{cases} 0.127 \left(\frac{\tau_s}{0.09\alpha}\right)^{-1/2} \left(\frac{\alpha}{10^{-2}}\right)^{-1} \left(\frac{\tilde{\rho}_p}{1 \text{ g/cm}^3}\right)^{-1} \left(\frac{R_p}{1 \text{ km}}\right)^{-1} \left(\frac{r}{1 \text{ AU}}\right)^{-7/4} & \text{in the geometric regime,} \\ 0.0148 \left(\frac{\tau_s}{\tau_s^*}\right)^{1/2} \left(\frac{\alpha}{10^{-2}}\right)^{-1/2} \left(\frac{\tilde{\rho}_p}{1 \text{ g/cm}^3}\right)^{1/2} \left(\frac{R_p}{100 \text{ km}}\right)^{3/2} \left(\frac{r}{1 \text{ AU}}\right)^{-1} & \text{in the settling/Bondi regime,} \\ 0.163 \left(\frac{\tau_s}{\tau_s^{\text{Hill}}}\right)^{-1/2} \left(\frac{\alpha}{10^{-2}}\right)^{-1/2} \left(\frac{\tilde{\rho}_p}{1 \text{ g/cm}^3}\right)^{-1/6} \left(\frac{R_p}{1000 \text{ km}}\right)^{-1/2} & \text{in the settling/Hill regime.} \end{cases} \quad (\text{C.16})$$

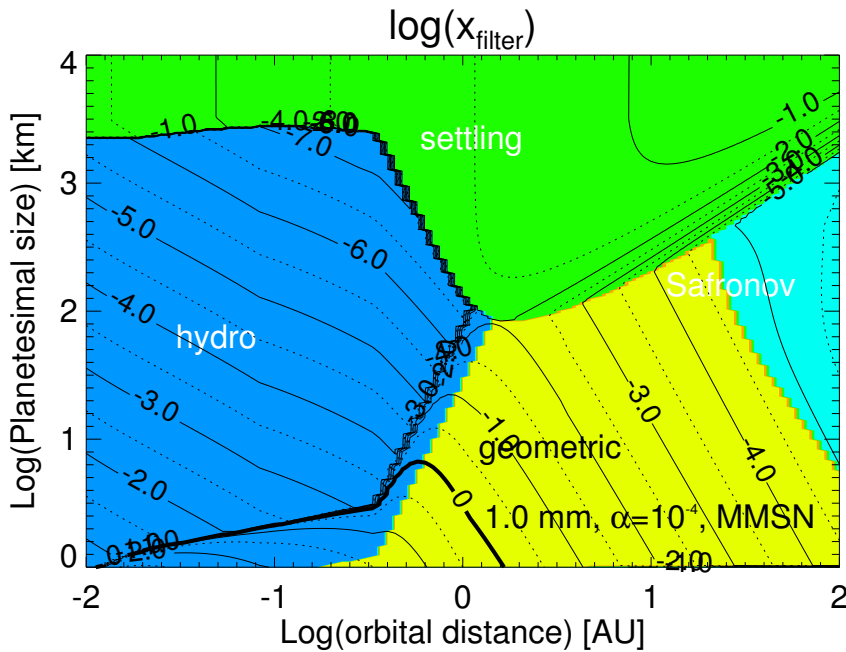
Figure C.3 compares the values of  $x_{\text{filter}}$  obtained with the full theory and the simplified one, again showing good agreement except for large grains beyond meter-size and near the  $\tau_s$  line. For increasing planetesimal sizes, the maximum filtering efficiency is obtained along  $\tau_s = \tau_s^{\text{hydro}}$ , then  $\tau_s = \tau_s^*$  and finally  $\tau_s = \tau_s^{\text{Hill}}$ .

### Appendix D: Results for a disk with $\alpha = 10^{-4}$

Given the inefficient filtering obtained in the high turbulence,  $\alpha = 10^{-2}$ , case, we now consider the weak turbulence case, with  $\alpha = 10^{-4}$ . This is more favorable because dust settles closer to the mid-plane and the mean gas flow is also slower.



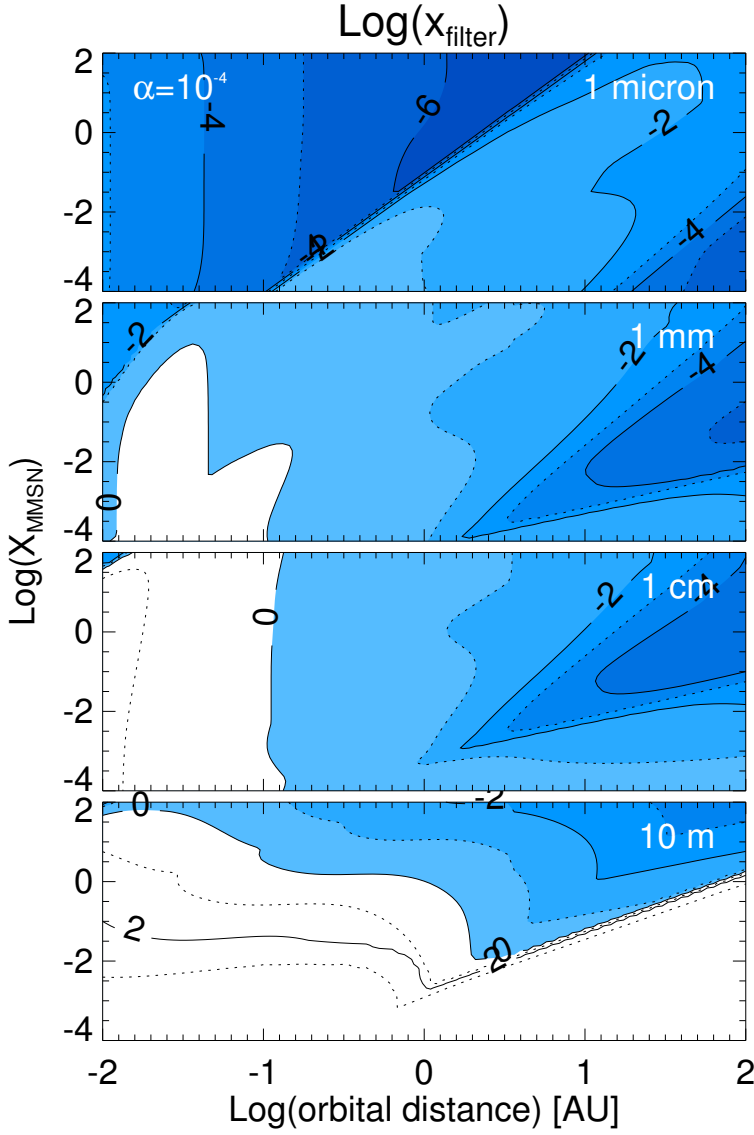
**Fig. D.1.** Contours of the filtering efficiency by a MMSN planetesimal disk at 1 AU for  $\alpha = 10^{-4}$ , assuming all the planetesimals and dust grains have a unique size. The contour indicating perfect filtering efficiency for  $\log_{10} x_{\text{filter}} = 0$  is highlighted in bold.



**Fig. D.2.** Contours of the filtering efficiency by a MMSN planetesimal disk for 1 mm dust for  $\alpha = 10^{-4}$ , assuming all the planetesimals have a unique size. The contour indicating perfect filtering efficiency for  $\log_{10} x_{\text{filter}} = 0$  is highlighted in bold.

Figures D.1 and D.2 show the resulting filtering efficiency, both at 1 AU and for 1 mm dust, as a function of orbital distance. At 1 AU, efficient filtering is achieved for a wider range of dust and planetesimal sizes, basically for dust of  $10 \mu\text{m}$  to 1 cm and planetesimals a less than a few kilometers in radius. A small island with  $x_{\text{filter}} \gtrsim 1$  also appears in the settling regime, for meter-size “dust” and planetesimals of  $\sim 1000$  km in radius. Compared to figs. 18 and 19 in the  $\alpha = 10^{-2}$  case, there is about an order of magnitude increase in the filtering efficiency.

Figure D.3, shows how a lower value of the turbulence parameter  $\alpha = 10^{-4}$  affects filtering by a distribution of planetesimals between 1 and 1000 km. Compared to fig. 20 for  $\alpha = 10^{-2}$ , filtering is found to be more efficient of course. For example, 1 mm-size dust may now be efficiently captured in an MMSN disk inside about 0.03 AU while a value of  $x_{\text{filter}} = 1$  is never reached for the high turbulence case until the gas disk has shrunk to about 1% of the MMSN value. Similarly, 1 cm-size grains may be captured with an efficiency close to unity inside of 0.1 AU compared to about 0.05 AU for  $\alpha = 10^{-2}$  case. In the 0.1 to 1 AU range a wide range of small grains may be captured with an efficiency between 1 and 0.1. However, the dependence as a function of  $\chi_{\text{MMSN}}$  remains relatively weak, as in the strong turbulence case.



**Fig. D.3.** Filtering efficiency of a swarm of planetesimals with radii between 1 and 1000 km as a function of orbital distance and mass of the gas disk for  $\alpha = 10^{-4}$ . (See fig. 20 for details.)

## Appendix E: Dependence with the planetesimal scale height

All the results presented so far assumed a rather low value of the planetesimal scale height  $h_p = 0.01h_g$ . This favors the filtering of particles able to settle to the mid-plane in a thin plane. In fig. E.1 we show how the integrated filtering efficiency  $X_{\text{filter}}$  depends on the value of  $h_p$ . We select a low value of the turbulence parameter  $\alpha = 10^{-4}$  because this is where the differences are most important. With an infinitely thin planetesimal disk ( $h_p = 0$ , left panels), we obtain results which are very similar to our fiducial case ( $h_p/h_g = 0.01$ ) shown in fig. 22.

When we increase the planetesimal scale height, the filtering of large particles becomes less efficient, as shown by the middle and right panels of fig. E.1. Specifically, compared to the case when  $h_p = 0$ , changes occur for particles larger than about 1 cm when we consider  $h_p/h_g = 0.1$  and for particles larger than about 0.1 cm when we consider  $h_p/h_g = 1.0$ .

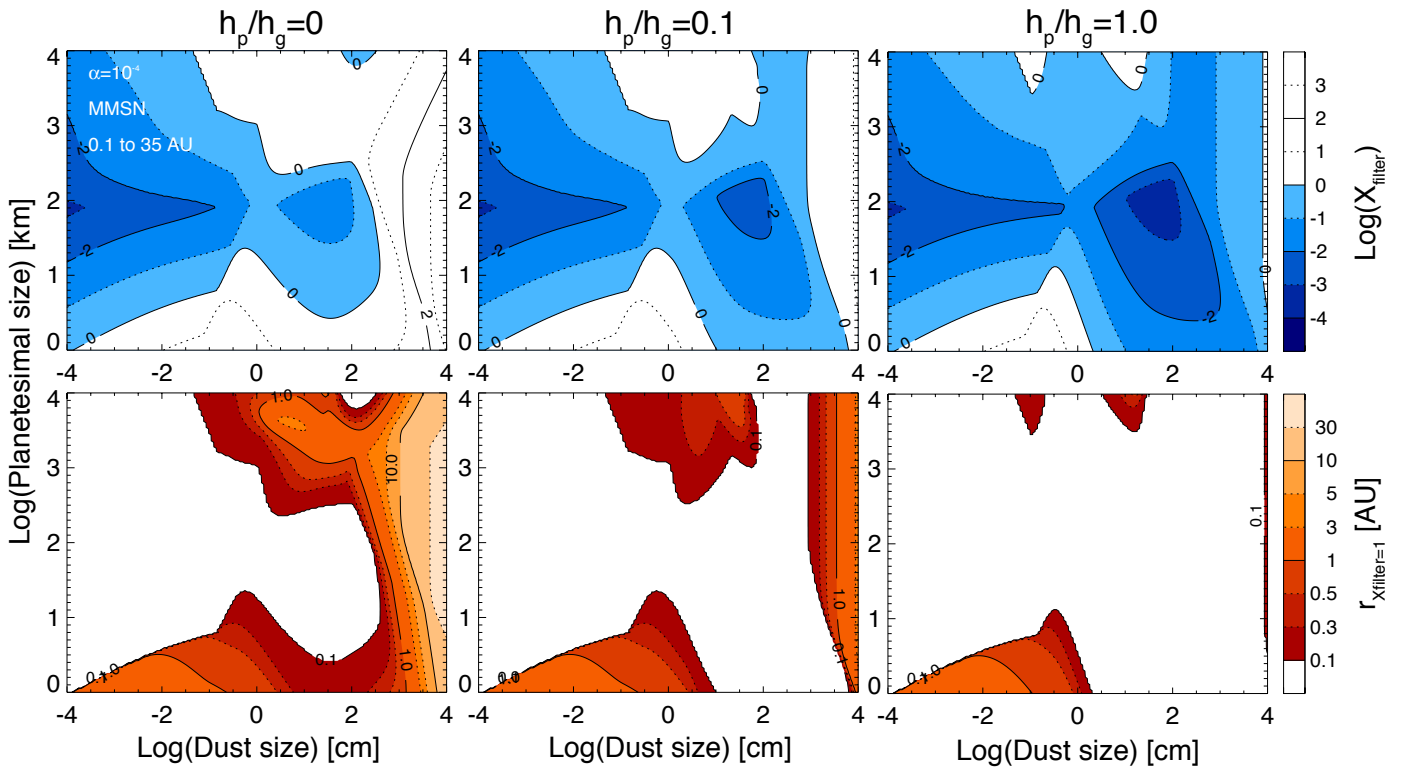
Let us first consider the limit for which eq. (43) becomes independent of  $h_p$  and the problem may be considered two-dimensional. This occurs when the cross section of the embryos becomes so large that  $b > (2/\sqrt{\pi})h_p$ . By writing  $\beta \equiv R_H/b$ , one may show that this occurs when

$$\mu_p > \frac{24}{\pi^{3/2}} \left( \frac{\beta h_p}{r} \right)^3. \quad (\text{E.1})$$

For the MMSN disk at 1 AU, this is equivalent to

$$R_p > 41,800\beta(h_p/h_g)(\tilde{\rho}_p/1 \text{ g cm}^{-3})^{-1/3} \text{ km}$$

$$M_p > 51.2\beta^3(h_p/h_g)^3 M_\oplus.$$



**Fig. E.1.** Filtering efficiency of dust of 1 micron to 100 meters by a MMSN planetesimal belt with planetesimals of 1 to 10,000 km in radius extending from 0.1 to 35 AU for a turbulent parameter  $\alpha = 10^{-4}$  and various ratios of the planetesimal to gas scale height, from an infinitely thin planetesimal disk with  $h_p/h_g = 0$  (left panels), to  $h_p/h_g = 0.1$  (middle panels) and  $h_p/h_g = 1.0$  (right panels). As in figs. 21 and 22, the top panels show the contours of the disk-integrated filtering factor  $X_{\text{filter}}$  while the bottom panels show the orbital distance at which  $X_{\text{filter}}(r) = 1$  for dust particles drifting in from beyond 35 AU.

For large embryos we expect  $\beta \gtrsim 1$  with a significant dependence on  $\tau_s$  (see Appendix C). In the regime that we considered in this work eq. (E.1) is not satisfied, but it would be for embryos larger than a few Earth masses which may then accrete more efficiently.

The decrease of the filtering efficiency with increasing  $h_p$  value seen in fig. E.1 is hence a direct consequence of the fact that when eq. (E.1) is not satisfied, the three-dimensional collision probability given by eq. (43) depends on the maximum of  $h_d$  and  $h_p$ . The probability thus becomes dependent on  $h_p$  when  $h_p > h_d$ , that is when

$$\tau_s > \alpha(h_g/h_p)^2. \quad (\text{E.2})$$

For  $\alpha = 10^{-4}$ , this implies that we expect lower collision probability and filtering efficiency when compared to the  $h_p = 0$  case when  $\tau_s = 10^{-2}$  for  $h_p/h_g = 0.1$  and  $\tau_s = 10^{-4}$  for  $h_p/h_g = 1$ . According to fig. 3 (around 1 AU), this corresponds to  $s \approx 1$  cm and 1 mm, in good agreement with the results of fig. E.1.

The question whether large boulders may be efficiently filtered by planetary embryos thus depends crucially on whether these embryos effectively lie close to the mid-plane. In the case of a weakly turbulent disk with  $\alpha = 10^{-4}$ , this is the case when the ratio of the embryo to gas scale height  $h_p/h_g = 0.01$  or lower, but we notice that an efficient filtering in the settling regime becomes limited to pebbles less than about a meter in size when  $h_p/h_g = 0.1$  and that it mostly disappears for  $h_p = h_g$ . A detailed, size-dependent calculation of  $h_p$  is therefore critical to determine whether planetary embryos may filter large particles in the disk and grow through that mechanism.