



**HAL**  
open science

## Scaling laws for the bifurcation escape rate in a nanomechanical resonator

Michael Defoort, V. Puller, O. Bourgeois, F. Pistolesi, E. Collin

► **To cite this version:**

Michael Defoort, V. Puller, O. Bourgeois, F. Pistolesi, E. Collin. Scaling laws for the bifurcation escape rate in a nanomechanical resonator. *Physical Review E: Statistical, Nonlinear, and Soft Matter Physics*, 2015, 92 (5), pp.050903(R). 10.1103/PhysRevE.92.050903 . hal-01064458v1

**HAL Id: hal-01064458**

**<https://hal.science/hal-01064458v1>**

Submitted on 24 Sep 2014 (v1), last revised 23 Nov 2015 (v2)

**HAL** is a multi-disciplinary open access archive for the deposit and dissemination of scientific research documents, whether they are published or not. The documents may come from teaching and research institutions in France or abroad, or from public or private research centers.

L'archive ouverte pluridisciplinaire **HAL**, est destinée au dépôt et à la diffusion de documents scientifiques de niveau recherche, publiés ou non, émanant des établissements d'enseignement et de recherche français ou étrangers, des laboratoires publics ou privés.

# Scaling laws for the bifurcation-escape rate in a nanomechanical resonator

M. Defoort,<sup>1</sup> V. Puller,<sup>2</sup> O. Bourgeois,<sup>1</sup> F. Pistolesi,<sup>2</sup> and E. Collin<sup>1</sup>

<sup>1</sup> *Université Grenoble Alpes, CNRS Institut NÉEL,  
BP 166, 38042 Grenoble Cedex 9, France*

<sup>2</sup> *Univ. Bordeaux, LOMA, UMR 5798, F-33400 Talence, France  
CNRS, LOMA, UMR 5798, F-33400 Talence, France*

We report on experimental and theoretical studies of the fluctuation-induced escape time from a metastable state of a nanomechanical Duffing resonator in cryogenic environment. By tuning in situ the non-linear coefficient  $\gamma$  we could explore a wide range of the parameter space around the bifurcation point, where the metastable state becomes unstable. We measured in a relaxation process the distribution of the escape times. We have been able to verify its exponential distribution and extract the escape rate  $\Gamma$ . We investigated the scaling of  $\Gamma$  with respect to the distance to the bifurcation point and  $\gamma$ , finding an unprecedented quantitative agreement with the theoretical description of the stochastic problem. Simple power scaling laws turn out to hold in a large region of the parameter's space, as anticipated by recent theoretical predictions.

PACS numbers: 85.85.+j, 05.40.-a, 05.10.Gg, 05.70.Ln

Transition from a metastable to a stable state is a phenomenon of ubiquitous interest in science: in thermal equilibrium it is the essence of the activation law in chemistry [1], it underlies nucleation in phase transitions, magnetization reversal in molecular magnets [2], biological switches in cells behavior [3], transitions of Josephson junctions [4] or fluctuations in SQUIDS [5], the list being obviously non-exhaustive. More recently the study of escape statistics has been possible also for out-of-equilibrium *dynamical* systems like Penning traps [6], Josephson junctions [7], and nano-electromechanical systems [8–12]: the state-switching effect is extensively used in bifurcation amplifiers, with for instance state-of-the-art quantum bit readout schemes [13]. In most of these cases the escape time distribution is exponential and the rate  $\Gamma$  characterizes completely the phenomenon. Analytical solutions [14] of the dynamical equations show that its value depends exponentially on a parameter  $D^{-1}$ , that coincides with the (inverse of the) temperature for equilibrium systems and more generally is related to the power spectrum of the relevant fluctuations. One can then write:

$$\Gamma = \Gamma_0 \exp^{-E_a/D}, \quad (1)$$

where the prefactor  $\Gamma_0$  is assumed to depend very weakly on  $D$ , and  $E_a$  in analogy with a potential system can be called activation energy: it parametrizes the distance to the unstable point. For out-of-equilibrium systems a central theoretical result is the paper by Dykman and Krivoglaz [15], that found an explicit expression for  $E_a$  and  $\Gamma_0$  for a generic dynamical system close to the bifurcation point, where the line of metastable states joins the line of unstable ones. It predicts universal power laws dependence of  $E_a$  and  $\Gamma_0$  on the distance from the bifurcation point in terms of  $|\omega - \omega_b|$ , where  $\omega$  is the driving frequency of the dynamical system and  $\omega_b$  is its bifurcation value. Direct experimental measurement of the escape time and study of the dependence of  $E_a$  and  $\Gamma_0$  over a wide range of the system parameters is not a trivial

task, since the exponential dependence of the escape time makes it either too long or too short for a reasonable observation protocol. For dynamical systems the resonating period fixes a lower bound on the time. Nano-mechanical resonators with resonance frequency in the MHz range are thus particularly interesting to investigate the bifurcation instability of Duffing oscillators. They are high frequency resonators with a high quality factor for which the distance to the bifurcation point can be directly controlled. It is actually in micro and nano mechanical systems that a measurement of the power law dependence of  $E_a$  has been performed giving the predicted value within experimental error [8, 9]. Nevertheless, the activation energy has been claimed to match theory at best within a factor of 2 due to injected noise calibration [8]. To our knowledge no attempts have been done to obtain a more quantitative verification of the predictions of Dykman and Krivoglaz [15], in particular for the scaling law of the prefactor  $\Gamma_0$  and the dependence to the Duffing non-linear coefficient  $\gamma$  of both  $\Gamma_0$  and  $E_a$ .

In this Letter we report on experimental and theoretical investigations of the dependence of  $E_a$  and  $\Gamma_0$  on the system parameters for a driven nano-mechanical oscillator in the non-linear regime in presence of a controlled noise force. It is well known that for a sufficiently strong non-linear term the system admits for some values of the driving frequency a metastable solution. By measuring the escape rate for a wide range of parameters we could verify the validity of the power scaling laws predicted by Dykman and Krivoglaz for both  $E_a$  and  $\Gamma_0$ . Remarkably, we found that the scaling holds experimentally in a much larger region of the parameter space than the one for which the theory of Ref. [15] has been derived. Concerning the  $E_a$  dependence on detuning, the possibility of an extended region of scaling was discussed in Refs. [16, 17]. Performing the full numerical simulation of the stochastic problem adapted to our device parameters we found that experiment and theory are in excellent quan-

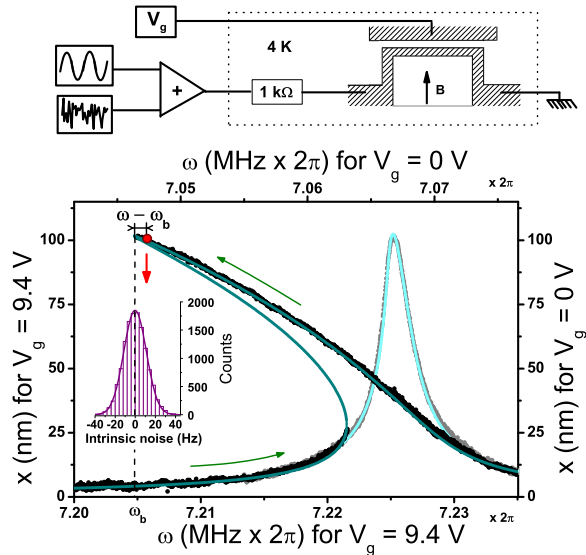


FIG. 1: (Color online) Top panel: Schematic of the experimental setup with the nano-resonator structure. Bottom panel: Linear and Duffing resonances (respectively grey and black points, with top-right and bottom-left axes). The lines show the fit. The nonlinear resonance is for  $V_g = 9.4$  V, which shifts the resonance frequency and opens an hysteresis (green arrows highlight upward and downward sweeps). The relaxations occur at a detuning  $\omega - \omega_b$  from the bifurcation frequency (red point and arrow). Inset: Gaussian distribution histogram of the measured intrinsic frequency fluctuations.

titative agreement.

The experiment is performed on a unique goalpost (depicted in top graph of Fig. 1) aluminum-coated silicon nano-electro-mechanical resonator. It consists in two cantilever feet of length  $3 \mu\text{m}$  linked by a paddle of length  $7 \mu\text{m}$ , all about  $250 \text{ nm}$  wide and  $150 \text{ nm}$  thick for a total mass  $m = 1.25 \cdot 10^{-15} \text{ kg}$  [18]. The experiment is performed at  $4.2 \text{ K}$  in cryogenic vacuum (pressure  $< 10^{-6} \text{ mbar}$ ). The motion is actuated and detected by means of the magnetomotive scheme [19], with a magnetic field  $B < 1 \text{ T}$  and a gate electrode is also capacitively coupled to the nanomechanical device (gap about  $100 \text{ nm}$ ) [18]. The resonator admits large distortions (in the hundred nm range) to be attained while remaining intrinsically extremely linear [20], while a well-controlled non-linearity can be generated by means of a DC gate voltage bias  $V_g$  [21]. This distinctive feature enables to tune the global non-linearity of our device without changing the displacement amplitude. Using an adder we apply both a sinusoidal drive and a noise voltage from a voltage source generator. The resulting electric signal together with a  $1 \text{ k}\Omega$  bias resistor is used to inject an AC current through the goalpost and generates both driving and controllable (zero average) noise forces on the resonator. More information on the calibration and experimental details can be found in Refs. [18, 20]. The resulting equa-

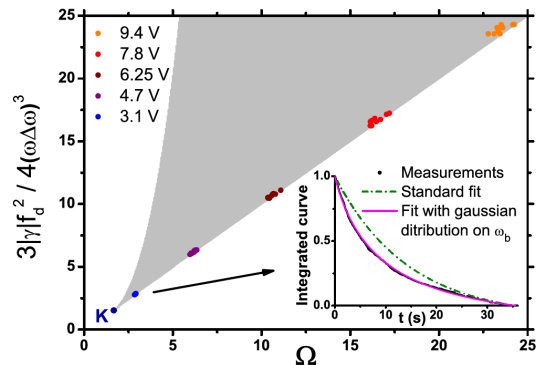


FIG. 2: (Color online) Bifurcation parameter space (normalized driving force versus  $\Omega$ ). The grey area is the NEMS bistability regime where the right edge is the transition from a high amplitude oscillation to a low one (the left edge is the opposite) and K is the spinode point where hysteresis starts to open. We show within the bistability the data points at different voltages  $V_g$ . Inset: typical low  $V_g$  relaxation curve obtained with about 1000 relaxations, and fit with and without fluctuations on  $\omega_b$ .

tion of motion for the resonator displacement  $x$  reads:

$$\ddot{x} + \Delta\omega\dot{x} + \omega_0^2x + \gamma x^3 = f_d \cos(\omega t) + f_n(t) \quad (2)$$

with  $\omega_0/2\pi=7.07 \text{ MHz}$  the resonance frequency,  $\Delta\omega/2\pi=1.84 \text{ kHz}$  the linewidth, and  $f_d$  and  $f_n$  the drive and noise forces divided by the mass of the resonator. We fix the drive force so that  $m f_d = 65 \text{ pN}$ , leading to a constant maximal displacement amplitude of  $100 \text{ nm}$ . The noise force signal is filtered so that the force spectrum  $\int dt e^{i\omega t} \langle f_n(t) f_n(0) \rangle_\omega = 2D$  is constant over a bandwidth of  $1 \text{ MHz}$  around  $7 \text{ MHz}$ . The Duffing coefficient  $\gamma$  scales as  $V_g^2$  and is for us negative [20]. At fixed driving force, the system admits two amplitudes of oscillation for sufficiently large  $|\gamma|$  as shown in Fig. 1 (bistability). By fitting with the standard Duffing expressions [22] the parameters  $\Delta\omega$ ,  $\omega_0$  and  $\gamma$  together with the bifurcation frequency  $\omega_b$  can be obtained with a good accuracy. The experiment is then performed by sweeping  $\omega$  from the stable regime ( $\omega > \omega_0$ ) down to the edge of the hysteresis at a given value of  $\omega - \omega_b$  in the high amplitude state (see Fig. 1). The escape time from the metastable state is detected when the measured displacement amplitude falls below an appropriate threshold value. Typically  $10^3$  escape events are recorded for each set of parameters. The experiment has been repeated for three different values of the noise forces  $f_n$ , three different detunings  $\omega - \omega_b$  (up to 5% of the hysteresis), and five different values of  $V_g$  (and thus of  $\gamma$ ), for a total of 45 escape histograms. The resulting settings are summarized in Fig. 2.

For each data measurement, the experimental value of  $\omega_b$  might slightly differ from the one obtained by the initial fit. This problem is detected by sweeping relatively rapidly  $\omega$  (tens of Hz/sec) through the bifurca-

tion point and measuring the escape value  $\omega_b$  prior to each relaxation-time acquisition. A typical histogram of the distribution of  $\omega_b$  is shown in the inset of Fig. 1 for  $V_g = 9.4$  V. It has gaussian form with a half-width  $\sigma$  in the range of tens of Hz. We think that this tiny spread ( $10^{-6}$  to  $10^{-5}$  of  $\omega_b$ ) is due to low-frequency intrinsic fluctuations of the resonating frequency [25]. Even if extremely small, due to the high sensitivity of the bifurcation phenomenon the fluctuations of  $\omega_b$  modify slightly the value of  $\Gamma$  at each measurement, and we have to take this effect into account. The escape exponential distribution has thus to be averaged over these fluctuations. For  $|\omega - \omega_b| \gg \sigma$  one can expand this dependence:  $\Gamma(\omega - \omega_b - \epsilon) = \Gamma + \Gamma'\epsilon + \dots$ , where  $\epsilon$  is the gaussian-distributed shift of  $\omega_b$ . This gives the following distribution for the escape times:

$$P(t) = \Gamma e^{-\Gamma t} \int \frac{d\epsilon}{\sigma\sqrt{2\pi}} e^{-\epsilon^2/(2\sigma^2) + \Gamma'\epsilon t}. \quad (3)$$

Fitting it to the data with the method of Kolmogorov-Smirnov [23], to avoid losses of information due to histogram binning, the two independent parameters of the distribution,  $\Gamma$  and the product  $\Gamma'\sigma$ , can be obtained. A typical curve is shown in the inset of Fig. 2. Note that this procedure does not need any hypothesis on the explicit functional dependence of  $\Gamma$  on  $\omega_b$ . On the other hand the procedure breaks down for too small detunings, and we thus need to drop the data for four values of the detuning. We can then verify the validity of Eq. (1) for the system at hand by plotting  $\log \Gamma$  as a function of  $1/D$  (see Fig. 3). The linear fit gives  $E_a$  and  $\Gamma_0$ . The absolute experimental definition of the noise level is difficult, and we introduce a calibration factor  $C$  (close to 1) between  $D$  and the nominal injected noise power. Note that it simply amounts to multiply  $E_a$  by  $C$ , thus leaving the scaling dependence unmodified. The value of  $\Gamma_0$  is not affected by this calibration either.

In order to extract the scaling dependence of  $E_a$  and  $\Gamma_0$  on the detuning and the non-linear parameter  $\gamma$  it is convenient to recall the predictions that can be obtained following Ref. [15]. Let us rescale the detuning by defining  $\Omega = 2|\omega - \omega_0|/\Delta\omega$  with  $\Omega_b = 2|\omega_b - \omega_0|/\Delta\omega$ . For  $\Omega_b \gg \sqrt{3}$  (that holds for all the data of our experiment) one obtains that  $\Omega_b \approx 3|\gamma|f_d^2/(4\omega^2\Delta\omega^2)$  with the parameters in Eq. (1) reading [26]:

$$E_a = \frac{2f_d^2}{3\Delta\omega} \frac{|\Omega - \Omega_b|^{3/2}}{\Omega_b^{5/2}}, \quad \Gamma_0 = \frac{\Delta\omega}{2} \frac{|\Omega - \Omega_b|^{1/2}\Omega_b^{1/2}}{2\pi}. \quad (4)$$

The basic assumptions to obtain these expressions are that  $E_a/D \gg 1$  in order to keep the escape a rare event, and to be able to reduce this two-dimensional problem (amplitude and phase) into a one-dimensional one. This second condition (much less appreciated in the literature) is only verified when the driving frequency  $\omega$  is in a tiny region close to the bifurcation point  $\omega_b$  and far from the frequency for which the amplitude is maximum. In this region, one of the eigenvalues of the linearized dynamical

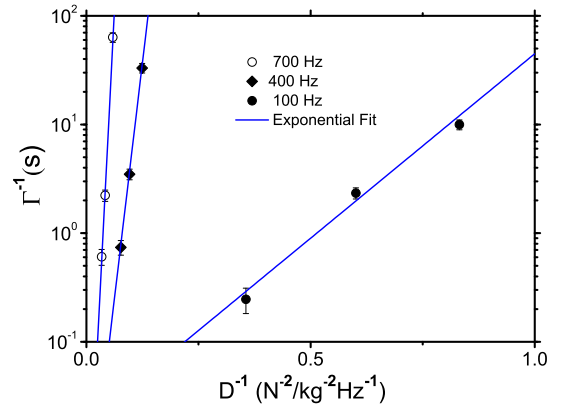


FIG. 3: (Color online) Escape time as a function of  $D^{-1}$  for  $V_g = 9.4$  V at different detunings  $\omega - \omega_b$  from the bifurcation point.

equations of motion vanishes, which induces a slow motion in the direction of the relative eigenvector. On the other hand when  $\omega$  is such that the amplitude is maximal, the two eigenvalues coincide, inducing fully two-dimensional fluctuations. Thus beyond this point the approximation used to obtain Eq. (4) breaks down. This condition reads  $4\Omega_b|\Omega - \Omega_b| \ll 1$ .

In the experiment we performed this quantity ranged uniformly between 0.13 to 71, thus a part of the data where well outside the range of the expected validity of Eq. (4), enabling to investigate the behavior of  $\Gamma$  in a region where no present analytical prediction exists. As explained, the expressions for  $E_a$  and  $\Gamma_0$  in Eq. (4) depend only on the detuning and the non linear coefficient (through  $\Omega_b$ ), the other parameters being the same for all data points. To test the validity of Dykman-Krivogla expressions, we produce a scaling plot, where the logarithm of  $E_a$  and  $\Gamma_0$  are plotted as a function of  $|\Omega - \Omega_b|/\Omega_b^{5/3}$  and  $|\Omega - \Omega_b|/\Omega_b$  (see Fig. 4). A remarkable scaling is then observed in all the experimental range, with a fitted slope as a function of the detuning of  $1.53 \pm 0.04$  and  $0.55 \pm 0.2$ , for  $E_a$  and  $\Gamma_0$  respectively. This matches the analytic predictions by Dykman and Krivogla, and we use this good agreement to define the noise source calibration factor  $C$ : scaling  $D$  by  $C$  the prediction of Eq. (4) coincides with the fitted value for  $E_a$  (dashed line in Fig. 4 left panel). The dependence on the non-linear parameter  $\Omega_b$  could also be tested for both quantities. It is shown in the insets of Fig. 4 and gives fitted slopes of  $-2.43 \pm 0.05$  and  $0.6 \pm 0.1$ , again in excellent agreement with Eq. (4).

To better understand this remarkable scaling in such a large parameter region we solved numerically the stochastic problem. This can be done by introducing the complex slow amplitude  $z(t)$  defined as  $x(t) = z(t)e^{i\omega t} + z(t)^*e^{-i\omega t}$  and then convert the Langevin Eq. (2) to a Fokker-Planck equation  $\partial_\tau P = \mathcal{L}P$  for the probabil-

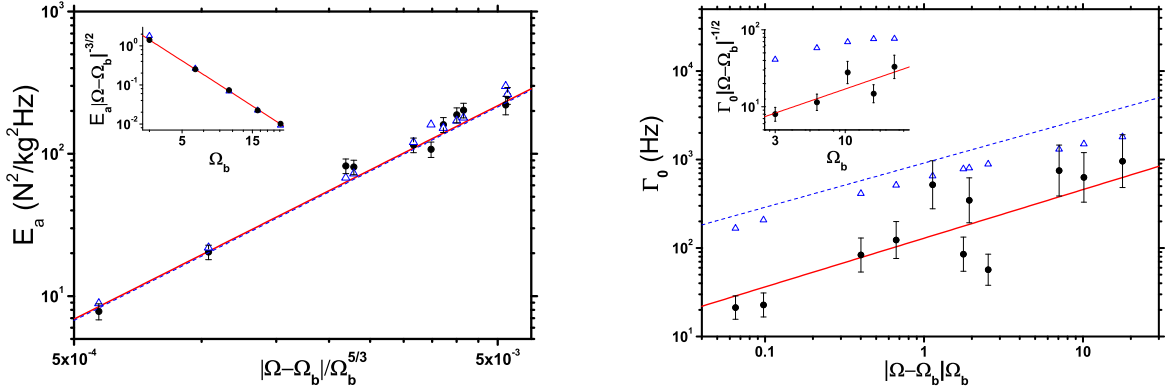


FIG. 4: (Color online) Scaling plots for  $E_a$  (left) and  $\Gamma_0$  (right) with respect to detuning. The full circles indicate the experimental points, the open (blue) triangles the prediction of the full numerical simulation, the (red) full lines the linear fit to the data, and the dashed (blue) lines the prediction of Eq. (4). Insets: scaling with the non-linear parameter  $\Omega_b$ .

ity density  $P(u, v, \tau)$  of the real and imaginary part of  $z = (3|\gamma|/\Delta\omega)^{1/2}(u + iv)$  as a function of the dimensionless time  $\tau = t\Delta\omega$ . The escape rate from a given domain can be calculated by solving the equation  $\mathcal{L}^\dagger \tau(u, v) = -1$  with zero boundary condition at the border of the domain [14]. This gives the average time needed to reach the border starting at  $(u, v)$ . The equation reads explicitly:

$$[\mathcal{D}(\partial_u^2 + \partial_v^2) - f_u \partial_u - f_v \partial_v] \tau = -1, \quad (5)$$

with  $\mathcal{D} = 3|\gamma|D/(8\omega^3\Delta\omega)$ ,  $f_u = u + v(u^2 + v^2) - \Omega$ ,  $f_v = v - u(u^2 + v^2) - \Omega - F_d$ , and  $F_d = f_d(3|\gamma|)^{1/2}/[2(\omega\Delta\omega)^{3/2}]$ . Eq. (5) can be solved numerically [24] to obtain the average escape time that coincides with the inverse of the sought Poissonian rate. The numerical results for  $E_a$  and  $\Gamma_0$  are shown in Fig. 4 in open (blue) triangles.

One can see that the exact (numerical) result has the same power law dependence as the analytical results (dashed line), even where the approximate theory is not supposed to hold. Quantitative agreement between experiment and theory on  $E_a$  is obtained with  $C \approx 1.3$ , thus validating the experimental noise amplitude calibration to within 15 % which is remarkable. Note that the simulation does not contain any other free parameter, which are all experimentally known to better than 5 %. Concerning  $\Gamma_0$ , we are not aware of previous attempts to compare this quantity to the theoretical predictions. The agreement with the full theory is within a factor of about 3, which is remarkable given the logarithmic precision on this parameter.

In conclusion, we have investigated the escape dynamics close to the bifurcation point for a nanomechanical resonator in the Duffing non-linear regime measured at cryogenic temperatures. The escape rate  $\Gamma$  has been mea-

sured as a function of the noise amplitude  $D$ , the detuning to the bifurcation point  $\omega - \omega_b$ , and the nonlinear parameter  $\gamma$ . Using the linear dependence of the logarithm of  $\Gamma$  on  $1/D$  we could extract  $E_a$  and  $\Gamma_0$  as defined by Eq. (1). Expressing  $E_a$  and  $\Gamma_0$  in terms of  $\gamma$  and the detuning we could verify that the universal scaling initially predicted for a tiny region around the bifurcation point holds actually in a region up to two orders of magnitude larger than the original one. We verified by solving numerically the exact problem, that the observation is in quantitative agreement with the behavior expected for a driven Duffing oscillator. The scaling of  $E_a$  as a function of  $|\Omega - \Omega_b|$  is consistent with the predictions of Refs. [16, 17]. Due to the generality of the Duffing model, these results are of interest for a wide class of systems. A deeper and quantitative understanding of the escape process is a necessary step towards the use of the high-measurement sensitivity of the bifurcation phenomenon. Specifically to nano-mechanical devices we can regard also the experiment presented as a first demonstration of fine detection of resonance frequency intrinsic fluctuations  $\sigma$ . At the moment we can only speculate on their microscopic origin, one candidate being the elusive NEMS internal fluctuating two-level systems. A detailed study of the statistics of these fluctuations by the escape-time detection could be a promising research direction.

We gratefully acknowledge discussions with M. Dykman, K. Hasselbach, E. Lhotel and A. Fefferman. We thank J. Minet and C. Guttin for help in setting up the experiment. We acknowledge support from MICROKELVIN, the EU FRP7 grant 228464 and of the French ANR grant QNM n° 0404 01.

[1] H. A. Kramers, *Physica* **7**, 284 (1940).

[2] M. A. Novak, R. Sessoli, A. Caneschi, and D. Gatteschi,

- J. of Magn. and Magn. Mater. **146**, 211 (1995).
- [3] E. M. Ozbudak, M. Thattai, H. N. Lim, B. I. Shraiman, and A. van Oudenaarden, *Nature* **427**, 737 (2004).
- [4] E. Turlot, D. Esteve, C. Urbina, J. M. Martinis, M. H. Devoret, S. Linkwitz, and H. Grabert, *Phys. Rev. Lett.* **62**, 1788 (1989).
- [5] J. Kurkijrvi, *Phys. Rev. B* **6**, 832 (1972).
- [6] L. J. Lapidus, D. Enzer, and G. Gabrielse, *Phys. Rev. Lett.* **83**, 899 (1999).
- [7] I. Siddiqi, R. Vijay, F. Pierre, C. M. Wilson, M. Metcalfe, C. Rigetti, L. Frunzio, and M. H. Devoret, *Phys. Rev. Lett.* **93**, 207002 (2004).
- [8] J. S. Aldridge and A. N. Cleland, *Phys. Rev. Lett.* **94**, 156403 (2005).
- [9] C. Stambaugh and H. B. Chan, *Phys. Rev. B* **73**, 172302 (2006).
- [10] H. B. Chan and C. Stambaugh, *Phys. Rev. Lett.* **99**, 060601 (2007).
- [11] H. B. Chan, M. I. Dykman, and C. Stambaugh, *Phys. Rev. Lett.* **100**, 130602 (2008).
- [12] Q. P. Unterreithmeier, T. Faust, and J. P. Kotthaus, *Phys. Rev. B* **81**, 241405 (2010).
- [13] N. Boulant, G. Ithier, P. Meeson, F. Nguyen, D. Vion, D. Esteve, I. Siddiqi, R. Vijay, C. Rigetti, F. Pierre, and M. Devoret, *Phys. Rev. B* **76**, 014525 (2007).
- [14] P. Hänggi, P. Talkner, and M. Borkovec, *Rev. Mod. Phys.* **62**, 251 (1990).
- [15] M. I. Dykman and M. A. Krivoglaz, *Sov. Phys. JETP* , 60 (1979).
- [16] M. Dykman, I. Schwartz, and M. Shapiro, *Phys. Rev. E* **72**, 021102 (2005).
- [17] O. Kogan, arXiv:0805.0972v2 (2008).
- [18] E. Collin, M. Defoort, K. Lulla, T. Moutonet, J.-S. Heron, O. Bourgeois, Y. M. Bunkov, and H. Godfrin, *Review of Scientific Instruments* **83**, 045005 (2012).
- [19] A. Cleland and M. Roukes, *Sensors and Actuators* **72**, 256 (1999).
- [20] E. Collin, T. Moutonet, J.-S. Heron, O. Bourgeois, Y. M. Bunkov, and H. Godfrin, *J Low Temp Phys* **162**, 653 (2011).
- [21] I. Kozinsky, H. W. C. Postma, I. Bargatin, and M. L. Roukes, *Applied Physics Letters* **88**, 253101 (2006).
- [22] E. Collin, Y. M. Bunkov, and H. Godfrin, *Phys. Rev. B* **82**, 235416 (2010).
- [23] W. Eadie, D. Drijard, F. James, M. Roos, and B. Sadoulet, *Statistical Methods in Experimental Physics*, edited by North-Holland (Amsterdam, 1971).
- [24] F. Pistolesi, Y. Blanter, and I. Martin, *Physical Review B* **78**, 085127 (2008).
- [25] Nanomechanical devices are known to suffer from frequency noise. The spectral density of our frequency noise appears to scale roughly as  $1/f$ .
- [26] These expressions are obtained following the method of Ref. [15]. Note that in our work the bifurcation is analysed as a function of frequency detuning and nonlinear parameter (not applied force).