

Multiresolution analysis of incompressible flows interaction with forced deformable bodies

S. A. Ghaffari, K. Schneider, P. Bontoux & S. Viazzo

Laboratoire M2P2-CNRS, Aix-Marseille Université, France

WCCM XI - ECCM V - ECFDVI / Barcelona, 2014

Outline

- 1 Multiresolution analysis
- 2 Validation
- 3 Application
- 4 Conclusion

Motivation

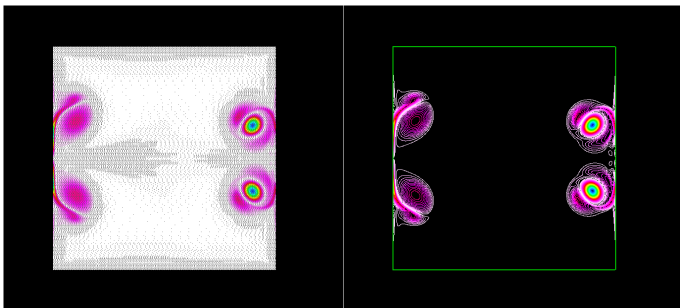
Numerical simulation of moving/deformable bodies interacting with incompressible flows via multi-resolution analyses



- Flow with different scales
- Better accuracy

Motivation


Grid adaptation methods



- Error indicator based
- Error control based

Multiresolution analysis

Biorthogonal wavelet transform

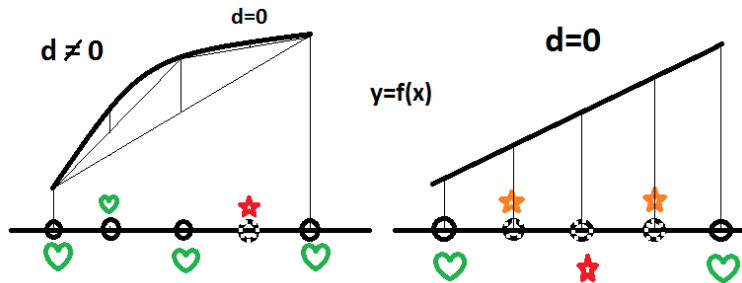


$$f(x) = \sum_{i=0}^{2^J} f_{0,i} \Phi_{0,i}(x) + \sum_{j=0}^J \sum_{i=0}^{2^j} d_{j,i} \Psi_{j,i}(x) \quad (1)$$

- Applicable to non-periodic functions

Multiresolution analysis

Filtering of wavelet coefficients

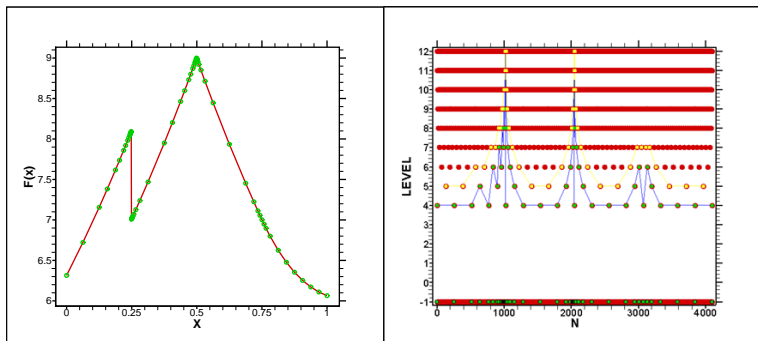


$$d = \begin{cases} 0 & \text{if } |d| \leq \epsilon \\ f - \hat{f} & \text{else} \end{cases} \quad (2)$$

$$\|f(x) - \hat{f}(x)\| \leq \epsilon \quad (3)$$

Multiresolution analysis

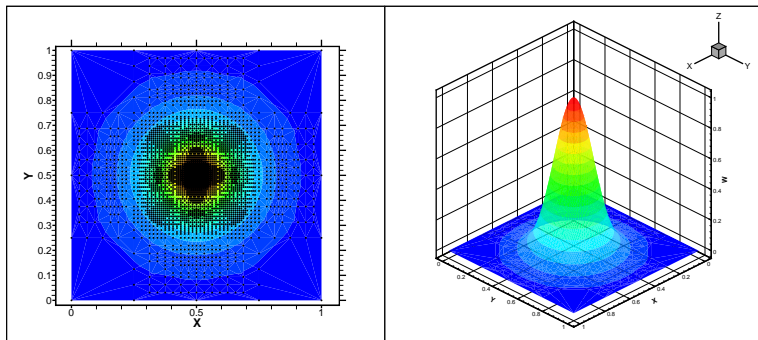
Regularity analysis for data compression



$$\epsilon = 10^{-3}, \quad L_{\infty} - \text{error} \leq 5 \times 10^{-5}, \quad \text{Compression} = 94\%$$

Multiresolution analysis

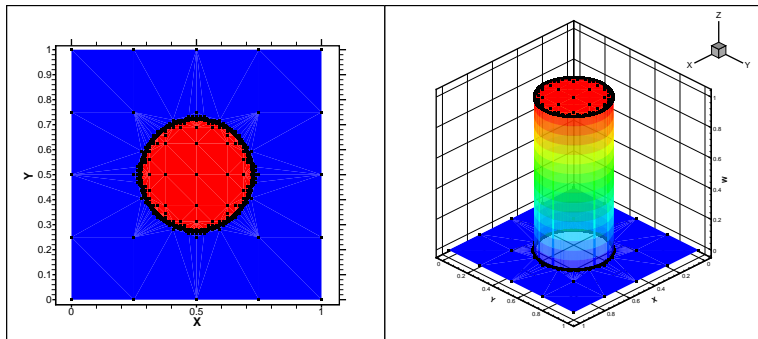
Two dimensional Gaussian function



$$J_{max} = 9, \quad \epsilon = 10^{-3}, \quad L_1 - error \leq 10^{-4}, \quad Compression = 98\%$$

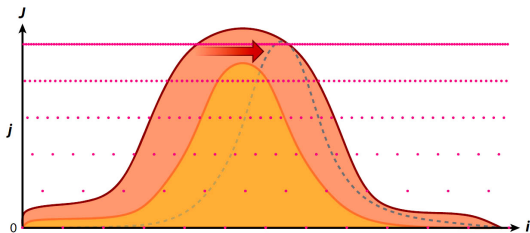
Multiresolution analysis

A function with a Jump in value



$$J_{max} = 9, \quad \epsilon = 10^{-3}, \quad L_1 - error \leq 10^{-15}, \quad Compression = 99.4\%$$

Multiresolution analysis

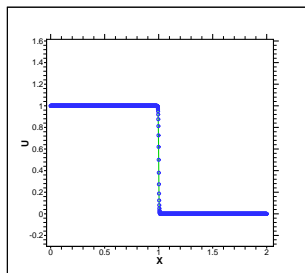


$$\omega^{n+1} = E(\Delta t) \left[M^{-1} \cdot S \cdot T(\epsilon) \cdot M \right] \omega^n \quad (4)$$

$$E(\Delta t)\omega^n = \omega^n + \Delta t RHS(\omega^n) \quad (5)$$

Multi-resolution analyses of Burgers equation

$$u_t + uu_x = \nu u_{xx}$$

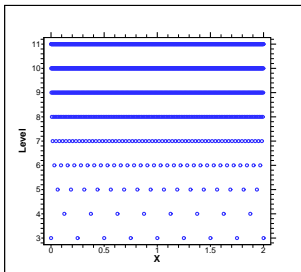
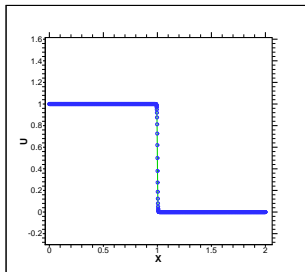


$$u_{\text{exact}}(x, t) = \frac{1}{2} \left[1 - \tanh \left(\frac{x - 1 - t/2}{4\nu} \right) \right], \quad x \in \mathbb{R} \quad (6)$$

Multi-resolution analyses of Burgers equation

$$u_t + uu_x = \nu u_{xx}$$

$$L_{max} = 11$$

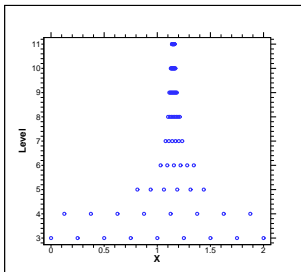
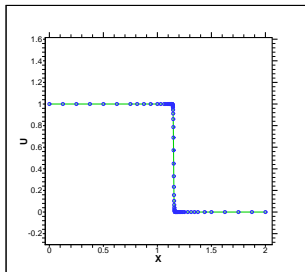


$t = 0$

Multi-resolution analyses of Burgers equation

$$u_t + uu_x = \nu u_{xx}$$

$$L_{max} = 11$$

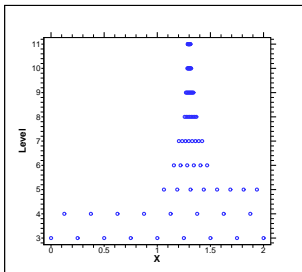
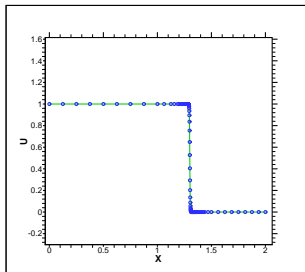


$t = 0.3$

Multi-resolution analyses of Burgers equation

$$u_t + uu_x = \nu u_{xx}$$

$$L_{max} = 11$$

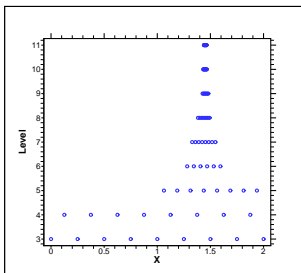
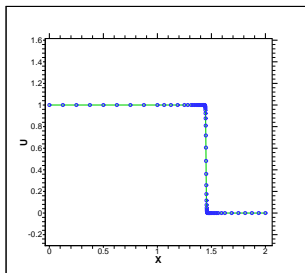


$t = 0.6$

Multi-resolution analyses of Burgers equation

$$u_t + uu_x = \nu u_{xx}$$

$$L_{max} = 11$$

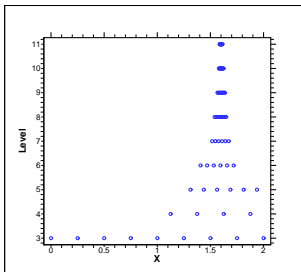
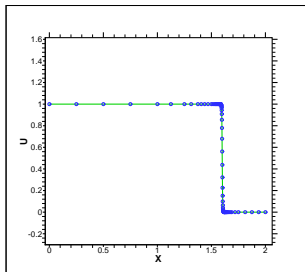


$t = 0.9$

Multi-resolution analyses of Burgers equation

$$u_t + uu_x = \nu u_{xx}$$

$$L_{max} = 11$$

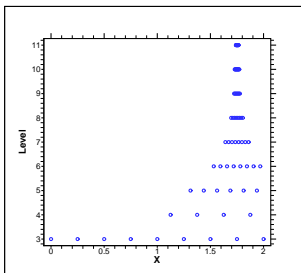
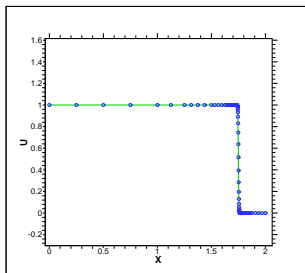


$t = 1.2$

Multi-resolution analyses of Burgers equation

$$u_t + uu_x = \nu u_{xx}$$

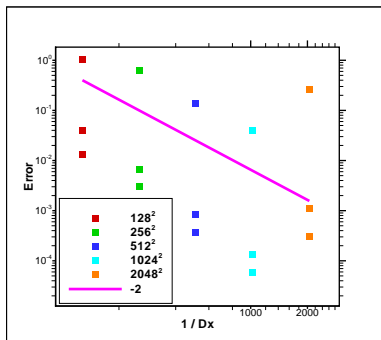
$$L_{max} = 11$$



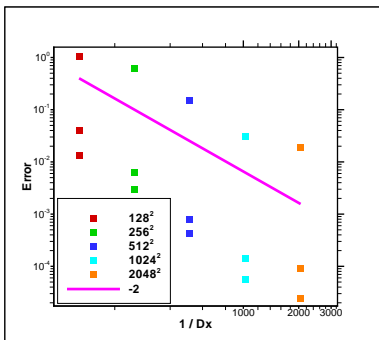
$t = 1.5$

Multi-resolution analyses of Burgers equation

$$u_t + uu_x = \nu u_{xx}$$



(a) $\epsilon = 5 \times 10^{-3}$



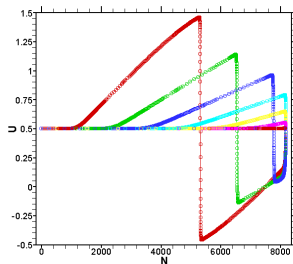
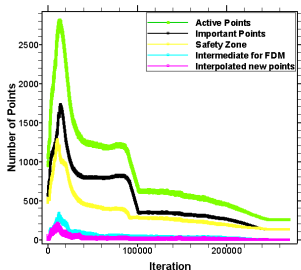
(b) $\epsilon = 1 \times 10^{-3}$

Error convergence

Multi-resolution analyses of Burgers equation

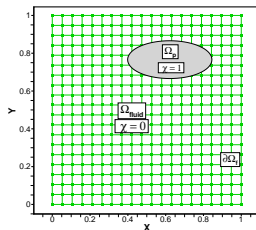
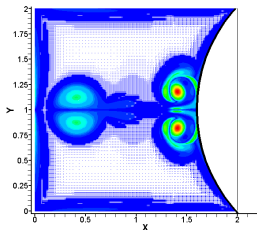
$$u_t + uu_x = \nu u_{xx}$$

$$u(x, 0) = \sin(x)$$



Evolution of the points number

Vorticity transport equation including penalization



$$\frac{\partial \omega}{\partial t} + (\mathbf{u} \cdot \nabla) \omega = \nu \nabla^2 \omega + \nabla \times \left(\frac{\chi(\mathbf{u}_P - \mathbf{u})}{\eta} \right), \quad \mathbf{x} \in \Omega \in \mathbb{R}^2 \quad (7)$$

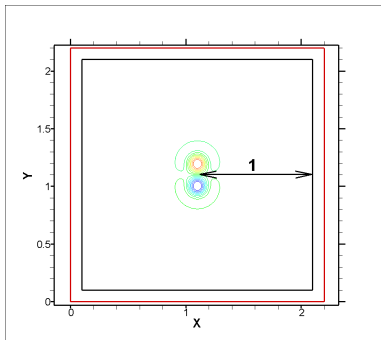
$$\chi(\mathbf{x}, t) = \begin{cases} 1 & \mathbf{x} \in \Omega_b \\ 0 & \mathbf{x} \in \Omega_f \end{cases} \quad (8)$$

Numerical method

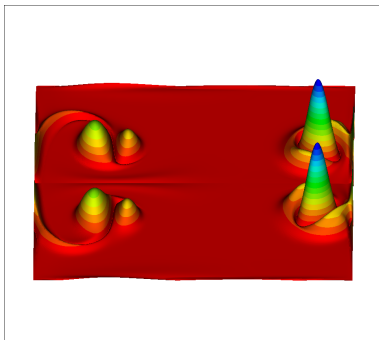
$$-\nabla^2\psi = \omega \quad (9)$$

- 2nd-order FDM for spatial derivatives
- RK4 for parabolic vorticity Eq. (7)
- PSOR method for Eq. (9)

Multi-resolution analyses of Dipole-wall collision



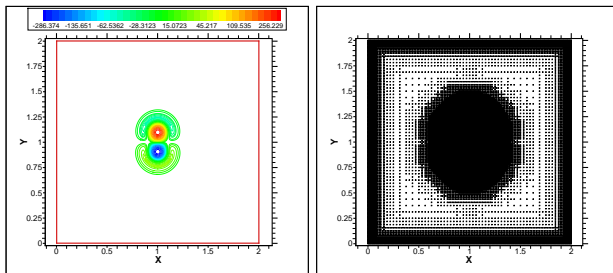
(c) Initial condition $t = 0$



(d) Collision time $t = 0.33$

Multi-resolution analyses of Dipole-wall collision

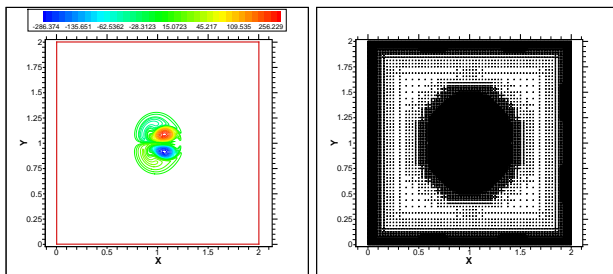
$$L_{max} = 11$$



$$t = 0$$

Multi-resolution analyses of Dipole-wall collision

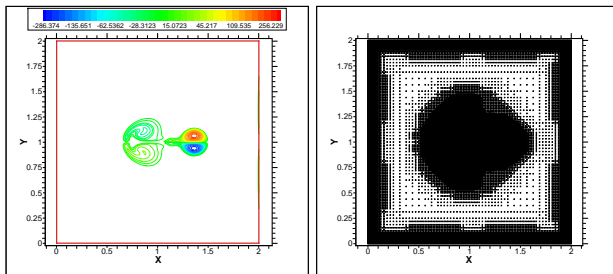
$$L_{max} = 11$$



$$t = 0.05$$

Multi-resolution analyses of Dipole-wall collision

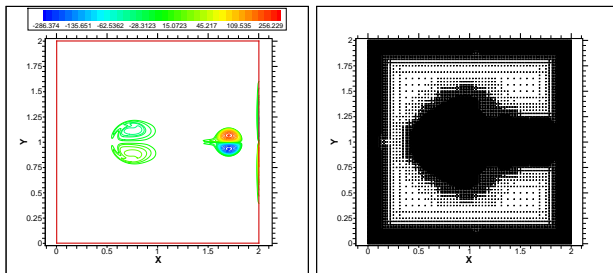
$$L_{max} = 11$$



$$t = 0.15$$

Multi-resolution analyses of Dipole-wall collision

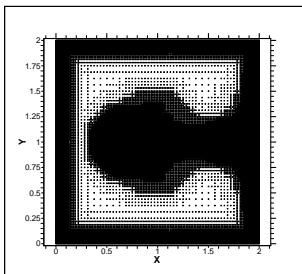
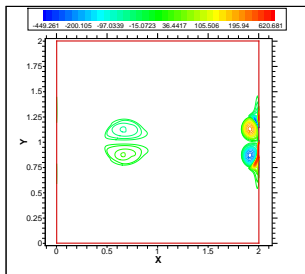
$$L_{max} = 11$$



$$t = 0.25$$

Multi-resolution analyses of Dipole-wall collision

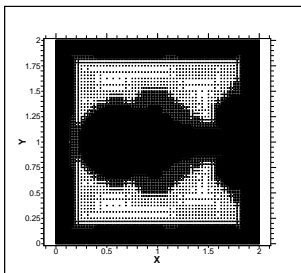
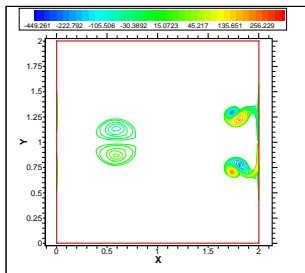
$$L_{max} = 11$$



$$t = 0.35$$

Multi-resolution analyses of Dipole-wall collision

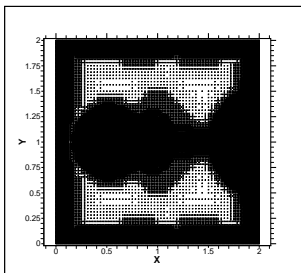
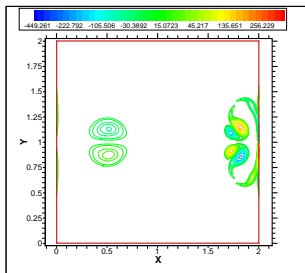
$$L_{max} = 11$$



$$t = 0.45$$

Multi-resolution analyses of Dipole-wall collision

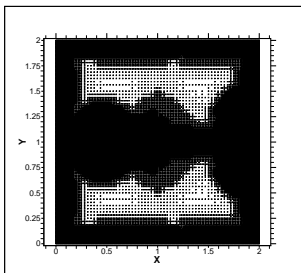
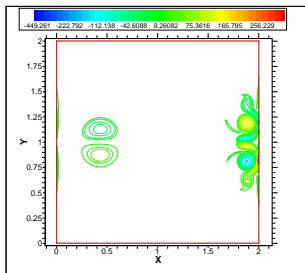
$$L_{max} = 11$$



$$t = 0.55$$

Multi-resolution analyses of Dipole-wall collision

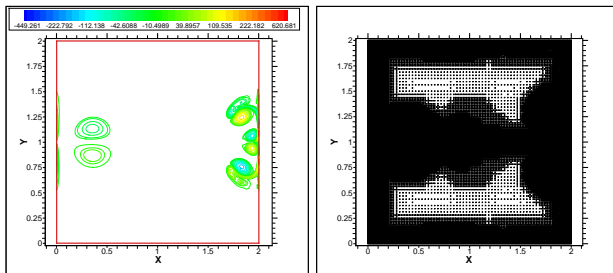
$$L_{max} = 11$$



$$t = 0.65$$

Multi-resolution analyses of Dipole-wall collision

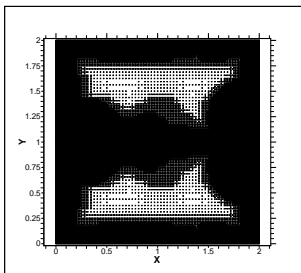
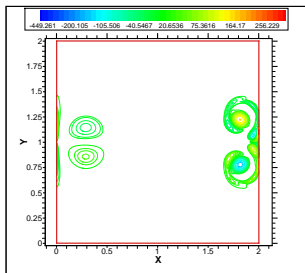
$$L_{max} = 11$$



$$t = 0.75$$

Multi-resolution analyses of Dipole-wall collision

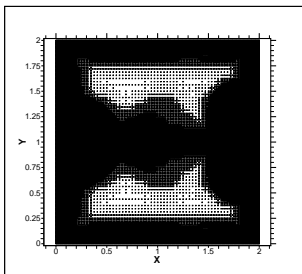
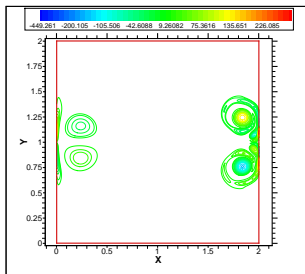
$$L_{max} = 11$$



$$t = 0.85$$

Multi-resolution analyses of Dipole-wall collision

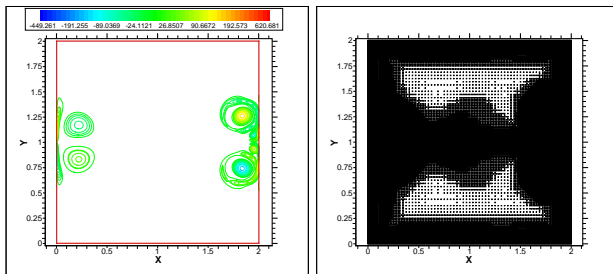
$$L_{max} = 11$$



$$t = 0.95$$

Multi-resolution analyses of Dipole-wall collision

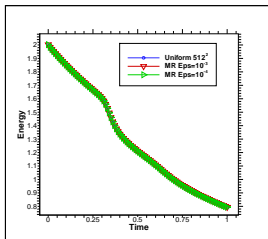
$$L_{max} = 11$$



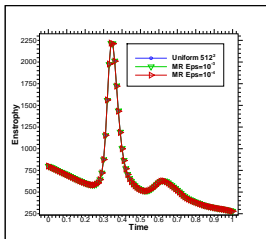
$$t = 1$$

Multi-resolution analyses of Dipole-wall collision

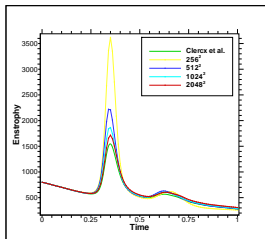
Convergence study



(e) Total energy $E(t)$

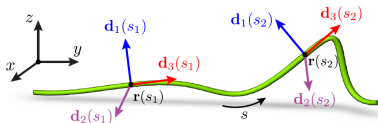


(f) Total enstrophy $E(t)$

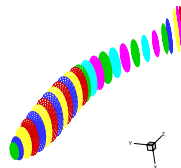


(g) Total enstrophy convergence

Fish's backbone as a 1D Cosserat medium



(h) picture from Lazarus et al. 2012



(i) A 3D example

$$\frac{\partial Q}{\partial s} = \frac{1}{2} M^\vee(K) Q \quad (10)$$

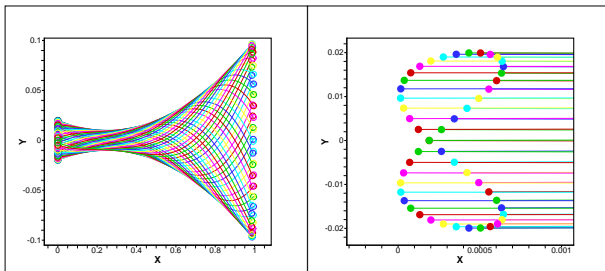
$$\frac{\partial \mathbf{X}}{\partial s} = \text{Rot}(Q) \Gamma \quad (11)$$

$$V, \Omega, a, \alpha, \dots$$

F. Boyer, M. Porez and W. Khalil. *IEEE Transactions on Robotics*, Vol. 22, No. 4, 763-775, August 2006.

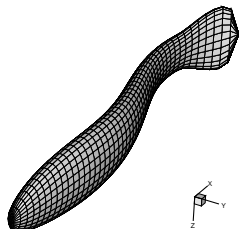
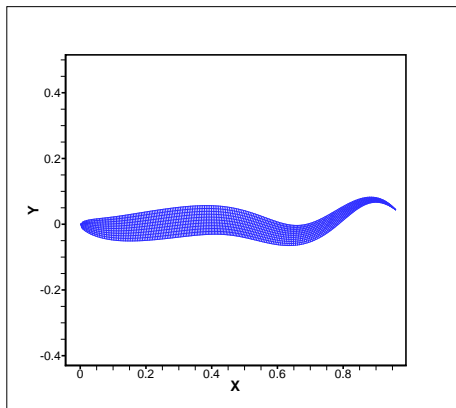
Anguilliform swimmers

Motion of the head/tail over an butterfly-like curve



$$y(x(s), t) = f_{\text{decay}}(t) f_{\text{growth}}(t) a(x) \sin(2\pi(x/\lambda \pm ft)) \quad (12)$$

Lagrangian structured grid covering the body



Anguilliform swimmers undulate the majority of their body

Interpolation to Eulerian grid

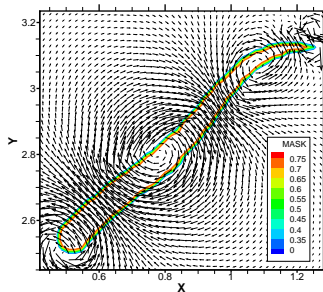
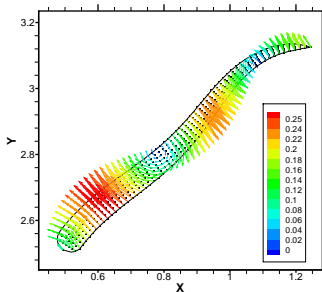
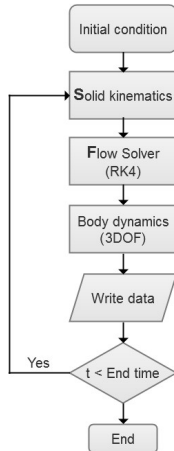


Figure: (left) Lagrangian structured grid. (right) Interpolated smoothed mask function $\bar{\chi}$ on the Eulerian grid.

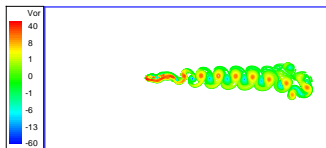
Flowchart of the algorithm



Fish swimming in forward gait



(a) $t = 1$



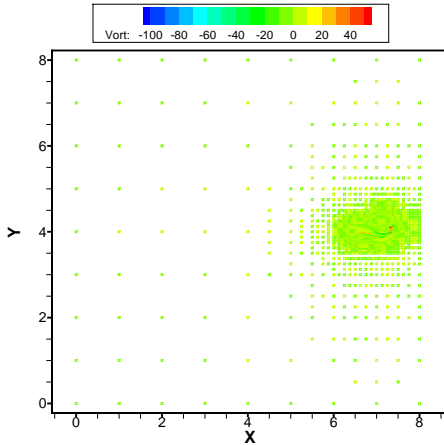
(b) $t = 9$

Figure: Snapshots of vorticity isolines, $(x, y) \in [0, 10/l_{\text{fish}}] \times [0, 5/l_{\text{fish}}]$, resolution 2048×1024 , $Re \approx 3800$.

MR analyses of fish swimming in forward gait

$$L_{max} = 10$$

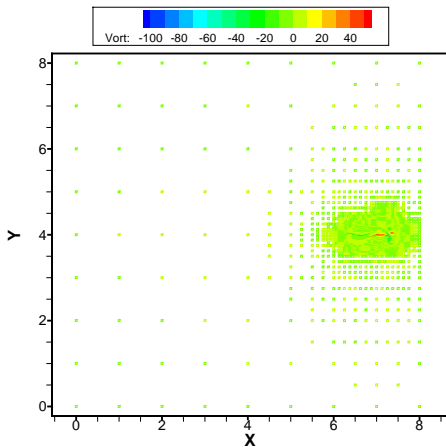
$$t = 0.5$$



MR analyses of fish swimming in forward gait

$$L_{max} = 10$$

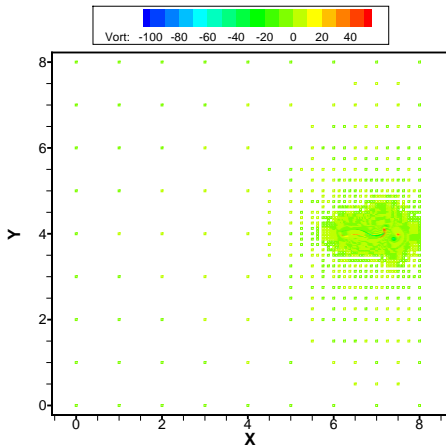
$$t = 1.0$$



MR analyses of fish swimming in forward gait

$$L_{max} = 10$$

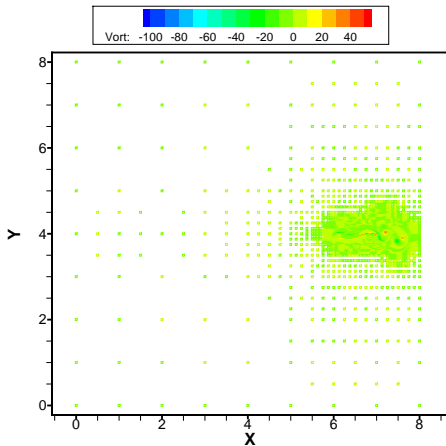
$$t = 1.5$$



MR analyses of fish swimming in forward gait

$$L_{max} = 10$$

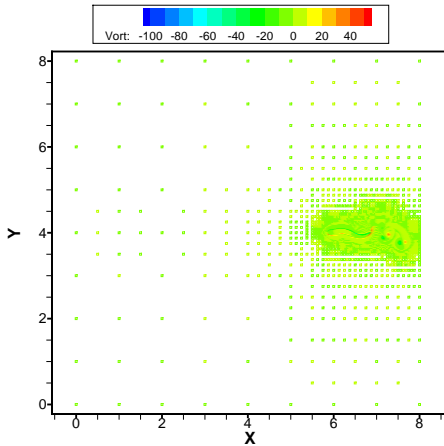
$$t = 2.0$$



MR analyses of fish swimming in forward gait

$$L_{max} = 10$$

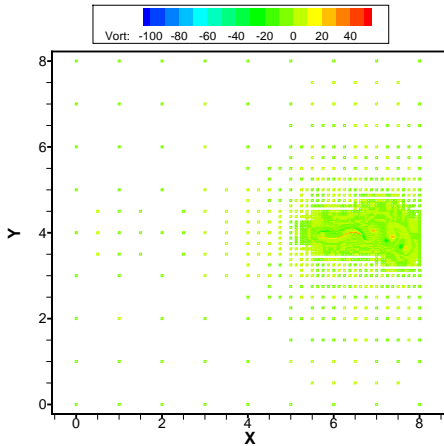
$$t = 2.5$$



MR analyses of fish swimming in forward gait

$$L_{max} = 10$$

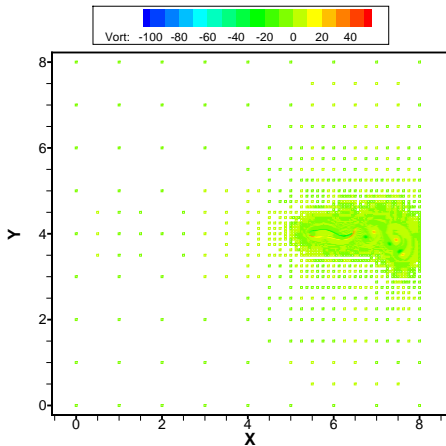
$$t = 3.0$$



MR analyses of fish swimming in forward gait

$$L_{max} = 10$$

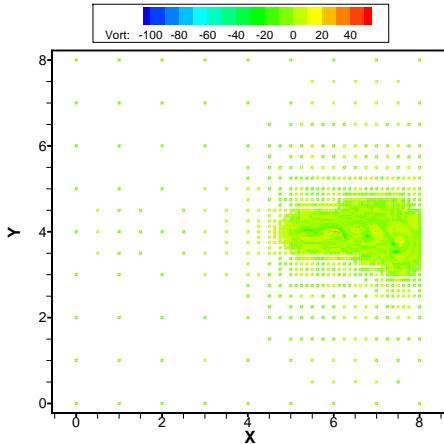
$$t = 3.5$$



MR analyses of fish swimming in forward gait

$$L_{max} = 10$$

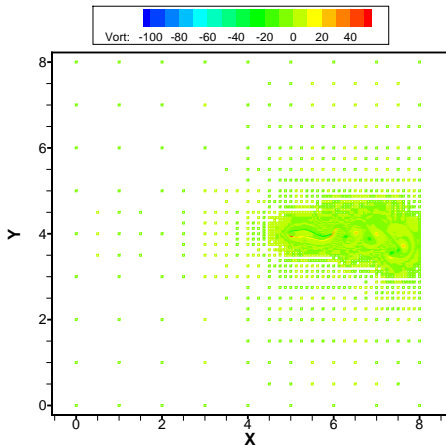
$$t = 4.0$$



MR analyses of fish swimming in forward gait

$$L_{max} = 10$$

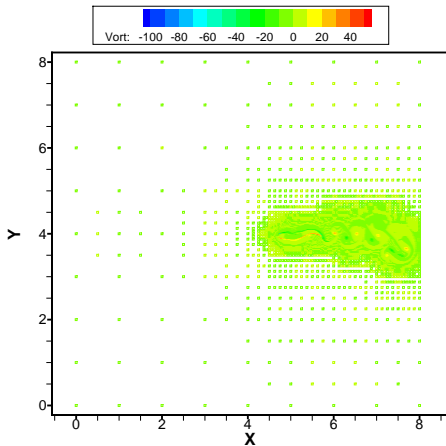
$$t = 4.5$$



MR analyses of fish swimming in forward gait

$$L_{max} = 10$$

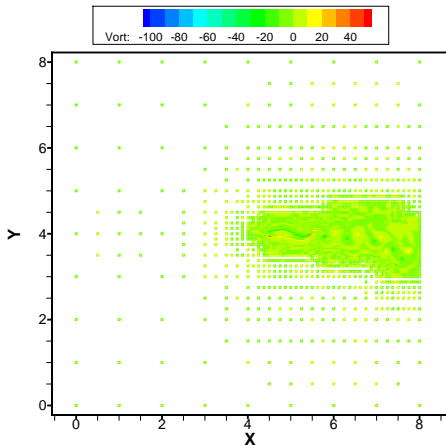
$$t = 5.0$$



MR analyses of fish swimming in forward gait

$$L_{max} = 10$$

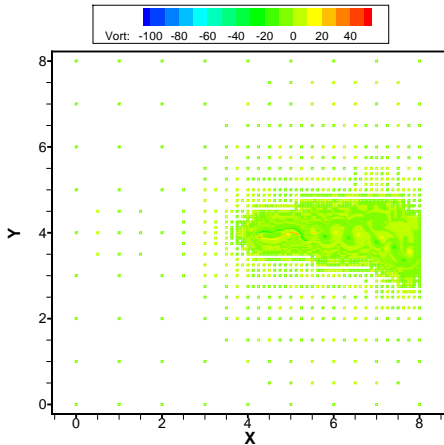
$$t = 5.5$$



MR analyses of fish swimming in forward gait

$$L_{max} = 10$$

$$t = 6.0$$



Fish swimming in forward gait

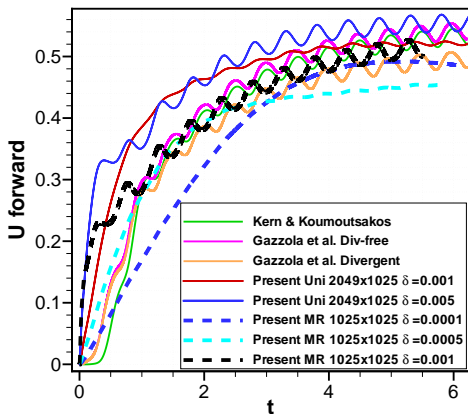
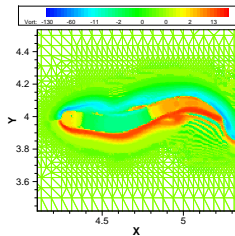
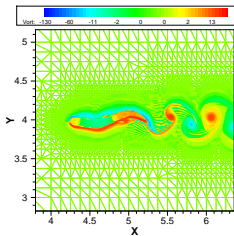
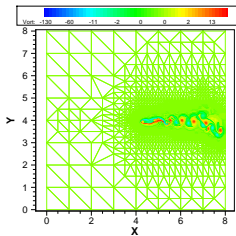


Figure: Forward velocity U comparisons of 2D anguilliform swimmer.

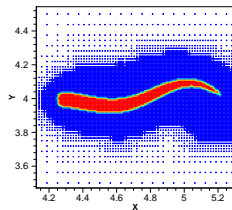
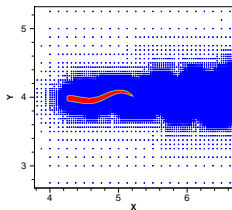
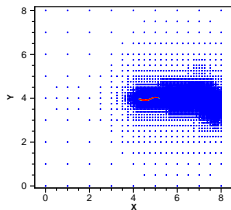
Multi-resolution analyses of fish swimming

The adaptive grid colored by vorticity at $t = 6$



Multi-resolution analyses of fish swimming

The corresponding mask function $\bar{\chi}$ at $t = 6$



Conclusion

- An efficient algorithm for simulation of deformable bodies interacting with 2D incompressible flows is proposed.
- The volume penalization method is applied to the N-S equations in vorticity stream-function formulation.
- Multi-resolution analyses allow to reduce the CPU-time of the simulations while the the accuracy-order of the numerical method is preserved
- The FORTRAN code is open source and is accessible upon request.

Thanks for your attention