



HAL
open science

Nonparametric estimation of the conditional extreme-value index with random covariates and censoring

Pathé Ndao, Aliou Diop, Jean-François Dupuy

► **To cite this version:**

Pathé Ndao, Aliou Diop, Jean-François Dupuy. Nonparametric estimation of the conditional extreme-value index with random covariates and censoring. 2014. hal-01056117v1

HAL Id: hal-01056117

<https://hal.science/hal-01056117v1>

Preprint submitted on 15 Aug 2014 (v1), last revised 6 Sep 2014 (v2)

HAL is a multi-disciplinary open access archive for the deposit and dissemination of scientific research documents, whether they are published or not. The documents may come from teaching and research institutions in France or abroad, or from public or private research centers.

L'archive ouverte pluridisciplinaire **HAL**, est destinée au dépôt et à la diffusion de documents scientifiques de niveau recherche, publiés ou non, émanant des établissements d'enseignement et de recherche français ou étrangers, des laboratoires publics ou privés.

Nonparametric estimation of the conditional extreme-value index with random covariates and censoring

Pathé NDAO^a, Aliou DIOP^a, Jean-François DUPUY^b

^a*LERSTAD, Université Gaston Berger, Saint Louis, Sénégal.*

^b*IRMAR-Institut National des Sciences Appliquées de Rennes, France.*

Abstract

Estimation of the extreme-value index of a heavy-tailed distribution is addressed when some random covariate information is available and the data are randomly right-censored. An inverse-probability-of-censoring-weighted kernel version of Hill's estimator of the extreme-value index is proposed and its asymptotic normality is established. Based on this, a Weissman-type estimator of conditional extreme quantiles is also constructed. A simulation study is conducted to assess the finite-sample behaviour of the proposed estimators.

Keywords: Conditional extreme-value index, conditional extreme quantile, conditional Kaplan-Meier estimator, kernel estimator, simulations.

1. Introduction

Estimation of extreme quantiles has become a crucial issue in many fields, such as hydrology, insurance, medicine and reliability. Let Y be a random variable with cumulative distribution function F and let Y_1, \dots, Y_n be independent copies of Y . Extreme quantiles of F are defined as quantities of the form

$$F^{\leftarrow}(1 - \alpha) = \inf\{y : F(y) \geq 1 - \alpha\},$$

where α is so small that this quantile falls beyond the range of the observed Y_1, \dots, Y_n . This problem is closely related to estimation of the extreme-value index of Y . The extreme-value index drives the behavior of F in its right tail and thus plays a central role in the analysis of extremes. Recent monographs on extreme value theory and in particular on estimation of the extreme-value index and extreme quantiles include Embrechts *et al.* (1997), Beirlant *et al.* (2004), Reiss and Thomas (2007) and Novak (2012).

When some covariate information X is available and the distribution of Y depends on X , the problem is to estimate the conditional extreme-value index and conditional extreme quantiles $F^{\leftarrow}(1 - \alpha|x) = \inf\{y : F(y|x) \geq 1 - \alpha\}$ of the distribution $F(\cdot|x)$ of Y given $X = x$. Motivating examples include estimation of extreme rainfalls given the geographical location

Email addresses: ndao.pathe@yahoo.fr (Pathé NDAO), aliou.diop@ugb.edu.sn (Aliou DIOP), Jean-Francois.Dupuy@insa-rennes.fr (Jean-François DUPUY)

(Gardes and Girard, 2010), analysis of extreme temperatures given topological parameters (Ferrez *et al.*, 2011) and the study of extreme earthquakes given the location (Pisarenko and Sornette, 2003). Estimation of the conditional extreme-value index and conditional extreme quantiles with fixed (or non-random) covariates has been investigated rather extensively in the recent extreme value literature. We refer to Beirlant *et al.* (2004), Gardes and Girard (2008), Gardes *et al.* (2010), Stupfler (2013) and the references therein for an overview of the available methodology, including the case where the covariate is functional (Gardes and Girard, 2012). To date, less attention has been paid to the random covariate case, despite its practical interest. Gardes and Stupfler (2014) and Goegebeur *et al.* (2014b) adapt Hill's estimator of the extreme-value index of a heavy-tailed distribution to the presence of a random covariate. The moment estimator introduced by Dekkers *et al.* (1989) is adapted to the presence of random covariates by Goegebeur *et al.* (2014a). Daouia *et al.* (2011) proposed a kernel-based estimator of conditional extreme quantiles with random covariates.

In this paper, we address estimation of the conditional extreme-value index and conditional extreme quantiles with random covariates when moreover, the observations Y_1, \dots, Y_n are randomly right-censored. Censoring commonly occurs in the analysis of event time data. For example, Y may represent the duration until the occurrence of some event of interest (such as death of a patient, ruin of a company...). If censoring is present, the observations consist of triplets (Z_i, δ_i, X_i) , $i = 1, \dots, n$, where $Z_i = \min(Y_i, C_i)$, $\delta_i = 1_{\{Y_i \leq C_i\}}$, $1_{\{\cdot\}}$ is the indicator function and C_i is a random censoring time which provides a lower bound on Y_i if $\delta_i = 0$. When there is no covariate information, estimation of the extreme-value index from censored data is considered by Delafosse and Guillou (2002), Gomes and Oliveira (2003), Beirlant *et al.* (2010), Gomes and Neves (2011), Brahimy *et al.* (2013) and Worms and Worms (2014). Matthys *et al.* (2004), Beirlant *et al.* (2007) and Einmahl *et al.* (2008) additionally address estimation of extreme quantiles. Ndao *et al.* (2014) address estimation of the conditional extreme-value index and conditional extreme quantiles with fixed covariates and censoring. The authors combine a moving-window technique (for tackling the covariate information) and the inverse-probability-of-censoring weighting method.

To our knowledge, estimation of the conditional extreme-value index and extreme quantiles with random covariates and censoring has not yet been addressed. This is the topic for the present paper. We first construct an estimator of the conditional extreme-value index and we establish its asymptotic normality. Our proposal combines a kernel version of Hill's estimator of the extreme-value index (such as developed in Goegebeur *et al.* (2014b) in the uncensored case) with the inverse-probability-of-censoring weighting principle (such as used in Einmahl *et al.* (2008) and Brahimy *et al.* (2013) for estimating the unconditional extreme-value index with censoring). Then, we propose a Weissman-type estimator of conditional extreme quantiles under censoring. The finite-sample performance of the proposed estimators are assessed via simulations.

The remainder of this paper is organized as follows. In Section 2, we construct our estimator of the conditional extreme-value index and we establish its asymptotic normality. In Section 3, we propose an estimator of conditional extreme quantiles under censoring. In Section 4, we assess via simulations the finite sample behaviour of our estimators. Some

perspectives are given in Section 5. All proofs are deferred to the appendix.

2. Construction of the estimator and asymptotic properties

2.1. The proposed estimator

Let $(X_i, Y_i), i = 1, \dots, n$, be independent copies of the random pair (X, Y) where Y is a non-negative random variable and $X \in \mathcal{X}$ (with \mathcal{X} some bounded set of \mathbb{R}^p) is a p -dimensional covariate with probability density function g . We assume that Y can be right-censored by a non-negative random variable C . Thus we really observe independent triplets $(X_i, \delta_i, Z_i), i = 1, \dots, n$, where $Z_i = \min(Y_i, C_i)$, $\delta_i = 1_{\{Y_i \leq C_i\}}$ and $1_{\{A\}}$ is the indicator function of the event A . The random variable C is defined on the same probability space $(\Omega, \mathcal{C}, \mathbb{P})$ as Y . We assume that C_1, \dots, C_n are independent of each other and that Y and C are independent given X . Let $F(\cdot|x)$ and $G(\cdot|x)$ denote the conditional cumulative distribution functions of Y and C given $X = x$, respectively. Let also $\bar{F}(\cdot|x) = 1 - F(\cdot|x)$ and $\bar{G}(\cdot|x) = 1 - G(\cdot|x)$ be the conditional survival functions of Y and C given $X = x$.

In this paper, we focus on heavy tails. Precisely, we assume that the conditional survival functions of Y and C given $X = x$ satisfy

$$(C1) \quad \bar{F}(u|x) = u^{-1/\gamma_1(x)} L_1(u|x) \quad \text{and} \quad \bar{G}(u|x) = u^{-1/\gamma_2(x)} L_2(u|x),$$

where $\gamma_1(\cdot)$ and $\gamma_2(\cdot)$ are unknown positive continuous functions of the covariate x and for x fixed, $L_1(\cdot|x)$ and $L_2(\cdot|x)$ are slowly varying functions at infinity, that is, for all $\lambda > 0$,

$$\lim_{u \rightarrow \infty} \frac{L_i(\lambda u|x)}{L_i(u|x)} = 1, \quad i = 1, 2.$$

This amounts to saying that $\bar{F}(\cdot|x)$ and $\bar{G}(\cdot|x)$ are regularly varying functions at infinity with index $-1/\gamma_1(x)$ and $-1/\gamma_2(x)$ respectively. Condition (C1) also amounts to assuming that the conditional distributions of Y and C given $X = x$ are in the Fréchet maximum domain of attraction. In what follows, the functions $\gamma_1(\cdot)$ and $\gamma_2(\cdot)$ are referred to as conditional extreme-value index functions.

Remark 1. By conditional independence of Y and C , the conditional cumulative distribution function $H(\cdot|x)$ of Z given $X = x$ is also heavy-tailed, with conditional extreme-value index $\gamma(x) = \gamma_1(x)\gamma_2(x)/(\gamma_1(x) + \gamma_2(x))$. To see this, note that for every u and x ,

$$\begin{aligned} \bar{H}(u|x) := 1 - H(u|x) &= \bar{F}(u|x)\bar{G}(u|x) \\ &= u^{-1/\gamma_1(x)} L_1(u|x) u^{-1/\gamma_2(x)} L_2(u|x) \\ &= u^{-1/\gamma(x)} L(u|x), \end{aligned}$$

where $\gamma(x)$ is as above and $L(u|x) = L_1(u|x)L_2(u|x)$. Moreover,

$$\lim_{u \rightarrow \infty} \frac{L(\lambda u|x)}{L(u|x)} = \lim_{u \rightarrow \infty} \frac{L_1(\lambda u|x)}{L_1(u|x)} \frac{L_2(\lambda u|x)}{L_2(u|x)} = 1.$$

□

If the Z_i were uncensored (that is, $Z_i = Y_i$ for all i), Goegebeur *et al.* (2014b) propose to estimate $\gamma_1(x)$ by the following kernel version of Hill's estimator:

$$\widehat{\gamma}_{t_n}^H(x) = \sum_{i=1}^n K_h(x - X_i)(\log Z_i - \log t_n)1_{\{Z_i > t_n\}} / \sum_{i=1}^n K_h(x - X_i)1_{\{Z_i > t_n\}}, \quad (2.1)$$

where $K_h(x) := h^{-p}K(x/h)$, K is a probability density function on \mathbb{R}^p , $h := h_n$ is a positive non-random bandwidth sequence such that $h \rightarrow 0$ as $n \rightarrow \infty$ and t_n is a positive non-random threshold sequence with $t_n \rightarrow \infty$ for $n \rightarrow \infty$.

The estimator (2.1) is not consistent for $\gamma_1(x)$ if it is directly applied to the censored sample $(X_i, \delta_i, Z_i), i = 1, \dots, n$. Indeed, under appropriate regularity assumptions, estimator (2.1) will converge to the extreme-value index $\gamma(x)$ of the conditional distribution of Z given $X = x$ (Goegebeur *et al.*, 2014b). To accommodate censoring, we suggest to divide (2.1) by the proportion $\widehat{p}_{t_n}(x)$ of uncensored observations among the $\{Z_i, i = 1, \dots, n\}$ that are larger than t_n , in a neighborhood of x :

$$\widehat{p}_{t_n}(x) = \frac{\bar{H}_n^1(t_n|x)}{\bar{H}_n(t_n|x)}, \quad (2.2)$$

where $\bar{H}_n(t_n|x) = \sum_{i=1}^n B_i(x)1_{\{Z_i > t_n\}}$, $\bar{H}_n^1(t_n|x) = \sum_{i=1}^n B_i(x)1_{\{Z_i > t_n, \delta_i = 1\}}$ and the weights $B_i(x)$ are defined as:

$$B_i(x) = K\left(\frac{x - X_i}{h}\right) / \sum_{j=1}^n K\left(\frac{x - X_j}{h}\right).$$

Therefore, we propose to estimate $\gamma_1(x)$ by

$$\widehat{\gamma}_{t_n}^{(c,H)}(x) := \frac{\widehat{\gamma}_{t_n}^H(x)}{\widehat{p}_{t_n}(x)}. \quad (2.3)$$

This estimator depends on both the bandwidth h and threshold t_n . The choice of h and t_n will be discussed in the simulation study of Section 4.

The limiting distribution of $\widehat{\gamma}_{t_n}^{(c,H)}(x)$ is investigated in the next section.

2.2. Asymptotic results

Some regularity conditions are needed for proving our results (these conditions are adapted from Daouia *et al.* (2011) and Goegebeur *et al.* (2014b)). First, we require that some Lipschitz conditions hold (in these conditions, d denotes the Euclidean distance on \mathbb{R}^p). For all $(x, x') \in \mathcal{X} \times \mathcal{X}$, we assume that:

(C2) There exists $c_\gamma > 0$ such that $\left| \frac{1}{\gamma(x)} - \frac{1}{\gamma(x')} \right| \leq c_\gamma d(x, x')$.

(C3) There exist $c_L > 0$ and $u_0 > 1$ such that $\sup_{u \geq u_0} \left| \frac{\log L(u|x)}{\log u} - \frac{\log L(u|x')}{\log u} \right| \leq c_L d(x, x')$.

(C4) There exists $c_g > 0$ such that $|g(x) - g(x')| \leq c_g d(x, x')$.

The next condition is classical in extreme value theory where it is called a second-order condition.

(C5) There exists a function $\rho(x) < 0$ and a regularly varying function $b(\cdot|x)$ with index $\rho(x)$ such that for all $u > 0$,

$$\lim_{t \rightarrow \infty} \frac{H^{\leftarrow} \left(1 - \frac{1}{tu} \mid x\right) / H^{\leftarrow} \left(1 - \frac{1}{t} \mid x\right) - u^{\gamma(x)}}{b(t|x)} = u^{\gamma(x)} \frac{u^{\rho(x)} - 1}{\rho(x)}.$$

Finally, we impose the following condition on the kernel function K :

(C6) K is a bounded density function on \mathbb{R}^p , with support S included in the unit ball of \mathbb{R}^p .

We are now in position to state our results. We first investigate the asymptotic distribution of $\widehat{p}_{t_n}(x)$, which is interesting on its own (thereafter, $\xrightarrow{\mathcal{D}}$ will denote the convergence in distribution). The proof is given in Appendix.

Proposition 2.1. *Suppose (C1)-(C6) hold. Let t_n be such that $t_n \rightarrow \infty$, $nh^p \bar{H}(t_n|x) \rightarrow \infty$ and $nh^{p+2} \bar{H}(t_n|x)(\log t_n)^2 \rightarrow 0$ as $n \rightarrow \infty$. Then, for all $x \in \mathcal{X}$ such that $g(x) > 0$,*

$$\sqrt{nh^p \bar{H}(t_n|x)} (\widehat{p}_{t_n}(x) - p_x) \xrightarrow{\mathcal{D}} \mathcal{N} \left(0, \frac{p_x(1-p_x) \|K\|_2^2}{g(x)} \right) \quad \text{as } n \rightarrow \infty,$$

where $p_x = \gamma_2(x)/(\gamma_1(x) + \gamma_2(x))$ and $\|K\|_2^2 = \int K^2(u) du$.

We now derive the limiting distribution of the proposed estimator (2.3) of $\gamma_1(x)$. The proof is given in Appendix.

Theorem 2.2. *Suppose that conditions (C1)-(C6) hold. Let t_n be such that $t_n \rightarrow \infty$, $nh^p \bar{H}(t_n|x) \rightarrow \infty$, $nh^{p+2} \bar{H}(t_n|x)(\log t_n)^2 \rightarrow 0$ and $\sqrt{nh^p \bar{H}(t_n|x)} b(t_n|x) \rightarrow 0$ as $n \rightarrow \infty$. Then, for all $x \in \mathcal{X}$ such that $g(x) > 0$,*

$$\sqrt{nh^p \bar{H}(t_n|x)} \left(\widehat{\gamma}_{t_n}^{(c,H)}(x) - \gamma_1(x) \right) \xrightarrow{\mathcal{D}} \mathcal{N} \left(0, \frac{\gamma_1^3(x) \|K\|_2^2}{\gamma(x) g(x)} \right) \quad \text{as } n \rightarrow \infty. \quad (2.4)$$

We note that the asymptotic variance in (2.4) is the same (up to the scale factor $\|K\|_2^2/g(x)$) as the asymptotic variance obtained by Beirlant *et al.* (2007) for the adapted Hill estimator under the Hall model when censoring occurs and there is no covariate.

3. Estimation of conditional extreme quantiles

In this section, we address the problem of estimating conditional extreme quantiles $q(\alpha_n|x)$ of order $1 - \alpha_n$ of the conditional distribution $F(\cdot|x)$ of Y given $X = x$. Such quantiles verify $\bar{F}(q(\alpha_n|x)|x) = \alpha_n$ where $\alpha_n \rightarrow 0$ as $n \rightarrow +\infty$.

First, we consider the kernel conditional Kaplan-Meier estimator of $\bar{F}(\cdot|x)$ (see Dabrowska (1992)), defined for all $(x, t) \in \mathcal{X} \times [0, \infty)$ by

$$\widehat{F}_n(t|x) = \prod_{i=1}^n \left[1 - \frac{B_i(x)}{\sum_{j=1}^n 1_{\{Z_j \geq Z_i\}} B_j(x)} \right]^{1_{\{Z_i \leq t, \delta_i = 1\}}} \quad \text{if } t \leq Z_{(n)} \quad (3.5)$$

and $\widehat{F}_n(t|x) = 0$ if $t > Z_{(n)}$, where $Z_{(1)} \leq \dots \leq Z_{(n)}$ denote the order statistics of Z_1, \dots, Z_n . Based on this, an estimator of the conditional quantile $q(\alpha|x)$ (for fixed $\alpha \in (0, 1)$) can be defined via the generalized inverse of $\widehat{F}_n(\cdot|x)$, as:

$$\widehat{q}_n^c(\alpha|x) := \widehat{F}_n^{\leftarrow}(\alpha|x) = \inf\{u, \widehat{F}_n(u|x) \leq \alpha\}. \quad (3.6)$$

When $\alpha_n \rightarrow 0$ as $n \rightarrow \infty$, we propose to estimate the conditional extreme quantile $q(\alpha_n|x)$ by the following Weissman-type (Weissman, 1978) estimator:

$$\widehat{q}_n^{(c,W)}(\alpha_n|x) := \widehat{q}_n^c\left(\widehat{F}_n(Z_{(n-k)}|x)|x\right) \left(\widehat{F}_n(Z_{(n-k)}|x)/\alpha_n\right)^{\widehat{\gamma}_{Z_{(n-k)}}^{(c,H)}(x)}. \quad (3.7)$$

Here, $\widehat{q}_n^c(\widehat{F}_n(Z_{(n-k)}|x)|x)$ is the kernel quantile estimator (3.6), $(\widehat{F}_n(Z_{(n-k)}|x)/\alpha_n)^{\widehat{\gamma}_{Z_{(n-k)}}^{(c,H)}(x)}$ is an extrapolation factor and $\widehat{\gamma}_{Z_{(n-k)}}^{(c,H)}(x)$ is the estimator (2.3) with t_n replaced by $Z_{(n-k)}$. The choice of the threshold $Z_{(n-k)}$ (or equivalently, of the indice k) is discussed in the simulation study.

Remark 2. When there is no censoring, $\widehat{F}_n(t|x)$ reduces to

$$\widetilde{F}_n(t|x) := \sum_{i=1}^n K_h(x - X_i) 1_{\{Z_i > t\}} / \sum_{i=1}^n K_h(x - X_i) \quad (3.8)$$

and $\widehat{q}_n^c(\alpha|x)$ becomes

$$\widehat{q}_n(\alpha|x) := \inf\{u, \widetilde{F}_n(u|x) \leq \alpha\}. \quad (3.9)$$

Several authors have considered the estimator (3.9) when $\alpha \in (0, 1)$ is fixed. In particular, the consistency of (3.9) was established by Stone (1977) and Gannoun (1990). Asymptotic normality was proved by Stute (1986), Samanta (1989) and Berlinet *et al.* (2001). The asymptotic normality of (3.8) was established by Daouia *et al.* (2011) when $t := t_n \rightarrow \infty$ (*i.e.*, when (3.8) is used to estimate small tail probabilities). Daouia *et al.* (2011) also proved asymptotic normality of (3.9) when estimating extreme quantiles (*i.e.*, when $\alpha := \alpha_n \rightarrow 0$ as $n \rightarrow \infty$). \square

In the present paper, we assess the properties of the proposed estimator (3.7) via simulations.

4. Simulation study

In this section, we assess the finite-sample performance of the proposed estimators (2.3) and (3.7).

4.1. The study design

The simulation design is as follows. We simulate $N = 100$ samples of size n ($n = 200, 400, 600, 800$) of independent replicates (Z_i, δ_i, X_i) , where $Z_i = \min(Y_i, C_i)$ and $X_i \in \mathbb{R}$ is uniformly distributed on $[0, 1]$. The conditional distribution of Y_i given $X_i = x$ is Pareto with parameter $\gamma_1(x) = 0.5 (0.1 + \sin(\pi x) \times (1.1 - 0.5 \exp(-64(x - 0.5)^2)))$. The distribution of C_i is Pareto and its parameter γ_2 is chosen to yield the desired censoring percentage c ($c = 10\%, 25\%, 40\%$). The pattern of $\gamma_1(\cdot)$ is given in Figure 1.

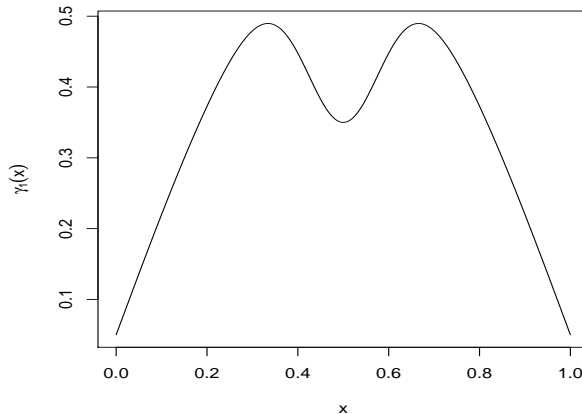


Figure 1: Pattern of $\gamma_1(\cdot)$ on $[0, 1]$.

For each of the N simulated samples, we estimate $\gamma_1(\cdot)$ at $x = (0.1, 0.2, 0.3, 0.4, 0.5, 0.6, 0.7, 0.8, 0.9)$ using the estimator (2.3) with a biquadratic kernel $K(x) = \frac{15}{16}(1 - x^2)^2 1_{\{-1 \leq x \leq 1\}}$. In order to calculate our estimator, we need to choose the bandwidth h and threshold t_n . As mentioned in Section 3, we take t_n as the $(n - k)$ th order statistic $Z_{(n-k)}$, as is classical in extreme value statistics.

Now, we propose an algorithm for choosing (h, k) . This algorithm is adapted from Goegebeur *et al.* (2014b). First, we select the bandwidth h using the following cross-validation criterion, introduced by Yao (1999) and also implemented by Daouia *et al.* (2011):

$$h^* := \arg \min_{h \in \mathbb{H}} \sum_{i=1}^n \sum_{j=1}^n \left(1_{\{Z_i > Z_j\}} - \widehat{F}_{n,-i}(Z_j | x_i) \right)^2,$$

where $\widehat{F}_{n,-i}$ is the kernel conditional Kaplan-Meier estimator (3.5) (depending on h) calculated on the sample $\{(X_j, \delta_j, Z_j), j = 1, \dots, n, j \neq i\}$ and \mathbb{H} is a grid of h (we take

$\mathbb{H} = \{h_1 < h_2 < \dots < h_M\}$, where the points h_2, \dots, h_{M-1} are regularly distributed between $h_1 = 1/(5 \log n)$ and $h_M = 0.5$, with $M = 60$). Once the bandwidth is determined, we choose k as follows:

1. we compute the estimate $\widehat{\gamma}_{Z_{(n-k)}}^{(c,H)}(x)$ with $k = 1, \dots, n-1$,
2. we form several successive "blocks" of estimates $\widehat{\gamma}_{Z_{(n-k)}}^{(c,H)}(x)$ (one block for $k \in \{1, \dots, 15\}$, a second block for $k \in \{16, \dots, 30\}$ and so on),
3. we calculate the standard deviation of the estimates within each block,
4. we determine the k -value to be used (thereafter denoted by k^*) from the block with minimal standard deviation. Precisely, we take the middle value of the k -values in the block.

Finally, we estimate $\gamma_1(x)$ from (2.3) with $(h, k) = (h^*, k^*)$.

4.2. Results

For each configuration `sample size` \times `censoring percentage` \times `covariate value` of the simulation design parameters, we calculate the averaged estimate of $\gamma_1(x)$ and the empirical root mean square error (RMSE) and mean absolute error (MAE) over the N estimates. We also obtain asymptotic 95%-level confidence intervals for $\gamma_1(x)$ (the lower and upper bounds are averaged over the N samples) and the averaged amplitude of the N intervals. Variance estimates are obtained from a plug-in approach. The results are given in Table 1.

From this table, the proposed estimator (2.3) of $\gamma_1(x)$ performs quite well in every simulation scenario. As expected, its quality deteriorates as the censoring percentage increases and the sample size decreases. However, the numerical results indicate that the estimator still behaves reasonably when censoring is large or the sample size is moderate. Indeed in both cases, the bias and variability stay limited. Overall, the results are quite robust to censoring. Figure 2 shows the boxplots of the N realizations of estimator (2.3) for each x ($x = 0.1, 0.2, 0.3, 0.4, 0.5, 0.6, 0.7, 0.8, 0.9$). From this figure, it appears that the estimator (2.3) captures quite well the shape of the conditional extreme-value index function $x \mapsto \gamma_1(x)$.

4.3. Estimation of conditional extreme quantiles

In this paragraph, we assess performance of the estimator (3.7) of the conditional extreme quantile $q(1/1000|x)$ of order $1 - 1/1000$ of the conditional distribution of Y given $X = x$, for $x = (0.1, 0.2, 0.3, 0.4, 0.5, 0.6, 0.7, 0.8, 0.9)$. The simulation setting is the same as above. For each configuration of the simulation design parameters, we calculate the estimate (3.7) with (h^*, k^*) obtained in Section 4.1. Based on the N simulated samples, we obtain the averaged estimate of $q(1/1000|x)$ and the RMSE and MAE. The results are given in Table 2.

From this table, we observe, as expected, that the performance of the proposed estimator deteriorates as censoring increases and the sample size decreases. When the sample size is moderate ($n = 200$, say) and the censoring percentage is moderate to high ($c \geq 25\%$, say), the bias can be quite large. For moderate sample size ($n = 200$), the bias stays limited however, when censoring does not exceed 10%. When the sample size is sufficiently large ($n \geq 400$, say), the bias of the proposed estimator stays limited in almost all simulation

scenarios. Finally, Figure 3 shows the boxplots of the N realizations of estimator (3.7) for every x in $\{0.1, 0.2, 0.3, 0.4, 0.5, 0.6, 0.7, 0.8, 0.9\}$. Similarly as above, we observe that estimator (3.7) captures quite well the shape of the conditional extreme quantile function $x \mapsto q(1/1000|x)$.

5. Conclusion and perspectives

In this paper, we address estimation of the extreme-value index and extreme quantiles of a heavy-tailed distribution when some random covariate information is available and the data are randomly right-censored. We constructed an inverse-probability-of-censoring-weighted kernel version of Hill's estimator of the extreme-value index and we established its asymptotic normality. We also proposed a Weissman-type estimator of conditional extreme quantiles. We assessed the finite-sample performance of these estimators via simulations. From these simulations, the proposed estimators perform well provided that the sample size is reasonably large, even when the censoring percentage is high. When the sample size is moderate, the proposed estimators still perform well provided that censoring stays limited. Moreover, the proposed estimators appear to correctly capture the shape of the unknown conditional extreme-value index function and conditional extreme quantile function.

Now, several issues deserve attention. In particular, a rigorous derivation of asymptotic properties of the proposed estimator (3.7) of conditional extreme quantiles is needed. This is a topic for our future research. Extending our convergence results to uniform (over x) convergence results is also of interest. Uniform convergence results would allow construction of simultaneous confidence bands for the conditional extreme-value index function and conditional extreme quantile function.

n	$\gamma_1(0.1) = 0.2199$			$\gamma_1(0.2) = 0.3728$			$\gamma_1(0.3) = 0.4793$			$\gamma_1(0.4) = 0.4477$			$\gamma_1(0.5) = 0.35$		
	10%	25%	40%	10%	25%	40%	10%	25%	40%	10%	25%	40%	10%	25%	40%
200	0.2255	0.2258	0.2225	0.3595	0.3679	0.3623	0.4673	0.4724	0.4695	0.4250	0.4221	0.4295	0.3620	0.3652	0.3631
	(0.2082)	(0.2165)	(0.2191)	(0.2444)	(0.2690)	(0.2759)	(0.2764)	(0.2947)	(0.3227)	(0.2598)	(0.2623)	(0.2930)	(0.2412)	(0.2633)	(0.2682)
	[0.0032]	[0.0033]	[0.0039]	[0.0050]	[0.0081]	[0.0086]	[0.0090]	[0.0124]	[0.0200]	[0.0072]	[0.0074]	[0.0128]	[0.0056]	[0.0078]	[0.0082]
	[0.1394,	[0.1342,	[0.1222,	[0.2150,	[0.2078,	[0.1839,	[0.2800,	[0.2622,	[0.2261,	[0.2486,	[0.2256,	[0.2022,	[0.2244,	[0.2146,	[0.1964,
	0.3115]	0.3174]	0.3228]	0.5041]	0.5280]	0.5408]	0.6547]	0.6827]	0.7130]	0.6013]	0.6185]	0.6568]	0.4996]	0.5158]	0.5299]
0.1721†	0.1832†	0.2006†	0.2891†	0.3202†	0.3568†	0.3747†	0.4205†	0.4869†	0.3527†	0.3929†	0.4546†	0.2752†	0.3012†	0.3335†	
400	0.2220	0.2195	0.2141	0.3666	0.3680	0.3664	0.4579	0.4621	0.4615	0.4368	0.4419	0.4409	0.3784	0.3830	0.3809
	(0.1534)	(0.1557)	(0.1609)	(0.1945)	(0.2053)	(0.2130)	(0.2433)	(0.2458)	(0.2551)	(0.2305)	(0.2560)	(0.2741)	(0.2118)	(0.2272)	(0.2298)
	[0.0011]	[0.0013]	[0.0017]	[0.0025]	[0.0027]	[0.0032]	[0.0051]	[0.0061]	[0.0069]	[0.0044]	[0.0063]	[0.0086]	[0.0034]	[0.0045]	[0.0048]
	[0.1624,	[0.1562,	[0.1454,	[0.2660,	[0.2581,	[0.2412,	[0.3257,	[0.3145,	[0.2926,	[0.3144,	[0.3047,	[0.2828,	[0.2833,	[0.2784,	[0.2620,
	0.2815]	0.2828]	0.2827]	0.4671]	0.4780]	0.4915]	0.5901]	0.6096]	0.6304]	0.5591]	0.5792]	0.5991]	0.4735]	0.4876]	0.4999]
0.1192†	0.1266†	0.1373†	0.2011†	0.2199†	0.2503†	0.2644†	0.2951†	0.3378†	0.2446†	0.2746†	0.3163†	0.1903†	0.2092†	0.2380†	
600	0.2220	0.2192	0.2153	0.3718	0.3689	0.3638	0.4562	0.4532	0.4612	0.4368	0.4362	0.4396	0.3727	0.3770	0.376
	(0.1491)	(0.1523)	(0.1604)	(0.1906)	(0.1956)	(0.2121)	(0.2228)	(0.2323)	(0.2394)	(0.1996)	(0.2148)	(0.2184)	(0.1928)	(0.2006)	(0.2045)
	[0.0008]	[0.0010]	[0.0012]	[0.0022]	[0.0024]	[0.0030]	[0.0036]	[0.0043]	[0.0051]	[0.0022]	[0.0031]	[0.0039]	[0.0019]	[0.0026]	[0.0032]
	[0.1732,	[0.1680,	[0.1592,	[0.2892,	[0.2779,	[0.2618,	[0.3487,	[0.3339,	[0.3222,	[0.3371,	[0.3262,	[0.3122,	[0.3060,	[0.3041,	[0.2939,
	0.2709]	0.2704]	0.2714]	0.4544]	0.4598]	0.4658]	0.5638]	0.5725]	0.6001]	0.5366]	0.5463]	0.5671]	0.4395]	0.4500]	0.4593]
0.0977†	0.1024†	0.1121†	0.1651†	0.1819†	0.2040†	0.2150†	0.2385†	0.2779†	0.1995†	0.2201†	0.2549†	0.1549†	0.1681†	0.1898†	
800	0.2238	0.2226	0.2205	0.3646	0.3627	0.3626	0.4619	0.4628	0.4637	0.4431	0.4385	0.4350	0.3734	0.3747	0.3767
	(0.1372)	(0.1420)	(0.1510)	(0.1713)	(0.1825)	(0.2000)	(0.1944)	(0.2179)	(0.2354)	(0.1874)	(0.1960)	(0.2097)	(0.1870)	(0.1956)	(0.2042)
	[0.0005]	[0.0006]	[0.0008]	[0.0014]	[0.0016]	[0.0024]	[0.0024]	[0.0036]	[0.0049]	[0.0021]	[0.0023]	[0.0031]	[0.0018]	[0.0024]	[0.0031]
	[0.1827,	[0.1787,	[0.1729,	[0.2932,	[0.2844,	[0.2751,	[0.3705,	[0.3600,	[0.3450,	[0.3580,	[0.3430,	[0.3250,	[0.2960,	[0.2906,	[0.2817,
	0.2649]	0.2665]	0.2681]	0.4359]	0.4411]	0.4502]	0.5534]	0.5656]	0.5823]	0.5283]	0.5340]	0.5449]	0.4395]	0.4500]	0.4593]
0.0822†	0.0878†	0.0952†	0.1427†	0.1567†	0.1751†	0.1829†	0.2056†	0.2373†	0.1703†	0.1910†	0.2199†	0.1335†	0.1459†	0.1654†	

Table 1. Simulation results for $\gamma_1(x)$. For each configuration of the simulation parameters (n, c, x) , the first line gives the averaged value of the $N = 100$ estimates of $\gamma_1(x)$. (\cdot): empirical RMSE. [\cdot]: empirical MAE. [\cdot, \cdot]: 95%-level asymptotic confidence interval for $\gamma_1(x)$. †: averaged amplitude of the confidence intervals.

n	$\gamma_1(0.6) = 0.4477$			$\gamma_1(0.7) = 0.4793$			$\gamma_1(0.8) = 0.3728$			$\gamma_1(0.9) = 0.2199$		
	10%	25%	40%	10%	25%	40%	10%	25%	40%	10%	25%	40%
200	0.4423 (0.2789) [0.0094] [0.2668, 0.6178] 0.3510†	0.4439 (0.2910) [0.0112] [0.2476, 0.6401] 0.3925†	0.4496 (0.3020) [0.0135] [0.2276, 0.6716] 0.4441†	0.4650 (0.2857) [0.0125] [0.2766, 0.6535] 0.3770†	0.4657 (0.2961) [0.0143] [0.2548, 0.6766] 0.4219†	0.4919 (0.3617) [0.0362] [0.2468, 0.7369] 0.4900†	0.3759 (0.2596) [0.0070] [0.2314, 0.5203] 0.2889†	0.3818 (0.2806) [0.0104] [0.2239, 0.5397] 0.3159†	0.3869 (0.2950) [0.0121] [0.2075, 0.5662] 0.3587†	0.2236 (0.1912) [0.0022] [0.1370, 0.3103] 0.1732†	0.2201 (0.1962) [0.0026] [0.1288, 0.3114] 0.1826†	0.2185 (0.2057) [0.0030] [0.1184, 0.3185] 0.2001†
400	0.4338 (0.2188) [0.0038] [0.3124, 0.5552] 0.2428†	0.4390 (0.2322) [0.0055] [0.3028, 0.5753] 0.2725†	0.4359 (0.2379) [0.0056] [0.2810, 0.5909] 0.3099†	0.4680 (0.2484) [0.0056] [0.3368, 0.5991] 0.2622†	0.4689 (0.2577) [0.0074] [0.3209, 0.6170] 0.2961†	0.4782 (0.2932) [0.0127] [0.3078, 0.6487] 0.3409†	0.3665 (0.2148) [0.0032] [0.2644, 0.4685] 0.2040†	0.3681 (0.2148) [0.0034] [0.2570, 0.4791] 0.2220†	0.3669 (0.2384) [0.0052] [0.2399, 0.4938] 0.2539†	0.2202 (0.1755) [0.0015] [0.1608, 0.2796] 0.1188†	0.2183 (0.1811) [0.0017] [0.1554, 0.2812] 0.1257†	0.2163 (0.1857) [0.0019] [0.1486, 0.2840] 0.1354†
600	0.4353 (0.2060) [0.0029] [0.3362, 0.5344] 0.1983†	0.4363 (0.2200) [0.0035] [0.3254, 0.5473] 0.2219†	0.4411 (0.2271) [0.0042] [0.3131, 0.5690] 0.2560†	0.4655 (0.2161) [0.0031] [0.3592, 0.5718] 0.2125†	0.4575 (0.2195) [0.0036] [0.3384, 0.5765] 0.2381†	0.4583 (0.2434) [0.0052] [0.3193, 0.5974] 0.2782†	0.3701 (0.1880) [0.0014] [0.2875, 0.4527] 0.1651†	0.3676 (0.1881) [0.0016] [0.2762, 0.4591] 0.1828†	0.3662 (0.1898) [0.0019] [0.2630, 0.4694] 0.2064†	0.2178 (0.1450) [0.0007] [0.1694, 0.2663] 0.0969†	0.2141 (0.1503) [0.0008] [0.1629, 0.2652] 0.1023†	0.2092 (0.1622) [0.0010] [0.1530, 0.2654] 0.1124†
800	0.4397 (0.1940) [0.0022] [0.3544, 0.5250] 0.1706†	0.4401 (0.1957) [0.0022] [0.3453, 0.5349] 0.1895†	0.4408 (0.2057) [0.0028] [0.3301, 0.5514] 0.2213†	0.4623 (0.2135) [0.0032] [0.3696, 0.5550] 0.1854†	0.4604 (0.2214) [0.0041] [0.3560, 0.5649] 0.2089†	0.4614 (0.2360) [0.0050] [0.3419, 0.5809] 0.2391†	0.3697 (0.1759) [0.0015] [0.2990, 0.4405] 0.1415†	0.3691 (0.1823) [0.0017] [0.2920, 0.4462] 0.1543†	0.3648 (0.1939) [0.0021] [0.2772, 0.4525] 0.1753†	0.2211 (0.1327) [0.0003] [0.1801, 0.2621] 0.0820†	0.2186 (0.1340) [0.0005] [0.1751, 0.2622] 0.0871†	0.2165 (0.1434) [0.0006] [0.1687, 0.2642] 0.0954†

Table 1 (continued).

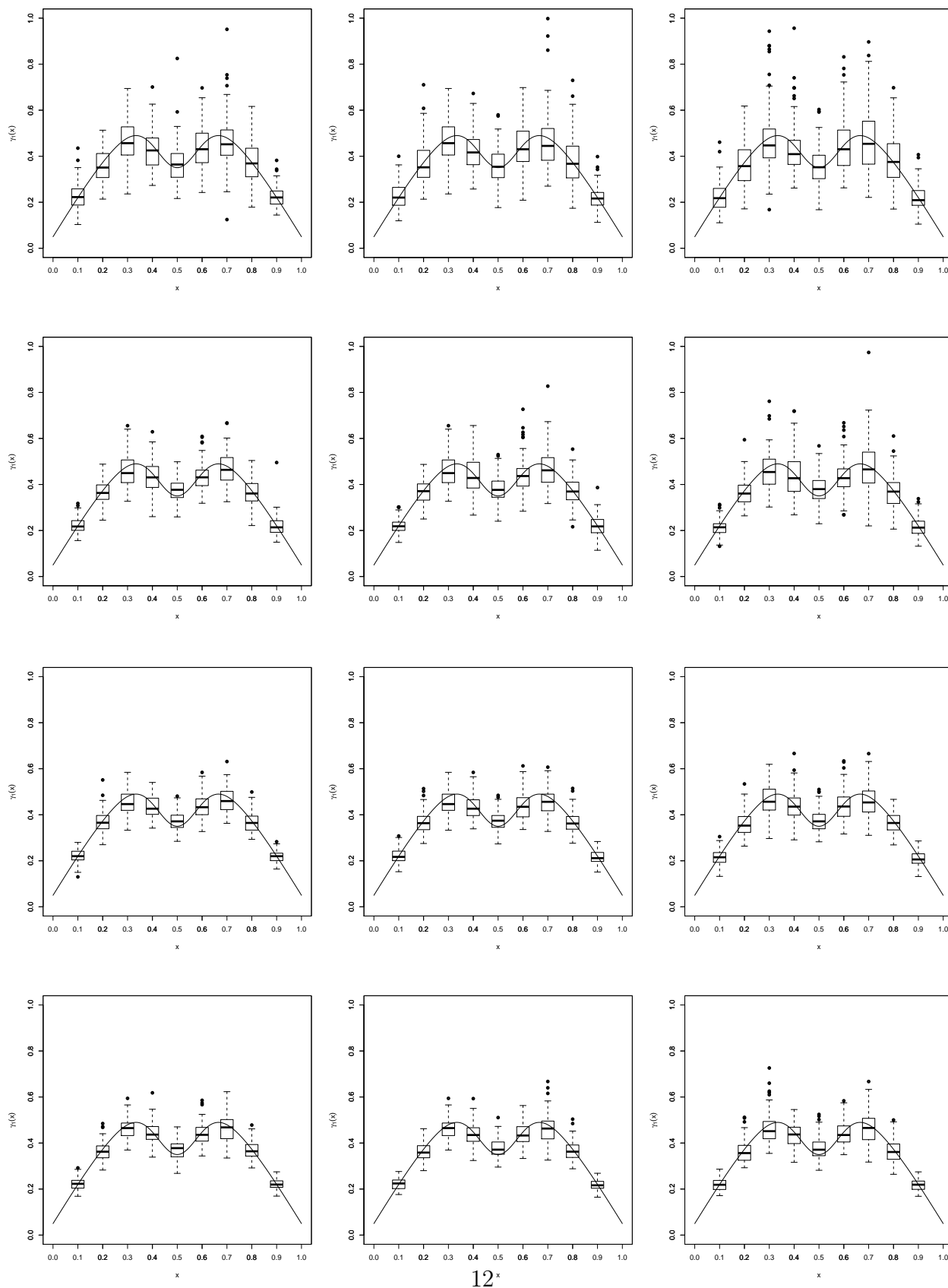


Figure 2: Boxplots of the N estimates of $\gamma_1(x)$ for $n = 200$ (1st line), $n = 400$ (2nd line), $n = 600$ (3rd line), $n = 800$ (4th line). Left: $c = 10\%$, center: $c = 25\%$, right: $c = 40\%$.

n	$q(1/1000, 0.1) = 4.5695$			$q(1/1000, 0.2) = 13.1358$			$q(1/1000, 0.3) = 27.4140$			$q(1/1000, 0.4) = 22.0358$			$q(1/1000, 0.5) = 11.2201$		
	10%	25%	40%	10%	25%	40%	10%	25%	40%	10%	25%	40%	10%	25%	40%
200	4.9051 (2.0984) [1.4987]	4.9217 (2.1909) [1.5564]	4.9775 (2.8898) [1.7181]	12.8627 (6.5390) [5.2294]	15.1259 (14.6945) [7.7024]	14.6754 (15.1103) [8.4554]	29.7765 (22.1035) [15.1600]	34.2158 (33.9952) [19.8775]	47.4512 (91.4621) [35.1628]	21.1591 (13.9045) [9.9591]	20.8619 (14.5388) [10.0064]	30.0911 (65.2830) [20.0666]	15.1480 (11.1821) [6.5352]	17.4580 (17.2417) [8.8535]	19.7782 (19.2146) [11.2048]
400	4.5509 (1.0149) [0.7783]	4.4909 (1.0231) [0.7846]	4.3758 (1.0838) [0.8026]	12.7265 (4.1748) [3.3625]	13.0571 (4.6262) [3.6549]	13.2056 (6.0845) [4.2554]	25.4270 (14.6121) [10.8706]	27.4535 (19.7593) [12.0761]	28.4287 (23.8713) [13.1128]	21.8468 (11.1816) [8.2532]	23.7294 (14.4708) [9.6850]	25.7412 (23.1045) [13.5354]	13.6515 (5.8417) [3.8271]	13.5535 (6.8835) [4.2458]	14.1533 (7.4824) [5.0220]
600	4.5291 (0.8798) [0.7116]	4.4845 (0.9537) [0.7504]	4.3823 (0.9731) [0.7849]	13.6544 (4.3521) [3.1794]	13.4414 (4.5436) [3.3703]	13.1955 (4.6639) [3.7097]	24.0469 (10.3738) [8.7212]	24.1875 (11.3229) [9.2147]	26.2753 (13.2170) [10.3688]	20.5668 (6.8417) [5.8623]	21.2501 (9.0705) [7.0867]	22.4150 (12.0648) [7.5981]	13.7379 (5.5173) [3.7719]	13.9236 (6.0139) [4.1005]	14.0653 (6.7546) [4.2414]
800	4.6094 (0.7210) [0.5762]	4.5768 (0.7395) [0.6098]	4.5582 (0.8746) [0.7028]	12.3614 (3.6101) [2.6401]	12.2954 (3.6328) [3.0161]	12.6640 (3.7755) [3.6113]	24.7095 (8.6029) [6.8036]	25.5801 (10.9137) [8.3678]	27.4010 (12.2523) [10.2965]	21.7130 (6.7012) [5.4887]	21.0711 (7.4548) [5.7443]	20.9701 (7.8365) [6.1833]	13.0676 (3.9094) [3.0581]	13.6430 (4.8973) [3.5205]	13.8643 (6.0034) [3.8947]

n	$q(1/1000, 0.6) = 22.0358$			$q(1/1000, 0.7) = 27.4140$			$q(1/1000, 0.8) = 13.1358$			$q(1/1000, 0.9) = 4.5695$		
	10%	25%	40%	10%	25%	40%	10%	25%	40%	10%	25%	40%
200	24.8973 (18.6830) [12.7777]	26.8478 (23.4396) [15.0691]	31.6122 (40.3262) [19.6097]	35.4726 (42.2866) [20.8515]	37.9542 (49.5125) [24.0656]	38.4741 (56.0340) [25.0722]	15.0307 (9.5039) [6.5695]	17.6032 (17.6637) [9.3951]	18.7812 (18.1308) [10.5987]	4.7138 (1.6713) [1.1836]	4.6911 (1.8586) [1.2528]	4.7025 (2.0443) [1.4079]
400	21.0084 (9.9573) [7.1595]	23.0927 (16.5794) [9.1380]	22.8012 (17.8647) [9.1503]	24.7805 (12.4526) [9.6803]	27.1309 (16.3368) [11.6037]	32.7301 (33.0097) [16.9023]	12.8802 (5.0678) [4.0083]	13.2370 (5.4929) [4.0705]	13.7795 (7.9506) [5.2544]	4.6228 (1.0399) [1.0226]	4.5499 (1.4602) [1.0585]	4.5391 (1.4660) [1.0976]
600	20.7236 (8.0589) [6.1070]	21.3903 (9.5612) [7.2747]	22.7184 (12.2271) [8.3499]	25.5869 (10.3777) [8.3564]	24.5530 (10.6816) [8.5976]	25.8020 (14.2859) [10.6484]	12.8633 (3.9845) [3.1846]	12.7666 (4.5512) [3.2996]	12.6675 (4.9016) [3.4189]	4.3906 (0.7658) [0.6193]	4.3147 (0.8289) [0.6974]	4.1995 (0.9169) [0.7860]
800	21.2026 (7.5896) [5.6381]	21.3579 (7.6956) [5.7519]	21.7652 (8.6432) [6.4576]	24.9908 (9.3165) [6.9324]	25.1628 (10.0739) [8.0160]	26.8321 (12.0559) [8.6939]	12.8467 (3.5802) [2.8018]	12.9886 (4.1186) [3.0938]	12.7717 (4.4042) [3.2062]	4.5190 (0.6725) [0.5373]	4.4598 (0.6914) [0.5651]	4.4162 (0.7651) [0.6219]

Table 2. Simulation results for $q(1/1000|x)$. For each configuration of the simulation parameters (n, c, x) , the first line gives the averaged value of the $N = 100$ estimates of $q(1/1000|x)$. (\cdot): empirical RMSE. [\cdot]: empirical MAE.

6. Appendix: Proofs

We first provide some additional notations and intermediate technical lemmas. Proofs of Proposition 2.1 and Theorem 2.2 are given in paragraph 6.2.

6.1. Preliminary results

Note first that $\bar{H}_n(t|x)$ and $\bar{H}_n^1(t|x)$ in (2.2) can be rewritten as $\bar{H}_n(t|x) = \hat{\varphi}_n(t, x)/\hat{g}_n(x)$ and $\bar{H}_n^1(t|x) = \hat{\psi}_n(t, x)/\hat{g}_n(x)$ respectively, where $\hat{\varphi}_n(t, x) = \frac{1}{n} \sum_{i=1}^n K_h(x - X_i) 1_{\{Z_i > t\}}$, $\hat{\psi}_n(t, x) = \frac{1}{n} \sum_{i=1}^n K_h(x - X_i) 1_{\{Z_i > t, \delta_i = 1\}}$ and $\hat{g}_n(x) = \frac{1}{n} \sum_{i=1}^n K_h(x - X_i)$ is the classical kernel estimator of the density function g .

Recall that $\bar{H}(t|x) = \mathbb{P}(Z > t|X = x)$ is the conditional survival function of Z given $X = x$ and let $\bar{H}^1(t|x) = \mathbb{P}(Z > t, \delta = 1|X = x)$ be the sub-distribution conditional survival function of Z . We further define $\varphi(t, x) = \bar{H}(t|x)g(x)$, $\psi(t, x) = \bar{H}^1(t|x)g(x)$,

$$\mathbb{W}_{n,\varphi}(x) = \sqrt{nh^p\varphi(t_n, x)} \left(\frac{\hat{\varphi}_n(t_n, x) - \mathbb{E}[\hat{\varphi}_n(t_n, x)]}{\varphi(t_n, x)} \right),$$

and

$$\mathbb{W}_{n,\psi}(x) = \sqrt{nh^p\psi(t_n, x)} \left(\frac{\hat{\psi}_n(t_n, x) - \mathbb{E}[\hat{\psi}_n(t_n, x)]}{\psi(t_n, x)} \right).$$

Finally in what follows, \top will denote the transpose. Lemma 6.1 investigates the limit of $\psi(t, x)/\varphi(t, x)$ as $t \rightarrow \infty$. A similar lemma is obtained by Brahim *et al.* (2013) in the unconditional case.

Lemma 6.1. *Suppose that (C1) holds and let $x \in \mathcal{X}$. Then $\lim_{t \rightarrow \infty} \psi(t, x)/\varphi(t, x) = p_x$.*

Proof. Note first that $\psi(t, x)/\varphi(t, x) = \bar{H}^1(t|x)/\bar{H}(t|x)$. A straightforward calculation yields $\bar{H}^1(t|x) = \int_t^\infty \bar{G}(u|x)dF(u|x)$. The change of variable $\bar{F}(u|x) = 1/v$ yields

$$\begin{aligned} \bar{H}^1(t|x) &= \int_{1/\bar{F}(t|x)}^\infty v^{-2} \bar{G}(F^{\leftarrow}(1 - 1/v|x)|x) dv \\ &:= \int_{1/\bar{F}(t|x)}^\infty v^{-1} \bar{R}(v|x) dv, \end{aligned}$$

where $v \mapsto \bar{R}(v|x)$ is a regularly varying function with index $-(1 + \gamma_1(x)/\gamma_2(x))$. By Theorem 1.2.2 of de Haan and Ferreira (2006),

$$\bar{H}^1(t|x) = \int_{1/\bar{F}(t|x)}^\infty v^{-1} \bar{R}(v|x) dv \sim \left(1 + \frac{\gamma_1(x)}{\gamma_2(x)}\right)^{-1} \bar{R}(1/\bar{F}(t|x)|x)$$

when t is large. Now, $\bar{R}(1/\bar{F}(t|x)|x) = \bar{F}(t|x)\bar{G}(t|x) = \bar{H}(t|x)$ thus

$$\bar{H}^1(t|x) \sim \left(1 + \frac{\gamma_1(x)}{\gamma_2(x)}\right)^{-1} \bar{H}(t|x)$$

when t is large, which implies that $\lim_{t \rightarrow \infty} \bar{H}^1(t|x)/\bar{H}(t|x) = \gamma_2(x)/(\gamma_1(x) + \gamma_2(x))$, that is, $\lim_{t \rightarrow \infty} \psi(t, x)/\varphi(t, x) = p_x$. \square

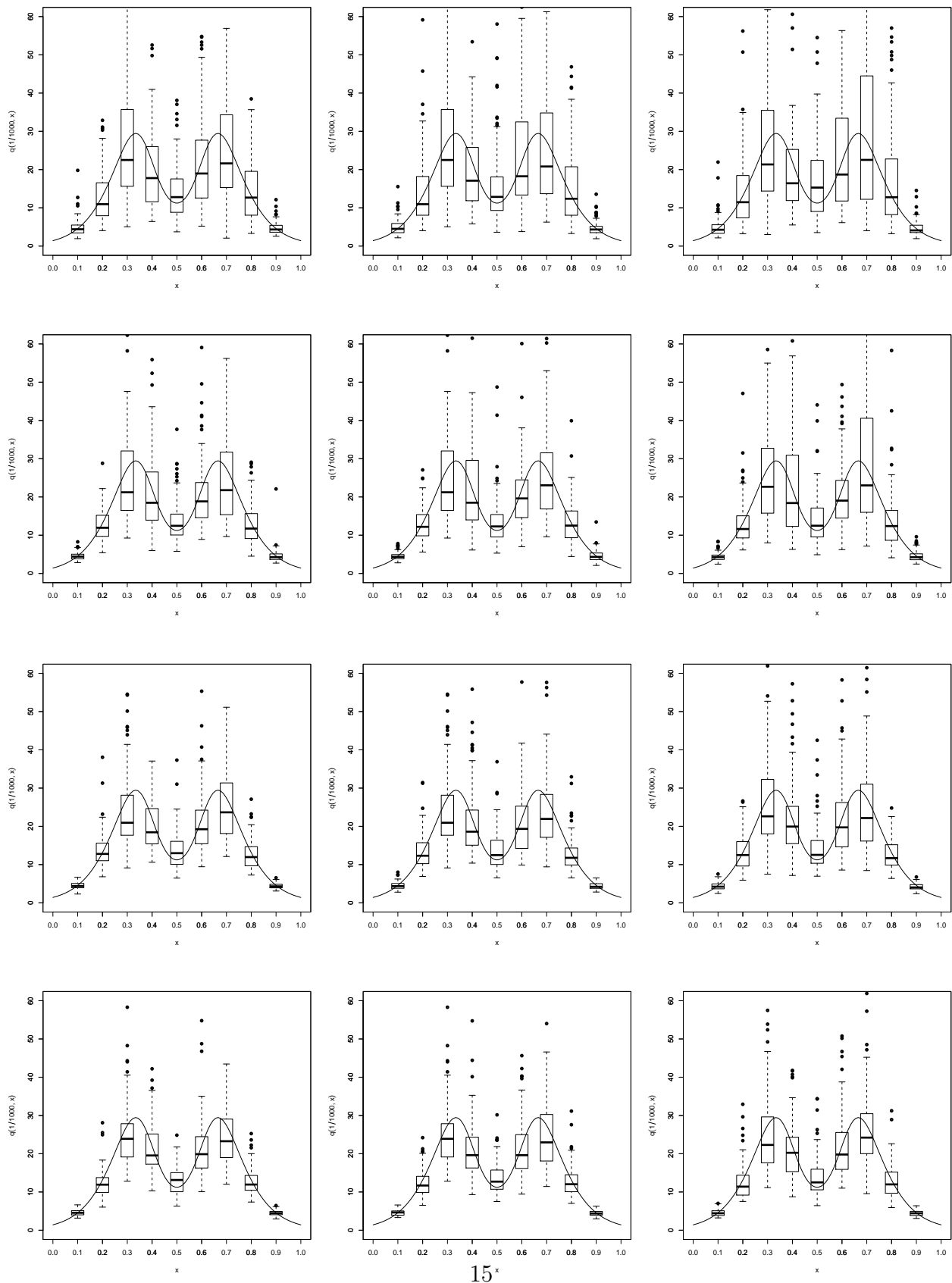


Figure 3: Boxplots of the N estimates of $q(1/1000|x)$ for $n = 200$ (1st line), $n = 400$ (2nd line), $n = 600$ (3rd line), $n = 800$ (4th line). Left: $c = 10\%$, center: $c = 25\%$, right: $c = 40\%$.

Lemma 6.2. *Suppose (C1), (C2) and (C3) hold. If $t_n \rightarrow \infty$ and $h \log t_n \rightarrow 0$ as $n \rightarrow \infty$, then*

$$\sup_{d(x,x') \leq h} \left| \frac{\bar{H}(t_n|x)}{\bar{H}(t_n|x')} - 1 \right| = O(h \log t_n).$$

Proof. The proof is similar to proof of Lemma 1 in Daouia *et al.* (2011) and is therefore omitted. \square

The next lemma is dedicated to the asymptotic properties of $\hat{\varphi}_n(t, x)$ and $\hat{\psi}_n(t, x)$.

Lemma 6.3. *Suppose (C1)-(C6) hold. Let t_n be such that $t_n \rightarrow \infty$, $h \log t_n \rightarrow 0$ and $nh^p \bar{H}(t_n|x) \rightarrow \infty$ as $n \rightarrow \infty$. Then, for all $x \in \mathcal{X}$ such that $g(x) > 0$,*

1. $\mathbb{E}[\hat{\varphi}_n(t_n, x)] = \varphi(t_n, x)(1 + O(h \log t_n))$ and $\mathbb{E}[\hat{\psi}_n(t_n, x)] = \psi(t_n, x)(1 + O(h \log t_n))$.
2. As $n \rightarrow \infty$, $\mathbb{W}_{n,\varphi}(x) \xrightarrow{\mathcal{D}} \mathcal{N}(0, \|K\|_2^2)$ and $\mathbb{W}_{n,\psi}(x) \xrightarrow{\mathcal{D}} \mathcal{N}(0, \|K\|_2^2)$. Moreover as $n \rightarrow \infty$, $\mathbb{W}_n(x) := (\mathbb{W}_{n,\varphi}(x), \mathbb{W}_{n,\psi}(x))^\top$ converges in distribution to a bivariate Gaussian vector $\mathcal{N}(0, M)$, where

$$M := \begin{pmatrix} \|K\|_2^2 & \|K\|_2^2 \sqrt{p_x} \\ \|K\|_2^2 \sqrt{p_x} & \|K\|_2^2 \end{pmatrix}.$$

Proof.

1. We prove that $\mathbb{E}[\hat{\varphi}_n(t_n, x)] = \varphi(t_n, x)(1 + O(h \log t_n))$ (the proof is similar for $\hat{\psi}_n(t_n, x)$ and is thus omitted). The observations (Z_i, X_i, δ_i) , $i = 1, \dots, n$ are identically distributed, thus

$$\begin{aligned} \mathbb{E}[\hat{\varphi}_n(t_n, x)] &= \int_{\mathbb{R}^p} K_h(x-s) \bar{H}(t_n|s) g(s) ds \\ &= \int_S K(u) \bar{H}(t_n|x-hu) g(x-hu) du \end{aligned}$$

under (C6). It follows that

$$\begin{aligned} |\mathbb{E}[\hat{\varphi}_n(t_n, x)] - \varphi(t_n, x)| &\leq \bar{H}(t_n|x) \int_S K(u) |g(x-hu) - g(x)| du \\ &\quad + \bar{H}(t_n|x) \int_S K(u) \left| \frac{\bar{H}(t_n|x-hu)}{\bar{H}(t_n|x)} - 1 \right| g(x-hu) du \\ &:= A_{1,x} + A_{2,x}. \end{aligned}$$

Under (C4) and since $g(x) > 0$, we have

$$A_{1,x} \leq \bar{H}(t_n|x) c_g h \int_S d(u, 0) K(u) du = \varphi(t_n, x) O(h). \quad (6.10)$$

By Lemma 6.2, we have

$$\sup_{u \in \mathcal{S}} \left| \frac{\bar{H}(t_n|x - hu)}{\bar{H}(t_n|x)} - 1 \right| = O(h \log t_n),$$

thus

$$\begin{aligned} A_{2,x} &= \bar{H}(t_n|x) O(h \log t_n) \int_{\mathcal{S}} K(u) g(x - hu) du \\ &= \varphi(t_n, x) O(h \log t_n). \end{aligned} \quad (6.11)$$

Combining (6.10) and (6.11) concludes the proof.

2. We first prove asymptotic normality of $\mathbb{W}_{n,\varphi}(x)$ (the proof for $\mathbb{W}_{n,\psi}(x)$ is similar and is thus omitted). Let

$$\mathbb{W}_{n,\varphi}(x) := \frac{\hat{\varphi}_n(t_n, x) - \mathbb{E}[\hat{\varphi}_n(t_n, x)]}{\varphi(t_n, x) \Lambda_n(x)}$$

where $\Lambda_n(x) = (nh^p \varphi(t_n, x))^{-1/2}$. Straightforward calculations allow to rewrite $\mathbb{W}_{n,\varphi}(x)$ as:

$$\begin{aligned} \mathbb{W}_{n,\varphi}(x) &= \frac{1}{\varphi(t_n, x) \Lambda_n(x)} \frac{1}{n} \sum_{i=1}^n \{K_h(x - X_i) 1_{\{Z_i > t_n\}} - \mathbb{E}[K_h(x - X) 1_{\{Z > t_n\}}]\} \\ &:= \frac{1}{\varphi(t_n, x) \Lambda_n(x) n} \sum_{i=1}^n T_{i,n}, \end{aligned}$$

that is, as the row sum of the triangular array of random variables $(T_{i,n}, i = 1, \dots, n)$, $n \geq 1$, where for fixed n , $T_{i,n}, i = 1, \dots, n$ are independent and identically distributed zero-mean random variables. Thus, to establish the asymptotic normality of $\mathbb{W}_{n,\varphi}(x)$, we verify Lyapunov's condition for triangular arrays of random variables. As a preliminary step, we first calculate the variance of $\mathbb{W}_{n,\varphi}(x)$. We have:

$$\begin{aligned} \text{var}(T_{i,n}) &= \text{var}(K_h(x - X_i) 1_{\{Z_i > t_n\}}) \\ &= \mathbb{E}[K_h^2(x - X_i) 1_{\{Z_i > t_n\}}] - \mathbb{E}[K_h(x - X_i) 1_{\{Z_i > t_n\}}]^2. \end{aligned}$$

From Lemma 2 of Goegebeur *et al.* (2014b), $\mathbb{E}[K_h^2(x - X_i) 1_{\{Z_i > t_n\}}] = \varphi(t_n, x) h^{-p} \|K\|_2^2 (1 + O(h \log t_n))$ and from statement 1 in Lemma 6.3, $\mathbb{E}[K_h(x - X_i) 1_{\{Z_i > t_n\}}] = \varphi(t_n, x) (1 + O(h \log t_n))$. It follows that

$$\text{var}(T_{i,n}) = \varphi(t_n, x) h^{-p} \|K\|_2^2 (1 + O(h \log t_n)) - \varphi^2(t_n, x) (1 + O(h \log t_n))^2 \quad (6.12)$$

and thus,

$$\begin{aligned} \text{var}(\mathbb{W}_{n,\varphi}(x)) &= \frac{1}{\varphi^2(t_n, x) \Lambda_n^2(x) n^2} n \text{var}(T_{i,n}) \\ &= \|K\|_2^2 (1 + O(h \log t_n)) - h^p \varphi(t_n, x) (1 + O(h \log t_n))^2. \end{aligned}$$

From this, we deduce that $\text{var}(\mathbb{W}_{n,\varphi}(x)) \rightarrow \|K\|_2^2$ as $n \rightarrow \infty$. Now, we prove that Lyapunov's condition for triangular arrays is satisfied, namely we show that $\sum_{i=1}^n \mathbb{E}|\tilde{T}_{i,n}|^3 \rightarrow 0$ as $n \rightarrow \infty$, where $\tilde{T}_{i,n} := T_{i,n}/\{\varphi(t_n, x)\Lambda_n(x)n\}$. It is straightforward to prove that

$$|\tilde{T}_{i,n}| \leq \frac{2\|K\|_\infty}{\sqrt{nh^p\varphi(t_n, x)}},$$

where $\|\cdot\|_\infty$ denotes the supremum norm and thus $|\tilde{T}_{i,n}|^3 \leq \frac{2\|K\|_\infty}{\sqrt{nh^p\varphi(t_n, x)}}|\tilde{T}_{i,n}|^2$. Taking expectation on both sides of this inequality yields

$$\mathbb{E}|\tilde{T}_{i,n}|^3 \leq \frac{2\|K\|_\infty h^{2p}}{(nh^p\varphi(t_n, x))^{3/2}} \text{var}(T_{i,n}),$$

and using (6.12), we obtain that

$$\sum_{i=1}^n \mathbb{E}|\tilde{T}_{i,n}|^3 \leq \frac{2\|K\|_\infty\|K\|_2^2}{\sqrt{nh^p\varphi(t_n, x)}}(1+o(1)) - \frac{2\|K\|_\infty h^{2p}\varphi(t_n, x)}{\sqrt{nh^p\varphi(t_n, x)}}(1+o(1)) \rightarrow 0$$

as $n \rightarrow \infty$. Lyapunov's condition is verified, thus $\mathbb{W}_{n,\varphi}(x)/\sqrt{\text{var}(\mathbb{W}_{n,\varphi}(x))} \xrightarrow{\mathcal{D}} \mathcal{N}(0, 1)$.

Finally, $\mathbb{W}_{n,\varphi}(x) \xrightarrow{\mathcal{D}} \mathcal{N}(0, \|K\|_2^2)$.

We now prove that $\mathbb{W}_n(x) := (\mathbb{W}_{n,\varphi}(x), \mathbb{W}_{n,\psi}(x))^\top$ converges in distribution to $\mathcal{N}(0, M)$. According to Cramér-Wold device (*e.g.*, van der Vaart (1998)), it is sufficient to prove that $\ell^\top \mathbb{W}_n(x) \xrightarrow{\mathcal{D}} \mathcal{N}(0, \ell^\top M \ell)$ for all $\ell = (\ell_1, \ell_2)^\top \in \mathbb{R}^2$, $\ell \neq 0$. Some simple algebra yields:

$$\ell^\top \mathbb{W}_n(x) := \frac{1}{\varphi(t_n, x)\Lambda_n(x)n} \sum_{i=1}^n T_{i,n}^*,$$

where

$$T_{i,n}^* = K_h(x - X_i) \left\{ \ell_1 1_{\{Z_i > t_n\}} + \ell_2 1_{\{Z_i > t_n, \delta_i = 1\}} \sqrt{\frac{\varphi(t_n, x)}{\psi(t_n, x)}} \right\} \\ - \mathbb{E} \left[K_h(x - X) \left\{ \ell_1 1_{\{Z > t_n\}} + \ell_2 1_{\{Z > t_n, \delta = 1\}} \sqrt{\frac{\varphi(t_n, x)}{\psi(t_n, x)}} \right\} \right].$$

Similar calculations as for $\text{var}(T_{i,n})$ yield

$$\text{var}(T_{i,n}^*) = l_1^2 (\varphi(t_n, x)h^{-p}\|K\|_2^2(1 + O(h \log t_n)) - \varphi^2(t_n, x)(1 + O(h \log t_n))^2) \\ + l_2^2 (p_x^{-1} + o(1)) (\psi(t_n, x)h^{-p}\|K\|_2^2(1 + O(h \log t_n)) \\ - \psi^2(t_n, x)(1 + O(h \log t_n))^2) \\ + 2l_1 l_2 (p_x^{-1/2} + o(1)) (\psi(t_n, x)h^{-p}\|K\|_2^2(1 + O(h \log t_n)) \\ - \varphi(t_n, x)\psi(t_n, x)(1 + O(h \log t_n))^2),$$

and thus

$$\begin{aligned}
\lim_{n \rightarrow \infty} \text{var}(\ell^\top \mathbb{W}_n(x)) &= \lim_{n \rightarrow \infty} \frac{1}{h^{-p} \varphi(t_n, x)} \text{var}(T_{i,n}^*) \\
&= \ell_1^2 \|K\|_2^2 + \ell_2^2 \|K\|_2^2 + 2\ell_1 \ell_2 \|K\|_2^2 \sqrt{p_x} \\
&= \ell^\top M \ell.
\end{aligned}$$

Asymptotic normality of $\ell^\top \mathbb{W}_n(x)$ follows from Lyapunov's condition: $\lim_{n \rightarrow \infty} \sum_{i=1}^n \mathbb{E}|T_{i,n}^* / \{\varphi(t_n, x) \Lambda_n(x) n\}|^3 = 0$ (calculations are similar as above and are omitted for conciseness). Thus, for all $\ell \in \mathbb{R}^2$, $\ell \neq 0$, $\ell^\top \mathbb{W}_n(x)$ converges in distribution to the univariate normal distribution $\mathcal{N}(0, \ell^\top M \ell)$. Cramér-Wold device finally implies that $\mathbb{W}_n(x) \xrightarrow{\mathcal{D}} \mathcal{N}(0, M)$. \square

6.2. Proofs of main results

Proof of Proposition 2.1. We decompose

$$\begin{aligned}
\sqrt{nh^p \bar{H}(t_n|x)} (\hat{p}_{t_n}(x) - p_x) &= \sqrt{nh^p \bar{H}(t_n|x)} \left(\hat{p}_{t_n}(x) - \frac{\psi(t_n, x)}{\varphi(t_n, x)} \right) \\
&\quad + \sqrt{nh^p \bar{H}(t_n|x)} \left(\frac{\psi(t_n, x)}{\varphi(t_n, x)} - p_x \right).
\end{aligned}$$

We first prove that the first term in this sum is asymptotically normal. This follows from an application of the Delta method. We have:

$$\begin{aligned}
\sqrt{nh^p \bar{H}(t_n|x)} \left(\frac{\hat{\psi}_n(t_n, x)}{\varphi(t_n, x)} - \frac{\psi(t_n, x)}{\varphi(t_n, x)} \right) &= \left(\frac{1}{\sqrt{g(x)}} \sqrt{\frac{\psi(t_n, x)}{\varphi(t_n, x)}} \mathbb{W}_{n, \psi}(x) \right) \\
&\quad \left(\frac{\hat{\varphi}_n(t_n, x)}{\varphi(t_n, x)} - 1 \right) \\
&= \left(\frac{1}{\sqrt{g(x)}} \mathbb{W}_{n, \varphi}(x) \right) \\
&\quad + \left(\frac{1}{\sqrt{g(x)}} \sqrt{\frac{\psi(t_n, x)}{\varphi(t_n, x)}} \sqrt{nh^p \psi(t_n, x)} \left(\frac{\mathbb{E}[\hat{\psi}_n(t_n, x)]}{\psi(t_n, x)} - 1 \right) \right) \\
&\quad \left(\frac{1}{\sqrt{g(x)}} \sqrt{nh^p \varphi(t_n, x)} \left(\frac{\mathbb{E}[\hat{\varphi}_n(t_n, x)]}{\varphi(t_n, x)} - 1 \right) \right).
\end{aligned}$$

As $n \rightarrow \infty$, $\psi(t_n, x)/\varphi(t_n, x) \rightarrow p_x$ by Lemma 6.1. Moreover, by statement 1 in Lemma 6.3, $\mathbb{E}[\hat{\psi}_n(t_n, x)]/\psi(t_n, x) - 1 = O(h \log t_n)$ and $\mathbb{E}[\hat{\varphi}_n(t_n, x)]/\varphi(t_n, x) - 1 = O(h \log t_n)$ (note that under the conditions of Proposition 2.1, the condition $h \log t_n \rightarrow 0$ of Lemma 6.3 is satisfied). Finally by assumption, $nh^{p+2} \bar{H}(t_n|x) (\log t_n)^2 \rightarrow 0$ as $n \rightarrow \infty$. It follows that

$$\sqrt{nh^p \bar{H}(t_n|x)} \left(\frac{\hat{\psi}_n(t_n, x)}{\varphi(t_n, x)} - \frac{\psi(t_n, x)}{\varphi(t_n, x)} \right) = \left(\frac{1}{\sqrt{g(x)}} \sqrt{\frac{\psi(t_n, x)}{\varphi(t_n, x)}} \mathbb{W}_{n, \psi}(x) \right) + o(1).$$

By statement 2 in Lemma 6.3, this converges in distribution to a bivariate Gaussian vector $\mathcal{N}(0, \Sigma)$, with

$$\Sigma := \begin{pmatrix} \|K\|_2^2 p_x & \|K\|_2^2 p_x \\ g(x) & g(x) \\ \|K\|_2^2 p_x & \|K\|_2^2 p_x \\ g(x) & g(x) \end{pmatrix}.$$

Consider the function $\phi(x, y) = \frac{x}{y}$. The map ϕ is differentiable at (x, y) (if $y \neq 0$), with derivative $\phi'(x, y) = (\frac{1}{y}, -\frac{x}{y^2})$. It follows from the Delta method (van der Vaart, 1998) that

$$\sqrt{nh^p \bar{H}(t_n|x)} \left(\hat{p}_{t_n}(x) - \frac{\psi(t_n, x)}{\varphi(t_n, x)} \right) = \sqrt{nh^p \bar{H}(t_n|x)} \left(\phi \left(\frac{\hat{\psi}_n(t_n, x)}{\varphi(t_n, x)}, \frac{\hat{\varphi}_n(t_n, x)}{\varphi(t_n, x)} \right) - \phi \left(\frac{\psi(t_n, x)}{\varphi(t_n, x)}, 1 \right) \right)$$

converges in distribution to $\mathcal{N}(0, \phi'(p_x, 1)\Sigma(\phi'(p_x, 1))^\top)$, that is, to the normal distribution $\mathcal{N}(0, p_x(1-p_x)\|K\|_2^2/g(x))$. Using similar arguments as Beirlant *et al.* (2007), one shows that $\sqrt{nh^p \bar{H}(t_n|x)} \left(\frac{\psi(t_n, x)}{\varphi(t_n, x)} - p_x \right) = o(1)$, which concludes the proof. \square

Proof of Theorem 2.2. First, we decompose $\sqrt{nh^p \bar{H}(t_n|x)}(\hat{\gamma}_{t_n}^{(c,H)}(x) - \gamma_1(x))$ as:

$$\begin{aligned} \sqrt{nh^p \bar{H}(t_n|x)} \left(\hat{\gamma}_{t_n}^{(c,H)}(x) - \gamma_1(x) \right) &= \frac{1}{\hat{p}_{t_n}(x)} \sqrt{nh^p \bar{H}(t_n|x)} \left(\hat{\gamma}_{t_n}^H(x) - \gamma(x) \right) \\ &\quad - \frac{\gamma_1(x)}{\hat{p}_{t_n}(x)} \sqrt{nh^p \bar{H}(t_n|x)} (\hat{p}_{t_n}(x) - p_x) \\ &= \frac{1}{p_x} \sqrt{nh^p \bar{H}(t_n|x)} \left(\hat{\gamma}_{t_n}^H(x) - \gamma(x) \right) \\ &\quad - \frac{\gamma_1(x)}{p_x} \sqrt{nh^p \bar{H}(t_n|x)} (\hat{p}_{t_n}(x) - p_x) + o_{\mathbb{P}}(1) \\ &:= \frac{1}{p_x} P_{n,x} - \frac{\gamma_1(x)}{p_x} R_{n,x} + o_{\mathbb{P}}(1). \end{aligned} \tag{6.13}$$

Then, some simple but tedious algebra yields

$$\begin{aligned} P_{n,x} &= \sqrt{\frac{nh^p}{g(x)\varphi(t_n, x)}} \left(\frac{1}{n} \sum_{i=1}^n K_h(x - X_i) \log \left(\frac{Z_i}{t_n} \right) 1_{\{Z_i > t_n\}} - \int_{t_n}^{\infty} \frac{\varphi(z, x)}{z} dz \right) \\ &\quad - \gamma(x) \sqrt{\frac{nh^p}{g(x)\varphi(t_n, x)}} (\hat{\varphi}_n(t_n, x) - \varphi(t_n, x)) + o_{\mathbb{P}}(1), \\ R_{n,x} &= \sqrt{\frac{nh^p}{g(x)\varphi(t_n, x)}} \left(\hat{\psi}_n(t_n, x) - \psi(t_n, x) \right) - p_x \sqrt{\frac{nh^p}{g(x)\varphi(t_n, x)}} (\hat{\varphi}_n(t_n, x) - \varphi(t_n, x)) + o_{\mathbb{P}}(1). \end{aligned}$$

Therefore, asymptotic normality of $\hat{\gamma}_{t_n}^{(c,H)}(x)$ will be proved if we can establish the asymptotic normality of the random vector

$$\mathbb{X}_n(x) = \sqrt{\frac{nh^p}{g(x)\varphi(t_n, x)}} \left(\begin{array}{c} \hat{\varphi}_n(t_n, x) - \varphi(t_n, x) \\ \hat{\psi}_n(t_n, x) - \psi(t_n, x) \\ \frac{1}{n} \sum_{i=1}^n K_h(x - X_i) \log \left(\frac{Z_i}{t_n} \right) 1_{\{Z_i > t_n\}} - \int_{t_n}^{\infty} \frac{\varphi(z, x)}{z} dz \end{array} \right),$$

whereafter the result will follow by a straightforward application of the Delta method. The asymptotic normality of $\mathbb{X}_n(x)$ is proved by using Cramér-Wold device. Let $\ell = (\ell_1, \ell_2, \ell_3)^\top \in \mathbb{R}^3$, $\ell \neq 0$. Then

$$\ell^\top \mathbb{X}_n(x) := \sqrt{\frac{nh^p}{g(x)\varphi(t_n, x)}} \frac{1}{n} \sum_{i=1}^n T_{i,n}^\dagger,$$

where

$$\begin{aligned} T_{i,n}^\dagger &= l_1 K_h(x - X_i) 1_{\{Z_i > t_n\}} + l_2 K_h(x - X_i) 1_{\{Z_i > t_n, \delta_i = 1\}} + l_3 K_h(x - X_i) \log\left(\frac{Z_i}{t_n}\right) 1_{\{Z_i > t_n\}} \\ &\quad - \left(l_1 \varphi(t_n, x) + l_2 \psi(t_n, x) + l_3 \int_{t_n}^{\infty} \frac{\varphi(z, x)}{z} dz \right). \end{aligned}$$

From Lemma 2 of Goegebeur *et al.* (2014b), it holds that:

$$\begin{aligned} \mathbb{E} [K_h(x - X_i) \log(Z_i/t_n) 1_{\{Z_i > t_n\}}] &= \gamma(x) \varphi(t_n, x) (1 + O(h \log t_n)), \\ \mathbb{E} [K_h^2(x - X_i) \log(Z_i/t_n) 1_{\{Z_i > t_n\}}] &= \gamma(x) \varphi(t_n, x) h^{-p} \|K\|_2^2 (1 + O(h \log t_n)) \end{aligned}$$

and

$$\mathbb{E} [K_h^2(x - X_i) \log^2(Z_i/t_n) 1_{\{Z_i > t_n\}}] = 2\gamma^2(x) \varphi(t_n, x) h^{-p} \|K\|_2^2 (1 + O(h \log t_n)).$$

Using this, lengthy but simple calculations yield

$$\begin{aligned} \text{var}(\ell^\top \mathbb{X}_n(x)) &= \frac{h^p}{g(x)\varphi(t_n, x)} \text{var}(T_{i,n}^\dagger) \\ &= \ell_1^2 \frac{\|K\|_2^2}{g(x)} + \ell_2^2 \frac{p_x \|K\|_2^2}{g(x)} + \ell_3^2 \frac{2\gamma^2(x) \|K\|_2^2}{g(x)} + 2\ell_1 \ell_2 \frac{p_x \|K\|_2^2}{g(x)} \\ &\quad + 2\ell_1 \ell_3 \frac{\gamma(x) \|K\|_2^2}{g(x)} + 2\ell_2 \ell_3 \frac{\gamma(x) p_x \|K\|_2^2}{g(x)} + o(1) \\ &= \ell^\top \Gamma \ell + o(1), \end{aligned}$$

where

$$\Gamma := \begin{pmatrix} \frac{\|K\|_2^2}{g(x)} & \frac{\|K\|_2^2 p_x}{g(x)} & \frac{\|K\|_2^2 \gamma(x)}{g(x)} \\ \frac{\|K\|_2^2 p_x}{g(x)} & \frac{\|K\|_2^2 p_x}{g(x)} & \frac{\|K\|_2^2 p_x \gamma(x)}{g(x)} \\ \frac{\|K\|_2^2 \gamma(x)}{g(x)} & \frac{\|K\|_2^2 p_x \gamma(x)}{g(x)} & \frac{2\|K\|_2^2 \gamma^2(x)}{g(x)} \end{pmatrix}.$$

Now, to establish the asymptotic normality of $\ell^\top \mathbb{X}_n(x)$, we verify Lyapounov's criterion for triangular arrays of random variables. In the present context, this consists in proving that $\lim_{n \rightarrow \infty} \sum_{i=1}^n \mathbb{E} |T_{i,n}^\dagger / \{ng(x)h^{-p}\varphi(t_n, x)\}^{1/2}|^3 = 0$ (calculations are similar as in proof of Lemma 6.3 and are thus omitted). It follows that for all $\ell = (\ell_1, \ell_2, \ell_3)^\top \in \mathbb{R}^3$, $\ell \neq 0$, $\ell^\top \mathbb{X}_n(x)$ converges in distribution to $\mathcal{N}(0, \ell^\top \Gamma \ell)$. By Cramér-Wold device, $\mathbb{X}_n(x) \xrightarrow{\mathcal{D}} \mathcal{N}(0, \Gamma)$. Finally, based on the decomposition (6.13), on the expressions of $P_{n,x}$ and $R_{n,x}$ and on the asymptotic normality of $\mathbb{X}_n(x)$, a straightforward application of the Delta method completes the proof of Theorem 2.2. \square

Acknowledgements

The authors acknowledge financial support from the "Agence Universitaire de la Francophonie" and AIRES-Sud (a program from the French Ministry of Foreign and European Affairs implemented by the "Institut de Recherche pour le Développement", IRD-DSF, grant number: 7168).

References

- Beirlant, J., Goegebeur, Y., Teugels, J., Segers, J., 2004. *Statistics of Extremes: Theory and Applications*. John Wiley & Sons, Ltd.
- Beirlant, J., Guillou, A., Dierckx, G., Fils-Villetard, A., 2007. Estimation of the extreme value index and extreme quantiles under random censoring. *Extremes* 10(3), 151-174.
- Beirlant, J., Guillou, A., Toulemonde, G., 2010. Peaks-Over-Threshold modeling under random censoring. *Communications in Statistics - Theory and Methods* 39, 1158-1179.
- Berlinet, A., Gannoun, A., Matzner-Løber, E., 2012. Asymptotic normality of convergent estimates of conditional quantiles. *Statistics* 35(2), 139-169.
- Brahimi, B., Meraghni, D., Necir, A., 2013. On the asymptotic normality of Hill's estimator of the tail index under random censoring. Preprint: arXiv-1302.1666.
- Dabrowska, D.M., 1992. Variable bandwidth conditional Kaplan-Meier estimate. *Scandinavian Journal of Statistics* 19, 351-361.
- Daouia, A., Gardes, L., Girard, S., Lekina, A., 2011. Kernel estimators of extreme level curves. *Test* 20, 311-333.
- de Haan, L., Ferreira, A., 2006. *Extreme Value Theory*. Springer, New York.
- Dekkers, A.L.M., Einmahl, J.H.J., de Haan, L., 1989. A moment estimator for the index of an extreme-value distribution. *Annals of Statistics* 17(4), 1833-1855.
- Delafosse, E., Guillou, A., 2002. Almost sure convergence of a tail index estimator in the presence of censoring. *Comptes Rendus Mathématique. Académie des Sciences. Paris* 335(4), 375-380.
- Einmahl, J.H.J., Fils-Villetard, A., Guillou, A., 2008. Statistics of extremes under random censoring. *Bernoulli* 14(1), 207-227.
- Embrechts, P., Klüppelberg, C., Mikosch, T., 1997. *Modelling Extremal Events For Insurance and Finance*. Springer, Berlin.
- Ferrez, J., Davison, A.C., Rebetez, M., 2011. Extreme temperature analysis under forest cover compared to an open field. *Agricultural and Forest Meteorology* 151, 992-1001.

- Gannoun, A., 1990. Estimation non paramétrique de la médiane conditionnelle, médianogramme et méthode du noyau. Publications de l'Institut de Statistique de l'Université de Paris XXXXVI, 11-22.
- Gardes, L., Girard, S., 2008. A moving window approach for nonparametric estimation of the conditional tail index. *Journal of Multivariate Analysis* 99(10), 2368-2388.
- Gardes, L., Girard, S., 2010. Conditional extremes from heavy-tailed distributions: an application to the estimation of extreme rainfall return levels. *Extremes* 13(2), 177-204.
- Gardes, L., Girard, S., 2012. Functional kernel estimators of large conditional quantiles. *Electronic Journal of Statistics* 6, 1715-1744.
- Gardes, L., Girard, S., Lekina, A., 2010. Functional nonparametric estimation of conditional extreme quantiles. *Journal of Multivariate Analysis* 101(2), 419-433.
- Gardes, L., Stupfler, G., 2014. Estimation of the conditional tail index using a smoothed local Hill estimator. *Extremes* 17(1), 45-75.
- Goegebeur, Y., Guillou, A., Osmann, M., 2014a. A local moment type estimator for the extreme value index in regression with random covariates. *Canadian Journal of Statistics*, to appear.
- Goegebeur, Y., Guillou, A., Schorgen, A., 2014b. Nonparametric regression estimation of conditional tails: the random covariate case. *Statistics* 48(4), 732-755.
- Gomes, M.I., Neves, M.M., 2011. Estimation of the extreme value index for randomly censored data. *Biometrical Letters* 48(1), 1-22.
- Gomes, M.I., Oliveira, O., 2003. Censoring estimators of a positive tail index. *Statistics & Probability Letters* 65(3), 147-159.
- Matthys, G., Delafosse, E., Guillou, A., Beirlant, J., 2004. Estimating catastrophic quantile levels for heavy-tailed distributions. *Insurance: Mathematics & Economics* 34(3), 517-537.
- Ndao, P., Diop, A., Dupuy, J.-F., 2014. Nonparametric estimation of the conditional tail index and extreme quantiles under random censoring. *Computational Statistics & Data Analysis* 79, 63-79.
- Novak, S.Y., 2012. *Extreme value methods with applications to finance*. CRC Press, Boca Raton, FL.
- Pisarenko, V.F., Sornette, D., 2003. Characterization of the frequency of extreme earthquake events by the generalized Pareto distribution. *Pure and Applied Geophysics* 160, 2343-2364.
- Reiss, R.-D., Thomas, M., 2007. *Statistical Analysis of Extreme Values with Applications to Insurance, Finance, Hydrology and Other Fields*. Birkhäuser, Basel.

- Samanta, M., 1989. Nonparametric estimation of conditional quantiles. *Statistics & Probability Letters* 7(5), 407-412.
- Stone, C.J., 1977. Consistent nonparametric regression (with discussion). *The Annals of Statistics* 5(4), 595-645.
- Stupfler, G., 2013. A moment estimator for the conditional extreme-value index. *Electronic Journal of Statistics* 7, 2298-2343.
- Stute, W., 1986. Conditional empirical processes. *The Annals of Statistics* 14(2), 638-647.
- van der Vaart, A.W., 1998. *Asymptotic Statistics*. Cambridge University Press, New York.
- Weissman, I., 1978. Estimation of parameters and large quantiles based on the k largest observations. *Journal of the American Statistical Association* 73, 812-815.
- Worms, J., Worms, R., 2014. New estimators of the extreme value index under random right censoring, for heavy-tailed distributions. *Extremes* 17(2), 337-358.
- Yao, Q., 1999. Conditional predictive regions for stochastic processes. Technical report. Canterbury: Institute of Mathematics and Statistics, University of Kent.