



HAL
open science

Matter waves in atomic artificial graphene

Nicola Bartolo, Mauro Antezza

► **To cite this version:**

Nicola Bartolo, Mauro Antezza. Matter waves in atomic artificial graphene. EPL - Europhysics Letters, 2014, 107 (3), pp.30006. 10.1209/0295-5075/107/30006 . hal-01054237

HAL Id: hal-01054237

<https://hal.science/hal-01054237>

Submitted on 12 Oct 2020

HAL is a multi-disciplinary open access archive for the deposit and dissemination of scientific research documents, whether they are published or not. The documents may come from teaching and research institutions in France or abroad, or from public or private research centers.

L'archive ouverte pluridisciplinaire **HAL**, est destinée au dépôt et à la diffusion de documents scientifiques de niveau recherche, publiés ou non, émanant des établissements d'enseignement et de recherche français ou étrangers, des laboratoires publics ou privés.

Matter Waves in Atomic Artificial Graphene

NICOLA BARTOLO^{1,2,3} (a) and MAURO ANTEZZA^{1,2,4} (b)

¹ *Université Montpellier 2, Laboratoire Charles Coulomb UMR 5221 - F-34095 Montpellier, France*

² *CNRS, Laboratoire Charles Coulomb UMR 5221 - F-34095 Montpellier, France*

³ *INO-CNR BEC Center and Dipartimento di Fisica, Università di Trento - I-38123 Povo, Italy*

⁴ *Institut Universitaire de France - 103, bd Saint-Michel - F-75005 Paris, France*

PACS 03.75.-b – Matter waves

PACS 81.05.ue – Graphene

PACS 67.85.-d – Ultracold gases, trapped gases

Abstract – We present a new model to realize artificial 2D lattices with cold atoms investigating the atomic artificial graphene: a 2D-confined matter wave is scattered by atoms of a second species trapped around the nodes of a honeycomb optical lattice. The system allows an exact determination of the Green function, hence of the transport properties. The inter-species interaction can be tuned via the interplay between scattering length and confinements. Band structure and density of states of a periodic lattice are derived for different values of the interaction strength. Emergence and features of Dirac cones are pointed out, together with the appearance of multiple gaps and a non-dispersive and isolated flat band. Robustness against finite-size and vacancies effects is numerically investigated.

Introduction. – Due to the fundamental role of carbon in biological systems, the investigations of physical properties of its allotropes has always raised great interest. This is the case for graphene, which is a flat monolayer of carbon atoms arranged in a two-dimensional (2D) honeycomb lattice (HL) [1]. The experimental isolation of graphene in 2004 [2] pushed out of the mere academic interest the study of this intriguing material, with particular interest toward the outstanding transport properties of charge carriers. These follow from the peculiar band structure of electrons: conduction and valence bands touch in isolated point of k -space, around which the energy-momentum dispersion relation is conical. In such a scenario Schrödinger's equation fails to describe the particles' behavior, ruled by a Dirac-like equation for massless fermions. The group velocity $v_g \simeq 10^6$ m/s of these particles around the Dirac cone plays the role of an effective speed-of-light of the charge carriers. This intriguing scenario allows for the investigation of quantum electrodynamics in benchtop experiments.

The interest towards these amazing properties led to the realization of several kinds of artificial graphene: systems whose geometrical symmetries allow for the appearance of

Dirac singularities (for a recent review, see [3]). Among these we find nano-structured surfaces on which hexagonal patterns are impressed [4, 5] and molecular graphene, obtained by accurately depositing molecules on a substrate [6]. Microwave analogs of graphene can also be implemented making use of HL of dielectric resonators [7]. In this domain ultracold gases in optical lattices (OL) revealed themselves as a powerful and versatile tool due to the tunability of inter-particle interactions and lattice geometries [8]. Several theoretical approaches predict the existence of Dirac points in such kind of systems, analyzing also their motion and merging acting on experimental parameters [9, 10]. These effects have been recently observed for a one-component ultracold Fermi gas [11]. The emergence of non-dispersive and non-isolated flat bands for cold-atoms in honeycomb lattices have also been predicted [12] and experimentally observed for polaritons [5].

In this letter we propose a general model for the realization of 2D artificial lattices with cold atoms. We focus in particular on a novel kind of artificial graphene considering a two-species system in which a 2D-confined matter wave (MW) is subject to a periodic potential generated by point-like atomic scatterers pinned at the nodes of a honeycomb OL. We refer to this system as Atomic Artificial Graphene (AAG) since, in contrast to previous proposal and realizations involving cold atoms, the periodic poten-

(a) E-mail: nicola.bartolo@univ-montp2.fr

(b) E-mail: mauro.antezza@univ-montp2.fr

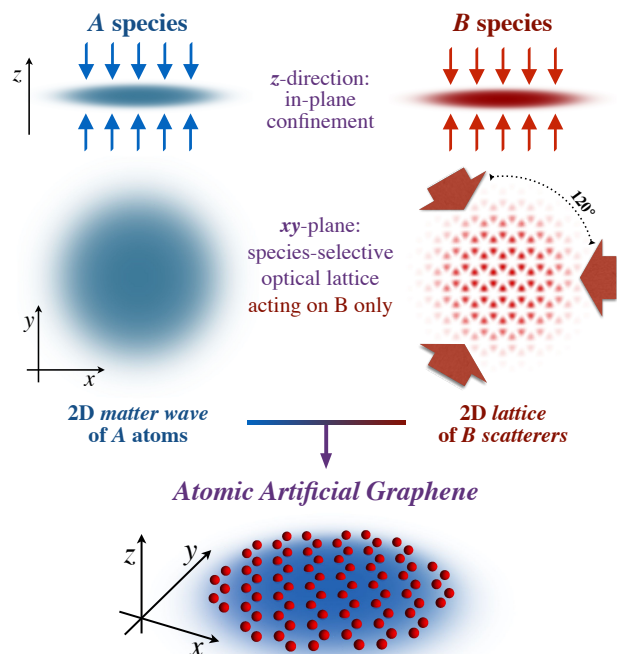


Fig. 1: (Color online) Schematic representation of our model for the realization of atomic artificial graphene. Two atomic species, namely A (depicted in blue) and B (depicted in red) are strongly confined on a plane. Making use of a species-selective optical lattice in trine configuration B atoms are trapped to form a 2D honeycomb lattice of point-like scatterers. In-plane confined A atoms form a 2D matter wave which propagates through the artificial crystal.

tial felt by the MW, made of A -species atoms (electrons in real graphene), is not a continuous optical potential but it is made by atoms of the species B independently trapped in the vibrational ground state of deep parabolic lattice micro potentials (covalent atomic crystal in real graphene). A schematic representation of our system is proposed in fig. 1. This model, recently suggested to realize disordered systems in 1D [13], 2D and 3D [14], due to point-like interactions allows an exact evaluation of the transport properties also for very large systems. Its lattice, whose spacing is $\simeq 0.5\mu\text{m}$ ($> 10^3$ times that of real graphene), can be easily tuned and deformed. Finally disorder, in the form of a fraction of random empty sites, can be naturally added.

A general model. – Thanks to the experimental developments of the last decades, ultracold gases in optical lattices constitutes a perfect playground for the realization of quantum simulators of condensed matter systems [8]. On one hand several techniques allow to tune the interaction between cold particles, for instance the s -wave scattering length between atoms can be adjusted by an external magnetic field thanks to Feshbach resonances. On the other hand optical lattices consent to create periodic or quasi-periodic potentials of arbitrary geometry

by use of interfering laser beams. As an example three beams in trine configuration generate an honeycomb OL [15] (fig. 1). Recently a new holographic technique has been employed to realize arbitrary lattices of microtraps with exactly one atom per site [16], paving the way to the realization of *tailored* OL in which geometry and lattice spacing can be tuned at will. It is also possible to fix the frequency of a lattice in order to make it invisible to some atoms. This species-selective OL have been first realized in [17] on a mixture of ^{87}Rb and ^{41}K by adding a 1D OL whose frequency falls exactly in between two ^{87}Rb resonances, so that the attractive and repulsive contribution of the optical potential cancel each other and only ^{41}K results trapped in 2D sheets. In such kind of system atoms of different species undergo the so-called mixed-dimension scattering, theoretically investigated for $n\text{D}-3\text{D}$ mixtures [18]. The process can be described in terms of an effective 3D scattering length which, depending on the trapping frequencies, experiences several confinement-induced resonances (observed in [17]).

With current experimental techniques it is thus possible to implement our atomic artificial lattice in which A and B atoms are confined on a plane and a 2D selective OL is applied on B atoms only (fig. 1). Properly tuning the lattice depth and the $B-B$ interaction, a Mott insulating phase with one atom per lattice site can be reached [19, 20] and controlled [21]. We may also assume A atoms to be non-interacting with themselves, a scenario realizable by using polarized fermions or bosons at zero scattering length. Concerning the $A-B$ interaction, we have a 0D-2D scattering process for which, in analogy with [18], we can introduce an effective 2D scattering length $a_{2\text{D}}^{\text{eff}}$ [22]. We recall that for 2D systems, contrary to 3D and 1D cases, even at low energies the scattering amplitude stays k -dependent and only in the limit $a_{2\text{D}}^{\text{eff}} \rightarrow 0$ ($a_{2\text{D}}^{\text{eff}} \rightarrow \infty$) we can consider the interaction to be overall weakly repulsive (attractive) [23]. The strong-interaction regime is reached for $ka_{2\text{D}}^{\text{eff}} \sim 1$ and a bound-state of energy $E_{\text{bs}} = -(2/e^\gamma a_{2\text{D}}^{\text{eff}})^2$ exists ($\gamma \simeq 0.577$ is the Euler-Mascheroni constant).

We introduce our general theoretical approach by considering an A -atom 2D MW interacting with N point-like B -scatterers fixed at positions $\{\mathbf{r}_i\}$, with $i = 1, 2, \dots, N$. We can write the MW hamiltonian as that of a free A atom, $\mathcal{H} = -\frac{\hbar^2}{2m}\nabla_{2\text{D}}^2$, where $\nabla_{2\text{D}}^2$ is the 2D Laplace operator, and take into account the $A-B$ interaction by imposing the Bethe-Peierls contact conditions, *i.e.* that the A atom wave-function in the vicinity of the i^{th} scatterer behaves as $\psi(\mathbf{r}) \rightarrow \frac{m}{\pi\hbar^2} D_i \ln(|\mathbf{r} - \mathbf{r}_i|/a_{2\text{D}}^{\text{eff}}) + O(|\mathbf{r} - \mathbf{r}_i|)$, where D_i is an arbitrary complex coefficient. System's eigenstates correspond to poles of the Green's function that, for point-like scatterers and MW source in \mathbf{r}_0 is

$$G(\mathbf{r}, \mathbf{r}_0) = g_0(\mathbf{r} - \mathbf{r}_0) + \sum_{i=1}^N D_i g_0(\mathbf{r} - \mathbf{r}_i). \quad (1)$$

Here $g_0(\mathbf{r}) = -(im/2\hbar^2)H_0^{(1)}(kr)$ is the 2D free space Green function that we would obtain in absence of scat-

terers for $E = \hbar^2 k^2 / 2m$, and $H_0^{(1)}$ is the Hankel function of the 1st kind of index zero. For the wave-vector k we impose $k > 0$ if $E > 0$ and $k = i\kappa$ with $\kappa > 0$ if $E < 0$ (corresponding to bound states). The N coefficients D_i defining G in eq. (1) come from the solution of the Schrödinger equation, hence of the $N \times N$ complex linear system [14],

$$\sum_{j=1}^N M_{ij} D_j = -\frac{\pi \hbar^2}{m} g_0(\mathbf{r}_i - \mathbf{r}_0) \quad i = 1, 2, \dots, N, \quad (2)$$

with

$$M_{ij} = \begin{cases} \frac{\pi \hbar^2}{m} g_0(\mathbf{r}_i - \mathbf{r}_j) & \mathbf{r}_i \neq \mathbf{r}_j \\ \ln\left(\frac{e^\gamma}{2} k a_{2D}^{\text{eff}}\right) - i\frac{\pi}{2} & \mathbf{r}_i = \mathbf{r}_j. \end{cases} \quad (3)$$

It follows from eq. (1) that G would diverge if the linear system (2) has no solution or, equivalently, if the matrix M admits zero as eigenvalue, *i.e.* $\det(M) = 0$.

We can now consider the case of an arbitrary non-Bravais lattice made by two identical Bravais sub-lattices of primitive vectors \mathbf{a}_1 and \mathbf{a}_2 displaced by \mathbf{t} with respect to each other. Such a periodic structure results invariant under translation $\mathbf{R} \in L$ with $L = \{n_1 \mathbf{a}_1 + n_2 \mathbf{a}_2 : n_1, n_2 \in \mathbb{Z}\}$. The reciprocal lattice vectors are defined as $\mathbf{K} \in RL$ with $RL = \{n_1 \mathbf{b}_1 + n_2 \mathbf{b}_2 : n_1, n_2 \in \mathbb{Z}\}$, where \mathbf{b}_1 and \mathbf{b}_2 satisfy $\mathbf{a}_i \cdot \mathbf{b}_j = 2\pi \delta_{ij}$ ($i, j = 1, 2$). Bloch's theorem implies that only D_i coefficients corresponding to the same sub-lattice are correlated as $D_j = D_i \exp[i\mathbf{q} \cdot (\mathbf{r}_i - \mathbf{r}_j)]$ [24], where \mathbf{q} is a wave-vector belonging to the first Brillouin zone (FBZ). Properly resorting to this property, and after some algebraic manipulations of eqs. (2)-(3), the condition for the existence of an eigenstate results $\det(T) = 0$, where T is a 2×2 matrix:

$$T_{11} = T_{22} = \ln\left(\frac{e^\gamma}{2} k a_{2D}^{\text{eff}}\right) - i\frac{\pi}{2} + \sum_{\mathbf{R} \in L^*} \frac{\pi \hbar^2}{m} g_0(\mathbf{R}) e^{i\mathbf{q} \cdot \mathbf{R}},$$

$$T_{12} = T_{21}^* = \sum_{\mathbf{R} \in L} \frac{\pi \hbar^2}{m} g_0(\mathbf{R} + \mathbf{t}) e^{i\mathbf{q} \cdot \mathbf{R}}, \quad (4)$$

where $L^* = L \setminus \{0\}$. As usual, to obtain a faster convergence, the sums in eqs. (4) can be rewritten in the reciprocal space using Poisson's identity:

$$T_{11} = T_{22} = \ln\left(\frac{e^\gamma}{2}\right) + \alpha + C_\infty + \frac{2\pi}{\mathcal{A}} \frac{1}{k^2 - q^2}$$

$$+ \frac{2\pi}{\mathcal{A}} \sum_{\mathbf{K} \in RL^*} \left(\frac{1}{k^2 - |\mathbf{K} - \mathbf{q}|^2} + \frac{1}{K^2} \right),$$

$$T_{12} = T_{21}^* = \frac{2\pi}{\mathcal{A}} \sum_{\mathbf{K} \in RL} \frac{e^{i(\mathbf{K} - \mathbf{q}) \cdot \mathbf{t}}}{k^2 - |\mathbf{K} - \mathbf{q}|^2}, \quad (5)$$

where \mathcal{A} is the area of the real-space unit cell. Here the diagonal terms are explicitly real and the solution of $T_{11} = 0$ provides the spectrum for one of the Bravais sub-lattices. C_∞ is a coefficient depending only on the geometry of the Bravais sub-lattice [25]. For a triangular sub-lattice, building-block of graphene, $C_\infty \simeq 0.959662$. The interaction strength $\alpha = \log(a_{2D}^{\text{eff}}/a)$ (a being the lattice spacing)

enters only through diagonal terms, and the band structure can be directly calculated by solving in \mathbf{q} and E the equations $T_{11}(\alpha = 0) \pm |T_{12}| = -\alpha$. It is worth noticing that this equation, together with eqs. (4)-(5), is one of the main results of the paper and it is valid for arbitrary non-Bravais lattices with two atoms per unit cell.

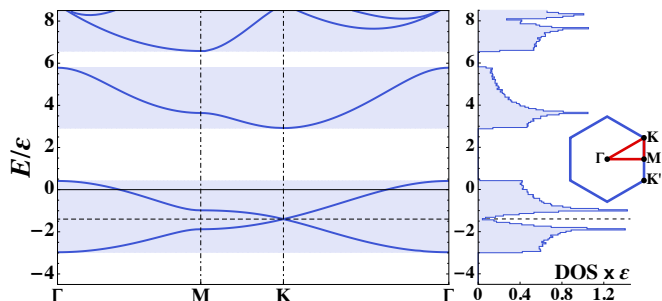


Fig. 2: (Color online) Band structure (left) and DOS (right) for the AAG at $\alpha = -0.5$. The five lowest energy bands are evaluated along the irreducible symmetry path in the inset. To obtain the DOS, the energies of the same bands have been evaluated in $N_s \simeq 3300$ points sampled inside the red path. For each bin of the histogram (of width $\delta E = 0.06\epsilon$, $\epsilon = \hbar^2/ma^2$) the band normalized density of states is $\text{DOS} = N_E/N_s \delta E$, where N_E is the number of sampled energies falling in the bin.

Dirac cones and flat band in AAG. – We specify now to the exemplary case of the AAG. B -scatterers form thus an HL in which a is the distance between an atom and its three nearest neighbors. This arrangement corresponds to a non-Bravais triangular lattice of primitive vectors $\mathbf{a}_1 = \frac{3a}{2}(1, 1/\sqrt{3})$ and $\mathbf{a}_2 = \frac{3a}{2}(1, -1/\sqrt{3})$ with relative displacement $\mathbf{t} = a(1, 0)$. Each unit cell have area $\mathcal{A} = 3\sqrt{3}a^2/2$ and the reciprocal primitive vectors result $\mathbf{b}_1 = \frac{2\pi}{3a}(1, \sqrt{3})$ and $\mathbf{b}_2 = \frac{2\pi}{3a}(1, -\sqrt{3})$.

In fig. 2 we show a typical band structure of the AAG evaluated along an high-symmetry path in the k -space of the HL, for $\alpha = -0.5$. For sake of completeness it is also possible to numerically evaluate the density of states (DOS) of the system by sampling the eigenvalues E over the FBZ. The results are shown in fig. 2 beside the corresponding band structure. We find a multi-gapped spectrum in which the two lowest bands touch at $E = E_D \simeq -1.40\epsilon$ ($\epsilon = \hbar^2/ma^2$) in the inequivalent points $\mathbf{K}, \mathbf{K}' = 2\pi/3a(1, \pm 1/\sqrt{3})$ of the FBZ, giving rise to the typical Dirac-cone dispersion relation. Correspondingly the DOS goes to zero. At higher energies we find an isolated band followed by a continuum of states.

The remarkable tunability of the AAG emerges from fig. 3, in which band structures corresponding to different values of α are compared. We see how the gaps can be modulated and closed tuning the interaction strength. The two lowest bands support the Dirac cone, which for $\alpha \lesssim 0$ moves to negative energies, making the relativistic physics played now by states bounded in the system [26]. The same two bands go fast deeper and flatter by reducing α , but they still touch only at \mathbf{K} and \mathbf{K}' . It follows that

the slope of the Dirac-cones' walls decreases, leading to a reduction of the group velocity v_g around E_D (see inset of fig. 3) remarkably down to $v_g \lesssim 1\text{mm/s}$, *i.e.* 10^{-9} the value for real graphene.

It is worth stressing that for $-2 < \alpha < -1$ the third band changes concavity, becoming completely flat around $E \simeq 2.92\varepsilon$ for $\alpha \simeq -1.63$. Remarkably, differently from previously investigated graphene-like systems [5, 12], here the flat band results also isolated. On this non-dispersive band A atoms behave as particles of infinite mass and any state of the matter-wave is localized. The flat band would drastically enhance any effect of the A - A interaction (that here we assumed to be zero) leading to the emergence of strongly correlated phases and frustration [27].

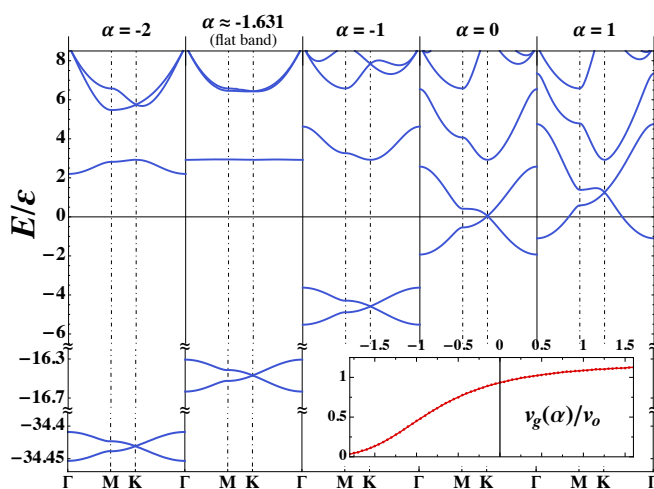


Fig. 3: (Color online) Band structure of an AAG for different values of the interaction-parameter α . For $\alpha \simeq 1.63$ an isolated flat band appears. Here $\varepsilon = \hbar^2/ma^2$. Inset: Modulus of the group velocity v_g for an A -atoms MW around the Dirac's cone as a function of α . Velocities are normalized on $v_o = \hbar/ma$ ($\simeq 1.5\text{mm/s}$ for MW of ^{87}Rb atoms in an OL with $a = 500\text{nm}$).

Beside allowing to tune interactions, the use of cold atoms in optical lattices offers a large experimental control on the potential landscape. For one-component artificial graphene a manipulation of the optical potential can lead to a displacement of the Dirac cones within the FBZ, eventually resulting in their merging and disappearance [9, 10]. In the case of our two-component AAG, a distortion in the honeycomb arrangement of B scatterers results in similar effects.

We investigated the motion and merging of Dirac points by considering, fixed $\alpha = -0.6$, different displacement vectors of the form $\mathbf{t} = \beta(a, 0)$. Results are shown in fig. 4, where the positions of the cones along the Γ - K' - M - K - Γ path are plotted taking β as parameter. For $\beta = 1$ we are in the case of undistorted graphene, and we find again that the Dirac points lay at K and K' . The cones depart vertically by increasing β , *i.e.* by pushing horizontally apart the scatterers within the unit cell. On the other hand for $\beta < 1$ the cones approach each other and merge in M for

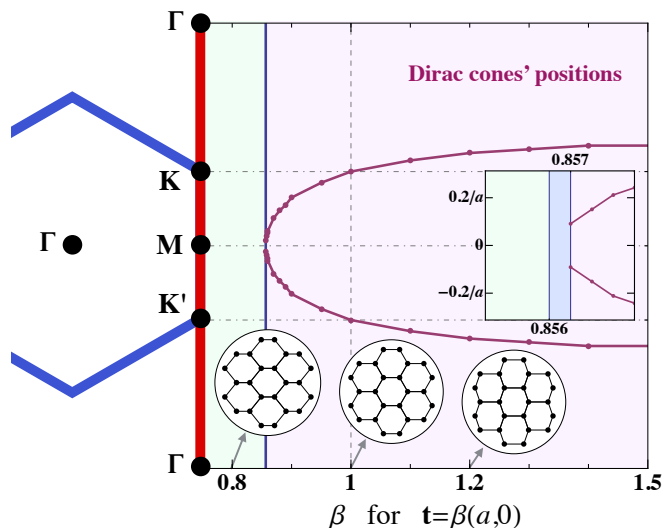


Fig. 4: (Color online) For an AAG with displacement vector $\mathbf{t} = \beta(a, 0)$, we show as a function of the parameter β the position of the Dirac cones, if existing, along the Γ - K' - M - K - Γ path (highlighted in red to the left on a schematic representation of the FBZ). Present results have been obtained for $\alpha = -0.6$. Right-side inset: Zoom-in around the merging region. Results show that Dirac points meet and cancel each other in M for $\beta \sim 0.86$. Bottom-part circular insets: Real-space arrangement of the scatterers in the AAG for the indicated values of β : 0.8, 1 (*i.e.* undistorted) and 1.2 from left to right.

$0.856 < \beta < 0.857$ (see zoom-in of fig. 4). The dispersion relation at the merging point shows the typical semi-Dirac behavior: it is parabolic along the merging direction but stays linear along the perpendicular one [10]. For smaller values of β a gap is opened and Dirac points finally disappear. These features remains qualitatively the same if α is set to a different value. As a technical comment we point out that for exactly $\beta = 1.5$ the lattice degenerates in a Bravais rectangular one and the corresponding equation should be solved.

Effects of finite-size and vacancies. – Up to now we dealt with an ideal infinite system. For both theoretical and practical needs related to experiments, it is crucial to understand how and when the features of an infinite perfect AAG are modified if both finite-size and vacancy effects are considered. It is typically possible to manipulate atomic clouds in OLs extending over ~ 60 sites per direction [20], for a total of $\sim 10^3$ available traps for the scatterers in a 2D system. Given a set of N positions for the B -scatterers, an eigenstate of the system exists for each couple $\{\alpha, E\}$ such that $\det(M) = 0$, being M the $N \times N$ matrix defined in eq. (3). The interaction-dependent term results isolated by writing $M = M_0 + I\alpha$, where $M_0 = M(\alpha = 0)$ does not depend on α and I is the 2×2 identity matrix. This reduces the condition for the existence of an eigenstate to $m_{0i} = -\alpha$, where m_{0i} is the i^{th} eigenvalue of $M_0(E)$. At negative energies the eigenstates are bound states for which the wave is trapped inside the

gas of scatters in virtue of the A - B interaction only. Correspondingly the matrix M_0 and its eigenvalues are real and the conditions $m_{0i}(E_{\text{bs}}) = -\alpha$ give exactly the real bound states energies E_{bs} . At positive energies the problem is more delicate since the poles z of the Green function (1), analytically continued to the lower half complex plane, are solutions of $m_{0i}(z) = -\alpha$, with $z = E - i\hbar/2\tau$ where E and τ are the energy of the state and its lifetime inside the scattering region of radius R . For a large enough atomic lattice, and for quasi-Bloch bulk states, lifetime scales as $\tau \propto R/v_g$.

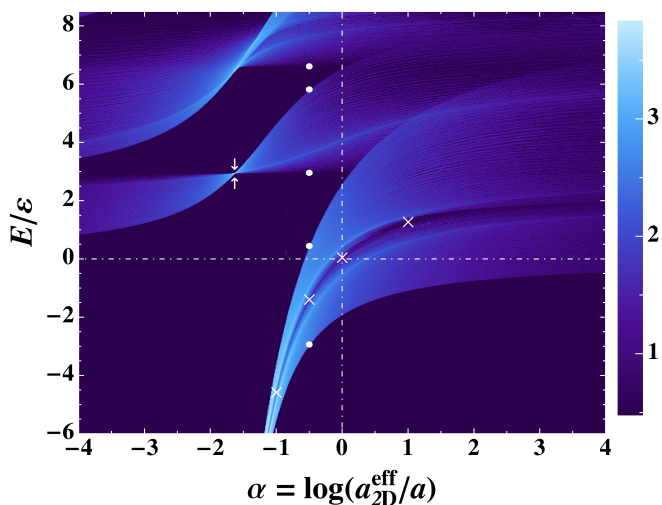


Fig. 5: (Color online) DOS per scatterer in the plane $[E/\varepsilon, \alpha]$ for a system of $N = 2167$ scatterers arranged in a HL inside a disk of radius $R = 30a$. The energies are discretized with a step of 0.0025ε , $\varepsilon = \hbar^2/ma^2$. For given $E < 0$ all the N solutions of $m_{0i}(E) = -\alpha$ are selected. For $E > 0$ the sampled values are used as Newton's method starting points to find the N values of z solving $m_{0i}(z) = -\alpha$. Here we select only quasi-Bloch bulk states, verifying $\tau \gtrsim 5\hbar/\varepsilon \simeq R/\max(v_g)$ (*i.e.* $\tau \gtrsim 2\text{ms}$ for ^{87}Rb atoms MW with $a = 500\text{nm}$). The color-map is applied to $\log_{10}(\frac{N_{\text{eig}}}{N} \frac{\varepsilon}{\delta\alpha \delta E})$, where N_{eig} is the number of selected eigenstates within a rectangular bin of area $\delta\alpha \delta E$ ($\delta\alpha = 0.0125$ and $\delta E = 0.0125\varepsilon$). \times , \bullet , and arrows indicate, respectively, the positions of Dirac cones, gap boundaries, and isolated flat band as expected from the analysis of an infinite system (figs. 2 and 3).

In fig. 5 we present the DOS as a function of E and α for a set of ~ 2000 scatterers. The features of the infinite system are already well reproduced, as can be inferred from a comparison with figs. 2 and 3. The large dark areas, in which no states are allowed, exactly correspond to gaps in the infinite system. The expected boundaries of the gaps for $\alpha = -0.5$ are marked by \bullet in fig. 5. The fingerprint of the Dirac cone can be recognized in the thin dark region separating the two lowest bands. The expected positions of the cones, as deduced from the infinite-system results, are marked by \times . The existence of a flat band is confirmed in the finite-size system, and its position is in perfect agreement with predictions from the ideal HL

(see arrows in fig. 5, top-left). As a final remark we point out that in the weak-interaction limit, *i.e.* for $|\alpha| \gg 1$, no states are allowed for $E < 0$ while the DOS tends to a constant for $E > 0$, as expected for a free MW in 2D.

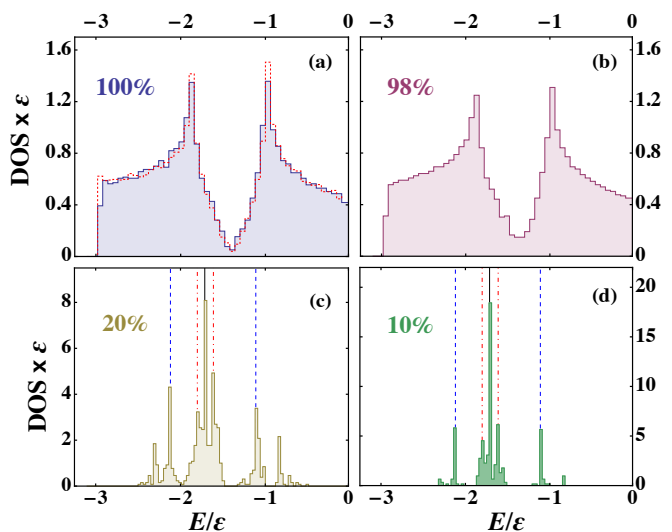


Fig. 6: (Color online) DOS per scatterer for an HL with $N = 3870$ sites, inside a circle of radius $R = 40a$, randomly occupied with filling factor 100% (a), 98% (b), 20% (c), 10% (d). The eigenstates are evaluated as for fig. 5 fixing $\alpha = -0.5$. Histograms are obtained for a bin size $\delta E = 0.06\varepsilon$ in (a)-(b) and $\delta E = 0.03\varepsilon$ in (c)-(d), with $\varepsilon = \hbar^2/ma^2$. In order to facilitate the comparison, the histograms are normalized as the corresponding DOS of the infinite periodic system (dashed red histogram in (a)), *i.e.* to ~ 1.82 . The vertical lines in (c)-(d) show the energies of few-body bound states: AB dimer (solid black), AB_2 trimer with B atoms separated by a (dashed blue) and $a\sqrt{3}$ (dot-dashed red).

In the field of graphene simulation a large interest is devoted to the realization of disorder and the analysis of its effects [3, 7]. Our AAG naturally offers the possibility to introduce it in the form of a fraction of empty sites [28]. By just loading the species-selective OL below the unitary filling one would end up with random vacancies in the HL. In fig. 6 we present the DOS at negative energies for different filling factors of an OL of ~ 4000 sites, fixed $\alpha = -0.5$. For a fully occupied HL (filling 100%), in panel (a) the finite-system DOS is compared to the corresponding quantity for the infinite one, showing again the robustness of the Dirac cones with respect to the finite size of the system. Panel (b) shows the combined effect of a lattice of finite size and of 2% unoccupied lattice sites. The behavior is qualitatively the same as in panel (a), while the central minimum is higher but still clearly visible. It starts disappearing when the fraction of empty sites is further increased. When the filling factor drastically decreases to 20%-10% (panels (c)-(d)), the systems becomes more and more disordered [14], and few-body effects start playing a crucial role, giving rise to strong peaks in the DOS around the energies of AB dimers and AB_2 trimers. The existence of disorder-localized states in such kind of

2D systems has been already investigated in [14]. It is worth notice that the possibility of having an imperfect filling due to a fraction of empty sites is not available in one-species graphene realizations [11], and makes this system considerably richer toward the realization of quantum simulators of disordered graphene with cold atoms.

Conclusions. – We presented a new model for the realization of bi-dimensional artificial lattices with cold atoms, investigating the properties of artificial atomic graphene. For an ideal infinite system the band structure and DOS point out the existence of remarkable features: tunable multiple gaps, Dirac cones for bound states, reduced group velocity, and completely flat and isolated bands. We also showed that Dirac points move and merge if the honeycomb structure is distorted. The robustness of these features has been proved for finite systems of experimentally reasonable size, including the presence of vacancies in the lattice. More disordered configurations, corresponding to large number of vacancies, show the emergence of few-body physics. This system results then not only promising to mimic graphene physics on a bench-top scale, but also to quantum simulate and predict the physics of 2D strongly correlated systems in arbitrary geometries. In this direction, an interesting development would be the introduction of an effective p -wave $A-B$ interaction, as well as the $A-A$ one. Furthermore the general approach presented is suitable for the analysis of other 2D geometries, with particular attention to disordered systems, not easily implementable with present one-species cold-atoms models.

REFERENCES

- [1] GEIM A. K. and NOVOSELOV K. S., *Nature materials*, **6** (2007) 183; CASTRO NETO A. H., GUINEA F., PERES N. M. R., NOVOSELOV K. S. and GEIM A. K., *Rev. Mod. Phys.*, **81** (2009) 109.
- [2] NOVOSELOV K. S., GEIM A. K., MOROZOV S. V., JIANG D., ZHANG Y., DUBONOS S. V., GREGORIEVA I. V. and FIRSOV A. A., *Science*, **306** (2004) 666.
- [3] POLINI M., GUINEA F., LEWENSTEIN M., MANOHARAN H. C. and PELLEGRINI V., *Nature nanotechnology*, **8** (2013) 625.
- [4] SINGHA A., GIBERTINI M., KARMAKAR B., YUAN S., POLINI M., VIGNALE G., KATSNELSON M. I., PINCZUK A., PFEIFER L. N., WEST K. W. and PELLEGRINI V., *Science*, **332** (2011) 1176.
- [5] JACQMIN T., CARUSOTTO I., SAGNES I., ABBARCHI M., SOLNYSHKOV D. D., MALPUECH G., GALOPIN E., LEMAÎTRE A., BLOCH J. and AMO A., *Phys. Rev. Lett.*, **112** (2014) 116402.
- [6] GOMES K. K., MAR W., KO W., GUINEA F. and MANOHARAN H. C., *Nature*, **483** (2012) 306.
- [7] BELLEC M., KUHLE U., MONTAMBAUX G. and MORTES-SAGNE F., *Phys. Rev. Lett.*, **110** (2013) 033902; BARKHOFEN S., BELLEC M., KUHLE U. and MORTES-SAGNE F., *Phys. Rev. B*, **87** (2013) 035101.
- [8] ZHU S.-L., WANG B. and DUAN L.-M., *Phys. Rev. Lett.*, **98** (2007) 260402; BLOCH I., DALIBARD J. and NASCIMBÈNE S., *Nature Physics*, **8** (2012) 267.
- [9] DIETL P., PIÉCHON F. and MONTAMBAUX G., *Phys. Rev. Lett.*, **100** (2008) 236405.
- [10] LIM L.-K., FUCHS J.-N. and MONTAMBAUX G., *Phys. Rev. Lett.*, **108** (2012) 175303.
- [11] TARRUELL L., GREIF D., UEHLINGER T., JOTZU G. and ESSLINGER T., *Nature*, **483** (2012) 302.
- [12] WU C., BERGMAN D., BALENTS L. and DAS SARMA S., *Phys. Rev. Lett.*, **99** (2007) 070401.
- [13] GAVISH U. and CASTIN Y., *Phys. Rev. Lett.*, **95** (2005) 020401.
- [14] ANTEZZA M., CASTIN Y. and HUTCHINSON D. A. W., *Phys. Rev. A*, **82** (2010) 043602.
- [15] GRYNBERG G. and ROBILLIARD C., *Phys. Rep.*, **355** (2001) 335.
- [16] NOGRETTE F., LABUHN H., RAVETS S., BARREDO D., BÉGUIN L., VERNIER A., LAHAYE T. and BROWAEYES A., *Phys. Rev. X*, **4** (2014) 021034.
- [17] LAMPORESI G., CATANI J., BARONTINI G., NISHIDA Y., INGUSCIO M. and MINARDI F., *Phys. Rev. Lett.*, **104** (2010) 153202.
- [18] MASSIGNAN P. and CASTIN Y., *Phys. Rev. A*, **74** (2006) 013616; NISHIDA Y. and TAN S., *Phys. Rev. A*, **82** (2010) 062713.
- [19] FISHER M. P. A., WEICHMAN P. B., GRINSTEIN G. and FISHER D. S., *Phys. Rev. B*, **40** (1989) 546.
- [20] GREINER M., MANDEL O., ESSLINGER T., HÄNSCH T. W. and BLOCH I., *Nature*, **415** (2002) 40.
- [21] BAKR W. S., PENG A., TAI M. E., MA R., SIMON J., GILLEN J. I., FÖLLING S., POLLET L. and GREINER M., *Science*, **329** (2010) 547.
- [22] A detailed study of the dependence of a_{2D}^{eff} on the free scattering length, atomic masses, and trapping frequencies will be presented elsewhere. For the purposes of this letter we simply assume that a_{2D}^{eff} can be experimentally tuned at will in its range of existence $[0, \infty[$ preserving the validity of the point-like approximation for B scatterers.
- [23] OLSHANII M. and PRICOUPENKO L., *Phys. Rev. Lett.*, **88** (2001) 010402; PRICOUPENKO L. and OLSHANII M., *J. Phys. B*, **40** (2007) 2065.
- [24] ANTEZZA M. and CASTIN Y., *Phys. Rev. Lett.*, **103** (2009) 123903; ANTEZZA M. and CASTIN Y., *Phys. Rev. A*, **80** (2009) 013816.
- [25] Poisson’s formula implies the evaluation of a principal value integral which can be overcome introducing an auxiliary ultra-violet cut-off. For a circular cut-off k_{uv} this leads to the definition of $C_{uv} = \log(k_{uv}a) - \frac{2\pi}{A} \sum' \frac{1}{K^2}$, where the sum runs over $\{\mathbf{K} \in RL^* : K < k_{uv}\}$, and whose limit for $k_{uv} \rightarrow \infty$ defines the quantity C_∞ .
- [26] The presence of 2D bound-states for the A atoms localized around the B scatterers makes possible the existence of Dirac cones also for $\alpha \ll -1$.
- [27] WU C. and DAS SARMA S., *Phys. Rev. B*, **77** (2008) 235107.
- [28] ANTEZZA M. and CASTIN Y., *Phys. Rev. A*, **88** (2013) 033844.