



**HAL**  
open science

## Use of $\delta^{13}\text{C}$ for soil $\text{CO}_2$ efflux partitioning in a beech temperate forest and a rain tropical forest

Bernard Longdoz, Daniel Epron, Jerome Ngao, Stéphane Ponton, Damien Bonal, Valérie Le Dantec

### ► To cite this version:

Bernard Longdoz, Daniel Epron, Jerome Ngao, Stéphane Ponton, Damien Bonal, et al.. Use of  $\delta^{13}\text{C}$  for soil  $\text{CO}_2$  efflux partitioning in a beech temperate forest and a rain tropical forest. 33. European Geosciences Union General Assembly, Apr 2006, Vienne, Austria. 1 p. hal-01032070

**HAL Id: hal-01032070**

**<https://hal.science/hal-01032070>**

Submitted on 6 Jun 2020

**HAL** is a multi-disciplinary open access archive for the deposit and dissemination of scientific research documents, whether they are published or not. The documents may come from teaching and research institutions in France or abroad, or from public or private research centers.

L'archive ouverte pluridisciplinaire **HAL**, est destinée au dépôt et à la diffusion de documents scientifiques de niveau recherche, publiés ou non, émanant des établissements d'enseignement et de recherche français ou étrangers, des laboratoires publics ou privés.

# Use of $\delta^{13}\text{C}$ for soil $\text{CO}_2$ efflux partitioning in a beech temperate forest and a rain tropical forest

LONGDOZ B.<sup>1</sup> (longdoz@nancy.inra.fr), EPRON D.<sup>1</sup>, NGAO J.<sup>4</sup>, PONTON S.<sup>2</sup>, BONAL D.<sup>2</sup>, LE DANTEC V.<sup>3</sup>

<sup>1</sup>UMR Ecologie et Ecophysologie Forestières, INRA-Université HP Nancy (France); <sup>2</sup>UMR Ecologie des Forêts de Guyane, INRA Kourou (Guyane Française); <sup>3</sup>Centre d'Étude Spatial de la Biosphère, Université PS, Toulouse (France); <sup>4</sup>Dipartimento di Scienze Ambientali Seconda Università di Napoli (Italy)

## 1. Objectives

Soil  $\text{CO}_2$  efflux is the main respiration flux in the terrestrial ecosystems. Because of its high dependence on temperature and water content and important carbon stock in the soil, it plays an important role in the perturbations of the global carbon cycle due to climatic change.  $^{13}\text{C}$  (stable isotope of the carbon) can be used as a tracer to achieve a better understanding and modelling of the processes involve in soil respiration (identification and quantification of these processes, determination of the relative importance of the different soil  $\text{CO}_2$  sources). In this context, the aim of this study was first to measure the  $\delta^{13}\text{C}$  (ratio  $^{13}\text{C}/^{12}\text{C}$ ) at different stages of soil respiration to evaluate the discriminations (modification of  $\delta^{13}\text{C}$  value during a carbon transformation or transfer) and then to compare  $\delta^{13}\text{C}$  of soil  $\text{CO}_2$  efflux coming from trenched (zone without living roots) and control plots to separate the heterotrophic and autotrophic components of Rs.


## 2. Sites

HESSE, France (CarboEurope & Fluxnet site)



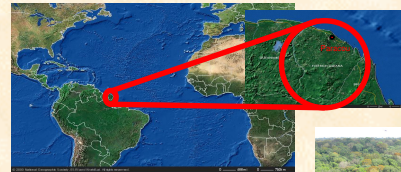
Temperate oceanic climate  
Mean annual air Temp.: 9.2°C  
Mean annual Precip.: 820 mm  
Soil type: luvisol/stagnic luvisol (FAO)

Hesse 1 (H1):  
Species: 90% Beech  
Age: 37 years  
LAI: 7-4 m<sup>2</sup> m<sup>-2</sup> Height: 18m



Hesse 2 (H2):  
Species: Beech, Hornbeam, Oak  
Age: 14 years  
LAI: 8-5 m<sup>2</sup> m<sup>-2</sup> Height: 8m

PARACOU, French Guyana



Tropical climate  
Mean annual air Temp.: 25.8°C  
Mean annual Precip.: 2875 mm

Soil type:  
ferralitic (FAO)



Mixed forest:  
180 species ha<sup>-1</sup>  
LAI: 7 m<sup>2</sup> m<sup>-2</sup>  
Height: 35 m

## 3. Material and Methods

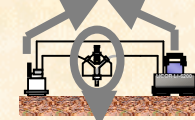
- Measurement of  $\delta^{13}\text{C}$  for dry matter of fine roots, soil organic matter (SOM) and litter: Core sampling, soil components (roots-SOM-litter separation), passage of dry samples in the mass spectrometer
- Measurement of  $\delta^{13}\text{C}$  for  $\text{CO}_2$  coming from fine roots, SOM and litter : Core sampling, soil components separation, air sampling during incubation (use of gas sampling chamber, Fig. 3.1.), passage of the samples in the mass spectrometer
- Measurement of  $\delta^{13}\text{C}$  for soil air  $\text{CO}_2$  Tubes (closed at the top and pierced at the bottom) inserted permanently in the soil (Fig. 3.2.), sampling of gas in these tubes (use of gas sampling chamber), passage of the samples in the mass spectrometer



Fig. 3.2.

- Measurement of  $\delta^{13}\text{C}$  for  $\text{CO}_2$  efflux (soil Keeling plot): accumulation of  $\text{CO}_2$  coming from soil in the soil respiration system (Fig. 3.1.), air sampling in the system at different  $\text{CO}_2$  concentration, passage of the gas samples in the mass spectrometer, Keeling plot (Fig 3.3.)

Soil respiration system



Gas sampling chamber  
Fig. 3.1.

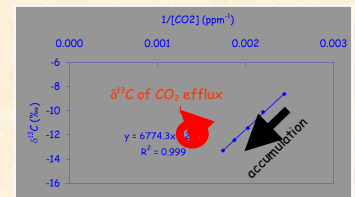
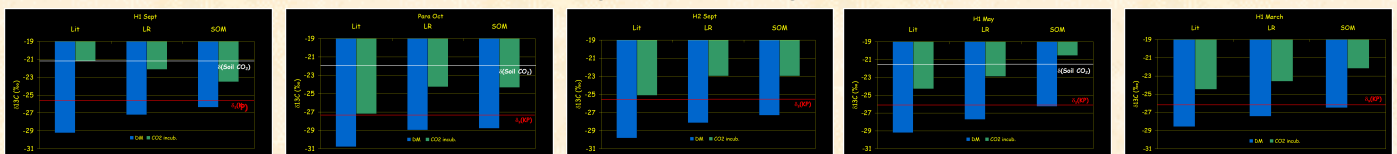


Fig. 3.3.

## 4. Results and discussion

**A. Control plots:** Results of  $\delta^{13}\text{C}$  for different sites (H1, H2, Paracou) and different campaigns (March, May, September, October) with Blue = dry matter; Green =  $\text{CO}_2$  from incubation; White  $\delta^{13}\text{C}(\text{soil } \text{CO}_2) = \text{CO}_2$  from soil air; Red  $\delta^{13}\text{C}(\text{KP}) = \text{soil Keeling plot}$

Lit = litter; LR = living roots; SOM = soil organic matter

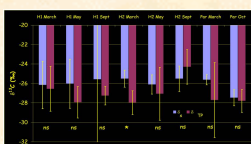


Systematic (all campaigns, all soil components) positive **discrimination** during the  $\text{CO}_2$  production ( $\delta^{13}\text{C}$  incubation -  $\delta^{13}\text{C}$  dry matter, 3% in mean)

Systematic (all campaigns, all soil components) negative **discrimination** during the  $\text{CO}_2$  diffusion toward surface ( $\text{CO}_2$  efflux - incubation, -5% in mean)

Logically the value of soil air  $\delta^{13}\text{C}$  is quasi-systematically between the incubation  $\delta^{13}\text{C}$  of the different soil components

**A. Trenched plots:** Comparison between soil air  $\delta^{13}\text{C}$  measured on trenched plots ( $\delta_{\text{TP}}$ , no living roots) and control plots ( $\delta_{\text{S}}$ )



Except in one case, no significant difference between  $\delta_{\text{TP}}$  and  $\delta_{\text{S}}$

Possible causes: •  $\delta^{13}\text{C}$  of living root and SOM are too close

• The discriminations during respiration process (that are not well quantified) seem to be larger than the difference studied ( $\delta_{\text{TP}} - \delta_{\text{S}}$ )

## 5. Conclusion

Better quantification of discrimination is needed to improve the results of soil respiration process studies using  $^{13}\text{C}$   
Use of  $^{13}\text{C}$  don't give significant results for soil  $\text{CO}_2$  efflux partitioning between potential sources (roots, SOM, litter)