



HAL
open science

Towards a non intrusive method for solving coupled direct retrograde problem in transient dynamics

Amine Nouisri, Olivier Dorival, Olivier Allix

► **To cite this version:**

Amine Nouisri, Olivier Dorival, Olivier Allix. Towards a non intrusive method for solving coupled direct retrograde problem in transient dynamics. Congrès Français de Mécanique, 2013, Bordeaux, France. pp.1. hal-01023415

HAL Id: hal-01023415

<https://hal.science/hal-01023415>

Submitted on 12 Jul 2014

HAL is a multi-disciplinary open access archive for the deposit and dissemination of scientific research documents, whether they are published or not. The documents may come from teaching and research institutions in France or abroad, or from public or private research centers.

L'archive ouverte pluridisciplinaire **HAL**, est destinée au dépôt et à la diffusion de documents scientifiques de niveau recherche, publiés ou non, émanant des établissements d'enseignement et de recherche français ou étrangers, des laboratoires publics ou privés.

Towards a non intrusive method for solving coupled direct retrograde problem in transient dynamics

A. Nouisri^a, O. Allix^a, and O. Dorival^a

a. LMT-Cachan (ENS Cachan/CNRS/UPMC/PRES UniverSud Paris)
61 av. du Président Wilson, F-94230 Cachan, France

Abstract :

The objective of this work is to solve within a standard finite element software, the direct-retrograde coupled time hyperbolic problems that arise when dealing with the identification of material parameters in dynamic in presence of corrupted measurements by means of the adjoint state approach. This question has given rise among others to Riccati methods and shooting methods. Those methods have several drawbacks, namely their numerical complexity and the fact that their implementation in a commercial software would require to entirely re-design the implementation, which is nearly impossible. Therefore we are seeking an iterative method which could be easily implemented. The proposed method solves alternatively a direct problem and a retrograde one. In order to ensure its convergence a relaxation scheme is applied and optimized. Comparisons between the proposed approach and Riccati and shooting methods in terms of complexity, numerical cost and robustness are given in the case of an elastic bar.

Résumé :

L'objectif de ce travail est de résoudre, par la méthode des éléments finis, un problème temporel hyperbolique direct-rétrograde qui se pose lorsqu'il s'agit d'identifier des paramètres matériaux en dynamique en présence de mesures corrompues par l'approche de l'état adjoint. Cette question a donné lieu entre autres à des méthodes de Riccati et aux méthodes de tirs. Ces méthodes présentent plusieurs inconvénients, notamment leurs complexités numériques et le fait que leur mise en œuvre dans un logiciel commercial exige de reconcevoir totalement l'implémentation, ce qui est impossible. C'est pourquoi nous recherchons une méthode itérative qui pourrait être facilement implémentée. La méthode proposée permet de résoudre alternativement un problème direct et un problème rétrograde. Afin de garantir la convergence, un schéma de relaxation est appliqué et optimisé. Des comparaisons de la méthode proposée avec les méthodes de Riccati et les méthodes de tirs en termes de complexité, de coût de calcul et de robustesse sont présentées sur le cas d'une barre élastique.

Keywords : waveform relaxation ; intrusives methods ; dynamics ; identification ; time direct-retrograde problem

1 Introduction

The identification of physical structural parameters is a difficult task especially in the context of transient dynamics. Therefore this domain has given rise to a lot of proposals and dedicated methods [2, 3, 4, 6, 12, 13]. A difficulty is that those methods often need to design new specialized softwares. This is also the case of the method we proposed in order to deal with the identification of the dynamic behavior of laminated composites up to failure [1, 4, 10, 14]. We are thus seeking a method which could be used in a standard finite element code with as few implementation as possible. This paper is a first step in that direction.

The type of inverse problem we are focused on concerns the identification of material parameters in dynamics in the case of corrupted measurements. The identification strategy used is based on the concept of the modified error in the constitutive relation [7].

The minimization of the functional under constraints associated to the formulation leads to coupled direct-retrograde wave propagation problems which exhibit exponential solutions, thus making the problem highly ill-conditioned. This problem has previously been solved by combining two techniques : the resolution of an algebraic equation of Riccati [3, 9], which in the non-linear case was addressed using the LATIN method to solve iteratively the problem globally on the whole time interval [1, 10, 14]. The implantation of those two methods within a commercial software is beyond what can be done in a research team.

The basic idea of the proposed method is to solve alternatively, starting from an initial guess, a sequence of direct and retrograde differential equations. A waveform relaxation is needed to improve the convergence especially for wide time range. A numerical example shows the feasibility of the method and comparisons with Riccati and shooting methods are given.

2 Description of the problem

2.1 The reference model

In this paper we have restricted the application of the method to a homogeneous isotropic linear elastodynamic structure whose characteristics (Young's modulus E_{ref} , Poisson's ratio ν_{ref} and density ρ_{ref}) are known. However the method can be applied to more complicated cases. Nevertheless this simplified development of the strategy based on the concept of the modified error in the constitutive relation in presence of corrupted measurements in transient dynamics [7] here allows to test the capabilities of the method. Moreover, work to extend the method to the nonlinear case is in progress. The reference model consists in an elastic bar of length L (see Fig.1) that satisfies the following boundary conditions :

- on the border $x = 0$, the structure is embedded ;
- on the border $x = L$, a half-sine chap load $F_{\text{ext}}(t)_{t \in [0, T]}$ is applied.

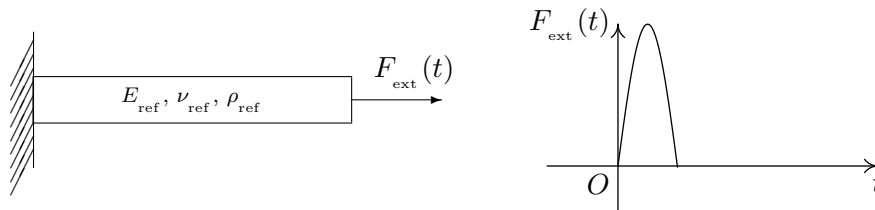


FIGURE 1 – The reference problem

2.2 Experimental data

Direct calculation is obtained by means of an implicit θ -method ; experimental displacement u and experimental load σ are then obtained by solving the following problem :

$$\text{equilibrium equation : } \quad \rho_{\text{ref}} \frac{\partial^2 u}{\partial t^2}(x, t) - \frac{\partial \sigma}{\partial x}(x, t) = 0 \quad (1a)$$

$$\text{constitutive relation : } \quad \sigma(x, t) = E_{\text{ref}} \frac{\partial u}{\partial x}(x, t) \quad (1b)$$

$$\text{initial conditions : } \quad u(x, 0) = u_0 \quad \text{and} \quad \frac{\partial u}{\partial x}(x, 0) = v_0 \quad (1c)$$

$$\text{boundary conditions : } \quad u(0, t) = 0 \quad \text{and} \quad S\sigma(L, t) = F_{\text{ext}} \quad (1d)$$

The resolution of the direct problem provides the boundary conditions in displacements and forces on the given finite-time interval $[0, T]$. Perturbations such as white noise are then added in order to simulate real measures :

- measured displacements : \tilde{u}_d at $x = 0$ and $x = L$;
- measured forces : \tilde{f}_d at $x = 0$ and $x = L$.

3 The inverse problem

3.1 Formulation of the inverse problem

Our aim is to find the suitable space-time fields u and σ depending on the Young's modulus E that at the same time satisfies the constitutive relation and minimizes the distance to experimental datas \tilde{u}_d and \tilde{f}_d . The question is about finding a compromise between these equations considered as uncertain under the constrains of reliable ones (i.e. : equilibrium and time initial conditions). The inverse problem associated to the identification strategy based on the modified error in the constitutive relation [7, 8] can then be written as follows :

Find the fields u, σ, u_d, f_d minimizing (2) :

$$J(u, \sigma, u_d, f_d) = \int_0^T \left\{ \frac{1}{2} \int_0^L E^{-1} (\sigma - E\varepsilon)^2 dx + \frac{\alpha}{2} \left| (f_d - \tilde{f}_d) \right|_0^L + \frac{\beta}{2} \left| (u_d - \tilde{u}_d) \right|_0^L \right\} dt \quad (2)$$

$$\text{Under the constrains : } -\rho_{\text{ref}}\ddot{u} + \text{div}(\sigma) = 0 \quad \text{and} \quad u(x, 0) = u_0 \quad \text{and} \quad \dot{u}(x, 0) = v_0 \quad (3)$$

3.2 Adjoint problem and derivation

The inverse problem involves the minimization of the cost function (2) under constrains (3). The searched fields would be the ones for which the saddle point of the Lagrangian (4) is reached :

$$\begin{aligned} L_E(u, \sigma, u_d, f_d, u^*, \lambda, \mu) = & J_E(u, \sigma, u_d, f_d) - \int_0^T \left\{ \int_0^L (\rho_{\text{ref}}\ddot{u} - \text{div}(\sigma)) u^* dx \right\} dt \\ & - \int_0^T |(u - u_d) \lambda|_0^L dt - \int_0^T |(\sigma.n - f_d) \mu|_0^L dt \end{aligned} \quad (4)$$

- u^* is the Lagrange's mutliplier associated to the model error ;
- λ is the Lagrange's mutliplier for relaxation of the displacements boundary conditions ;
- μ is the Lagrange's mutliplier for relaxation of the efforts boundary conditions.

This leads to the system (5) which is given in the strong form over $]0, L[$ by :

$$\begin{cases} \sigma(x, t) = E \cdot (u_{,x}(x, t) + u^*_{,x}(x, t)) \\ \rho_{\text{ref}}\ddot{u}(x, t) - E \cdot u_{,xx}(x, t) - E \cdot u^*_{,xx}(x, t) = 0 \\ \rho_{\text{ref}}\ddot{u}^*(x, t) - E \cdot u^*_{,xx}(x, t) = 0 \end{cases} \quad (5)$$

The solution must satisfy the time initial and final conditions and the space boundary conditions (6) :

$$\begin{cases} u(x, 0) = u_0, \dot{u}(x, 0) = \dot{u}_0 \\ u^*(x, T) = 0, \dot{u}^*(x, T) = 0 \end{cases} \quad \begin{cases} E(u_{,x}(0, t) + u^*_{,x}(0, t)) = \frac{1}{\beta} u^*(0, t) + \tilde{f}_d^0(t) \\ E(u_{,x}(L, t) + u^*_{,x}(L, t)) = \frac{-1}{\beta} u^*(L, t) + \tilde{f}_d^L(t) \\ E u^*_{,x}(0, t) = -\alpha (u(0, t) - \tilde{u}_d^0(t)) \\ E u^*_{,x}(L, t) = \alpha (u(L, t) - \tilde{u}_d^L(t)) \end{cases} \quad (6)$$

The system (5) is then projected into a classical finite element space. This leads to the differential equations (7) in which the searched direct and retrograde fields are respectively the unknown nodal vectors U and U^* :

$$\begin{cases} M\ddot{U}(t) + KU(t) = (\hat{K} - K)U^*(t) + \hat{F}(t) \\ M\ddot{U}^*(t) + KU^*(t) = -\hat{K}U(t) + \hat{F}(t) \end{cases} \quad (7)$$

U and U^* must also satisfy the following initial and final conditions in time (8) :

$$\begin{cases} U(0) = U_0, \dot{U}(0) = \dot{U}_0 \\ U^*(T) = 0, \dot{U}^*(T) = 0 \end{cases} \quad (8)$$

- M et K are respectively the mass and the stiffness matrices ;

$$- \hat{K} = \begin{pmatrix} \frac{-1}{\alpha} & 0 & \dots & 0 & 0 \\ 0 & 0 & \dots & 0 & 0 \\ \vdots & \vdots & \dots & \vdots & \vdots \\ 0 & 0 & \dots & 0 & 0 \\ 0 & 0 & \dots & 0 & \frac{-1}{\alpha} \end{pmatrix}, \hat{F}(t) = \begin{pmatrix} -\tilde{f}_d^0(t) \\ 0 \\ \vdots \\ 0 \\ \tilde{f}_d^L(t) \end{pmatrix}, \hat{K} = \begin{pmatrix} \beta & 0 & \dots & 0 & 0 \\ 0 & 0 & \dots & 0 & 0 \\ \vdots & \vdots & \dots & \vdots & \vdots \\ 0 & 0 & \dots & 0 & 0 \\ 0 & 0 & \dots & 0 & \beta \end{pmatrix} \text{ and } \hat{F}(t) = \begin{pmatrix} -\beta\tilde{u}_d^0(t) \\ 0 \\ \vdots \\ 0 \\ -\beta\tilde{u}_d^L(t) \end{pmatrix}$$

Classical incremental methods can not be applied due to the presence of coupling between the forward and backward equations in the system (7-8). Various methods have been proposed in the literature [2, 3, 4, 6, 14] to address this type of system.

4 Resolution of the inverse problem using a waveform relaxation method

4.1 Towards a non intrusive method

One can transform the systems (7 and 8) into the first-order state-space system (9) :

$$\begin{cases} \dot{Y}(t) = QY(t) + G(t), & Y(0) = (\dot{U}_0, U_0)' = Y_0 \\ \dot{Z}(t) = QZ(t) + H(t), & Z(T) = 0 \end{cases} \quad (9)$$

with :

– $Y(t) = (\dot{U}(t), U(t))'$, $Z(t) = (\dot{U}^*(t), U^*(t))'$ being the state vectors ;

– $P = \begin{pmatrix} 0 & M^{-1}(\hat{K} - K) \\ 0 & 0 \end{pmatrix}$, $Q = \begin{pmatrix} 0 & M^{-1}K \\ -I & 0 \end{pmatrix}$ and $R = \begin{pmatrix} 0 & M^{-1}\hat{K} \\ 0 & 0 \end{pmatrix}$ being constant matrices of dimension $2n$ (n is the number of degrees of freedom (d.o.f.)) ;

– $G(t) = (M^{-1}\hat{F}, 0)'$, $H(t) = (M^{-1}\hat{F}, 0)'$ being the input vectors.

The application of the method of successive approximations [5, 11, 15] to the system (9) leads to the following process (10) :

$$\begin{cases} \dot{Y}^{(k)}(t) = QY^{(k)}(t) + PZ^{(k)}(t) + G(t), & Y^{(k)}(0) = Y_0 \\ \dot{Z}^{(k+1)}(t) = QZ^{(k+1)}(t) + RY^{(k)}(t) + H(t), & Z^{(k+1)}(T) = 0 \end{cases} \quad (10)$$

This iterative procedure consists in solving alternatively the subsystem with initial time values forward from $t = 0$ to $t = T$, then the other subsystem with final time values backward from $t = T$ to $t = 0$. Starting with a given initial guess field Z^0 , the calculation procedure is continued until convergence. During the resolution of a subsystem, the coupled fields are considered as data, obtained from the previous calculation over the range $[0, T]$. However, the redundancy of the boundary conditions and the instability due to the presence of an exponential phenomena in the solutions of the homogenous equation associated to the reference problem [11] are the main reasons why no convergence arises from such an iterative scheme.

4.2 Relaxation method

To help the convergence, the idea of the previous scheme is maintained, but a relaxation scheme is applied. The evaluation of the forward field $Y(t)_{t \in [0, T]}$ at the $(k+1)^{th}$ iteration is obtained from a weighted sum of the fields $Z(t)_{t \in [0, T]}$ calculated at the $(k+1)^{th}$ iteration and that calculated at the k^{th} iteration. Following this line, equation (10) becomes a recurrence process :

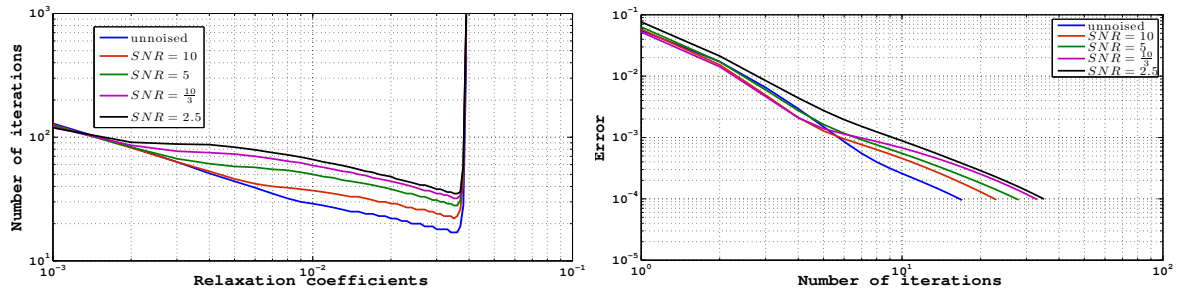
1. Initialization is performed by an initial guess $Z^{(0)}$ of the retrograde field, followed by an initial evaluation $Y^{(0)}$ of the direct field by solving : $\dot{Y}^{(0)} = QY^{(0)} + PZ^{(0)} + G$ with $Y^{(0)}(0) = Y_0$
2. At step k , the direct and retrograde fields $Y^{(k)}$ and $Z^{(k)}$ are known. Then the fields $Z^{(k+1)}$ and $Y^{(k+1)}$ are determined respectively by means of (a) the retrograde equation and its final condition in time and (b) the direct equation and its initial condition in time
 - (a) $\dot{Z}^{(k+1)}(t) = QZ^{(k+1)}(t) + RY^{(k+1)}(t) + H(t)$, with $Z^{(k+1)}(T) = 0$
 - (b) $\dot{Y}^{(k+1)}(t) = QY^{(k+1)}(t) + P(\omega Z^{(k+1)} + (1 - \omega)Z^{(k)}(t)) + G(t)$, with $Y^{(k+1)}(0) = Y_0$

4.3 Numerical tests

In our experiments, the basic solver used is the implicit θ -method with $\theta = \frac{1}{2}$ (trapezoidal rule) and

the time-step is $0.36 \mu s$ for a given finite time interval $[0, 0.63 ms]$. The direct calculation is used to create measurements on a bar (Fig.1) of section $S = 1cm^2$, length $L = 1m$ and material parameters $E_{ref} = 200GPa$, $\nu_{ref} = 0.3$ and $\rho_{ref} = 800kg.m^{-3}$. White noise perturbations are then added in order to simulate real measures.

To deal with the relaxation scheme, the initial guess field is set to zero and the error tolerance is 10^{-4} . The error used here is the holy norm of the differential equations (9). Plots in Fig.2-a gives an idea of the effect of noise on the convergence of the method. Although there is a wide choice of relaxation coefficients for which a few relaxation-iterations are spent until convergence, the nearest values to 1 are considered the best ones ; otherwise we do not have a real relaxation. We report on the right side (see Fig.2-b) errors versus the number of the relaxation iterations arising from the costless values of the relaxation coefficients obtained from the left side one.



(a) Dependence of the number of iterations to the relaxation coefficients for various SNR ratios (b) Dependence of the error to the number of relaxation iterations for various SNR ratios

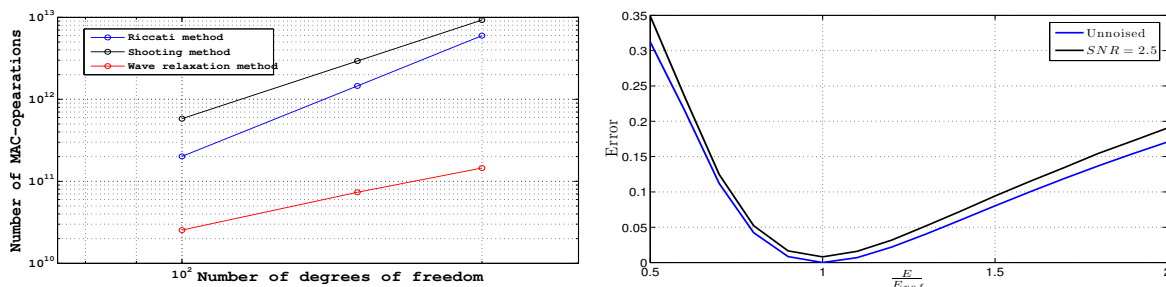
FIGURE 2 – Convergence of the relaxation method for a coupled system with various SNR ratios

Algorithm complexities of the proposed relaxation method, the Riccati method and the shooting method are evaluated by calculating the number of Multiply-And-Accumulate (MAC) operations needed to solve the above coupled problem (see Tab.1). According to this numerical test, the relaxation method looks more suitable than other ones : indeed its complexity is $O(42kmn^2)$ while the Riccati method is $O(mn^4)$ and the shooting method is $O(320mn^3)$, with k , m and n denoting respectively the number of relaxation iterations, the number of time steps and the number of d.o.f.

Method	Number of MAC operations
Riccati	$m(n^4 + 16n^3 + 68n^2 + 86n + 15) + n^4 + (\frac{98}{3})n^3 + 121n^2 + 132n + 25$
Shooting	$m(320n^3 + 160n^2 + 42n + 5) + 256n^4 + 128n^3 + 56n^2 + 2n + 12$
Relaxation	$k(42n^2m + 7nm - 24n^2 + 1)$

TABLE 1 – MAC operations for the proposed method, the Riccati method and the shooting method

An evaluation of the algorithm complexity for various number of d.o.f. is given in Fig.3-a. It confirms



(a) Algorithm complexity of the relaxation method. (b) Cost function (relaxation method)

FIGURE 3 – Robustness of the relaxation method compared to the Riccati and the shooting methods.

not only the efficiency of the relaxation method but also its reliability compared to the other methods. Robustness of the method to noise is also guaranteed : according to Fig.3-b, Young's modulus were properly identified even for an SNR value up to 2.5.

5 Conclusions

For a system of time coupled direct-retrograde second order differential equations here derived in the case of an elastic bar, we proposed an iterative method that requires a reduced implementation time, and for which convergence is guaranteed by a relaxation approach. Numerical tests presented here tend to show the better efficiency and robustness of the proposed method compared to Riccati or shooting methods.

Although only the one dimensional elastic problem has been studied here, the same approach can directly be used for other linear two-point boundary value problems. The case of nonlinear materials is now under consideration.

Références

- [1] Allix O., Feissel P. and Nguyen H.M. (2005). Identification strategy in the presence of corrupted measurements. *Engineering Computations*. Vol 22. Num 5/6. Pages 487-504.
- [2] Andrieux S., Ben Abda A. and Bui H.D. (1999). Reciprocity principle and crack identification. *Inverse problems*. Vol 15. Num 1. Pages 59-65.
- [3] Aughan D.R. (1969). A negative exponential solution for the matrix Riccati equation. *IEEE Transactions on Automatic Control*. Vol 14. Issue 1. Pages 72-75.
- [4] Bui H.D. (1993). Introduction aux problèmes inverses en mécanique des matériaux. *ERREUR PERIMES Eyrolles*. Nb pages 236
- [5] Burrage K., Jackiewicz Z., Nørsett S. P. and Renaut R. A. (1996). Preconditioning Waveform Relaxation Iterations For Differential Systems. *BIT* 36 (1). Pages 54-76.
- [6] Corigliano A. and Mariani S. (2004). Parameter identification in explicit structural dynamics : performance of the extended kalman filter. *Computer Methods in Applied Mechanics and Engineering* Vol 193. Pages 3807-3835.
- [7] Deraemaeker A., Ladevèze P., et Leconte Ph. (2002). Reduced bases for model updating in structural dynamics based on constitutive relation error. *Computer Methods in Applied Mechanics and Engineering*. Vol 191. Pages 2427-2444.
- [8] Feissel P. and Allix O. (2007). Modified constitutive relation error identification strategy for transient dynamics with corrupted data : The elastic case. *Computer Methods in Applied Mechanics and Engineering*. Vol 196. Pages 1968-1983.
- [9] Mceneaney William M. (2007). A new fundamental solution for differential Riccati equations arising in control. *Automatica*. Vol 44. Num 4. Pages 920-936.
- [10] Ladevèze P. (1999). Nonlinear Computational Structural Mechanics - New Approaches and Non-Incremental Methods of Calculation. *Springer-Verlag*. Nb pages 220.
- [11] Raffort L. (1982). Convergence of relaxation methods for two-point boundary-value linear problems. *Systems and Control Letters*. Vol 2. Num 3. Pages 184-188.
- [12] Roberts S.M. and Shipman J.S. (1967) Continuation in shooting methods for two-point boundary value problems. *Journal of mathematical analysis and applications*. Vol 18. Num 1. Pages 45-58.
- [13] Rota L. (1969). An inverse approach for identification of dynamic constitutive equations. *In Ed A.A.Balkema, editor, Int. Symposium on Inverse Problems*. Pages 251-256.
- [14] Sundararajan P. and Noah S. T. (1998). An algorithm for response and stability of large order nonlinear systems - application to rotor systems. *Journal of Sound and Vibration*. Vol 214. Num 4. Pages 695-723.
- [15] Wendi B. and Yongzhong S. (2011). Two stage waveform relaxation method for the initial value problems of differential-algebraic equations. *Journal of Computational and Applied Mathematics*. Vol 236. Pages 1123-1136.