



HAL
open science

Baboons' hand preference resists to spatial factors for a communicative gesture but not for a simple manipulative action

Marie Bourjade, H el ene Meunier, Catherine Blois-Heulin, Jacques Vauclair

► **To cite this version:**

Marie Bourjade, H el ene Meunier, Catherine Blois-Heulin, Jacques Vauclair. Baboons' hand preference resists to spatial factors for a communicative gesture but not for a simple manipulative action. *Developmental Psychobiology*, 2013, 55 (6), pp.651-661. 10.1002/dev.21128 . hal-01021749

HAL Id: hal-01021749

<https://hal.science/hal-01021749v1>

Submitted on 3 Dec 2015

HAL is a multi-disciplinary open access archive for the deposit and dissemination of scientific research documents, whether they are published or not. The documents may come from teaching and research institutions in France or abroad, or from public or private research centers.

L'archive ouverte pluridisciplinaire **HAL**, est destin ee au d ep ot et  a la diffusion de documents scientifiques de niveau recherche, publi es ou non,  emanant des  tablissements d'enseignement et de recherche fran ais ou  trangers, des laboratoires publics ou priv es.



Baboons' hand preference resist to spatial factors for a communicative gesture but not for a simple manipulative action

Journal:	<i>Developmental Psychobiology</i>
Manuscript ID:	DEV-12-139.R1
Wiley - Manuscript type:	Research Article
Date Submitted by the Author:	n/a
Complete List of Authors:	Bourjade, Marie; Aix-Marseille University, Research Centre in the Psychology of Cognition, Language and Emotion Meunier, H�el�ene; Primatology Centre of Strasbourg University, Blois-Heulin, Catherine; Universit�e de Rennes 1, UMR 6552 Ethos « Ethologie Animale et Humaine » Vauclair, Jacques; Aix-Marseille University, Research Centre in the Psychology of Cognition, Language and Emotion
Keywords:	Communication, Handedness, Hemispheric Specialization, Language, Laterality

SCHOLARONE™
Manuscripts

view

1
2
3
4
5
6
7
8
9
10
11
12
13
14
15
16
17
18
19
20
21
22
23
24
25
26
27
28
29
30
31
32
33
34
35
36
37
38
39
40
41
42
43
44
45
46
47
48
49
50
51
52
53
54
55
56
57
58
59
60

Running title: Strong hand preference for gesturing in baboons

For Peer Review

1 Baboons' hand preference resist to spatial factors for a communicative
2 gesture but not for a simple manipulative action

3
4 Marie Bourjade¹, H  l  ne Meunier², Catherine Blois-Heulin³ & Jacques Vaclair¹

5
6 ¹ Research Centre in the Psychology of Cognition, Language and Emotion, Aix-Marseille
7 University, Aix-en-Provence, France

8 ² Primatology Centre of Strasbourg University, Fort Foch, 67207 Niederhausbergen, France

9 ³ UMR 6552 Ethos « Ethologie Animale et Humaine », Universit   de Rennes 1 - CNRS,
10 Station biologique, Paimpont, France

11
12
13 Corresponding author:

14 Marie Bourjade

15 Research Center in the Psychology of Cognition, Language and Emotion, PsyCLE, Aix-
16 Marseille University, 29 av. Schuman, 13621 Aix-en-Provence Cedex 1, France

17 marie.bourjade@univ-amu.fr, marie.bourjade@gmail.com

18 +033 6 12 41 50 88

1
2
3 20 Olive baboons (*Papio anubis*) do acquire and use intentional requesting gestures in
4
5 21 experimental contexts. Individual's hand preference for these gestures is consistent with that
6
7 22 observed for typical communicative gestures, but not for manipulative actions. Here, we
8
9 23 examine whether the strength of hand preference may also be a good marker of hemispheric
10
11 24 specialization for communicative gestures, hence differing from the strength of hand
12
13 25 preference for manipulative actions. We compared the consistency of individuals' hand
14
15 26 preference with regard to the variation in space of either (i) a communicative partner or (ii) a
16
17 27 food item to grasp using a controlled set-up. We report more consistent hand preference for
18
19 28 communicative gestures than for grasping actions. Established hand preference in the midline
20
21 29 was stronger for gesturing than for grasping and allowed to predict the consistency of hand
22
23 30 preference across positions. We found no significant relation between the direction of hand
24
25 31 preference and the task.
26
27
28
29
30
31
32

33 33 Key words: Handedness, Laterality, Language, Gesture, Hand preference, Olive baboon
34
35
36
37
38
39
40
41
42
43
44
45
46
47
48
49
50
51
52
53
54
55
56
57
58
59
60

1
2
3 41 Handedness is by far the most overwhelming manifestation of behavioral asymmetry in
4
5 42 humans. A right-hand preference is shown by approximately ninety percent of humans
6
7 43 (Annett, 1985; Knecht et al., 2000a), and this population-level bias is considered universal
8
9 44 because of its existence across all modern cultures (Coren & Porac, 1977; Raymond &
10
11 45 Pontier, 2004) and over the course of human evolution (Cashmore, Uomini, & Chapelain,
12
13 46 2008; Faurie & Raymond, 2004; Uomini, 2009). From a neurofunctional viewpoint,
14
15 47 handedness is also one robust manifestation of hemispheric specialization, the other one being
16
17 48 language lateralization (Hopkins & Vauclair, 2012). Indeed, right-handers are left-hemisphere
18
19 49 dominant for hand functions and most humans are also left hemisphere dominant for language
20
21 50 functions. Both features have hence been argued to evolve concomitantly during the course of
22
23 51 human evolution (Crow, 2004; Ettliger, 1988; Waren, 1980).

24
25
26
27
28 52 However, recent studies have emphasized that handedness would actually be only a
29
30 53 poor predictor of hemispheric dominance for language. First, a majority of left-handers are
31
32 54 also left hemisphere dominant for language in humans (Knecht et al., 2000b; Khedr, Hamed,
33
34 55 Said, & Basahi, 2002). Moreover, asymmetries in the use of limbs are not specific to humans
35
36 56 but are widespread in vertebrates instead (Hopkins, 2007; Rogers & Andrew, 2002;
37
38 57 Vallortigara, Rogers, & Bisazza, 1999). It has hence been proposed that handedness predated
39
40 58 language (Corballis, Badzakova-Trajkov, & Häberling, 2012; Forrester, Quaresmini, Leavens,
41
42 59 Mareschal, & Thomas, 2013) and there is still considerable debate about whether left-
43
44 60 hemisphere dominance for language was inherited from hemispheric specialization for its
45
46 61 motor components (Greenfield 1991; Forrester et al., 2013) or rather its communicative
47
48 62 components (Vauclair, 2004). In that respect, communicative gestures that imply both motor
49
50 63 and communicative hand functions have been of particular interest in the recent years.
51
52 64 Children point more frequently with their right hand (Bates, O'Connell, Vaid, Sledge, &
53
54 65 Oakes, 1986; Cochet & Vauclair, 2010), even if they are left-handers or ambidextrous for
55
56
57
58
59
60

1
2
3 66 manipulating objects otherwise (Vauclair & Imbault, 2009). Interestingly hand preference
4
5 67 may be more pronounced for communicative gestures such as pointing than for object
6
7 68 manipulation, and both types of hand preference are usually poorly correlated in human
8
9 69 infants (Cochet & Vauclair, 2010; Jacquet, Esseily, Rider, & Fagard, 2012; Vauclair &
10
11 70 Imbault, 2009). This has led some to hypothesize that hand preference for communicative
12
13 71 gestures may be a better marker of hemispheric specialization for language than handedness
14
15 72 (Cochet & Vauclair, 2010; Kimura, 1993; Vauclair, 2004).

16
17
18
19 73 Further support for this hypothesis comes from comparative work conducted with non-
20
21 74 human primates. Several studies have for example found right-sided asymmetries at the
22
23 75 population level in both the chimpanzee (Hopkins et al., 2005; Meguerditchian, Vauclair, &
24
25 76 Hopkins, 2010) and the baboon (Meguerditchian, Molesti, & Vauclair, 2011b;
26
27 77 Meguerditchian & Vauclair, 2006) for a range of manual tasks, including complex (i.e.,
28
29 78 bimanual) manipulations and communicative gestures. As it is the case for children (Esseily,
30
31 79 Jacquet, & Fagard, 2011; Jacquet et al., 2012; Vauclair & Imbault, 2009), the population-level
32
33 80 right biases found in both species were stronger for communicative gestures than for object-
34
35 81 directed manual actions, (e.g. baboons: Meguerditchian & Vauclair, 2009; chimpanzees:
36
37 82 Hopkins et al., 2005; Meguerditchian et al., 2010). Consequently, a similar pattern of hand
38
39 83 preference can be observed in human and in some non-human primates (see also Meunier,
40
41 84 Vauclair, & Fagard, 2012b; Meunier et al., this issue), albeit in different proportions. Taken
42
43 85 together, these data suggest that the left-hemisphere dominance in linguistic functioning is not
44
45 86 modality-specific and may have deep phylogenetic origins (Corballis et al., 2012;
46
47 87 Meguerditchian, Cochet, & Vauclair, 2011a; Vauclair, 2004).

48
49
50
51
52
53 88 In two studies conducted in our laboratory, we found that baboons were able to request
54
55 89 food intentionally from a human partner using either pointing (Meunier, Prieur, & Vauclair,
56
57 90 2012a) or food-begging gestures (Bourjade, Meguerditchian, Maille, & Vauclair, submitted).

1
2
3 91 While both gestures are communicative, presumed difference exists since pointing, but not
4
5 92 begging, requires attracting the attention of a human towards an external distinct target and
6
7 93 has been suggested to involve higher cognitive demands in monkeys (e.g. Hattori, Kuroshima,
8
9 94 & Fujita, 2010). Interestingly, the pattern of laterality for pointing was similar in baboons and
10
11 95 human infants (Meunier et al., 2012b), while it has not been investigated so far for food-
12
13 96 begging. As regards food-begging, baboons were shown to keep their hand preference
14
15 97 consistent with a typical communicative gesture (i.e., hand slapping), but not with object-
16
17 98 directed manual actions (Meguerditchian & Vauclair, 2009). The authors hypothesized that
18
19 99 baboons' communicative gestures, as regards the direction and consistency of hand
20
21 100 preference, may rely on a specific left-lateralized cerebral system that would be independent
22
23 101 from the system controlling purely manipulative actions (Meguerditchian et al., 2011a).
24
25 102 However, overall direction of hand preference may not be the only aspect that has
26
27 103 neuropsychological significance. Handedness is commonly measured as a discrete variable
28
29 104 based on the predominant use of the right or the left hand, or equivalent use of both hands. In
30
31 105 contrast, many have suggested that measuring handedness on a continuous scale accounted for
32
33 106 both the direction and the strength of hand preference, with the latter also being a good
34
35 107 marker of brain specialization (e.g. Bishop, Ross, Daniels, & Bright, 1996; Dassonville, Zhu,
36
37 108 Ugurbil, Kim, & Ashe, 1997; Khedr et al., 2002; Vallortigara et al., 1999). Neurofunctional
38
39 109 evidence supports this claim since the strength and direction of handedness seem to be coded
40
41 110 separately in the human brain (Dassonville et al., 1997). Likewise, it could be alternately
42
43 111 hypothesized that the strength of hand preference for communicative gestures, defined as the
44
45 112 proportion of same-hand use for a given gesture, may be a good marker of hemispheric
46
47 113 specialization for communicative hand functions in baboons, hence differing from the
48
49 114 strength of hand preference for manipulative actions.
50
51
52
53
54
55
56
57
58
59
60

1
2
3 115 In this contribution, we examine these two hypotheses alternately using a standardized
4
5 116 measure for quantifying consistency of hand preference as a tool towards validation (i.e.,
6
7 117 QHP task, Bishop et al., 1996). The initial task developed in humans was to pick up playing
8
9
10 118 cards. The use of the non-preferred hand was encouraged by varying the spatial position of
11
12 119 the cards in relation to the body midline. The prediction was that switching hand across
13
14 120 positions indicated weaker preferences than keeping hand consistent across positions.
15
16 121 Adaptations of this task for children (Esseily et al., 2011; Jacquet et al., 2012) and non-human
17
18 122 primates (Chapelain et al., 2012; Meunier, Blois-Heulin, & Vauclair, 2011; Meunier et al.,
19
20 123 2012b; Meunier et al., this issue) have proved recently successful in highlighting the influence
21
22 124 of situational factors on handedness for reaching actions.

25
26 125 Our aim of adapting this paradigm here was to use the sensitivity to situational factors
27
28 126 as a means of measuring the robustness of hand preference of subjects predefined as right-
29
30 127 handed, left-handed, ambiguously-handed, but also those established as exclusively-handed
31
32 128 and non-exclusively handed irrespective of the direction of laterality. The rationale was then
33
34 129 to determine the consistency of hand preference across spatial positions (herein: *consistency*
35
36 130 of hand preference) in two different tasks, taking established hand preference (i.e., both in
37
38 131 direction and strength) in the central position as a reference. We built on previously published
39
40 132 data reporting hand preference for grasping in baboons (Meunier et al., 2011) to compare with
41
42 133 novel data reporting hand preference for food-begging measured on same individuals within
43
44 134 the same experimental setting. In order to portray the differential lateralization of
45
46 135 communicative and non-communicative hand functions, we examined the *consistency* across
47
48 136 positions of both the *direction* and the *strength* of individuals' hand preference with regards to
49
50 137 the variation in space of (i) a communicative partner (i.e., food-begging) and (ii) a food item
51
52 138 to grasp (i.e., grasping).
53
54
55
56
57
58
59
60

1
2
3 139 Based on previously published research reporting stronger biases for communicative
4
5 140 gestures than for grasping actions at the population level (Meguerditchian & Vauclair, 2009;
6
7 141 Meunier et al., 2011; Meunier et al., 2012b), we expected hand preference to be more
8
9 142 consistent across positions in the communicative than in the non-communicative context.
10
11 143 Additionally, if the cerebral system controlling for communicative gestures differs from the
12
13 144 system controlling manipulative actions on the basis of the *direction but not strength* of hand
14
15 145 preference, we would expect more established right-handers than left-handers in the central
16
17 146 position for food-begging than for grasping, and the direction of the established preference to
18
19 147 predict the propensity to switch from preferred to non preferred hand. Alternately, if the two
20
21 148 systems differ on the basis of the *strength but not direction* of hand preference, we would
22
23 149 expect baboons to show stronger established hand preference for food-begging than for
24
25 150 grasping, and the strength of the established preference to predict the propensity to switch
26
27 151 from preferred to non preferred hand.
28
29
30
31
32
33
34

35 153 **METHODS**

36 154 **Animals**

37
38
39 155 The experiments took place in the Primate Station of the *Centre National de la Recherche*
40
41 156 *Scientifique*, Rousset, France. Initially, 42 olive baboons (*Papio anubis*) were presented with
42
43 157 the grasping task between September and December 2009 (see Meunier et al., 2011 for
44
45 158 details). Two years later, 13 out of these subjects were presented with a food-begging task.
46
47
48
49

50 159 These subjects had previously learnt to request food by extending an arm through the cage in
51
52 160 former experiments (e.g. Bourjade et al., submitted; Meunier et al., 2012a). Only the data for
53
54 161 these 13 subjects that have completed the two tasks are presented here. Subjects were five
55
56 162 females and eight males, all adult. All lived in social groups and were housed either in
57
58
59
60

1
2
3 163 outdoor parks or large cages with free access to an indoor shelter. Water was available *ad*
4
5 164 *libitum* and subjects were never deprived of food or water during testing. All subjects had
6
7 165 been tested in their outdoor area, and only females were partly isolated from dominant
8
9 166 individuals (i.e., that were kept inside) during testing for the food-begging task. All
10
11 167 procedures complied with the current French laws and the European directive 86/609/CEE.
12
13
14
15 168

169 **Experimental procedure**

170 For the two tasks, the experimental set-up was an adaptation of the Bishop's QHP task
171 initially developed to test pre-defined human right-handers for their degree of hand preference
172 (Bishop et al., 1996). In the original task seven picture cards were placed on a semi-circle,
173 each positioned 30 degrees apart from one another, in front of- and within the reach of the
174 participant. Participants stood in front of the template and had to pick up specific cards one by
175 one to put them in a box located in front of them. Hand preference was sampled by recording
176 the hand used to pick up each card. This task has been thereafter adapted to non-human
177 primates in a very comparable set-up (Chapelain et al., 2012; Meunier et al., 2011; Meunier et
178 al., this issue). We provide a brief description of the experimental set-up here. Full details of
179 the methods and procedures are available elsewhere (Chapelain et al., 2012; Meunier et al.,
180 2011; Meunier et al., 2012b).

181 We used a similar apparatus for both tasks. Subjects sat down a concrete block fixed
182 perpendicularly to the mesh inside the cage at about 90 cm from the ground. There was a
183 10x60 cm hole in the wire-mesh that allowed the subject to pass its arms through. Two video
184 cameras were placed 2 m in front of the cage on both sides of the experimenter with an angle
185 of 45° to the subject's midline. For the food-begging task only, subjects were additionally
186 provided with a bottle hung inside the cage, filled with diluted fruit juice to prevent them

1
2
3 187 orienting their body towards the experimenter, particularly when she positioned laterally (see
4
5 188 supplementary material).
6
7

8 189 For the grasping task, the playing card was replaced by a food item that was randomly
9
10 190 and successively placed at one of the seven positions placed at 30° from each other on a semi-
11
12 191 circle drawn on a tray fixed outside of the wire-mesh (Figure 1a). Only one item, i.e., a raisin,
13
14 192 was placed at a time and the experimenter randomly used her right or left hand to place it.
15
16
17 193 Hand preference had been sampled by recording the hand used by subjects to grasp the raisin.
18
19

20 194 For the food-begging task, the playing card was replaced by the experimenter herself
21
22 195 holding a piece of food in one hand. The experimenter randomly and successively positioned
23
24 196 herself at one of the positions placed at 30° from each other on a 1 m radius semi-circle drawn
25
26 197 on a textile sheet lying on the ground in front of the subject's cage (Figure 1b). The
27
28 198 experimenter approached the apparatus from one meter away, always starting from the
29
30 199 midline and heading towards the position to be tested. The experimenter randomly used her
31
32 200 right or left hand to hold the piece of food, i.e., a 2 cm piece of banana. Hand preference was
33
34 201 sampled by recording the hand used by subjects to beg for food.
35
36
37

38 202 Note that for the food-begging task five positions only could be reliably scored. The two
39
40 203 most extreme positions that had not been tested for food-begging were therefore not
41
42 204 considered anymore in the present paper for grasping. Consequently, the five remaining
43
44 205 positions (i.e., corresponding to positions 2 to 6 in Meunier et al., 2011) were: extreme left
45
46 206 (LL), left (L), central (C), right (R) and extreme right (RR) from the left to the right of the
47
48 207 subject (Figure 1). For each task, the order of presentation of the positions was randomized
49
50 208 beforehand and then, the same order was presented for all subjects. The trials were scored as
51
52 209 valid or invalid on subsequent video analysis. A valid trial was considered when the subject
53
54 210 sat in front of the setup aligned with the middle of the apparatus. Video material was coded by
55
56
57
58
59
60

1
2
3 211 two independent observers whose one was naïve to the experimental procedure. We only kept
4
5 212 the trials that have been scored as valid by the two observers for further analysis. Thus,
6
7 213 subjects reached 20 to 60 valid trials per position for grasping and 8 to 35 valid trials per
8
9 214 position for food-begging.
10

11
12
13 215

14 15 16 216 **Data analysis**

17
18 217 The *direction* of hand preference was determined with binomial tests on the number of right
19
20 218 and left responses of each individual for each task and each position to evaluate departure
21
22 219 from chance level and categorize individuals as right-, left- or ambiguously-handed
23
24 220 accordingly. Handedness Index (HI) was calculated for each task and position by subtracting
25
26 221 the number of left-handed responses from the number of right-handed responses and then
27
28 222 dividing by the total number of responses (Hopkins, 1999). HI ranged from -1.0 to +1.0 with
29
30 223 positive values indicating right-hand bias and negative values left-hand bias. The *strength* of
31
32 224 hand preference was assessed thanks to the absolute value of HI (ABS_{HI}) ranging from 0 to 1.
33
34 225 Subjects displaying a significant bias in any position were categorized as *lateralized* for these
35
36 226 positions. Subjects with ABS_{HI} = 1 were categorized as *exclusively-handed*, the other
37
38 227 subjects as *non-exclusively-handed*. When referring to individuals as right-, left-, exclusively-
39
40 228 or non-exclusively-handed or as lateralized, we referred to individual's established hand
41
42 229 preference in the central position for each task.
43
44
45
46
47

48
49 230 We applied generalized linear mixed models (GLMM) to our data in order to
50
51 231 investigate the influence of situational factors as a function of the task. Several models were
52
53 232 fitted with the proportion of right-handed over total responses of each individual in each
54
55 233 position and each task as dependent variable (see summary of models fitted as supplementary
56
57 234 material). Depending on the models, fixed effects were alternately or simultaneously (i) the
58
59
60

1
2
3 235 position, (ii) the task, (iii) the subject's sex and (iv) the interactions between them. The
4
5 236 positive correlation amongst observations of the same individual was taken into consideration
6
7 237 by adding the individual or the interaction between individual and position as random effect,
8
9 238 which allowed each individual to respond differently to positions (Brown & Prescott, 2006).
10
11 239 The family chosen for the dependent variable in the models was Binomial with a Logit link
12
13 240 function; model selection was based on the Akaike Information Criteria (AIC; Onyango,
14
15 241 2009).

16
17
18
19 242 As the rationale of the QHP task was to foster subjects on to switch from their
20
21 243 preferred to non-preferred hand in the contralateral hemisphere, we counted the number of
22
23 244 subjects that switched hand at 30 and 60 degrees in the non-preferred contralateral hemisphere.
24
25 245 As almost all subjects, but two, that switched hand did so at 30° in the contralateral
26
27 246 hemisphere, we considered this angle only for statistical analysis. Non-parametric statistics
28
29 247 (Siegel & Castellan, 1988) were performed on such categorical data, as well as ABSHI and
30
31 248 individual's mean HI for each task and each position. All tests were performed with R 2.10.1
32
33 249 software (<http://cran.r-project.org>) with level of significance set at 0.05.
34
35
36
37
38
39
40

41 **RESULTS**

42 **Comparison between tasks on the basis of the direction of hand preference**

43
44 252 The baboons did not display similar patterns of direction of hand preference for food-begging
45
46 253 and for grasping (i.e. best fitting model, AIC = 690.6; Table 1). There was a significant effect
47
48 254 of the task on the proportion of right-handed responses (Wald Test, $z = -4.23$, $p < 0.001$), and
49
50 255 a significant interaction between task and position (Figure 2). It means that the direction of
51
52 256 hand preference varied as a function of both task and position, with baboons being more right-
53
54 257 handed for food-begging than for grasping in the position LL (Wald test, $z = -9.92$, $p < 0.001$)
55
56
57
58
59
60

1
2
3 259 and position L (Wald test, $z = -8.02$, $p < 0.001$), and more right-handed for grasping than for
4
5 260 food-begging in the position R (Wald test, $z = 11.54$, $p < 0.001$) and position RR (Wald test, z
6
7 261 $= 10.83$, $p < 0.001$). Irrespective of the task, baboons were overall more right-handed than
8
9 262 left-handed for position R (Wald test, $z = 2.23$, $p = 0.026$), but not for positions RR (Wald
10
11 263 test, $z = 0.71$, $p = 0.473$), L (Wald test, $z = -0.81$, $p = 0.417$) and LL (Wald test, $z = -0.55$, $p =$
12
13 264 0.583).

14
15
16
17 265 Each baboon did not keep similar hand preference for food-begging and for grasping
18
19 266 based on handedness index (HI). HI did not correlate between tasks for all positions
20
21 267 (Spearman correlation coefficients, position LL: $r = 0.17$, $p = 0.573$; position L: $r = 0.21$, $p =$
22
23 268 0.483 ; position C: $r = 0.39$, $p = 0.184$; position RR: $r = 0.44$, $p = 0.127$), except position R
24
25 269 (Spearman correlation coefficient, $r = 0.58$, $p = 0.037$). The average HI across all positions for
26
27 270 each individual did not correlate between tasks (Spearman correlation coefficient, $r = 0.34$, p
28
29 271 $= 0.252$).

30
31
32
33 272

34 273 **Comparison between tasks on the basis of the strength of hand preference**

35
36 274 The baboons did not display similar patterns of strength of hand preference for food-begging
37
38 275 and for grasping when considering ABSHI across positions (Figure 4). The strength of hand
39
40 276 preference was affected overall by the position of the item to grasp (Friedman analysis of
41
42 277 variance, $F(4) = 29.97$, $p < 0.001$) but not by the position of the experimenter whom to beg
43
44 278 from (Friedman analysis of variance, $F(4) = 1.55$, $p = 0.834$). Direct comparisons between the
45
46 279 two tasks in each position reveal that the strength of hand preference was significantly higher
47
48 280 for food-begging than for grasping in the central position (one-sample permutation test, $t =$
49
50 281 2.01 , $p = 0.042$), while it was significantly lower in the position LL (one-sample permutation
51
52 282 test, $t = -2.02$, $p = 0.039$). There was no significant difference in the strength of hand
53
54
55
56
57
58
59
60

1
2
3 283 preference between the two tasks for the positions RR, R and L (one-sample permutation
4
5 284 tests, $p > 0.05$ in all cases).
6
7

8
9 285 This result is gaining support by the fact that the consistency of hand preference across
10
11 286 positions also varied as a function of the task. Based on established hand preference in the
12
13 287 central position (Tables 2 & 3), lateralized baboons were more likely to switch from preferred
14
15 288 to non-preferred hand in the contralateral space for grasping than for food-begging,
16
17 289 irrespective of the direction of laterality (Fisher exact probabilities test, $p = 0.002$).
18
19

20 290

21 22 23 291 **Discriminatory power of direction versus strength of hand preference**

24
25
26 292 For hand preference established in the central position (Tables 2 & 3), we found no significant
27
28 293 difference between the number of right-handed and left-handed baboons as a function of the
29
30 294 task (Fisher exact probabilities test, $p = 1$), while we found more exclusively-handed baboons
31
32 295 than non-exclusively handed baboons for food-begging than for grasping (Fisher exact
33
34 296 probabilities test, $p = 0.002$). Eight subjects out of 13 displayed exclusive hand preference for
35
36 297 food-begging whereas no subject displayed exclusive hand preference for grasping in the
37
38 298 midline.
39
40

41
42 299 The strength of hand preference established in the central position for food-begging
43
44 300 (i.e., as exclusively- or non-exclusively-handed baboons) allowed predicting the propensity of
45
46 301 individuals to switch from preferred to non-preferred hand in the contralateral hemisphere
47
48 302 (Fisher exact probabilities test, $p = 0.022$, Table 3). All the eight baboons that had exclusive
49
50 303 hand preference for food-begging in the central position kept their preferred hand in the
51
52 304 contralateral hemisphere, while the two lateralized baboons that had non-exclusive hand
53
54 305 preference in the central position switched to non-preferred hand at 30 degrees in the
55
56 306 contralateral hemisphere. However, the direction of hand preference established in the central
57
58
59
60

1
2
3 307 position, did not allow predicting the propensity of individuals to switch from preferred to
4
5 308 non-preferred hand in the contralateral hemispace for grasping (Fisher exact probabilities test,
6
7 309 $p = 1$, Table 2), nor for food-begging (Fisher exact probabilities test, $p = 0.444$, Table 3).
8
9

10 310

11 311 **DISCUSSION**

12
13
14
15
16 312 Three main points are worth noting in the present contribution. First, the differential
17
18 313 distribution of hand biases for gesturing toward a partner and for grasping an item
19
20 314 corroborates previous results obtained in baboons and other species (Meunier et al., 2012b;
21
22 315 Meunier et al., this issue) and stresses that these two manual actions seem not to be processed
23
24 316 similarly by the brain. Second, this investigation sheds light on the relative influence of the
25
26 317 strength of hand preference in distinguishing communicative from non-communicative tasks
27
28 318 in an old-world-monkey. Third, these results clearly state that situational factors have little
29
30 319 influence on hand preference for gesturing in a communicative context, as reported in
31
32 320 macaques (Meunier et al., this issue), chimpanzees (Hopkins & Wesley, 2002) and human
33
34 321 infants (Jacquet et al., 2012).
35
36
37
38

39 322

40 323 **Influence of the nature of the task on hand preference**

41
42
43
44
45 324 Our examination that compared hand use for grasping and for food-begging pointed out
46
47 325 differential use of the right hand according to situational factors. Baboons hardly ever used
48
49 326 their right hand to grasp a raisin situated on their left side, but used more often their right hand
50
51 327 for begging from an experimenter located at same positions. Conversely, subjects used their
52
53 328 right hand more often to grasp a raisin situated on their right than to beg for food from an
54
55 329 experimenter situated on their right. These findings indicate that the position in space largely
56
57
58
59
60

1
2
3 330 influences hand use for grasping but not hand use for requesting food from a partner. This is
4
5 331 supported by the fact that baboons did not keep the direction of their hand preference
6
7 332 consistent between tasks. Handedness indices measured on same individuals for the two tasks
8
9 333 were very poorly correlated, except for the position R. The reason why these two indices
10
11 334 correlate for this position only is not straightforward. As observed in humans for different
12
13 335 activities (Steenhuis, 1999), left-handed baboons may be more likely to switch hand for
14
15 336 gesturing in the contralateral hemisphere than right-handed baboons, but it does not explain
16
17 337 why a similar trend was not observed for the extreme right position.
18
19

20
21 338 The tasks also elicited different patterns of strength of hand preference across
22
23 339 positions. At the group level, the strength of hand preference for grasping a raisin in the
24
25 340 extreme rightward and leftward positions was high, whereas it was low in the more central
26
27 341 positions. Contrarily, the measures of strength for food-begging did not vary across positions.
28
29 342 In other words, situational factors do not affect the strength of hand preference for food-
30
31 343 begging while they affect the strength of hand preference for grasping. At the individual level,
32
33 344 this task-related effect underlies two opposite patterns of occurrences of hand switch. In the
34
35 345 contralateral hemisphere subjects kept their preferred hand for begging for food, but switched
36
37 346 to non-preferred hand for grasping, irrespective of the direction of hand preference. Together,
38
39 347 these findings illustrate that the more pronounced biases for communicative gestures than for
40
41 348 object manipulation recorded at the population level (Meguerditchian & Vauclair, 2009;
42
43 349 Meunier et al., 2011; Meunier et al., 2012b) are underpinned by stronger hand preference at
44
45 350 the individual level for communicative gestures than for grasping.
46
47
48
49
50

51 351 Such a differential effect of situational factors on hand preference is in line with the
52
53 352 few available studies that have compared handedness for different manual tasks and/or
54
55 353 species using the QHP task. For instance, it had been found that the direction of hand
56
57 354 preference was strongly affected by the position of an item to grasp in mangabeys and
58
59
60

1
2
3 355 Campbell's monkeys (Chapelain et al., 2012). In a comparative work, Meunier and colleagues
4
5 356 (2012b; this issue) highlighted convergent distributions of hand biases in macaques, baboons
6
7 357 and human infants, with patterns very similar to ours. Human infants have otherwise been
8
9 358 shown to use more their right hand to point to objects than to grasp them and to be more
10
11 359 willing to use their right hand in the contralateral left hemisphere for pointing than for grasping
12
13 360 (Jacquet et al., 2012). These collective data, all gathered with a similar experimental set-up
14
15 361 (the QHP task), support the hypothesis that functional asymmetries for gesturing in a
16
17 362 communicative context and for grasping may develop quite independently in humans and
18
19 363 non-human primates, perhaps due to differential constraints on their expression.
20
21
22
23
24 364

25 26 27 365 **Significance of the direction and the strength of hand preference**

28
29 366 Both right-handed and left-handed baboons for grasping switched from preferred to non-
30
31 367 preferred hand in the contralateral hemisphere, while both right-handed and left-handed
32
33 368 baboons for begging kept their preferred hand in the contralateral hemisphere. This suggests
34
35 369 that the direction of hand preference does not discriminate between the tasks, at least in our
36
37 370 sample. Our data show however that the strength of hand preference in the midline may be a
38
39 371 good predictor of the consistency of hand preference across positions, at least for food-
40
41 372 begging. Three results are worth noting. First, the strength of baboons' hand preference was
42
43 373 higher for food-begging than for grasping in the midline. Second, none of the subjects had
44
45 374 exclusive preferences for one hand in the grasping task, whereas almost all of them had
46
47 375 exclusive preferences for one hand in the food-begging task. Third, the baboons with
48
49 376 established exclusive preferences for food-begging in the midline were less likely to switch
50
51 377 hand across positions than the baboons with established non-exclusive preferences. Therefore,
52
53
54
55
56
57
58
59
60

1
2
3 378 baboons' hand preference seems to differ between tasks on the basis of the strength of hand
4
5 379 preference, rather than the direction.
6
7

8 These results are gaining support from neuroimaging evidence in humans of a
9
10 381 continuous relation between the strength of handedness and functional activation of the motor
11
12 382 cortex (Dassonville et al., 1997). These authors found both right and left-handers having
13
14 383 similar contralateral activation of the motor cortex concomitant to the use of the dominant
15
16 384 hand. However, the strength of hand preference correlated negatively with the cerebral
17
18 385 activation ipsilateral to the dominant hand. It means that activation in the motor cortex is
19
20 386 more lateralized with increasing strength of handedness in both right-handers and left-
21
22 387 handers. Additional research is needed to confirm whether the strength of hand preference
23
24 388 might have similar neurofunctional significance in non-human primates.
25
26
27

28
29 389 Although human infants (Cochet & Vauclair, 2010; Esseily et al., 2011; Jacquet et al.,
30
31 390 2012; Vauclair & Imbault, 2009), like chimpanzees and baboons (Hopkins et al., 2005;
32
33 391 Meguerditchian et al., 2010; Meguerditchian & Vauclair, 2009), have been reported to be
34
35 392 more right-handed for gesturing than for manipulating objects, it is worth noting that no
36
37 393 population-level bias emerged in the present data. It is possible that our sample size was too
38
39 394 small to detect any population-level bias for food-begging. As proposed above, it could
40
41 395 alternately be that the strength of hand preference for communicative gestures may be a better
42
43 396 marker of hemispheric specialization than the direction of hand preference for the use of
44
45 397 learnt gestures in baboons. As the direction of hand preference may be partly determined by
46
47 398 epigenetic constraints (Schaafsma, Riedstra, Pfannkuche, Bouma, & Groothuis, 2009;
48
49 399 Vallortigara et al., 1999), it is possible that brain specialization for these gestures may have
50
51 400 been constrained by individual learning history, leading to differential lateralization at the
52
53 401 population level. It would explain why the population right-sided bias was found lower for
54
55
56
57
58
59
60

1
2
3 402 food-begging than for typical gestures in baboons, though both indices correlate nevertheless
4
5 403 (Meguerditchian & Vauclair, 2009).
6
7

8 404
9

10 405 **Conclusion**

11
12
13
14 406 Baboons show stronger hand preference for communicative gestures than for
15
16 407 manipulative action irrespective of the direction of laterality. Hand preference for gesturing is
17
18 408 little influenced by situational factors and this consistency can be predicted by the strength of
19
20 409 hand preference in the midline. Based on these findings, we suggest that behavioral
21
22 410 asymmetries for gestural communication and for manipulative actions in baboons rely on
23
24 411 independent brain processes that differ with the strength of hand preference, possibly
25
26 412 reflecting differential degrees of lateralization in brain activation. Additional research is
27
28 413 needed to evaluate whether the apparent behavioral continuity that exists between baboons,
29
30 414 chimpanzees and humans with respect to manual asymmetries has neurological
31
32 415 underpinnings.
33
34
35
36
37
38
39

40 417 **NOTES**

41
42
43 418 This research was supported by a French National Research Agency (ANR) grant; reference
44
45 419 ANR-08-BLAN-0011_01. We thank Quentin Wohlfarth for re-coding all the video material,
46
47 420 Simon Faber, Céline Gouyet, Benoît Rosay, Morgane Allanic, Mathilde Hervieux and
48
49 421 Ludivine Glas for helping in data collection, Georges Di Grandi and Sébastien Guiol for their
50
51 422 help in conceiving the apparatus, and the caretakers of the Primate Station of Rousset for their
52
53 423 helpful assistance throughout the experiments.
54
55
56
57
58
59
60

1
2
3 425 **References**

- 4
5
6 426 Annett, M. (1985). Left, right, hand and brain: The right shift theory. Oxford, UK:
7
8 427 Psychology Press.
- 9
10 428 Bates, E., O'Connell, B., Vaid, J., Sledge, P., & Oakes, L. (1986). Language and hand
11
12 429 preference in early development. *Developmental Neuropsychology*, 2(1), 1-15.
- 13
14
15 430 Bishop, D. V. M., Ross, V. A., Daniels, M. S., & Bright, P. (1996). The measurement of hand
16
17 431 preference: A validation study comparing three groups of right-handers. *British*
18
19 432 *Journal of Psychology*, 87(2), 269–285.
- 20
21
22 433 Bourjade, M., Meguerditchian, A., Maille, A., & Vauclair, J. (submitted). Attribution of
23
24 434 attention as a prerequisite of intentional gesturing in baboons (*Papio anubis*).
- 25
26 435 Brown, H., & Prescott, R. (2006). *Applied Mixed Models in Medicine*. New York, NY: John
27
28 436 Wiley & Sons.
- 29
30
31 437 Cashmore, L., Uomini, N., & Chapelain, A. (2008). The evolution of handedness in humans
32
33 438 and great apes: a review and current issues. *Journal of Anthropological Sciences*, 86,
34
35 439 7–35.
- 36
37 440 Chapelain, A., Laurence, A., Vimond, M., Maille, A., Meunier, H., Fagard, J., ... Blois-
38
39 441 Heulin, C. (2012). Hand preference and its flexibility according to the position of the
40
41 442 object: a study in cercopithecines examining spontaneous behaviour and an
42
43 443 experimental task (the Bishop QHP task). *Animal Cognition*, 15(5), 937-953.
- 44
45
46 444 Cochet, H., & Vauclair, J. (2010). Pointing gesture in young children: Hand preference and
47
48 445 language development. *Gesture*, 10(2-3), 129-149.
- 49
50
51 446 Corballis, M. C., Badzakova-Trajkov, G., & Häberling, I. S. (2012). Right hand, left brain:
52
53 447 genetic and evolutionary bases of cerebral asymmetries for language and manual
54
55 448 action. *Wiley Interdisciplinary Reviews: Cognitive Science*, 3(1), 1–17.
- 56
57
58
59
60

- 1
2
3 449 Coren, S., & Porac, C. (1977). Fifty centuries of right-handedness: The historical record.
4
5 450 Science, 198(4317), 631-632.
6
7
8 451 Crow, T. (2004). Directional asymmetry is the key to the origin of modern Homo sapiens (the
9
10 452 Broca-Annett axiom): A reply to Rogers' review of the speciation of modern homo
11
12 453 sapiens. *Laterality: Asymmetries of Body, Brain and Cognition*, 9(2), 233-242.
13
14 454 Dassonville, P., Zhu, X.-H., Ugurbil, K., Kim, S.-G., & Ashe, J. (1997). Functional activation
15
16 455 in motor cortex reflects the direction and the degree of handedness. *Proceedings of the*
17
18 456 *National Academy of Sciences*, 94(25), 14015-14018.
19
20
21 457 Esseily, R., Jacquet, A.-Y., & Fagard, J. (2011). Handedness for grasping objects and pointing
22
23 458 and the development of language in 14-month-old infants. *Laterality: Asymmetries of*
24
25 459 *Body, Brain and Cognition*, 16(5), 565-585.
26
27
28 460 Ettlinger, G. (1988). Hand preference, ability, and hemispheric specialization: In how far are
29
30 461 these factors related in the monkey? *Cortex: A Journal Devoted to the Study of the*
31
32 462 *Nervous System and Behavior*, 24(3), 389-398.
33
34
35 463 Faurie, C., & Raymond, M. (2004). Handedness frequency over more than ten thousand years.
36
37 464 *Proceedings of the Royal Society B: Biological Sciences*, 271(Suppl_3), S43-S45.
38
39
40 465 Forrester, G.S., Quaresmini, C., Leavens, D., Mareschal, D., & Thomas, M.S.C. (2013).
41
42 466 Human handedness: an inherited evolutionary trait. *Behavioural Brain Research*, 237,
43
44 467 200-206.
45
46
47 468 Greenfield, P.M. (1991). Language tools and the brain: the ontogeny and phylogeny of
48
49 469 hierarchically organized sequential behavior. *Behavioral Brain Sciences*, 14, 531-550.
50
51
52
53 470 Hattori, Y., Kuroshima, H., & Fujita, K. (2010). Tufted capuchin monkeys (*Cebus apella*)
54
55 471 show understanding of human attentional states when requesting food held by a
56
57 472 human. *Animal Cognition*, 13(1), 87-92.
58
59
60

- 1
2
3 473 Hopkins, W. D. (1999). On the other hand: statistical issues in the assessment and
4
5 474 interpretation of hand preference data in nonhuman primates. *International Journal of*
6
7 475 *Primatology*, 20(6), 851-866.
- 8
9
10 476 Hopkins, W. D. (Ed.). (2007). *The evolution of hemispheric specialization in primates*. New
11
12 477 York, NY: Academic Press.
- 13
14
15 478 Hopkins, W. D., Russell, J., Freeman, H., Buehler, N., Reynolds, E., & Schapiro, S. J. (2005).
16
17 479 The distribution and development of handedness for manual gestures in captive
18
19 480 chimpanzees (*Pan troglodytes*). *Psychological Science*, 16(6), 487-493.
- 20
21
22 481 Hopkins, W. D., & Vaclair, J. (2012). Evolution of behavioral and brain asymmetries in
23
24 482 primates. In M. Tallerman & K.R. Gibson (Eds.), *Handbook of language evolution* (p.
25
26 483 184–197). Oxford, UK: Oxford University Press.
- 27
28
29 484 Hopkins, W. D., & Wesley, M. J. (2002). Gestural communication in chimpanzees (*Pan*
30
31 485 *troglodytes*): The influence of experimenter position on gesture type and hand
32
33 486 preference. *Laterality: Asymmetries of Body, Brain and Cognition*, 7(1), 19-30.
- 34
35
36 487 Jacquet, A.-Y., Esseily, R., Rider, D., & Fagard, J. (2012). Handedness for grasping objects
37
38 488 and declarative pointing: A longitudinal study. *Developmental Psychobiology*, 54(1),
39
40 489 36–46.
- 41
42
43 490 Khedr, E.M., Hamed, E., Said, A., & Basahi, J. (2002). Handedness and language cerebral
44
45 491 lateralization. *European Journal of Applied Physiology*, 87(4-5), 469-473.
- 46
47
48 492 Kimura, D. (1993). *Neuromotor mechanisms in human communication*. Oxford, UK:
49
50 493 University Press.
- 51
52
53 494 Knecht, S., Deppe, M., Dräger, B., Bobe, L., Lohmann, H., Ringelstein, E.-B., & Henningsen,
54
55 495 H. (2000a). Language lateralization in healthy right-handers. *Brain*, 123(1), 74-81.
- 56
57
58
59
60

- 1
2
3 496 Knecht, S., Dräger, B., Deppe, M., Bobe, L., Lohmann, H., Flöel, A., ... Henningsen, H.
4
5 497 (2000b). Handedness and hemispheric language dominance in healthy humans. *Brain*,
6
7 498 123(12), 2512-2518.
- 9
10 499 Meguerditchian, A., Cochet, H., & Vauclair, J. (2011a). From gesture to language
11
12 500 Ontogenetic and phylogenetic perspectives on gestural communication and its cerebral
13
14 501 lateralization. In A. Vilain, C. Abry, J.-L. Schwartz, & J. Vauclair (Eds.), *Primate*
15
16 502 *Communication and Human Language: Vocalization, Gestures, Imitation and Deixis*
17
18 503 *in Humans and Non-Humans* (p. 91-120). Amsterdam, The Netherlands: John
19
20 504 Benjamins Publishing.
- 22
23 505 Meguerditchian, A., Molesti, S., & Vauclair, J. (2011b). Right-handedness predominance in
24
25 506 162 baboons (*Papio anubis*) for gestural communication: Consistency across time and
26
27 507 groups. *Behavioral Neuroscience*, 125(4), 653-660.
- 29
30 508 Meguerditchian, A., & Vauclair, J. (2006). Baboons communicate with their right hand.
31
32 509 *Behavioural Brain Research*, 171(1), 170-174.
- 34
35 510 Meguerditchian, A., & Vauclair, J. (2009). Contrast of hand preferences between
36
37 511 communicative gestures and non-communicative actions in baboons: Implications for
38
39 512 the origins of hemispheric specialization for language. *Brain and Language*, 108(3),
40
41 513 167-174.
- 43
44 514 Meguerditchian, A., Vauclair, J., & Hopkins, W. D. (2010). Captive chimpanzees use their
45
46 515 right hand to communicate with each other: Implications for the origin of the cerebral
47
48 516 substrate for language. *Cortex*, 46(1), 40-48.
- 50
51 517 Meunier, H., Blois-Heulin, C., & Vauclair, J. (2011). A new tool for measuring hand
52
53 518 preference in non-human primates: Adaptation of Bishop's quantifying hand
54
55 519 preference task for olive baboons. *Behavioural Brain Research*, 218(1), 1-7.

- 1
2
3 520 Meunier, H., Fagard, J., Maugard, A., Briseno, M., Fizet, J., Canteloup, C., ... Vauclair, J.
4
5 521 Patterns of hemispheric specialization for a communicative gesture in different
6
7 522 primates species. *Developmental Psychobiology*, this issue.
8
9
10 523 Meunier, H., Prieur, J., & Vauclair, J. (2012a). Olive baboons communicate intentionally by
11
12 524 pointing. *Animal Cognition*, DOI:10.1007/s10071-012-0558-y.
13
14 525 Meunier, H., Vauclair, J., & Fagard, J. (2012b). Human infants and baboons show the same
15
16 526 pattern of handedness for a communicative gesture. *PLoS ONE*, 7(3), e33959.
17
18 527 Onyango, N. O. (2009). On the linear mixed effects regression (lmer) r function for nested
19
20 528 animal breeding data. *Case Studies In Business, Industry And Government Statistics*,
21
22 529 4(1), 44-58.
23
24
25 530 Raymond, M., & Pontier, D. (2004). Is there geographical variation in human handedness?
26
27 531 *Laterality*, 9(1), 35-51.
28
29
30 532 Rogers, L. J., & Andrew, R. (Eds.). (2002). *Comparative vertebrate lateralization*. Cambridge,
31
32 533 UK: University Press.
33
34 534 Schaafsma, S. M., Riedstra, B. J., Pfannkuche, K. A., Bouma, A., & Groothuis, T. G. G.
35
36 535 (2009). Epigenesis of behavioural lateralization in humans and other animals.
37
38 536 *Philosophical Transactions of the Royal Society B: Biological Sciences*, 364(1519),
39
40 537 915-927.
41
42
43 538 Siegel, S., & Castellan, N. (1988). *Nonparametric statistics for the behavioral sciences*.
44
45 539 Berkeley, CA: McGraw-Hill.
46
47
48 540 Steenhuis, R. E. (1999). The relation between hand preference and hand performance: what
49
50 541 you get depends on what you measure. *Laterality: Asymmetries of Body, Brain and*
51
52 542 *Cognition*, 4(1), 3-26.
53
54
55 543 Uomini, N. T. (2009). The prehistory of handedness: Archaeological data and comparative
56
57 544 ethology. *Journal of Human Evolution*, 57(4), 411-419.
58
59
60

- 1
2
3 545 Vallortigara, G., Rogers, L. ., & Bisazza, A. (1999). Possible evolutionary origins of cognitive
4
5 546 brain lateralization. *Brain Research Reviews*, 30(2), 164-175.
6
7
8 547 Vauclair, J. (2004). Lateralization of communicative signals in nonhuman primates and the
9
10 548 hypothesis of the gestural origin of language. *Interaction Studies*, 5(3), 365-386.
11
12 549 Vauclair, J., & Imbault, J. (2009). Relationship between manual preferences for object
13
14 550 manipulation and pointing gestures in infants and toddlers. *Developmental Science*,
15
16 551 12(6), 1060–1069.
17
18 552 Waren, J. M. (1980). Handedness and laterality in humans and other animals. *Physiological*
19
20 553 *Psychology*, 8(3), 351-359.
21
22
23
24 554
25
26 555
27
28 556
29
30 557
31
32 558
33
34 559
35
36 560
37
38 561
39
40 562
41
42 563
43
44 564
45
46 565
47
48 566
49
50 567
51
52 568
53
54 569
55
56 570
57
58
59
60

1
2
3 571 Table 1. Summary of models fitted with the proportion of right-handed responses as
4
5 572 dependent variable. Interactions between two effects are represented by colons. Bold
6
7 573 characters indicate the best fitting model, which significantly differed from the null model
8
9
10 574 fitted without fixed effects (Chi-square tests for the log-likelihood ratios, $p < 0.001$).

575

Dependent variable	Model	Fixed effects	Random effects	AIC
Proportion of right-handed responses				
	1	none	individual	4292
	2	task	individual	4283
	3	task	individual:position	1676
	4	position	individual	1717
	5	position	individual:position	1659
	6	task, position, task:position	individual	820
	7	task, position, task:position	individual:position	691
	8	task, sex, position, task:sex	individual	1624
	9	task, sex, position, task:sex	individual:position	1690

576

577

578 Table 2. Raw data for each individual tested in the grasping task

Individual	Sex	LL				L				C				R				RR			
		LH	RH	B test	HI	LH	RH	B test	HI	LH	RH	B test	HI	LH	RH	B test	HI	LH	RH	B test	HI
Anelka	M	50	10	<0.001	-0.67	36	24	0.155	-0.20	19	41	0.006	0.37	1	59	<0.001	0.97	0	60	<0.001	1.00
Katy	F	60	0	<0.001	-1.00	53	7	<0.001	-0.77	17	43	0.001	0.43	2	58	<0.001	0.93	1	59	<0.001	0.97
Marius	M	60	0	<0.001	-1.00	60	0	<0.001	-1.00	29	31	0.897	0.03	1	59	<0.001	0.97	0	60	<0.001	1.00
Momo	M	60	0	<0.001	-1.00	60	0	<0.001	-1.00	54	6	<0.001	-0.80	0	60	<0.001	1.00	0	60	<0.001	1.00
Oscar	M	59	1	<0.001	-0.97	60	0	<0.001	-1.00	50	10	<0.001	-0.67	1	59	<0.001	0.97	0	60	<0.001	1.00
Perfide	F	60	0	<0.001	-1.00	57	3	<0.001	-0.90	37	23	0.092	-0.23	12	48	<0.001	0.60	0	60	<0.001	1.00
Prise	F	55	5	<0.001	-0.83	46	14	<0.001	-0.53	28	32	0.699	0.07	4	56	<0.001	0.87	4	56	<0.001	0.87
Rodolphe	M	60	0	<0.001	-1.00	60	0	<0.001	-1.00	57	3	<0.001	-0.90	5	55	<0.001	0.83	0	60	<0.001	1.00
Sestarde	F	18	2	<0.001	-0.80	9	11	0.412	0.10	2	18	<0.001	0.80	0	20	<0.001	1.00	0	20	<0.001	1.00
Toti	M	60	0	<0.001	-1.00	60	0	<0.001	-1.00	37	23	0.092	-0.23	1	59	<0.001	0.97	0	60	<0.001	1.00
Tulie	F	60	0	<0.001	-1.00	57	3	<0.001	-0.90	38	22	0.052	-0.27	10	50	<0.001	0.67	1	59	<0.001	0.97
Ubu	M	60	0	<0.001	-1.00	60	0	<0.001	-1.00	49	11	<0.001	-0.63	3	57	<0.001	0.90	2	58	<0.001	0.93
Uranus	M	60	0	<0.001	-1.00	51	9	<0.001	-0.70	32	28	0.698	-0.07	2	58	<0.001	0.93	0	60	<0.001	1.00
Handedness category																					
LH-RH		13	0			11	0			4	3			0	13			0	13		
LAT				13				11				7				13				13	
EXC					9				6				0				2				9

580 Sex: *M* male, *F* female. Main columns: *LH* number of left-handed responses, *RH* number of right-handed responses, *B test* p-value of the
 581 binomial test performed on the number of right-handed and left-handed responses (when the test is significant the higher value is in bold), *HI*
 582 handedness index (bold characters indicate exclusive hand preference). Handedness category: *LH-RH* number of left-handed and right-handed
 583 baboons, *LAT* number of lateralized baboons irrespective of the direction of laterality, *EXC* number of exclusive right-handed and left-handed
 584 baboons ($HI = 1$ or $HI = -1$).

585 Table 3. Raw data for each individual tested in the food-begging task

Individual	Sex	LL				L				C				R				RR			
		LH	RH	B test	HI	LH	RH	B test	HI	LH	RH	B test	HI	LH	RH	B test	HI	LH	RH	B test	HI
Anelka	M	0	17	<0.001	1.00	0	18	<0.001	1.00	0	20	<0.001	1.00	0	20	<0.001	1.00	0	20	<0.001	1.00
Katy	F	0	18	<0.001	1.00	1	19	<0.001	0.90	0	20	<0.001	1.00	0	19	<0.001	1.00	0	14	<0.001	1.00
Marius	M	0	17	<0.001	1.00	0	19	<0.001	1.00	0	20	<0.001	1.00	0	20	<0.001	1.00	0	16	<0.001	1.00
Momo	M	5	14	0.032	0.47	2	17	<0.001	0.79	0	19	<0.001	1.00	0	20	<0.001	1.00	0	15	<0.001	1.00
Oscar	M	11	4	0.059	-0.47	16	2	0.001	-0.78	13	4	0.025	-0.53	11	7	0.240	-0.22	14	1	<0.001	-0.87
Perfide	F	19	1	<0.001	-0.90	14	5	0.032	-0.47	10	7	0.315	-0.18	5	10	0.151	0.33	4	7	0.274	0.27
Prise	F	19	0	<0.001	-1.00	21	0	<0.001	-1.00	21	0	<0.001	-1.00	21	0	<0.001	-1.00	16	0	<0.001	-1.00
Rodolphe	M	11	4	0.059	-0.47	16	4	0.015	-0.60	15	3	0.004	-0.67	3	17	0.001	0.70	4	12	0.038	0.50
Sestarde	F	1	9	0.011	0.80	0	14	<0.001	1.00	0	22	<0.001	1.00	0	20	<0.001	1.00	0	10	0.001	1.00
Toti	M	3	7	0.172	0.40	9	13	0.262	0.18	4	10	0.090	0.43	0	20	<0.001	1.00	11	8	0.324	-0.16
Tulie	F	9	2	0.033	-0.64	7	11	0.240	0.22	13	17	0.292	0.13	11	13	0.419	0.08	7	2	0.090	-0.56
Ubu	M	12	4	0.038	-0.50	21	0	<0.001	-1.00	21	0	<0.001	-1.00	18	2	<0.001	-0.80	19	0	<0.001	-1.00
Uranus	M	14	0	<0.001	-1.00	19	0	<0.001	-1.00	13	0	<0.001	-1.00	12	0	<0.001	-1.00	8	0	0.004	-1.00
Handedness category																					
LH-RH		4 5				6 5				5 5				3 7				3 6			
LAT		9				11				10				10				9			
EXC		5				6				8				8				8			

587 Sex: *M* male, *F* female. Main columns: *LH* number of left-handed responses, *RH* number of right-handed responses, *B test* p-value of the
588 binomial test performed on the number of right-handed and left-handed responses (when the test is significant the higher value is in bold), *HI*
589 handedness index (bold characters indicate exclusive hand preference). Handedness category: *LH-RH* number of left-handed and right-handed
590 baboons, *LAT* number of lateralized baboons irrespective of the direction of laterality, *EXC* number of exclusive right-handed and left-handed
591 baboons ($HI = 1$ or $HI = -1$).

1
2
3 592 Captions
4
5

6 593
7
8

9 594 Figure 1. Experimental set-up of (a) the grasping task and (b) the food-begging task
10
11

12 595
13

14
15 596 Figure 2. Mean percentages (\pm SEM) of right-hand use for each task in the five positions. LL:

16
17 597 extreme left, L: left, C: central, R: right, RR: extreme right. Significant interactions between

18
19 598 tasks and positions are noted by asterisks, Wald tests *** $p < 0.001$.
20
21

22 599
23
24

25 600 Figure 3. Mean Handedness Indices (\pm SEM) for each task in the five positions. LL: extreme

26
27 601 left, L: left, C: central, R: right, RR: extreme right. Significant correlations of individual HI

28
29 602 values between tasks are noted by an asterisk, Spearman correlation coefficient * $p < 0.05$.
30
31

32 603
33
34
35

36 604 Figure 4. Mean absolute values of HI (\pm SEM) for each task in the five positions. LL: extreme

37
38 605 left, L: left, C: central, R: right, RR: extreme right. Asterisks indicate significant variations of

39
40 606 ABSHI across positions (Friedman analysis of variance *** $p < 0.001$) and between tasks

41
42 607 (one-sample permutation test, (a) $p < 0.05$).
43
44

45 608
46
47
48
49
50
51
52
53
54
55
56
57
58
59
60

(a) Grasping task



(b) Food-begging task




Figure 1
21x33mm (300 x 300 DPI)

1
2
3
4
5
6
7
8
9
10
11
12
13
14
15
16
17
18
19
20
21
22
23
24
25
26
27
28
29
30
31
32
33
34
35
36
37
38
39
40
41
42
43
44
45
46
47
48
49
50
51
52
53
54
55
56
57
58
59
60

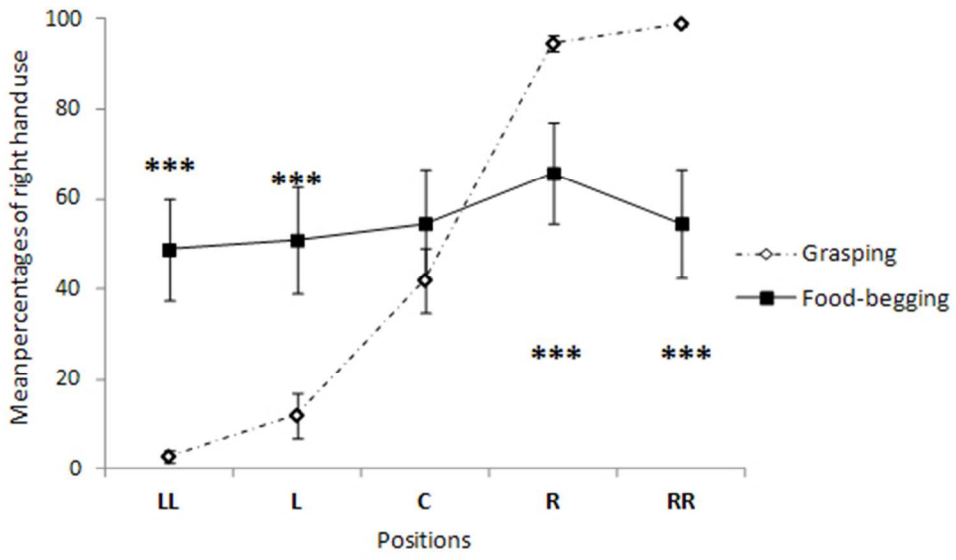


Figure 2
48x28mm (300 x 300 DPI)

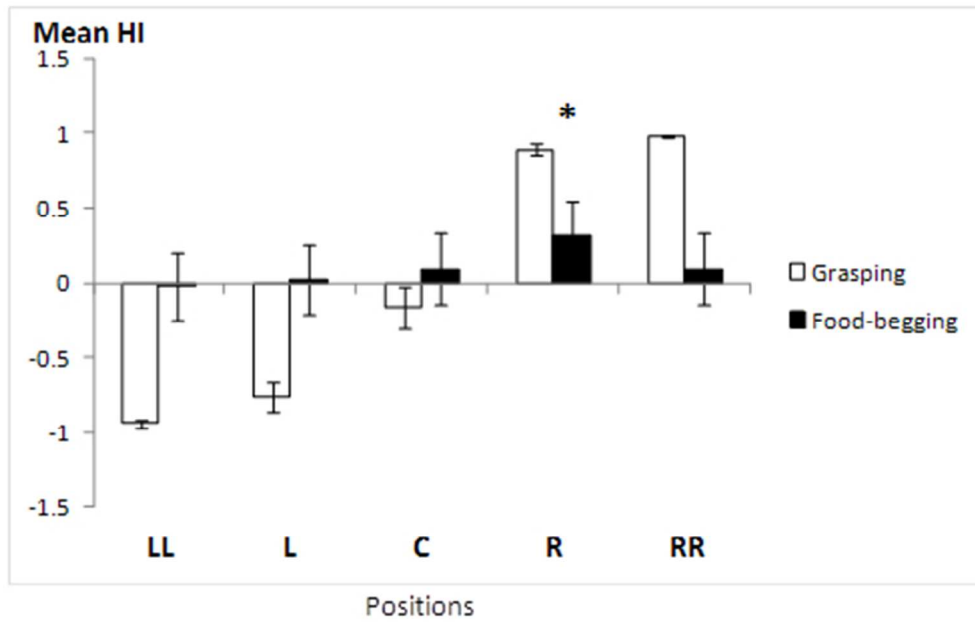


Figure 3
41x27mm (300 x 300 DPI)

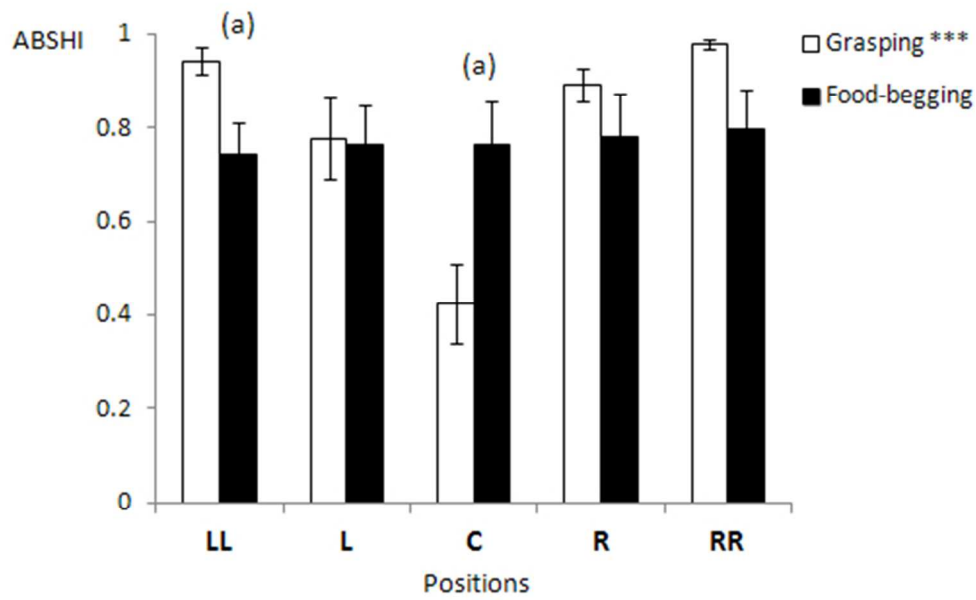


Figure 4. Mean absolute values of HI (\pm SEM) for each task in the five positions. LL: extreme left, L: left, C: central, R: right, RR: extreme right. Asterisks indicate significant variations of ABSHI across positions (Friedman analysis of variance *** $p < 0.001$) and between tasks (one-sample permutation test, (a) $p < 0.05$).

181x112mm (72 x 72 DPI)