



HAL
open science

Introduction of an internal time in nonlocal integral theories

Rodrigue Desmorat, Fabrice Gatuingt

► **To cite this version:**

Rodrigue Desmorat, Fabrice Gatuingt. Introduction of an internal time in nonlocal integral theories. Computational Modelling of Concrete Structures, Euro-C 2010, Mar 2010, Austria. pp.Clé USB. hal-01017194

HAL Id: hal-01017194

<https://hal.science/hal-01017194>

Submitted on 2 Jul 2014

HAL is a multi-disciplinary open access archive for the deposit and dissemination of scientific research documents, whether they are published or not. The documents may come from teaching and research institutions in France or abroad, or from public or private research centers.

L'archive ouverte pluridisciplinaire **HAL**, est destinée au dépôt et à la diffusion de documents scientifiques de niveau recherche, publiés ou non, émanant des établissements d'enseignement et de recherche français ou étrangers, des laboratoires publics ou privés.

Introduction of an internal time in nonlocal integral theories

Rodrigue Desmorat & Fabrice Gatuingt

*LMT-Cachan, ENS Cachan/CNRS/Université Paris 6/PRES Universud Paris
61, av. du Président Wilson, F-94230 Cachan, France*

ABSTRACT: Nonlocal damage models are now commonly used. Their ability to make finite element computations with softening laws robust and mesh independent is well established. There are nevertheless still a few open questions as the identification of the so-called internal length l_c , as its loading or its boundary independency. One focuses in the present note on the boundary conditions problem in nonlocal integral approaches and on the feature that points separated by a crack or a hole should not interact as they do in Pijaudier-Cabot and Bazant initial nonlocal theory. Instead of defining an internal length one proposes to make the nonlocal weight function as a function of the information time propagation of an elastic wave normalized by an internal time τ_c .

1 INTRODUCTION

The effect and the formulation of boundary conditions – such as free edges, notches and initial cracks – remain an open question for nonlocal models. The main drawback of the classical nonlocal integral theory (Pijaudier-Cabot & Bazant (1987)) consists in the nonphysical interaction, through the nonlocal averaging process, of points across a crack or a hole. The definition of natural boundary conditions of vanishing strain normal derivative at a free edge is still under discussion for gradient formulations (Aifantis (1987); Peerlings et al (1996)). The continuous nucleation of a crack of zero thickness is not so simple as the thickness of a localization band is more or less proportional to the internal length introduced. Local behavior along free edges – i.e. with a vanishing internal length – has been obtained by some authors (Pijaudier-Cabot et al (2007); Krayani et al (2009)). The consideration of an internal length evolving with damage (Geers et al (1998); Pijaudier-Cabot et al (2004)) seems a way to properly bridge Damage Mechanics and Fracture Mechanics as the internal length may then vanish for large values of damage.

One attempts here to propose a solution – bringing also questions – to these main difficulties. The idea is to keep the nonlocal averaging process but to quantify the distance between points as an effective distance, i.e. as a distance function for instance of the geometry and the matter encountered between interacting points. One proposes to define such an effective distance with respect to a dynamic process: how information or wave propagates between interacting

points. This can be made through the introduction of an internal time τ_c , constant, instead of a internal length l_c , measured as evolving.

Dynamics is important to define a link between a characteristic time and a characteristic length, either when viscosity is introduced (Needleman (1988); Allix & Deü (1997)) or when the physical defects obscuration phenomenon encountered in high speed dynamics and multi-fragmentation is taken into account (Denoual C. & Hild (2000)). Some authors even introduce the classical nonlocal theory by comparing the characteristic wavelength of the deformation field to an intrinsic length of the material (Jirasek (2003)), still a dynamics vocabulary.

Wave propagation will give us information on interacting / non interacting points for the definition of the nonlocal averaging. One does not intend here to solve the problem in the general case and focuses only on the nonlocal integral theories.

2 NONLOCAL THEORY WITH INTERNAL TIME

Softening constitutive equations classically lead to spurious dissipation modes and to mesh dependency. The need of the definition – and the introduction – of an internal length in the models is now established. But in which form ? In a gradient form ? In an integral form ? From an internal viscosity (delay-damage) combined then with dynamics ? The main idea of such regularizations is to average the variable – i.e. the thermodynamics force, denoted next \mathcal{V} in the general case or Y or $\hat{\epsilon}$ for damage – responsible for the

strain localization. The procedure to define a nonlocal variable \mathcal{V}^{nl} from its local expression \mathcal{V} introduces a characteristic length l_c considered as a material parameter.

2.1 Nonlocal integral theories – Boundary effect

The classical nonlocal theory (Pijaudier-Cabot & Bazant (1987)) uses the integral

$$\mathcal{V}^{nl}(\mathbf{x}) = \frac{1}{V_r} \int_{\Omega} \psi \left(\frac{\|\mathbf{x} - \mathbf{s}\|}{l_c} \right) \mathcal{V}(\mathbf{s}) dV_s \quad (1)$$

$$V_r(\mathbf{x}) = \int_{\Omega} \psi \left(\frac{\|\mathbf{x} - \mathbf{s}\|}{l_c} \right) dV_s \quad (2)$$

over the whole domain Ω in order to define a nonlocal quantity \mathcal{V}^{nl} – built from the local variable \mathcal{V} – to be used in thermodynamics state or evolution laws.

In Eq. (1) ψ is the nonlocal weight function, positive and decreasing with respect to the distance $\|\mathbf{x} - \mathbf{s}\|$ between the considered point \mathbf{x} and all the structure points \mathbf{s} . The normalizing factor is denoted $V_r(\mathbf{x})$ and l_c is an internal or characteristic length. Two classical weight functions are (Bazant & Jirasek (2002))

$$\psi(\xi) = e^{-\frac{1}{2}\xi^2} \quad \text{or} \quad \psi(\xi) = \langle 1 - \xi^2 \rangle^2 \quad (3)$$

The expressions (1) do then define the same contribution to \mathcal{V}^{nl} of points \mathbf{x} and \mathbf{s}

- across a crack than any points \mathbf{x} and \mathbf{s} separated by the same distance $\|\mathbf{x} - \mathbf{s}\|$ (for instance path \mathbf{x}_1 - \mathbf{x}_6 versus path \mathbf{x}_2 - \mathbf{x}_5 of figure 1) ; this flaw has been pointed out and studied recently by Jirasek & Marfia (2006) and Pijaudier-Cabot et al (2007). A numerical averaging adaptation neglecting the communication between some integration points can be found in (de Vree et al (1993));
- across a damaged zone: for example the interaction between points \mathbf{x}_3 - \mathbf{x}_4 is not affected by the zone at a damage level D_0 , i.e. at a Young's $E(1 - D_0)$ much lower than the Young's modulus of the virgin material; much less studies address this point.

This illustrates the need to deal with such a boundary condition effect but also *to make equivalent a real crack and a highly damaged zone.*

2.2 Time instead of distance

In order to solve the problem, one proposes in this work to keep the nonlocal integral framework and to consider the information time propagation τ_{xs} between points \mathbf{x} and \mathbf{s} instead of the classical distance $\|\mathbf{x} - \mathbf{s}\|$.

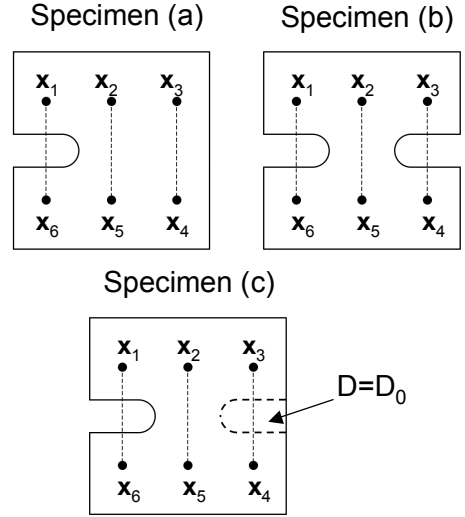


Figure 1: Notched and damaged specimens.

A nonlocal theory with internal time is then simply defined by replacing Eq. (1) by:

$$\mathcal{V}^{nl}(\mathbf{x}) = \frac{1}{V_r} \int_{\Omega} \psi \left(\frac{\tau_{xs}}{\tau_c} \right) \mathcal{V}(\mathbf{s}) dV_s \quad (4)$$

$$V_r(\mathbf{x}) = \int_{\Omega} \psi \left(\frac{\tau_{xs}}{\tau_c} \right) dV_s \quad (5)$$

with τ_{xs} the information propagation time (Desmorat et al (2009)) taken next as the time for a wave to propagate from point \mathbf{x} to point \mathbf{s} and τ_c a material parameter. As the wave time propagation τ_{sx} from point \mathbf{s} to point \mathbf{x} is identical to τ_{xs} the nonlocal weight function thus built is symmetric.

Such a nonlocal averaging process may apply to physical laws of different nature.

Concerning continuum mechanics and elasticity, plasticity and/or damage, the variables \mathcal{V} are often equivalent strains, accumulated plastic strains or strain energy densities.

2.3 Example: nonlocal damage models

For example, local isotropic damage theories for quasi-brittle materials define

- the damage as a loss of stiffness $D = 1 - \tilde{E}/E$ with \tilde{E} (resp. E) the damaged (resp. initial) Young modulus, equation also rewritten in 3D as the elasticity law coupled with isotropic damage

$$\boldsymbol{\sigma} = \mathbf{E}(1 - D) : \boldsymbol{\epsilon} \quad (6)$$

with $\boldsymbol{\sigma}$, $\boldsymbol{\epsilon}$ and \mathbf{E} respectively the stress, the strain and the Hooke tensors;

- the damage evolution as a function of a local variable \mathcal{V} either equal to the thermodynamics force $Y = \frac{1}{2}\boldsymbol{\epsilon} : \mathbf{E} : \boldsymbol{\epsilon}$ associated with damage

(Marigo model) or to an equivalent strain as Mazars strain $\hat{\epsilon} = \sqrt{\langle \epsilon \rangle_+ : \langle \epsilon \rangle_+}$,

$$D = g(\mathcal{V}) \quad (7)$$

with g a nonlinear function and $\langle \cdot \rangle_+$ the positive part of a tensor (in terms of principal values).

The non local damage law is simply written

$$D = g(\mathcal{V}^{nl}) \quad (8)$$

instead of Eq. (7) with the nonlocal averaging process (4).

For concrete, the microcracks due to tension are mainly orthogonal to the loading direction, when the microcracks due to compression are mainly parallel to the loading direction. The damage state has then to be represented by a tensorial variable D either a fourth rank tensor or a second rank tensor (Murakami & Ohno (1978); Cordebois & Sidoroff (1982); Murakami (1988); Lemaitre & Desmorat (2005); Lemaitre et al (2009)). The use of a second order damage tensor is more convenient for practical applications (as well as for the material parameters identification) and this is the choice which has been made. The damage anisotropy induced by either tension or compression is simply modeled by the consideration of damage evolution laws ensuring a damage rate proportional to the positive part of the strain tensor, i.e. a damage governed by the principal extensions (Mazars et al (1990)).

The full set of constitutive equations for the local anisotropic damage model reads (Desmorat (2004); Desmorat et al (2007); Souid et al (2009))

– Elasticity,

$$\epsilon = \frac{1 + \nu}{E} \tilde{\sigma} - \frac{\nu}{E} tr \tilde{\sigma} \mathbf{1} \quad (9)$$

with E the Young modulus and ν the Poisson ratio.

– Effective stress,

$$\begin{aligned} \tilde{\sigma} = & ((\mathbf{1} - D)^{-1/2} \sigma^D (\mathbf{1} - D)^{-1/2})^D \\ & + \frac{1}{3} \left[\frac{\langle tr \sigma \rangle}{1 - tr D} - \langle -tr \sigma \rangle \right] \mathbf{1} \end{aligned} \quad (10)$$

where $(\cdot)^D$ stands for the deviatoric part and $\langle \cdot \rangle$ for the positive part of a scalar.

– Damage criterion,

$$f = \hat{\epsilon} - \kappa(tr D) \quad (11)$$

so that the condition $f < 0 \rightarrow$ elastic loading or unloading, $f = 0, \dot{f} = 0 \rightarrow$ damage growth, where $\hat{\epsilon} = \sqrt{\langle \epsilon \rangle_+ : \langle \epsilon \rangle_+}$ is Mazars equivalent strain built from the positive part $\langle \epsilon \rangle_+$ of the strain tensor and where

$$\kappa(tr D) = a \cdot \tan \left[\frac{tr D}{aA} + \arctan \left(\frac{\kappa_0}{a} \right) \right] \quad (12)$$

– Induced damage anisotropy governed by the positive extensions,

$$D = \dot{\lambda} \langle \tilde{\epsilon} \rangle_+^2 \quad \tilde{\epsilon} = \mathbb{E}^{-1} : \sigma \quad (13)$$

In the rate independent formulation, the damage multiplier $\dot{\lambda}$ is determined from the consistency condition $f = 0, \dot{f} = 0$.

There are 5 material parameters introduced: E, ν for elasticity, κ_0 as damage threshold and A and a as damage parameters.

The model is simply made nonlocal, either from the classical integral theory or from the new integral nonlocal with internal time theory, by replacing Mazars equivalent strain $\hat{\epsilon}$ by its nonlocal form in the damage criterion function, becoming

$$f = \hat{\epsilon}^{nl} - \kappa(tr D) \quad (14)$$

instead of Eq. (11) with the nonlocal averaging process (4),

$$\hat{\epsilon}^{nl}(\mathbf{x}) = \frac{1}{V_r(\mathbf{x})} \int_{\Omega} \psi \left(\frac{\tau_{xs}}{\tau_c} \right) \hat{\epsilon}(\mathbf{s}) dV_s \quad (15)$$

2.4 Effective or "dynamic" distance – Vanishing internal length

In a plain and uncracked medium the internal length and internal time concepts are equivalent as

$$\|\mathbf{x} - \mathbf{s}\| = c \tau_{xs} \quad (16)$$

with c the information celerity taken as the wave speed. Then, if the internal time is related to the internal length as $l_c = c \tau_c$ the weight functions are equal,

$$\psi \left(\frac{\|\mathbf{x} - \mathbf{s}\|}{l_c} \right) = \psi \left(\frac{\tau_{xs}}{\tau_c} \right) \quad (17)$$

In a homogeneously damaged medium at $D = D_0$, the wave speed is proportional to the square root of the damaged Young's modulus and depends on the damage level as

$$\tilde{c} = c \sqrt{1 - D_0} \quad (18)$$

One has in this case

$$\tau_{xs} = \frac{\|\mathbf{x} - \mathbf{s}\|}{\tilde{c}} \quad (19)$$

and

$$\frac{\tau_{xs}}{\tau_c} = \frac{\|\mathbf{x} - \mathbf{s}\|}{\tilde{c} \tau_c} = \frac{\|\mathbf{x} - \mathbf{s}\|}{l_c \sqrt{1 - D_0}} > \frac{\|\mathbf{x} - \mathbf{s}\|}{l_c} \quad (20)$$

which shows that the effective or "dynamic" distance

$$\|\mathbf{x} - \mathbf{s}\|_{\text{eff}} = \frac{\|\mathbf{x} - \mathbf{s}\|}{\sqrt{1 - D_0}} \quad (21)$$

between two points increases, as expected, with damage. Eq. (20) defines in an equivalent manner an effective evolving internal length

$$\tilde{l}_c = l_c \sqrt{1 - D_0} \quad (22)$$

which tends to zero when D_0 tends to unity in accordance with Pijaudier-Cabot et al. results (Pijaudier-Cabot et al (2007)) of a material behavior becoming local on free edges (at least in the direction normal to the edge).

In 1D and in the non uniform case, the effective distance is gained as the integral over the path $[s, x]$ as $|\int_s^x (1 - D(x'))^{-1/2} dx'|$, in 3D as $c \tau_{xs}$

3 EQUIVALENCE BETWEEN A CRACK AND A DAMAGED ZONE

In order to illustrate the formulation ability, consider the specimens of figure 2: (a) a square plate, (b) a notched specimen and (c) a specimen with a damaged zone at $D = D_0$. Vertical z -acceleration fields are also plotted at the same instant for the 3 specimens. It is clearly noticed that the information initiated as an impulse at $\mathbf{x} = \mathbf{x}_1$ takes longer to reach point \mathbf{x}_6 for both notched and damaged specimens (the wave generated in the example has to turn around the notch). Note the waves reflexion on upper notch and on upper damaged zone sides. When the damage D_0 becomes large (0.99 in the figure), notched and damaged specimens are found equivalent.

3.1 Connectivity matrices

To quantify the approach, consider six points \mathbf{x}_p in these specimens. The distances between these points, used in the classical nonlocal theory, are calculated in table 1 for the plate (a) (with $l = 0.5$ m).

The connectivity table is rewritten in a matrix form as a connectivity matrix ($\sqrt{2}$ and $\sqrt{5}$ replaced by their numerical values to make easier further comparisons),

$$\mathbf{C} = \frac{l}{l_c} \cdot \begin{bmatrix} 0 & 1 & 2 & 2.236 & 1.414 & 1 \\ 1 & 0 & 1 & 1.414 & 1 & 1.414 \\ 2 & 1 & 0 & 1 & 1.414 & 2.236 \\ 2.236 & 1.414 & 1 & 0 & 1 & 2 \\ 1.414 & 1 & 1.414 & 0 & 0 & 1 \\ 1 & 1.414 & 2.236 & 2 & 1 & 0 \end{bmatrix} \quad (23)$$

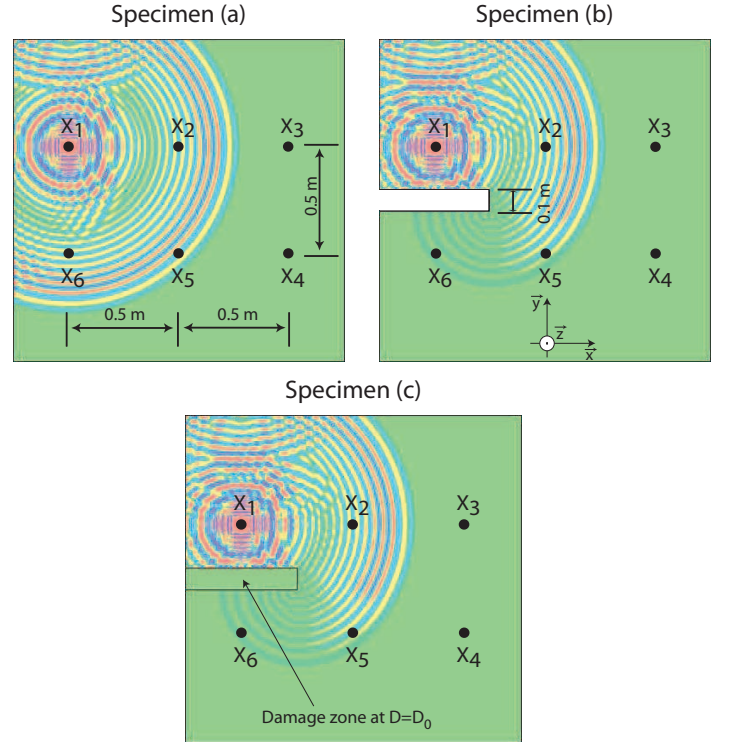


Figure 2: Square plate, notched and damaged specimens. Geometry and pictures of wave propagation at the same instant.

The classical connectivity matrix \mathbf{C} is the same (and is symmetric) for the 3 structures (a), (b) and (c). It does not take into account the presence of notches nor the occurrence of damage as $C_{16} = C_{25} = C_{34} = l/l_c$.

In order to determine the connectivity matrix with the new internal time formulation, one proceeds as follows:

- an impulse force according to the out of plane z -axis (close to a Dirac) is applied at each point $\mathbf{x} = \mathbf{x}_p$ in a dynamic finite element analysis of a 3D model of a plate (thickness of 0.1 m, 720000 nodes and 360000 elements, free boundary conditions),
- the times τ_{xs} at which the first pic of the z -acceleration information arrives at point $\mathbf{s} = \mathbf{x}_q$ are recorded. Divided by τ_c they are put in the form of connectivity matrices \mathbf{C}_τ ,
- the expressions for τ_{xs}/τ_c are synthesized by use of the relation $l_c = c \tau_c$ in the form $\mathbf{C}_\tau = \frac{l}{l_c} \cdot \mathbf{A}$ and compared to table 1 results for the different specimens.

For the concrete square plate ($E = 35000$ MPa, $\nu = 0.2$, $\rho = 2400$ kg/m³) and notched specimen one ends up to:

$$\mathbf{C}_\tau^{(a)} = \frac{l}{l_c} \cdot \begin{bmatrix} 0 & 1 & 2.008 & 2.233 & 1.420 & 1 \\ 1 & 0 & 1 & 1.420 & 1 & 1.420 \\ 2.008 & 1 & 0 & 1 & 1.420 & 2.233 \\ 2.233 & 1.420 & 1 & 0 & 1 & 2.008 \\ 1.420 & 1 & 1.420 & 0 & 0 & 1 \\ 1 & 1.420 & 2.233 & 2.008 & 1 & 0 \end{bmatrix} \quad (24)$$

Table 1: Connectivity table built from the classical distances $\|\mathbf{x} - \mathbf{s}\| = \|\mathbf{x}_p - \mathbf{x}_q\|$

$\frac{\ \mathbf{x}_p - \mathbf{x}_q\ }{l_c}$	\mathbf{x}_1	\mathbf{x}_2	\mathbf{x}_3	\mathbf{x}_4	\mathbf{x}_5	\mathbf{x}_6
\mathbf{x}_1	0	$\frac{l}{l_c}$	$\frac{2l}{l_c}$	$\frac{\sqrt{5}l}{l_c}$	$\frac{\sqrt{2}l}{l_c}$	$\frac{l}{l_c}$
\mathbf{x}_2	$\frac{l}{l_c}$	0	$\frac{l}{l_c}$	$\frac{\sqrt{2}l}{l_c}$	$\frac{l}{l_c}$	$\frac{\sqrt{2}l}{l_c}$
\mathbf{x}_3	$\frac{2l}{l_c}$	$\frac{l}{l_c}$	0	$\frac{l}{l_c}$	$\frac{\sqrt{2}l}{l_c}$	$\frac{\sqrt{5}l}{l_c}$
\mathbf{x}_4	$\frac{\sqrt{5}l}{l_c}$	$\frac{\sqrt{2}l}{l_c}$	$\frac{l}{l_c}$	0	$\frac{l}{l_c}$	$\frac{2l}{l_c}$
\mathbf{x}_5	$\frac{\sqrt{2}l}{l_c}$	$\frac{l}{l_c}$	$\frac{\sqrt{2}l}{l_c}$	$\frac{l}{l_c}$	0	$\frac{l}{l_c}$
\mathbf{x}_6	$\frac{l}{l_c}$	$\frac{\sqrt{2}l}{l_c}$	$\frac{\sqrt{5}l}{l_c}$	$\frac{2l}{l_c}$	$\frac{l}{l_c}$	0

$$\mathbf{C}_\tau^{(b)} = \frac{l}{l_c} \cdot \begin{bmatrix} 0 & 1 & 2.008 & 2.233 & 1.420 & \boxed{1.494} \\ 1 & 0 & 1 & 1.420 & 1 & 1.420 \\ 2.008 & 1 & 0 & 1 & 1.420 & 2.233 \\ 2.233 & 1.420 & 1 & 0 & 1 & 2.008 \\ 1.420 & 1 & 1.420 & 1 & 0 & 1 \\ \boxed{1.494} & 1.420 & 2.233 & 2.008 & 1 & 0 \end{bmatrix} \quad (25)$$

where the notch presence is taken into account (boxed terms), leading for the notched specimen to $C_{\tau_{16}}^{(b)} = \tau_{16}^{(b)}/\tau_c = 1.494l/l_c$ instead of $C_{\tau_{16}}^{(a)} = \tau_{16}^{(a)}/\tau_c = l/l_c$ for the plate with no notch.

For the specimen with the damaged zone at $D = D_0 = 0.99$, the connectivity matrix corresponding to the nonlocal internal time analysis reads

$$\mathbf{C}_\tau^{(c)} = \frac{l}{l_c} \cdot \begin{bmatrix} 0 & 1 & 2.008 & 2.233 & 1.420 & \boxed{1.500} \\ 1 & 0 & 1 & 1.420 & 1 & 1.420 \\ 2.008 & 1 & 0 & 1 & 1.420 & 2.233 \\ 2.233 & 1.420 & 1 & 0 & 1 & 2.008 \\ 1.420 & 1 & 1.420 & 1 & 0 & 1 \\ \boxed{1.500} & 1.420 & 2.233 & 2.008 & 1 & 0 \end{bmatrix} \quad (26)$$

Again only the terms 16 and 61 of the connectivity matrices are changed and found close to the value $1.494l/l_c$ obtained with real notches: the damaged zone behaves as a notch, damage and notch being both taken into account by the proposed nonlocal with internal time analysis.

3.2 Straight 1D wave propagation

For a better understanding, focus on times τ_{16} , τ_{25} , τ_{34} wave propagation in specimen (c) from \mathbf{x}_1 to \mathbf{x}_6 , from \mathbf{x}_2 to \mathbf{x}_5 , from \mathbf{x}_3 to \mathbf{x}_4 . The corresponding distances are equal in the 3 cases (equal to l). Due to the presence of the notch the time τ_{16} is of course larger than the time τ_{25} corresponding to a straight path with no notch (and $\tau_{25}/\tau_c = l/l_c$).

A wave propagating along the path $\mathbf{x}_1 - \mathbf{x}_6$ in specimen (c) slows down to the celerity \tilde{c} when meeting

the damaged zone. If one only consider the straight path $\mathbf{x}_1 - \mathbf{x}_6$ for the wave propagation, one has

$$\tau_{16} = \frac{l}{c} + \frac{e}{c} \cdot \frac{1 - \sqrt{1 - D_0}}{\sqrt{1 - D_0}} \quad (27)$$

or

$$\frac{\tau_{16}}{\tau_c} = \frac{l}{l_c} \left[1 + \frac{e}{l} \cdot \frac{1 - \sqrt{1 - D_0}}{\sqrt{1 - D_0}} \right] \quad (28)$$

where e is the thickness of the damaged zone at $D = D_0$.

The figure 3 shows the normalized increase of time $\tau_{34} = \tau_{34}^{(c)}$ with respect to the damage value D_0 and for different ratios e/l . The ratio $(\tau_{34}/\tau_c)/(l/l_c)$ in case (c) is equal (resp. close) to unity for a zero (resp. small) damage, the nonlocal theory with internal time recovering then the classical nonlocal theory. The very large increase obtained for large values of the damage, enhanced by a large damaged zone thickness, proves that both a real crack and a highly damaged zone are equivalent in the proposed nonlocal framework. This property is emphasized when the ratio of the weight functions $\psi(\tau_{34}/\tau_c)/\psi(l/l_c)$ is drawn (figures 4 to 6) for $l/l_c = 5$, 1 and 0.2 and for the Gaussian weight function $\psi(\xi) = e^{-\frac{1}{2}\xi^2}$: the nonlocal spatial interaction between points across a damaged zone strongly diminishes with damage increase, the larger the points distance l with respect to the internal length l_c , the stronger the effect.

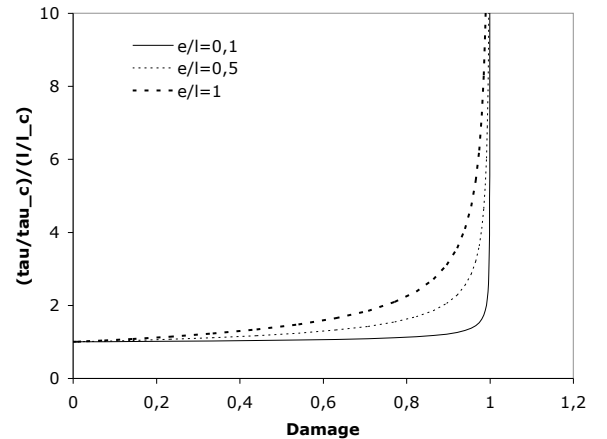


Figure 3: Ratio $\frac{\tau_{34}}{\tau_c} / \frac{l}{l_c}$ vs damage D_0 .

4 BAR WITH A DAMAGED ZONE

As an example emphasizing how a damaged zone is taken into account, consider a bar in tension at a stress level σ . The length of the bar is $2L$, a damaged zone at large $D = D_0$ corresponds to $x \in [-l, l]$. The non local analyses perform the integrals (1) over the whole

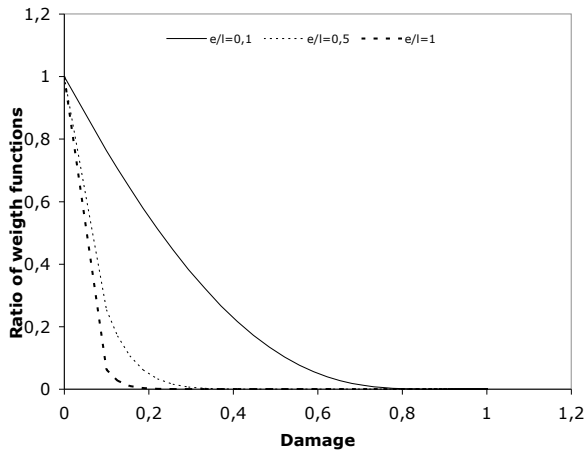


Figure 4: Ratio $\frac{\exp\left(-\frac{\tau_{34}^2}{\tau_c^2}\right)}{\exp\left(-\frac{l^2}{l_c^2}\right)}$ vs damage D_0 for $l/l_c = 5$.

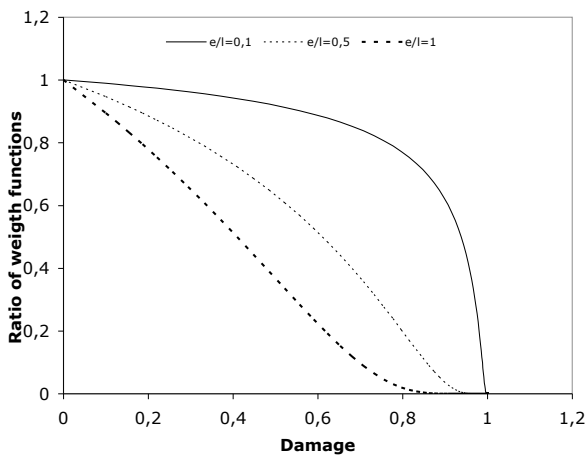


Figure 5: Ratio $\frac{\exp\left(-\frac{\tau_{34}^2}{\tau_c^2}\right)}{\exp\left(-\frac{l^2}{l_c^2}\right)}$ vs damage D_0 for $l/l_c = 1$.

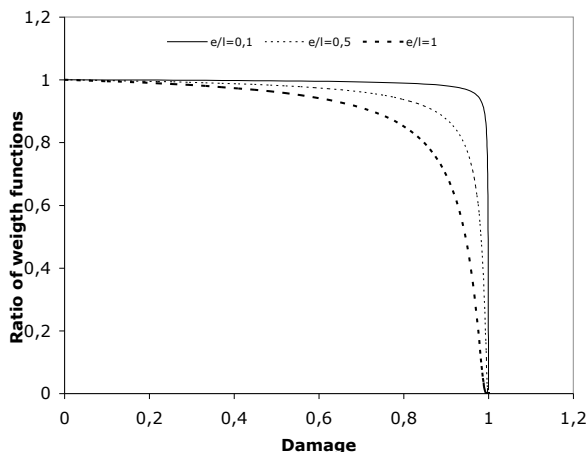


Figure 6: Ratio $\frac{\exp\left(-\frac{\tau_{34}^2}{\tau_c^2}\right)}{\exp\left(-\frac{l^2}{l_c^2}\right)}$ vs D_0 for $l/l_c = 0.2$.

bar,

$$\epsilon^{nl}(x) = \frac{1}{V_r} \int_{-L}^L \psi \cdot \epsilon(s) ds \quad V_r(x) = \int_{-L}^L \psi ds$$

with as strain $\epsilon(x) = \sigma/E$ if $|x| > l$, $\epsilon(x) = \sigma/E(1 - D_0)$ else and where $\psi = \psi\left(\frac{|x-s|}{l_c}\right)$ for the classical nonlocal analysis, $\psi = \psi\left(\frac{\tau_{xs}}{\tau_c}\right)$ for the new nonlocal analysis with internal time. The Gaussian weight function $\psi(\xi) = e^{-\frac{1}{2}\xi^2}$ is considered. The normalizing factors $V_r(x)$ are compared for both analyses in figure 7a where $D_0 = 0.99$, $l = 2.5$ cm, $L = 50$ cm and where the characteristic length is taken as $l_c = 10$ cm (twice the size $2l$ of the damaged zone). The classical normalization does not "see" the damaged zone and averages across it when the new nonlocal with internal time approach behaves for the undamaged domains almost as for two independent bars, as expected. The nonlocal strains obtained with both approaches are compared in figure 7b. In this particular piecewise constant strain field, the formulation with internal time gives as expected a nonlocal strain field closer to the local strain field than the classical nonlocal approach for which too much importance is given to points over the damaged zone when performing the integral (29). Note that in case of structural failure, strain localization leads to non homogeneous fields. The proposed nonlocal averaging then fully acts and makes the solution regular.

5 CONCLUSION

A new nonlocal integral formulation is proposed. An internal time is introduced leading to the equivalent definition of an effective or "dynamic" distance and of an evolving internal length. The important feature is that the distance between points is not the argument of the averaging weight function anymore. It is replaced by the information or wave time propagation between these points. The nonlocal weight function build is then symmetric, even in non homogeneous bodies. Pre-computations of wave propagation in the considered structure allow to build the corresponding nonlocal connectivity matrix, with of course the open question of the wave type.

The cracks and notches presence – and if necessary their closure – are naturally taken into account within the wave propagation study and Pijaudier-Cabot and Bazant nonlocal theory is recovered far from the boundaries. The proposed approach makes equivalent a crack and a highly damaged zone, as points across a notch have a small contribution in the nonlocal averaging.

Important point, no assumption on the medium isotropy is made. The proposed nonlocal framework includes anisotropy, either initial or induced.

Last, when no damage is considered as in plasticity with negative hardening models, the internal time concept may still be used, for example by making

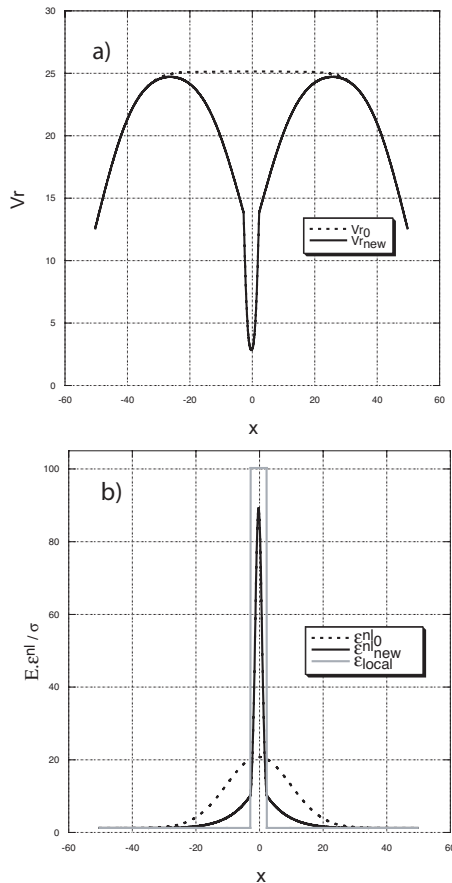


Figure 7: a) Comparison of normalizing factors $V_r(x)$; b) Comparison of normalized nonlocal strains (lengths in cm, black: nonlocal with internal time, grey: classical nonlocal, dot: local strain).

nonlocal – through Eq. (4) – the accumulated plastic strain. The presence of existing notches and cracks will be naturally taken into account if propagation of elastic waves defines the time τ_{xs} but the equivalence between a localized zone and a crack will not be obtained. To gain this last feature, two possibilities are:

- to consider an elasticity coupled with damage even if the plasticity part of the model remain not affected by damage,
- to define τ_{xs} from plastic waves propagation (no need of damage then).

References

Aifantis E. The physics of plastic deformation. *Int. J. Plasticity*, 3: 211–47, 1987.

Allix O. and Deü J.F., Delay-damage modelling for fracture prediction of laminated composites under dynamic loading, *Engineering Transactions*, 45: 29–46, 1997.

Bazant Z.P. and Jirasek M., Nonlocal integral formulations of plasticity and damage: Survey of progress, *Journal of Engineering Mechanics ASCE*, 128:1119–1149, 2002.

Cordebois J.P. and Sidoroff J.P., Endommagement anisotrope en élasticité et plasticité, *J.M.T.A., Numéro spécial*, 45–60, 1982.

Denoual C. and Hild F., A Damage Model for the Dynamic Fragmentation of Brittle Solids. *Comp. Meth. Appl. Mech. Eng.*, 183 (3–4): 247–258, 2000.

Desmorat R., Modèle d'endommagement anisotrope avec forte dissymétrie traction/compression, *5è journées du Regroupement Francophone pour la Recherche et la Formation sur le Béton (RF2B)*, Liège, Belgium, 5–6 july, 2004.

Desmorat R., Gatuingt F., Ragueneau F., Nonlocal anisotropic damage model and related computational aspects for quasi-brittle materials, *Engineering Fracture mechanics*, 74: 1539–1560, 2007.

Desmorat R., Gatuingt F. and Ragueneau F., Non standard thermodynamics framework for robust computations with induced anisotropic damage, *International Journal of Damage Mechanics*, 2009, doi:10.1177/1056789509104839.

de Vree J. H.P., Brekelmans W.A.M. and van Gils M.A.J., Comparison of nonlocal approaches in Continuum Damage Mechanics, *Computers and Structures*, 55(4):581–588, 1995.

Geers M., de Borst R., Brekelmans W., Peerlings R., Strain-based transient-gradient damage model for failure analyses, *Comput. Methods. Appl. Mech. Engng*, 160: 133–153, 1998.

Jirasek M., *Int. J. Engng Science*, 4: 1553–1602, 2003.

Jirasek M., Marfia S., Nonlocal damage models: displacement-based formulations, *Euro-C conference Computational modelling of Concrete Structures*, Ed. G. Meschke, R. de Borst, H. Mang & N. Bicanic, Mayrhofen, Austria, 2006.

Krayani A., Pijaudier-Cabot G., Dufour F., Boundary effect on weight function in nonlocal damage model, *Engineering Fracture Mechanics*, 76(14): 2217–2231, 2009.

Lemaitre J., Desmorat R., *Engineering Damage Mechanics: Ductile, Creep, Fatigue and Brittle Failures*, Springer, 2005.

Lemaitre J., Chaboche J.L., Benallal A. and Desmorat R., *Mécanique des matériaux solides*, Dunod Paris, 2009.

Mazars J., Berthaud Y. and Ramtani, S., The unilateral behavior of damage concrete, *Eng. Fract. Mech.*, 35: 629–635, 1990.

Murakami S. and Ohno N., A constitutive equation of creep damage in pollicristalline metals, *IUTAM Colloquium Euromech 111*, Marienbad, 1978.

Murakami S., Mechanical modeling of material damage, *J. App. Mech.*, 55:280–286, 1988.

- Needleman A., Material rate dependence and mesh sensitivity in localization problems, *Comp. Meth. Mech. Engng*, 67: 69-85, 1988.
- Peerlings R., de Borst R., Brekelmans W., de Vree J., Gradient-enhanced damage model for quasi-brittle materials. *Int. J. Numer. Methods Engng*, 39: 391–403, 1996.
- Pijaudier-Cabot G., Bazant Z., Nonlocal damage theory. *J. Engng Mech., ASCE*, 113: 1512–33, 1987.
- Pijaudier-Cabot G., Haidar K., Dubé J.-F., Nonlocal Damage Model with Evolving Internal Length, *Int. J. Num. Anal. Meth. Geomech.*, 28: 633-652, 2004.
- Pijaudier-Cabot G., Krayani A., Dufour F., Comments on boundary effects in non local damage based models, chapter in *Nonlocal Modeling of Materials Failure*, H. Yuan and F.H. Wittmann Ed., Aedificio Pubs, 2007.
- Souid A., Ragueneau F., Delaplace A., Desmorat R., Pseudodynamic testing and nonlinear substructuring of damaging structures under earthquake loading, *Engineering Structures*, 31:1102–1110, 2009.