



**HAL**  
open science

## **Na<sub>4.25</sub>Mo<sub>15</sub>S<sub>19</sub>: a novel ternary reduced molybdenum sulfide containing Mo<sub>6</sub> and Mo<sub>9</sub> clusters**

Diala Salloum, Patrick Gougeon, Philippe Gall

### ► To cite this version:

Diala Salloum, Patrick Gougeon, Philippe Gall. Na<sub>4.25</sub>Mo<sub>15</sub>S<sub>19</sub>: a novel ternary reduced molybdenum sulfide containing Mo<sub>6</sub> and Mo<sub>9</sub> clusters. *Acta Crystallographica Section E: Structure Reports Online* [2001-2014], 2014, 70 (Pt 6), pp.E70, i30. 10.1107/S160053681401201X . hal-01016047

**HAL Id: hal-01016047**

**<https://hal.science/hal-01016047>**

Submitted on 30 Jun 2014

**HAL** is a multi-disciplinary open access archive for the deposit and dissemination of scientific research documents, whether they are published or not. The documents may come from teaching and research institutions in France or abroad, or from public or private research centers.

L'archive ouverte pluridisciplinaire **HAL**, est destinée au dépôt et à la diffusion de documents scientifiques de niveau recherche, publiés ou non, émanant des établissements d'enseignement et de recherche français ou étrangers, des laboratoires publics ou privés.

Acta Crystallographica Section E


**Structure Reports****Online**

ISSN 1600-5368

# Na<sub>4.25</sub>Mo<sub>15</sub>S<sub>19</sub>: a novel ternary reduced molybdenum sulfide containing Mo<sub>6</sub> and Mo<sub>9</sub> clusters

**D. Salloum, P. Gougeon and P. Gall***Acta Cryst.* (2014). **E70**, i30

This open-access article is distributed under the terms of the Creative Commons Attribution Licence <http://creativecommons.org/licenses/by/2.0/uk/legalcode>, which permits unrestricted use, distribution, and reproduction in any medium, provided the original authors and source are cited.



*Acta Crystallographica Section E: Structure Reports Online* is the IUCr's highly popular open-access structural journal. It provides a simple and easily accessible publication mechanism for the growing number of inorganic, metal-organic and organic crystal structure determinations. The electronic submission, validation, refereeing and publication facilities of the journal ensure very rapid and high-quality publication, whilst key indicators and validation reports provide measures of structural reliability. The average publication time is less than one month. Articles are published in a short-format style with enhanced supplementary materials. Each publication consists of a complete package – the published article, HTML and PDF supplements, CIF, structure factors, graphics, and any other submitted supplementary files.

Crystallography Journals **Online** is available from [journals.iucr.org](http://journals.iucr.org)

## Na<sub>4.25</sub>Mo<sub>15</sub>S<sub>19</sub>: a novel ternary reduced molybdenum sulfide containing Mo<sub>6</sub> and Mo<sub>9</sub> clusters

D. Salloum,<sup>a</sup> P. Gougeon<sup>b\*</sup> and P. Gall<sup>b</sup>

<sup>a</sup>Faculty of Science III, Lebanese University, PO Box 826, Kobbah–Tripoli, Lebanon, and <sup>b</sup>Unité Sciences Chimiques de Rennes, UMR CNRS No. 6226, Université de Rennes I – INSA Rennes, Campus de Beaulieu, 35042 Rennes Cedex, France  
Correspondence e-mail: Patrick.Gougeon@univ-rennes1.fr

Received 21 May 2014; accepted 23 May 2014

Key indicators: single-crystal X-ray study;  $T = 293$  K; mean  $\sigma(\text{Mo–S}) = 0.001$  Å; disorder in solvent or counterion;  $R$  factor = 0.030;  $wR$  factor = 0.079; data-to-parameter ratio = 22.7.

The structure of tetrasodium pentadecamolybdenum nonadecasulfide, Na<sub>4.25</sub>Mo<sub>15</sub>S<sub>19</sub>, is isotopic with Na<sub>3.9</sub>Mo<sub>15</sub>Se<sub>19</sub> [Salloum *et al.* (2013). *Acta Cryst.* **E69**, i67–i68]. It is characterized by Mo<sub>6</sub>S<sub>8</sub><sup>*i*</sup>S<sub>6</sub><sup>*a*</sup> and Mo<sub>9</sub>S<sub>11</sub><sup>*i*</sup>S<sub>6</sub><sup>*a*</sup> (where *i* represents inner and *a* apical atoms) cluster units that are present in a 1:1 ratio. The cluster units are centered at Wyckoff positions  $2b$  and  $2c$ , and have point-group symmetry  $\bar{3}$  and  $\bar{6}$ , respectively. The clusters are interconnected through additional Mo–S bonds. The Na<sup>+</sup> cations occupy interunit voids formed by six or seven S atoms. One Mo, one S and one Na site [occupancy 0.751 (12)] are situated on mirror planes, and two other S atoms and one Na site (full occupancy) are situated on threefold rotation axes.

### Related literature

For previous reports on the crystal structure of the In<sub>~3</sub>Mo<sub>15</sub>Se<sub>19</sub> compounds, see: Grüttner *et al.* (1979). For physical properties of this type of compounds, see: Seeber *et al.* (1979). The crystal structures of the substituted selenides Ho<sub>0.76</sub>In<sub>1.68</sub>Mo<sub>15</sub>Se<sub>19</sub> and In<sub>0.87</sub>K<sub>2</sub>Mo<sub>15</sub>Se<sub>19</sub> were reported by Salloum *et al.* (2006; 2007). For the isotopic sulfides In<sub>3.7</sub>Mo<sub>15</sub>S<sub>19</sub>, In<sub>1.6</sub>Rb<sub>2</sub>Mo<sub>15</sub>S<sub>19</sub>, In<sub>2.2</sub>CsMo<sub>15</sub>S<sub>19</sub>, ScTi<sub>2</sub>Mo<sub>15</sub>S<sub>19</sub> and Na<sub>3.9</sub>Mo<sub>15</sub>Se<sub>19</sub>, see: Salloum *et al.* (2004*a,b*, 2013) and for V<sub>1.42</sub>In<sub>1.83</sub>Mo<sub>15</sub>Se<sub>19</sub>, see: Gougeon *et al.* (2010). For details of the *i*- and *a*-type ligand notation, see: Schäfer & von Schnering (1964).

### Experimental

#### Crystal data

Na <sub>4.25</sub> Mo <sub>15</sub> S <sub>19</sub>	$Z = 2$
$M_r = 2145.95$	Mo $K\alpha$ radiation
Hexagonal, $P6_3/m$	$\mu = 7.44$ mm <sup>-1</sup>
$a = 9.5340$ (1) Å	$T = 293$ K
$c = 18.9803$ (3) Å	$0.18 \times 0.14 \times 0.08$ mm
$V = 1494.11$ (3) Å <sup>3</sup>	

#### Data collection

Nonius KappaCCD diffractometer	16576 measured reflections
Absorption correction: analytical (de Meulenaar & Tompa, 1965)	1500 independent reflections
$T_{\min} = 0.363$ , $T_{\max} = 0.591$	1322 reflections with $I > 2\sigma(I)$
	$R_{\text{int}} = 0.085$

#### Refinement

$R[F^2 > 2\sigma(F^2)] = 0.030$	66 parameters
$wR(F^2) = 0.079$	$\Delta\rho_{\max} = 1.51$ e Å <sup>-3</sup>
$S = 1.13$	$\Delta\rho_{\min} = -1.85$ e Å <sup>-3</sup>
1500 reflections	

Data collection: *COLLECT* (Nonius, 1998); cell refinement: *COLLECT*; data reduction: *EVALCCD* (Duisenberg, 1998); program(s) used to solve structure: *SIR97* (Altomare *et al.*, 1999); program(s) used to refine structure: *SHELXL97* (Sheldrick, 2008); molecular graphics: *DIAMOND* (Bergerhoff, 1996); software used to prepare material for publication: *SHELXL97*.

Intensity data were collected on the Nonius KappaCCD X-ray diffractometer system at the Centre de diffractométrie de l'Université de Rennes I ([www.cdifx.univ-rennes1.fr](http://www.cdifx.univ-rennes1.fr)).

Supporting information for this paper is available from the IUCr electronic archives (Reference: RU2060).

### References

- Altomare, A., Burla, M. C., Camalli, M., Cascarano, G. L., Giacovazzo, C., Guagliardi, A., Moliterni, A. G. G., Polidori, G. & Spagna, R. (1999). *J. Appl. Cryst.* **32**, 115–119.
- Bergerhoff, G. (1996). *DIAMOND*. University of Bonn, Germany.
- Duisenberg, A. J. M. (1998). PhD thesis, University of Utrecht, The Netherlands.
- Gougeon, P., Gall, P., Salloum, D. & Potel, M. (2010). *Acta Cryst.* **E66**, i73.
- Grüttner, A., Yvon, K., Chevrel, R., Potel, M., Sergent, M. & Seeber, B. (1979). *Acta Cryst.* **B35**, 285–292.
- Meulenaar, J. de & Tompa, H. (1965). *Acta Cryst.* **A19**, 1014–1018.
- Nonius (1998). *COLLECT*. Nonius BV, Delft, The Netherlands
- Salloum, D., Gautier, R., Gougeon, P. & Potel, M. (2004*a*). *J. Solid State Compds.* **177**, 1672–1680.
- Salloum, D., Gougeon, P. & Gall, P. (2013). *Acta Cryst.* **E69**, i67–i68.
- Salloum, D., Gougeon, P. & Potel, M. (2006). *Acta Cryst.* **E62**, i83–i85.
- Salloum, D., Gougeon, P. & Potel, M. (2007). *Acta Cryst.* **E63**, i8–i10.
- Salloum, D., Gougeon, P., Roisnel, T. & Potel, M. (2004*b*). *J. Alloys Compd.* **383**, 57–62.
- Schäfer, H. & von Schnering, H. G. (1964). *Angew. Chem.* **76**, 833–845.
- Seeber, B., Decroux, M., Fisher, Ø., Chevrel, R., Sergent, M. & Grüttner, A. (1979). *Solid State Commun.* **29**, 419–423.
- Sheldrick, G. M. (2008). *Acta Cryst.* **A64**, 112–122.

## supplementary materials

*Acta Cryst.* (2014). E70, i30 [doi:10.1107/S160053681401201X]

## Na<sub>4.25</sub>Mo<sub>15</sub>S<sub>19</sub>: a novel ternary reduced molybdenum sulfide containing Mo<sub>6</sub> and Mo<sub>9</sub> clusters

D. Salloum, P. Gougeon and P. Gall

### 1. Comment

The reduced molybdenum compounds In<sub>3+x</sub>Mo<sub>15</sub>X<sub>19</sub> (X = S, Se) (Grüttner *et al.*, 1979; Salloum *et al.*, 2004a) crystallize in an interesting structural type characterized by an equal mixture of Mo<sub>6</sub> and Mo<sub>9</sub> clusters and by In atoms that occupy two or three different crystallographically positions depending on their formal oxidation state of +1 or +3. Subsequently, isomorphous compounds such as Ho<sub>0.76</sub>In<sub>1.68</sub>Mo<sub>15</sub>Se<sub>19</sub> (Salloum *et al.*, 2006), In<sub>0.87</sub>K<sub>2</sub>Mo<sub>15</sub>Se<sub>19</sub> (Salloum *et al.*, 2007), V<sub>1.42</sub>In<sub>1.83</sub>Mo<sub>15</sub>Se<sub>19</sub> (Gougeon *et al.*, 2010), In<sub>3.7</sub>Mo<sub>15</sub>S<sub>19</sub> (Salloum *et al.*, 2004a), In<sub>1.6</sub>Rb<sub>2</sub>Mo<sub>15</sub>S<sub>19</sub>, In<sub>2.2</sub>CsMo<sub>15</sub>S<sub>19</sub> and ScTl<sub>2</sub>Mo<sub>15</sub>S<sub>19</sub> (Salloum *et al.*, 2004b) have been synthesized. In the latter compounds, the Ho, V and Sc atoms replace the trivalent indium and the K, Cs, and Tl atoms the monovalent one. Recently, we described the crystal structure of Na<sub>3.9</sub>Mo<sub>15</sub>Se<sub>19</sub> (Salloum *et al.*, 2013) in which the sodium replaces the monovalent as well as the trivalent indium for the first time. We present here the sulfide analogue Na<sub>4.25</sub>Mo<sub>15</sub>S<sub>19</sub>.

The Mo—S framework of the title compound consists of the cluster units Mo<sub>6</sub>S<sub>8</sub><sup>i</sup>S<sub>6</sub><sup>a</sup> and Mo<sub>9</sub>S<sub>11</sub><sup>i</sup>S<sub>6</sub><sup>a</sup> in a 1:1 ratio (for details of the i- and a-type ligand notation, see Schäfer & von Schnering (1964)). Both components are interconnected through additional Mo—Se bonds (Figs. 1 and 2). The first unit can be described as an Mo<sub>6</sub> octahedron surrounded by eight face-capping inner S<sup>i</sup> and six apical S<sup>a</sup> ligands. The Mo<sub>9</sub> cluster is surrounded by 11 S<sup>i</sup> atoms capping one or two faces of the bioctahedron and six S<sup>a</sup> ligands above the apical Mo atoms. The Mo<sub>6</sub>S<sub>8</sub><sup>i</sup>S<sub>6</sub><sup>a</sup> and Mo<sub>9</sub>S<sub>11</sub><sup>i</sup>S<sub>6</sub><sup>a</sup> units are centered at Wyckoff positions 2 b and 2c and have point-group symmetry  $\bar{3}$  and  $\bar{6}$ , respectively. The Mo—Mo distances within the Mo<sub>6</sub> cluster are 2.6900 (5) Å for the distances of the Mo triangles formed by the Mo1 atoms related through the threefold axis, and 2.7098 (6) Å for the distances between these triangles. The Mo—Mo distances within the Mo<sub>9</sub> clusters are 2.6349 (5) and 2.6756 (7) Å in the triangles formed by the atoms Mo2 and Mo3, respectively, and 2.7081 (4) and 2.7303 (4) Å for those between the Mo2<sub>3</sub> and Mo3<sub>3</sub> triangles. All the latter Mo—Mo distances are closed to those observed in the selenide analogue indicating that the cationic charge transfer towards the Mo<sub>6</sub> and Mo<sub>9</sub> clusters are similar in both compounds. The S atoms bridge either one (S1, S2, S4 and S5) or two (S3) triangular faces of the Mo clusters. Moreover, atoms S1 and S2 are linked to an Mo atom of a neighboring cluster. The Mo—S bond distances range from 2.4184 (14) to 2.5624 (10) Å within the Mo<sub>6</sub>S<sub>8</sub><sup>i</sup>S<sub>6</sub><sup>a</sup> unit, and from 2.4033 (13) to 2.5947 (8) Å within the Mo<sub>9</sub>S<sub>11</sub><sup>i</sup>S<sub>6</sub><sup>a</sup> unit. In both cases, the shortest bonds involve the S4 and S5 terminal atoms and the longest ones correspond to the interunit Mo1—S2 and Mo2—S1 bonds. Each Mo<sub>9</sub>S<sub>11</sub><sup>i</sup>S<sub>6</sub><sup>a</sup> cluster is thus interconnected to six Mo<sub>6</sub>S<sub>8</sub><sup>i</sup>S<sub>6</sub><sup>a</sup> units (and *vice versa*) via Mo2—S1 bonds (and Mo1—S2 bonds, respectively), forming the three-dimensional Mo—S framework, the connective formula of which is Mo<sub>9</sub>S<sub>5</sub><sup>i</sup>S<sub>6/2</sub><sup>a-i</sup>S<sub>6/2</sub><sup>a-i</sup>, Mo<sub>6</sub>S<sub>2</sub><sup>i</sup>S<sub>6/2</sub><sup>a-i</sup>S<sub>6/2</sub><sup>a-i</sup>. It results from this arrangement that the shortest intercluster Mo1—Mo2 distance is 3.5202 (6) Å, indicating only weak metal-metal interactions between the Mo clusters. The Na<sup>1+</sup> cations are surrounded by seven S atoms forming a distorted tricapped tetrahedron. The S5 and S2 atoms forming the tetrahedron are at 2.699 (5) and 3.1669 (13) Å from the Na1 atom, and the capping S1 atoms are at 3.3609 (19) Å. The Na<sup>2+</sup> cations

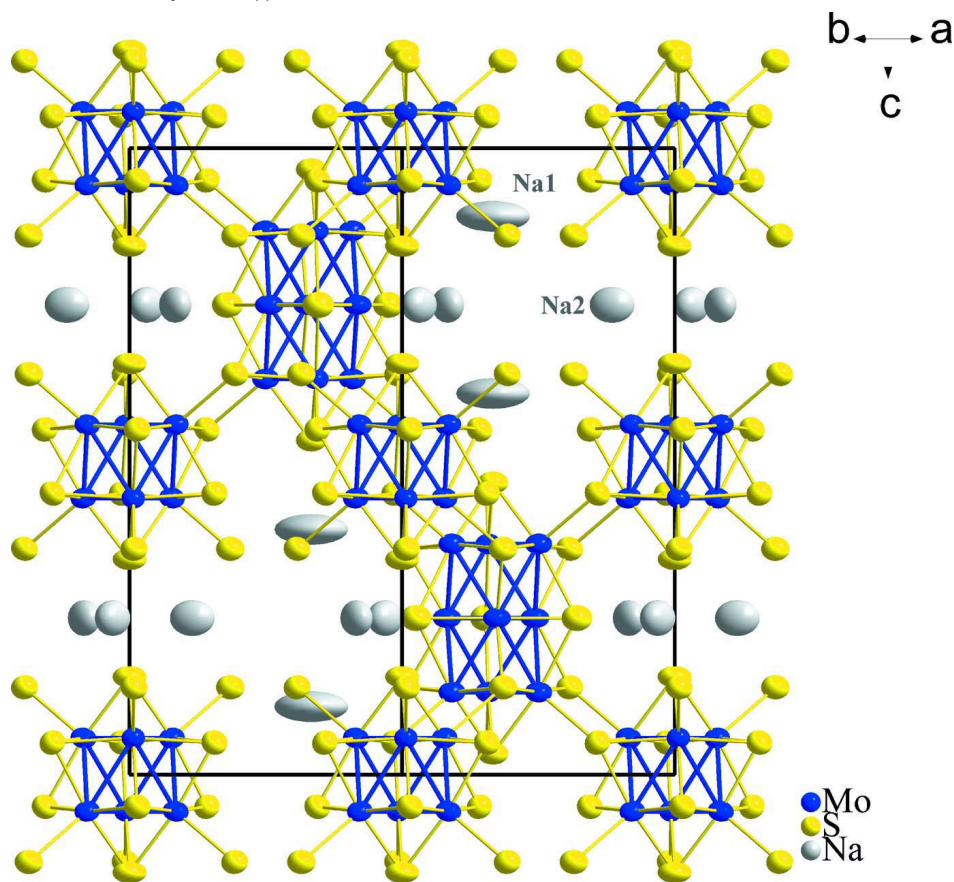
occupy partially at 75.1% a triangular group of distorted octahedral cavities around the threefold axis, which are formed by two  $\text{Mo}_6\text{S}_8\text{S}_6^a$  and three  $\text{Mo}_9\text{S}_{11}\text{S}_6^a$  units. The Na2—S distances are in the 2.538 (4) - 3.055 (4) Å range.

## 2. Experimental

Single crystals of  $\text{Na}_{4.25}\text{Mo}_{15}\text{S}_{19}$  were prepared from an ion exchange reaction on single crystals of  $\text{In}_{3+x}\text{Mo}_{15}\text{S}_{19}$  with an excess of NaI at 1073 K. The mixture was sealed under vacuum in a long silica tube. The end of tube containing the crystals of  $\text{In}_{3+x}\text{Mo}_{15}\text{S}_{19}$  and InI was placed in a furnace with about 5 cm of the other end out from the furnace, at about the room temperature. The furnace was heated at 1073 K for 48 h. After reaction, crystals of InI were observed at the cool end of the tube. The black crystals of the title compound were subsequently washed with water to remove the excess of InI. Qualitative microanalyses using a Jeol JSM 6400 scanning electron microscope equipped with a Oxford INCA energy-dispersive-type X-ray spectrometer did not reveal the presence of indium in the crystals and indicated roughly stoichiometries comprised between 3.8 and 4.4 for the Na content.

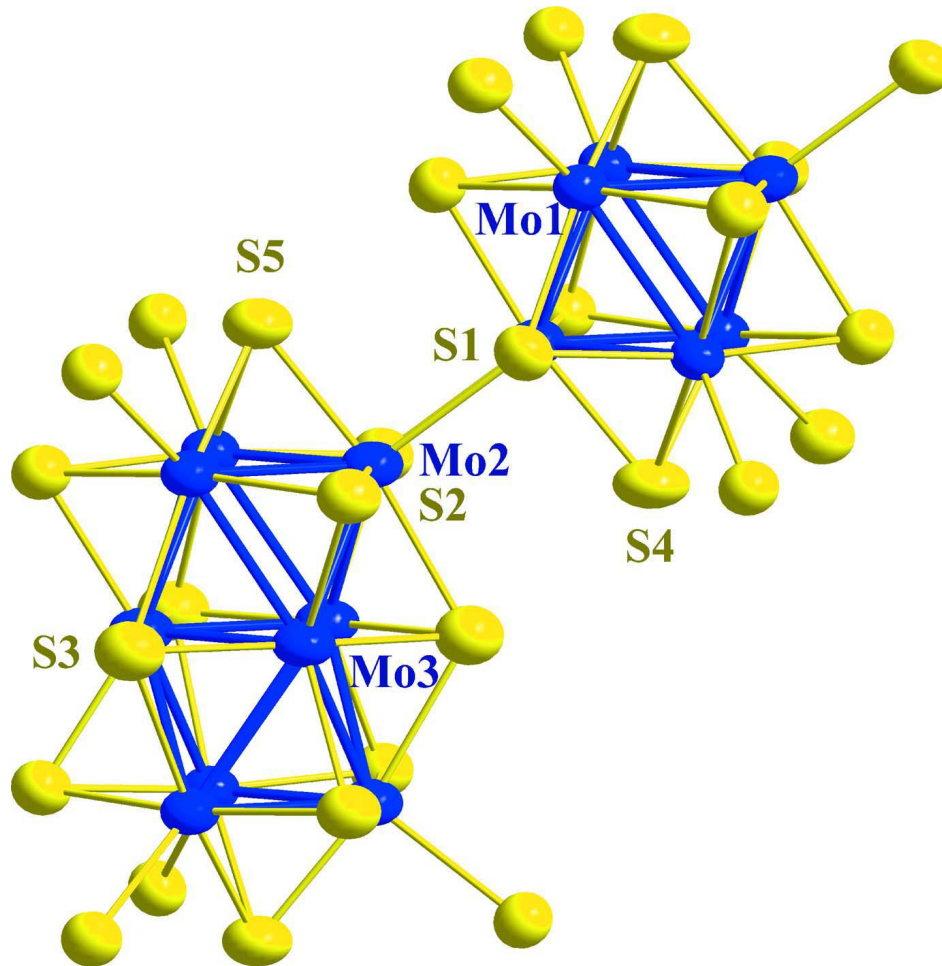
## 3. Refinement

No significant deviation from full occupancy was observed for Na1. The site occupation factor of Na2 was refined freely leading to the final stoichiometry  $\text{Na}_{4.25(4)}\text{Mo}_{15}\text{S}_{19}$ .



**Figure 1**

View of  $\text{Na}_{4.25}\text{Mo}_{15}\text{S}_{19}$  along [110]. Displacement ellipsoids are drawn at the 97% probability level.


**Figure 2**

Plot showing the atom-numbering scheme and the interunit linkage of the  $\text{Mo}_9\text{S}_{11}\text{S}_6$  and  $\text{Mo}_6\text{S}_8\text{S}_6$  cluster units. Displacement ellipsoids are drawn at the 97% probability level.

### Tetrasodium pentadecamolybdenum nonadecasulfide

#### Crystal data

$\text{Na}_{4.25}\text{Mo}_{15}\text{S}_{19}$   
 $M_r = 2145.95$   
 Hexagonal,  $P6_3/m$   
 $a = 9.5340 (1) \text{ \AA}$   
 $c = 18.9803 (3) \text{ \AA}$   
 $V = 1494.11 (3) \text{ \AA}^3$   
 $Z = 2$   
 $F(000) = 1962$

$D_x = 4.770 \text{ Mg m}^{-3}$   
 Mo  $K\alpha$  radiation,  $\lambda = 0.71069 \text{ \AA}$   
 Cell parameters from 16576 reflections  
 $\theta = 2.2\text{--}30.0^\circ$   
 $\mu = 7.44 \text{ mm}^{-1}$   
 $T = 293 \text{ K}$   
 Multi-faceted crystal, black  
 $0.18 \times 0.14 \times 0.08 \text{ mm}$

#### Data collection

Nonius KappaCCD  
 diffractometer  
 Radiation source: fine-focus sealed tube  
 Graphite monochromator  
 $\varphi$  scans ( $\kappa = 0$ ) + additional  $\omega$  scans

Absorption correction: analytical  
 (de Meulenaar & Tompa, 1965)  
 $T_{\min} = 0.363$ ,  $T_{\max} = 0.591$   
 16576 measured reflections  
 1500 independent reflections

1322 reflections with  $I > 2\sigma(I)$   
 $R_{\text{int}} = 0.085$   
 $\theta_{\text{max}} = 30.0^\circ$ ,  $\theta_{\text{min}} = 2.2^\circ$

$h = -12 \rightarrow 13$   
 $k = -13 \rightarrow 11$   
 $l = -22 \rightarrow 26$

*Refinement*

Refinement on  $F^2$   
 Least-squares matrix: full  
 $R[F^2 > 2\sigma(F^2)] = 0.030$   
 $wR(F^2) = 0.079$   
 $S = 1.13$   
 1500 reflections  
 66 parameters  
 0 restraints  
 Primary atom site location: structure-invariant  
 direct methods

Secondary atom site location: difference Fourier  
 map  
 $w = 1/[\sigma^2(F_o^2) + (0.0337P)^2 + 5.1576P]$   
 where  $P = (F_o^2 + 2F_c^2)/3$   
 $(\Delta/\sigma)_{\text{max}} = 0.001$   
 $\Delta\rho_{\text{max}} = 1.51 \text{ e } \text{Å}^{-3}$   
 $\Delta\rho_{\text{min}} = -1.85 \text{ e } \text{Å}^{-3}$   
 Extinction correction: *SHELXL97* (Sheldrick,  
 2008),  $F_c^* = kFc^*[1 + 0.001x Fc^2\lambda^3/\sin(2\theta)]^{-1/4}$   
 Extinction coefficient: 0.00266 (19)

*Special details*

**Geometry.** All e.s.d.'s (except the e.s.d. in the dihedral angle between two l.s. planes) are estimated using the full covariance matrix. The cell e.s.d.'s are taken into account individually in the estimation of e.s.d.'s in distances, angles and torsion angles; correlations between e.s.d.'s in cell parameters are only used when they are defined by crystal symmetry. An approximate (isotropic) treatment of cell e.s.d.'s is used for estimating e.s.d.'s involving l.s. planes.

**Refinement.** Refinement of  $F^2$  against ALL reflections. The weighted  $R$ -factor  $wR$  and goodness of fit  $S$  are based on  $F^2$ , conventional  $R$ -factors  $R$  are based on  $F$ , with  $F$  set to zero for negative  $F^2$ . The threshold expression of  $F^2 > \sigma(F^2)$  is used only for calculating  $R$ -factors(gt) etc. and is not relevant to the choice of reflections for refinement.  $R$ -factors based on  $F^2$  are statistically about twice as large as those based on  $F$ , and  $R$ -factors based on ALL data will be even larger.

*Fractional atomic coordinates and isotropic or equivalent isotropic displacement parameters ( $\text{Å}^2$ )*

	<i>x</i>	<i>y</i>	<i>z</i>	$U_{\text{iso}}^*/U_{\text{eq}}$	Occ. (<1)
Mo1	0.84424 (3)	0.01344 (3)	-0.058496 (18)	0.01072 (12)	
Mo2	0.50077 (4)	-0.18303 (4)	0.131678 (19)	0.01177 (12)	
Mo3	0.34797 (5)	-0.16448 (5)	0.2500	0.01301 (13)	
S1	0.71650 (10)	0.02755 (11)	0.05118 (5)	0.01268 (18)	
S2	0.36949 (11)	-0.01601 (11)	0.13948 (5)	0.01344 (19)	
S3	0.05126 (16)	-0.30754 (17)	0.2500	0.0171 (3)	
S4	0.0000	0.0000	-0.15617 (9)	0.0184 (3)	
S5	0.3333	-0.3333	0.03365 (9)	0.0156 (3)	
Na2	0.7703 (5)	-0.0623 (4)	-0.2500	0.0283 (12)	0.751 (12)
Na1	0.3333	-0.3333	-0.1085 (3)	0.0789 (17)	

*Atomic displacement parameters ( $\text{Å}^2$ )*

	$U^{11}$	$U^{22}$	$U^{33}$	$U^{12}$	$U^{13}$	$U^{23}$
Mo1	0.01252 (16)	0.01051 (16)	0.00816 (19)	0.00505 (11)	0.00061 (10)	-0.00031 (9)
Mo2	0.01434 (17)	0.01410 (17)	0.00778 (19)	0.00778 (12)	-0.00017 (10)	-0.00005 (10)
Mo3	0.0153 (2)	0.0159 (2)	0.0075 (2)	0.00754 (17)	0.000	0.000
S1	0.0121 (4)	0.0138 (4)	0.0121 (4)	0.0064 (3)	0.0013 (3)	0.0005 (3)
S2	0.0154 (4)	0.0143 (4)	0.0112 (4)	0.0079 (3)	0.0001 (3)	0.0008 (3)
S3	0.0185 (6)	0.0198 (6)	0.0133 (7)	0.0098 (5)	0.000	0.000
S4	0.0228 (5)	0.0228 (5)	0.0095 (8)	0.0114 (2)	0.000	0.000
S5	0.0187 (4)	0.0187 (4)	0.0093 (7)	0.0094 (2)	0.000	0.000
Na2	0.040 (2)	0.0256 (19)	0.026 (2)	0.0218 (16)	0.000	0.000



Na1	0.109 (3)	0.109 (3)	0.018 (2)	0.0547 (14)	0.000	0.000
-----	-----------	-----------	-----------	-------------	-------	-------

*Geometric parameters (Å, °)*

Mo1—S4 <sup>i</sup>	2.4184 (14)	S2—Mo1 <sup>iv</sup>	2.5624 (10)
Mo1—S1	2.4492 (10)	S2—Na2 <sup>iv</sup>	2.781 (2)
Mo1—S1 <sup>ii</sup>	2.4565 (9)	S2—Na1 <sup>iv</sup>	3.1669 (13)
Mo1—S1 <sup>iii</sup>	2.4830 (9)	S3—Mo3 <sup>viii</sup>	2.4419 (14)
Mo1—S2 <sup>iv</sup>	2.5624 (10)	S3—Na2 <sup>xi</sup>	2.538 (4)
Mo1—Mo1 <sup>v</sup>	2.6900 (5)	S3—Mo2 <sup>x</sup>	2.5947 (8)
Mo1—Mo1 <sup>vi</sup>	2.6900 (5)	S3—Mo2 <sup>viii</sup>	2.5947 (8)
Mo1—Mo1 <sup>iii</sup>	2.7098 (6)	S3—Na2 <sup>iv</sup>	3.055 (4)
Mo1—Mo1 <sup>ii</sup>	2.7098 (6)	S4—Mo1 <sup>xii</sup>	2.4184 (14)
Mo1—Na2	3.7042 (8)	S4—Mo1 <sup>xiii</sup>	2.4184 (14)
Mo2—S5	2.4033 (13)	S4—Mo1 <sup>viii</sup>	2.4184 (14)
Mo2—S2	2.4733 (9)	S4—Na2 <sup>xiii</sup>	2.649 (3)
Mo2—S2 <sup>vii</sup>	2.5070 (9)	S4—Na2 <sup>viii</sup>	2.649 (3)
Mo2—S1	2.5429 (10)	S4—Na2 <sup>xii</sup>	2.649 (3)
Mo2—S3 <sup>vii</sup>	2.5947 (8)	S5—Mo2 <sup>viii</sup>	2.4033 (13)
Mo2—Mo2 <sup>vii</sup>	2.6349 (5)	S5—Mo2 <sup>vii</sup>	2.4033 (13)
Mo2—Mo2 <sup>viii</sup>	2.6349 (5)	S5—Na1	2.699 (5)
Mo2—Mo3 <sup>vii</sup>	2.7081 (4)	Na2—S3 <sup>xiv</sup>	2.538 (4)
Mo2—Mo3	2.7303 (4)	Na2—S4 <sup>i</sup>	2.649 (3)
Mo3—S3 <sup>vii</sup>	2.4419 (14)	Na2—S4 <sup>xv</sup>	2.649 (3)
Mo3—S3	2.4504 (14)	Na2—S2 <sup>xvi</sup>	2.781 (2)
Mo3—S2 <sup>ix</sup>	2.4810 (10)	Na2—S2 <sup>iv</sup>	2.781 (2)
Mo3—S2	2.4810 (10)	Na2—Mo3 <sup>iv</sup>	2.896 (3)
Mo3—Mo3 <sup>viii</sup>	2.6756 (7)	Na2—S3 <sup>iv</sup>	3.055 (4)
Mo3—Mo3 <sup>vii</sup>	2.6756 (7)	Na2—Na2 <sup>v</sup>	3.397 (6)
Mo3—Mo2 <sup>viii</sup>	2.7081 (4)	Na2—Na2 <sup>vi</sup>	3.397 (6)
Mo3—Mo2 <sup>x</sup>	2.7081 (4)	Na2—Mo1 <sup>xvii</sup>	3.7042 (8)
Mo3—Mo2 <sup>ix</sup>	2.7303 (4)	Na1—S2 <sup>xviii</sup>	3.1669 (13)
Mo3—Na2 <sup>iv</sup>	2.896 (3)	Na1—S2 <sup>iv</sup>	3.1669 (13)
S1—Mo1 <sup>iii</sup>	2.4565 (9)	Na1—S2 <sup>ii</sup>	3.1669 (13)
S1—Mo1 <sup>ii</sup>	2.4830 (9)	Na1—S1 <sup>iv</sup>	3.3609 (19)
S1—Na1 <sup>iv</sup>	3.3609 (19)	Na1—S1 <sup>xviii</sup>	3.3609 (19)
S2—Mo2 <sup>viii</sup>	2.5070 (9)	Na1—S1 <sup>ii</sup>	3.3609 (19)
S4 <sup>i</sup> —Mo1—S1	171.81 (4)	Mo1—S1—Mo1 <sup>ii</sup>	66.65 (3)
S4 <sup>i</sup> —Mo1—S1 <sup>ii</sup>	90.83 (2)	Mo1 <sup>iii</sup> —S1—Mo1 <sup>ii</sup>	65.99 (3)
S1—Mo1—S1 <sup>ii</sup>	89.17 (2)	Mo1—S1—Mo2	134.06 (4)
S4 <sup>i</sup> —Mo1—S1 <sup>iii</sup>	90.20 (2)	Mo1 <sup>iii</sup> —S1—Mo2	130.92 (4)
S1—Mo1—S1 <sup>iii</sup>	88.56 (2)	Mo1 <sup>ii</sup> —S1—Mo2	82.94 (3)
S1 <sup>ii</sup> —Mo1—S1 <sup>iii</sup>	171.12 (4)	Mo1—S1—Na1 <sup>iv</sup>	127.79 (8)
S4 <sup>i</sup> —Mo1—S2 <sup>iv</sup>	93.04 (4)	Mo1 <sup>iii</sup> —S1—Na1 <sup>iv</sup>	97.39 (3)
S1—Mo1—S2 <sup>iv</sup>	95.15 (3)	Mo1 <sup>ii</sup> —S1—Na1 <sup>iv</sup>	153.45 (7)
S1 <sup>ii</sup> —Mo1—S2 <sup>iv</sup>	91.20 (3)	Mo2—S1—Na1 <sup>iv</sup>	94.64 (6)
S1 <sup>iii</sup> —Mo1—S2 <sup>iv</sup>	97.55 (3)	Mo2—S2—Mo3	66.88 (3)
S4 <sup>i</sup> —Mo1—Mo1 <sup>v</sup>	56.21 (2)	Mo2—S2—Mo2 <sup>viii</sup>	63.88 (2)
S1—Mo1—Mo1 <sup>v</sup>	116.82 (2)	Mo3—S2—Mo2 <sup>viii</sup>	65.76 (2)



S1 <sup>ii</sup> —Mo1—Mo1 <sup>v</sup>	117.37 (2)	Mo2—S2—Mo1 <sup>iv</sup>	129.13 (4)
S1 <sup>iii</sup> —Mo1—Mo1 <sup>v</sup>	56.53 (2)	Mo3—S2—Mo1 <sup>iv</sup>	132.33 (4)
S2 <sup>iv</sup> —Mo1—Mo1 <sup>v</sup>	135.73 (2)	Mo2 <sup>viii</sup> —S2—Mo1 <sup>iv</sup>	82.07 (3)
S4 <sup>i</sup> —Mo1—Mo1 <sup>vi</sup>	56.21 (2)	Mo2—S2—Na2 <sup>iv</sup>	133.09 (7)
S1—Mo1—Mo1 <sup>vi</sup>	117.46 (2)	Mo3—S2—Na2 <sup>iv</sup>	66.52 (6)
S1 <sup>ii</sup> —Mo1—Mo1 <sup>vi</sup>	57.48 (2)	Mo2 <sup>viii</sup> —S2—Na2 <sup>iv</sup>	100.94 (8)
S1 <sup>iii</sup> —Mo1—Mo1 <sup>vi</sup>	116.43 (2)	Mo1 <sup>iv</sup> —S2—Na2 <sup>iv</sup>	87.68 (6)
S2 <sup>iv</sup> —Mo1—Mo1 <sup>vi</sup>	131.85 (2)	Mo2—S2—Na1 <sup>iv</sup>	101.03 (3)
Mo1 <sup>v</sup> —Mo1—Mo1 <sup>vi</sup>	60.0	Mo3—S2—Na1 <sup>iv</sup>	122.15 (9)
S4 <sup>i</sup> —Mo1—Mo1 <sup>iii</sup>	116.37 (2)	Mo2 <sup>viii</sup> —S2—Na1 <sup>iv</sup>	160.14 (7)
S1—Mo1—Mo1 <sup>iii</sup>	56.60 (2)	Mo1 <sup>iv</sup> —S2—Na1 <sup>iv</sup>	100.15 (7)
S1 <sup>ii</sup> —Mo1—Mo1 <sup>iii</sup>	115.84 (3)	Na2 <sup>iv</sup> —S2—Na1 <sup>iv</sup>	98.88 (10)
S1 <sup>iii</sup> —Mo1—Mo1 <sup>iii</sup>	56.08 (2)	Mo3 <sup>viii</sup> —S3—Mo3	66.31 (4)
S2 <sup>iv</sup> —Mo1—Mo1 <sup>iii</sup>	138.14 (2)	Mo3 <sup>viii</sup> —S3—Na2 <sup>xi</sup>	157.19 (11)
Mo1 <sup>v</sup> —Mo1—Mo1 <sup>iii</sup>	60.241 (8)	Mo3—S3—Na2 <sup>xi</sup>	136.50 (11)
Mo1 <sup>vi</sup> —Mo1—Mo1 <sup>iii</sup>	90.0	Mo3 <sup>viii</sup> —S3—Mo2 <sup>x</sup>	65.57 (3)
S4 <sup>i</sup> —Mo1—Mo1 <sup>ii</sup>	116.37 (2)	Mo3—S3—Mo2 <sup>x</sup>	64.86 (3)
S1—Mo1—Mo1 <sup>ii</sup>	57.27 (2)	Na2 <sup>xi</sup> —S3—Mo2 <sup>x</sup>	119.39 (3)
S1 <sup>ii</sup> —Mo1—Mo1 <sup>ii</sup>	56.34 (2)	Mo3 <sup>viii</sup> —S3—Mo2 <sup>viii</sup>	65.57 (3)
S1 <sup>iii</sup> —Mo1—Mo1 <sup>ii</sup>	115.54 (3)	Mo3—S3—Mo2 <sup>viii</sup>	64.86 (3)
S2 <sup>iv</sup> —Mo1—Mo1 <sup>ii</sup>	134.12 (2)	Na2 <sup>xi</sup> —S3—Mo2 <sup>viii</sup>	119.39 (3)
Mo1 <sup>v</sup> —Mo1—Mo1 <sup>ii</sup>	90.0	Mo2 <sup>x</sup> —S3—Mo2 <sup>viii</sup>	119.89 (5)
Mo1 <sup>vi</sup> —Mo1—Mo1 <sup>ii</sup>	60.241 (8)	Mo3 <sup>viii</sup> —S3—Na2 <sup>iv</sup>	128.66 (8)
Mo1 <sup>iii</sup> —Mo1—Mo1 <sup>ii</sup>	59.518 (16)	Mo3—S3—Na2 <sup>iv</sup>	62.35 (7)
S4 <sup>i</sup> —Mo1—Na2	45.53 (6)	Na2 <sup>xi</sup> —S3—Na2 <sup>iv</sup>	74.15 (16)
S1—Mo1—Na2	142.51 (6)	Mo2 <sup>x</sup> —S3—Na2 <sup>iv</sup>	92.16 (5)
S1 <sup>ii</sup> —Mo1—Na2	83.36 (6)	Mo2 <sup>viii</sup> —S3—Na2 <sup>iv</sup>	92.16 (5)
S1 <sup>iii</sup> —Mo1—Na2	103.55 (6)	Mo1 <sup>xii</sup> —S4—Mo1 <sup>xiii</sup>	67.58 (5)
S2 <sup>iv</sup> —Mo1—Na2	48.59 (6)	Mo1 <sup>xii</sup> —S4—Mo1 <sup>viii</sup>	67.58 (5)
Mo1 <sup>v</sup> —Mo1—Na2	99.04 (6)	Mo1 <sup>xiii</sup> —S4—Mo1 <sup>viii</sup>	67.58 (5)
Mo1 <sup>vi</sup> —Mo1—Na2	88.97 (5)	Mo1 <sup>xii</sup> —S4—Na2 <sup>xiii</sup>	151.15 (7)
Mo1 <sup>iii</sup> —Mo1—Na2	156.07 (6)	Mo1 <sup>xiii</sup> —S4—Na2 <sup>xiii</sup>	93.82 (5)
Mo1 <sup>ii</sup> —Mo1—Na2	137.75 (5)	Mo1 <sup>viii</sup> —S4—Na2 <sup>xiii</sup>	127.12 (7)
S5—Mo2—S2	91.79 (2)	Mo1 <sup>xii</sup> —S4—Na2 <sup>viii</sup>	127.12 (7)
S5—Mo2—S2 <sup>vii</sup>	90.96 (2)	Mo1 <sup>xiii</sup> —S4—Na2 <sup>viii</sup>	151.15 (7)
S2—Mo2—S2 <sup>vii</sup>	172.09 (4)	Mo1 <sup>viii</sup> —S4—Na2 <sup>viii</sup>	93.82 (5)
S5—Mo2—S1	92.26 (3)	Na2 <sup>xiii</sup> —S4—Na2 <sup>viii</sup>	79.75 (9)
S2—Mo2—S1	89.86 (3)	Mo1 <sup>xii</sup> —S4—Na2 <sup>xii</sup>	93.82 (5)
S2 <sup>vii</sup> —Mo2—S1	97.44 (3)	Mo1 <sup>xiii</sup> —S4—Na2 <sup>xii</sup>	127.12 (7)
S5—Mo2—S3 <sup>vii</sup>	170.70 (4)	Mo1 <sup>viii</sup> —S4—Na2 <sup>xii</sup>	151.15 (7)
S2—Mo2—S3 <sup>vii</sup>	86.62 (4)	Na2 <sup>xiii</sup> —S4—Na2 <sup>xii</sup>	79.75 (9)
S2 <sup>vii</sup> —Mo2—S3 <sup>vii</sup>	89.47 (4)	Na2 <sup>viii</sup> —S4—Na2 <sup>xii</sup>	79.75 (9)
S1—Mo2—S3 <sup>vii</sup>	96.89 (3)	Mo2 <sup>viii</sup> —S5—Mo2	66.48 (4)
S5—Mo2—Mo2 <sup>vii</sup>	56.76 (2)	Mo2 <sup>viii</sup> —S5—Mo2 <sup>vii</sup>	66.48 (4)
S2—Mo2—Mo2 <sup>vii</sup>	118.56 (2)	Mo2—S5—Mo2 <sup>vii</sup>	66.48 (4)
S2 <sup>vii</sup> —Mo2—Mo2 <sup>vii</sup>	57.44 (2)	Mo2 <sup>viii</sup> —S5—Na1	140.73 (3)
S1—Mo2—Mo2 <sup>vii</sup>	136.00 (2)	Mo2—S5—Na1	140.73 (3)
S3 <sup>vii</sup> —Mo2—Mo2 <sup>vii</sup>	116.29 (3)	Mo2 <sup>vii</sup> —S5—Na1	140.73 (3)
S5—Mo2—Mo2 <sup>viii</sup>	56.76 (2)	S3 <sup>xiv</sup> —Na2—S4 <sup>i</sup>	89.92 (9)

S2—Mo2—Mo2 <sup>viii</sup>	58.68 (2)	S3 <sup>xiv</sup> —Na2—S4 <sup>xv</sup>	89.92 (9)
S2 <sup>vii</sup> —Mo2—Mo2 <sup>viii</sup>	117.32 (2)	S4 <sup>i</sup> —Na2—S4 <sup>xv</sup>	84.49 (12)
S1—Mo2—Mo2 <sup>viii</sup>	131.42 (2)	S3 <sup>xiv</sup> —Na2—S2 <sup>xvi</sup>	112.74 (10)
S3 <sup>vii</sup> —Mo2—Mo2 <sup>viii</sup>	115.08 (3)	S4 <sup>i</sup> —Na2—S2 <sup>xvi</sup>	154.21 (15)
Mo2 <sup>vii</sup> —Mo2—Mo2 <sup>viii</sup>	60.0	S4 <sup>xv</sup> —Na2—S2 <sup>xvi</sup>	83.46 (4)
S5—Mo2—Mo3 <sup>vii</sup>	118.14 (2)	S3 <sup>xiv</sup> —Na2—S2 <sup>iv</sup>	112.74 (10)
S2—Mo2—Mo3 <sup>vii</sup>	115.63 (3)	S4 <sup>i</sup> —Na2—S2 <sup>iv</sup>	83.46 (4)
S2 <sup>vii</sup> —Mo2—Mo3 <sup>vii</sup>	56.66 (2)	S4 <sup>xv</sup> —Na2—S2 <sup>iv</sup>	154.21 (15)
S1—Mo2—Mo3 <sup>vii</sup>	137.83 (3)	S2 <sup>xvi</sup> —Na2—S2 <sup>iv</sup>	97.94 (11)
S3 <sup>vii</sup> —Mo2—Mo3 <sup>vii</sup>	54.99 (3)	S3 <sup>xiv</sup> —Na2—Mo3 <sup>iv</sup>	145.61 (16)
Mo2 <sup>vii</sup> —Mo2—Mo3 <sup>vii</sup>	61.444 (11)	S4 <sup>i</sup> —Na2—Mo3 <sup>iv</sup>	114.79 (9)
Mo2 <sup>viii</sup> —Mo2—Mo3 <sup>vii</sup>	90.670 (10)	S4 <sup>xv</sup> —Na2—Mo3 <sup>iv</sup>	114.79 (9)
S5—Mo2—Mo3	117.29 (2)	S2 <sup>xvi</sup> —Na2—Mo3 <sup>iv</sup>	51.78 (6)
S2—Mo2—Mo3	56.69 (2)	S2 <sup>iv</sup> —Na2—Mo3 <sup>iv</sup>	51.78 (6)
S2 <sup>vii</sup> —Mo2—Mo3	115.55 (3)	S3 <sup>xiv</sup> —Na2—S3 <sup>iv</sup>	165.85 (15)
S1—Mo2—Mo3	133.65 (3)	S4 <sup>i</sup> —Na2—S3 <sup>iv</sup>	79.65 (9)
S3 <sup>vii</sup> —Mo2—Mo3	54.52 (3)	S4 <sup>xv</sup> —Na2—S3 <sup>iv</sup>	79.65 (9)
Mo2 <sup>vii</sup> —Mo2—Mo3	90.184 (10)	S2 <sup>xvi</sup> —Na2—S3 <sup>iv</sup>	75.81 (8)
Mo2 <sup>viii</sup> —Mo2—Mo3	60.600 (11)	S2 <sup>iv</sup> —Na2—S3 <sup>iv</sup>	75.81 (8)
Mo3 <sup>vii</sup> —Mo2—Mo3	58.940 (16)	Mo3 <sup>iv</sup> —Na2—S3 <sup>iv</sup>	48.54 (6)
S3 <sup>vii</sup> —Mo3—S3	173.69 (4)	S3 <sup>xiv</sup> —Na2—Na2 <sup>v</sup>	119.90 (13)
S3 <sup>vii</sup> —Mo3—S2 <sup>ix</sup>	89.88 (3)	S4 <sup>i</sup> —Na2—Na2 <sup>v</sup>	50.13 (5)
S3—Mo3—S2 <sup>ix</sup>	93.48 (3)	S4 <sup>xv</sup> —Na2—Na2 <sup>v</sup>	50.13 (5)
S3 <sup>vii</sup> —Mo3—S2	89.88 (3)	S2 <sup>xvi</sup> —Na2—Na2 <sup>v</sup>	105.50 (12)
S3—Mo3—S2	93.48 (3)	S2 <sup>iv</sup> —Na2—Na2 <sup>v</sup>	105.50 (12)
S2 <sup>ix</sup> —Mo3—S2	115.45 (4)	Mo3 <sup>iv</sup> —Na2—Na2 <sup>v</sup>	94.49 (15)
S3 <sup>vii</sup> —Mo3—Mo3 <sup>viii</sup>	117.00 (4)	S3 <sup>iv</sup> —Na2—Na2 <sup>v</sup>	45.95 (11)
S3—Mo3—Mo3 <sup>viii</sup>	56.69 (4)	S3 <sup>xiv</sup> —Na2—Na2 <sup>vi</sup>	59.90 (13)
S2 <sup>ix</sup> —Mo3—Mo3 <sup>viii</sup>	118.47 (2)	S4 <sup>i</sup> —Na2—Na2 <sup>vi</sup>	50.13 (5)
S2—Mo3—Mo3 <sup>viii</sup>	118.47 (2)	S4 <sup>xv</sup> —Na2—Na2 <sup>vi</sup>	50.13 (5)
S3 <sup>vii</sup> —Mo3—Mo3 <sup>vii</sup>	57.00 (4)	S2 <sup>xvi</sup> —Na2—Na2 <sup>vi</sup>	130.76 (6)
S3—Mo3—Mo3 <sup>vii</sup>	116.69 (4)	S2 <sup>iv</sup> —Na2—Na2 <sup>vi</sup>	130.76 (6)
S2 <sup>ix</sup> —Mo3—Mo3 <sup>vii</sup>	116.54 (2)	Mo3 <sup>iv</sup> —Na2—Na2 <sup>vi</sup>	154.49 (15)
S2—Mo3—Mo3 <sup>vii</sup>	116.54 (2)	S3 <sup>iv</sup> —Na2—Na2 <sup>vi</sup>	105.95 (11)
Mo3 <sup>viii</sup> —Mo3—Mo3 <sup>vii</sup>	60.0	Na2 <sup>v</sup> —Na2—Na2 <sup>vi</sup>	60.0
S3 <sup>vii</sup> —Mo3—Mo2 <sup>viii</sup>	117.827 (15)	S3 <sup>xiv</sup> —Na2—Mo1	97.96 (5)
S3—Mo3—Mo2 <sup>viii</sup>	60.149 (14)	S4 <sup>i</sup> —Na2—Mo1	40.65 (3)
S2 <sup>ix</sup> —Mo3—Mo2 <sup>viii</sup>	150.01 (3)	S4 <sup>xv</sup> —Na2—Mo1	124.10 (12)
S2—Mo3—Mo2 <sup>viii</sup>	57.58 (2)	S2 <sup>xvi</sup> —Na2—Mo1	139.27 (11)
Mo3 <sup>viii</sup> —Mo3—Mo2 <sup>viii</sup>	60.944 (12)	S2 <sup>iv</sup> —Na2—Mo1	43.72 (2)
Mo3 <sup>vii</sup> —Mo3—Mo2 <sup>viii</sup>	89.804 (10)	Mo3 <sup>iv</sup> —Na2—Mo1	87.79 (5)
S3 <sup>vii</sup> —Mo3—Mo2 <sup>x</sup>	117.827 (15)	S3 <sup>iv</sup> —Na2—Mo1	80.39 (5)
S3—Mo3—Mo2 <sup>x</sup>	60.149 (14)	Na2 <sup>v</sup> —Na2—Mo1	79.33 (6)
S2 <sup>ix</sup> —Mo3—Mo2 <sup>x</sup>	57.58 (2)	Na2 <sup>vi</sup> —Na2—Mo1	87.34 (5)
S2—Mo3—Mo2 <sup>x</sup>	150.01 (3)	S3 <sup>xiv</sup> —Na2—Mo1 <sup>xvii</sup>	97.96 (5)
Mo3 <sup>viii</sup> —Mo3—Mo2 <sup>x</sup>	60.944 (12)	S4 <sup>i</sup> —Na2—Mo1 <sup>xvii</sup>	124.10 (12)
Mo3 <sup>vii</sup> —Mo3—Mo2 <sup>x</sup>	89.804 (10)	S4 <sup>xv</sup> —Na2—Mo1 <sup>xvii</sup>	40.65 (3)
Mo2 <sup>viii</sup> —Mo3—Mo2 <sup>x</sup>	112.05 (2)	S2 <sup>xvi</sup> —Na2—Mo1 <sup>xvii</sup>	43.72 (2)
S3 <sup>vii</sup> —Mo3—Mo2 <sup>ix</sup>	59.911 (14)	S2 <sup>iv</sup> —Na2—Mo1 <sup>xvii</sup>	139.27 (11)

S3—Mo3—Mo2 <sup>ix</sup>	117.957 (16)	Mo3 <sup>iv</sup> —Na2—Mo1 <sup>xvii</sup>	87.79 (5)
S2 <sup>ix</sup> —Mo3—Mo2 <sup>ix</sup>	56.42 (2)	S3 <sup>iv</sup> —Na2—Mo1 <sup>xvii</sup>	80.39 (5)
S2—Mo3—Mo2 <sup>ix</sup>	146.91 (3)	Na2 <sup>v</sup> —Na2—Mo1 <sup>xvii</sup>	79.33 (6)
Mo3 <sup>viii</sup> —Mo3—Mo2 <sup>ix</sup>	89.333 (10)	Na2 <sup>vi</sup> —Na2—Mo1 <sup>xvii</sup>	87.34 (5)
Mo3 <sup>vii</sup> —Mo3—Mo2 <sup>ix</sup>	60.116 (12)	Mo1—Na2—Mo1 <sup>xvii</sup>	157.78 (11)
Mo2 <sup>viii</sup> —Mo3—Mo2 <sup>ix</sup>	146.475 (18)	S5—Na1—S2 <sup>xviii</sup>	100.69 (9)
Mo2 <sup>x</sup> —Mo3—Mo2 <sup>ix</sup>	57.956 (12)	S5—Na1—S2 <sup>iv</sup>	100.69 (9)
S3 <sup>vii</sup> —Mo3—Mo2	59.911 (14)	S2 <sup>xviii</sup> —Na1—S2 <sup>iv</sup>	116.64 (6)
S3—Mo3—Mo2	117.957 (16)	S5—Na1—S2 <sup>ii</sup>	100.69 (9)
S2 <sup>ix</sup> —Mo3—Mo2	146.91 (3)	S2 <sup>xviii</sup> —Na1—S2 <sup>ii</sup>	116.64 (6)
S2—Mo3—Mo2	56.42 (2)	S2 <sup>iv</sup> —Na1—S2 <sup>ii</sup>	116.64 (6)
Mo3 <sup>viii</sup> —Mo3—Mo2	89.333 (10)	S5—Na1—S1 <sup>iv</sup>	71.10 (8)
Mo3 <sup>vii</sup> —Mo3—Mo2	60.116 (12)	S2 <sup>xviii</sup> —Na1—S1 <sup>iv</sup>	66.58 (2)
Mo2 <sup>viii</sup> —Mo3—Mo2	57.956 (12)	S2 <sup>iv</sup> —Na1—S1 <sup>iv</sup>	65.67 (2)
Mo2 <sup>x</sup> —Mo3—Mo2	146.475 (18)	S2 <sup>ii</sup> —Na1—S1 <sup>iv</sup>	171.77 (17)
Mo2 <sup>ix</sup> —Mo3—Mo2	110.679 (19)	S5—Na1—S1 <sup>xviii</sup>	71.10 (8)
S3 <sup>vii</sup> —Mo3—Na2 <sup>iv</sup>	117.20 (8)	S2 <sup>xviii</sup> —Na1—S1 <sup>xviii</sup>	65.67 (2)
S3—Mo3—Na2 <sup>iv</sup>	69.11 (8)	S2 <sup>iv</sup> —Na1—S1 <sup>xviii</sup>	171.77 (17)
S2 <sup>ix</sup> —Mo3—Na2 <sup>iv</sup>	61.70 (3)	S2 <sup>ii</sup> —Na1—S1 <sup>xviii</sup>	66.58 (2)
S2—Mo3—Na2 <sup>iv</sup>	61.70 (3)	S1 <sup>iv</sup> —Na1—S1 <sup>xviii</sup>	110.03 (8)
Mo3 <sup>viii</sup> —Mo3—Na2 <sup>iv</sup>	125.80 (8)	S5—Na1—S1 <sup>ii</sup>	71.10 (8)
Mo3 <sup>vii</sup> —Mo3—Na2 <sup>iv</sup>	174.20 (8)	S2 <sup>xviii</sup> —Na1—S1 <sup>ii</sup>	171.77 (17)
Mo2 <sup>viii</sup> —Mo3—Na2 <sup>iv</sup>	93.43 (4)	S2 <sup>iv</sup> —Na1—S1 <sup>ii</sup>	66.58 (2)
Mo2 <sup>x</sup> —Mo3—Na2 <sup>iv</sup>	93.43 (4)	S2 <sup>ii</sup> —Na1—S1 <sup>ii</sup>	65.67 (2)
Mo2 <sup>ix</sup> —Mo3—Na2 <sup>iv</sup>	117.90 (3)	S1 <sup>iv</sup> —Na1—S1 <sup>ii</sup>	110.03 (8)
Mo2—Mo3—Na2 <sup>iv</sup>	117.90 (3)	S1 <sup>xviii</sup> —Na1—S1 <sup>ii</sup>	110.03 (8)
Mo1—S1—Mo1 <sup>iii</sup>	67.06 (3)		

Symmetry codes: (i)  $x+1, y, z$ ; (ii)  $x-y, x-1, -z$ ; (iii)  $y+1, -x+y+1, -z$ ; (iv)  $-x+1, -y, -z$ ; (v)  $-x+y+2, -x+1, z$ ; (vi)  $-y+1, x-y-1, z$ ; (vii)  $-x+y+1, -x, z$ ; (viii)  $-y, x-y-1, z$ ; (ix)  $x, y, -z+1/2$ ; (x)  $-y, x-y-1, -z+1/2$ ; (xi)  $x-y-1, x-1, -z$ ; (xii)  $-x+y+1, -x+1, z$ ; (xiii)  $x-1, y, z$ ; (xiv)  $y+1, -x+y, -z$ ; (xv)  $x+1, y, -z-1/2$ ; (xvi)  $-x+1, -y, z-1/2$ ; (xvii)  $x, y, -z-1/2$ ; (xviii)  $y, -x+y, -z$ .