



HAL
open science

Numerical simulation of a class of models that combine several mechanisms of dissipation: fracture, plasticity, viscous dissipation

Eric Bonnetier, Lukas Jakabcin, Stéphane Labbé, Anne Replumaz

► **To cite this version:**

Eric Bonnetier, Lukas Jakabcin, Stéphane Labbé, Anne Replumaz. Numerical simulation of a class of models that combine several mechanisms of dissipation: fracture, plasticity, viscous dissipation. *Journal of Computational Physics*, 2014, 271, pp.397-414. 10.1016/j.jcp.2014.03.044 . hal-00995663

HAL Id: hal-00995663

<https://hal.science/hal-00995663>

Submitted on 26 May 2014

HAL is a multi-disciplinary open access archive for the deposit and dissemination of scientific research documents, whether they are published or not. The documents may come from teaching and research institutions in France or abroad, or from public or private research centers.

L'archive ouverte pluridisciplinaire **HAL**, est destinée au dépôt et à la diffusion de documents scientifiques de niveau recherche, publiés ou non, émanant des établissements d'enseignement et de recherche français ou étrangers, des laboratoires publics ou privés.

Numerical simulation of a class of models that combine several mechanisms of dissipation: fracture, plasticity, viscous dissipation.

Eric Bonnetier^a, Lukáš Jakabčín^a, Stéphane Labbé^a, Anne Replumaz^b,

^a*Laboratoire Jean Kuntzmann, Université de Grenoble-Alpes, CNRS, Grenoble, France*

^b*ISTerre, Université de Grenoble-Alpes, CNRS, Grenoble, France*

Abstract

We study a class of time evolution models that contain dissipation mechanisms exhibited by geophysical materials during deformation: plasticity, viscous dissipation and fracture. We formally prove that they satisfy a Clausius-Duhem type inequality. We describe a semi-discrete time evolution associated with these models, and report numerical 1D and 2D traction experiments, that illustrate that several dissipation regimes can indeed take place during the deformation. Finally, we report 2D numerical simulation of an experiment by Peltzer and Tapponnier, who studied the indentation of a layer of plasticine as an analogue model for geological materials.

Keywords: quasistatic evolution, fracture, plasticity

1. Introduction

In this paper, we study a class of models that combine several mechanisms of dissipation: plasticity, visco-plasticity, visco-elasticity and fracture.

Our goal is to investigate whether models from solid mechanics could be pertinent to describe geophysical materials (and particularly the lithosphere on continental scales), as advocated by Peltzer and Tapponnier [12], while others (see for example [6], [7]) prefer descriptions based on fluid mechanics. The solid mechanics approach would have advantage to account for cracks in the formation of geological faults. They illustrate their claim with analogue experiments, where a rigid indenter deforms a layer of plasticine, to model the action of the Indian sub-continent on the Tibetan plateau. The plasticine

experiments seems to reproduce the geophysical scenario of creation of the Asian faults and the extrusion of the South-Asian block (including Vietnam).

No general consensus prevails on the modeling of crack initiation and propagation, even in homogeneous materials. The popular Griffith model, much in use in the engineering community, suffers from various shortcomings. For instance it does not account for crack nucleation, and assumes pre-determined crack paths. In the last decade, a series of investigation initiated by Francfort and Marigo [9] has addressed the mathematical foundation of fracture mechanics, using new concepts that have emerged from the mathematical modeling of composite materials and from the calculus of variation. This approach postulates that crack evolution is governed by the minimization of a total energy, among all possible crack states.

Our models of fracture are inspired by this work, though we only consider fracture via a phase-field approximation. In other words, the geometry of possible cracks is captured by a function v with values between 0 and 1, $v = 1$ in the healthy parts that do not contain cracks. The length of the cracks, a quantity that contributes to the total energy, is approximated via a functional introduced by Ambrosio and Tortorelli [1] and Bourdin [3]. The numerical simulations of fracture in a purely elastic medium, using such phase-field approximation, was carried out by Bourdin, Francfort and Marigo [2], [4], [5]. A model combining elasticity, visco-elasticity and fracture regularized via phase-field, is analyzed in [11], where the main point is how to define a consistent evolution as the limit of semi-discrete approximations in time. Our class of models extends this work to the case when plastic behavior and viscoplastic behavior can occur.

From a thermodynamical point of view, we interpret the phase field function v , that tracks the location and propagation of cracks, not only as a variable for numerical approximation, but as a global thermodynamical internal variable. We show that our models are consistent with thermodynamics, in the sense that they satisfy a Clausius-Duhem type inequality. We propose a numerical scheme for a space-time discretization of the evolution, and analyze its advantages and shortcomings on 1D et 2D traction experiments and on the experiment by Peltzer and Tapponnier [12].

The paper is organized as follows. In Section 2, we describe the proposed models with regularized fracture and define their evolution in time. Section 3 is dedicated to showing that they satisfy a Clausius-Duhem type inequality. In Section 4, we introduce a semi-discrete time evolution, which is the base, in the final section, for numerical experiments in the case of 1D, 2D traction

and 2D plasticine experiment. In particular we show that several dissipation mechanisms can be expressed according to the choice of parameters.

2. Description of models with several dissipation mechanisms.

2.1. Notations.

Throughout the paper, Ω denotes a bounded connected open set in \mathbb{R}^2 with Lipschitz boundary $\partial\Omega = \partial\Omega_D \cup \partial\Omega_N$, where $\partial\Omega_D, \partial\Omega_N$ are disjoint measurable sets. We denote time derivatives with a dot and $\operatorname{argmin}_{v \in V} \mathcal{F}(v)$ denotes a function u that minimizes \mathcal{F} over V .

Given $T_f > 0$, we denote by $L^p((0, T_f), X)$, $W^{k,p}((0, T_f), X)$, the Lebesgue and Sobolev spaces involving time [see [8] p. 285], where X is a Banach space. The set of symmetric 2×2 matrices is denoted by $\mathbb{M}_{\text{sym}}^{2 \times 2}$. For $\xi, \zeta \in \mathbb{M}_{\text{sym}}^{2 \times 2}$ we define the scalar product between matrices $\zeta : \xi := \sum_{ij} \zeta_{ij} \xi_{ij}$, and the associated matrix norm by $|\xi| := \sqrt{\xi : \xi}$. Let A be the fourth order tensor of Lamé coefficients and B a suitable symmetric-fourth order tensor. We assume that for some constants $0 < \alpha_1 \leq \alpha_2 < \infty$, they satisfy the ellipticity conditions

$$\forall e \in \mathbb{M}_{\text{sym}}^{2 \times 2}, \quad \alpha_1 |e|^2 \leq Ae : e \leq \alpha_2 |e|^2 \quad \text{and} \quad \alpha_1 |e|^2 \leq Be : e \leq \alpha_2 |e|^2$$

The mechanical unknowns of our model are the displacement field $u : \Omega \times [0, T_f] \rightarrow \mathbb{R}^2$, the elastic strain $e : \Omega \times [0, T_f] \rightarrow \mathbb{M}_{\text{sym}}^{2 \times 2}$, the plastic strain $p : \Omega \times [0, T_f] \rightarrow \mathbb{M}_{\text{sym}}^{2 \times 2}$. We assume u and ∇u remain small. So that the relation between the deformation tensor E and the displacement field is given by

$$Eu := \frac{1}{2}(\nabla u + \nabla u^T).$$

We also assume that Eu decomposes as an elastic part and a plastic part

$$Eu = e + p.$$

For $w \in H^1(0, T_f, H^1(\Omega, \mathbb{R}^2))$, which represents an applied boundary displacement, we define for $t \in [0, T_f]$ the set of kinematically admissible fields by

$$A_{\text{adm}}(w(t)) := \{(u, e, p) \in H^1(\Omega, \mathbb{R}^2) \times L^2(\Omega, \mathbb{M}_{\text{sym}}^{2 \times 2}) \times L^2(\Omega, \mathbb{M}_{\text{sym}}^{2 \times 2}) : \\ Eu = e + p \quad \text{a.e. in } \Omega, \quad u = w(t) \quad \text{a.e. on } \partial\Omega_D\}.$$

For $f \in C^1([0, T_f], L^2(\Omega)^2)$, and $g \in C^1([0, T_f], H^{-1/2}(\Omega)^2)$, the external forces at time $t \in [0, T_f]$ are collected into

$$\langle l(t), u \rangle := \int_{\Omega} f(t) \cdot u \, dx + \int_{\partial\Omega_N} g(t) \cdot u \, ds.$$

For a fixed constant $\tau > 0$, we define $\mathbb{K} := \{q \in \mathbb{M}_{\text{sym}}^{2 \times 2}; |q| \leq \tau \text{ a.e. in } \Omega\}$. We define $H : \mathbb{M}_{\text{sym}}^{2 \times 2} \rightarrow [0, \infty]$ the support function of \mathbb{K} by

$$H(p) := \sup_{\theta \in \mathbb{K}} \theta : p = \tau |p|,$$

and a perturbed dissipation potential H_β by

$$H_\beta(p) := H(p) + \frac{\beta}{2} |p|^2,$$

where $\beta > 0$ plays the role of a regularization parameter. The variational approach to fracture [9], [5] is based on Griffith's idea that the crack growth and crack path are determined by the competition between the elastic energy release, when the crack increases, and the energy dissipated to create a new crack. We approximate the fracture (see Figure 1) by a phase field function $v : \Omega \times [0, T_f] \rightarrow [0, 1]$ that depends on two parameters:

- $\epsilon > 0$, the parameter of space regularization, relates to the width of the generalized fracture,
- $\eta > 0$ is a parameter, that preserves the ellipticity of the elastic energy. In [1], η scales as $o(\epsilon)$ as $\epsilon \rightarrow 0$ in the approximation of a true crack by a phase-field function.

The nucleation and propagation of cracks, and the material deformation result from minimizing at each time a global energy, that contains several terms:

$$\mathcal{E}_{total} := \mathcal{E}_{el} + \mathcal{E}_p + \mathcal{E}_h + \mathcal{E}_{ve} + \mathcal{E}_{vp} + \mathcal{E}_S.$$

The elastic energy is defined as

$$\begin{aligned} \mathcal{E}_{el} &: L^2(\Omega, \mathbb{M}_{\text{sym}}^{2 \times 2}) \times H^1(\Omega, \mathbb{R}) \rightarrow \mathbb{R} \\ (e, v) &\longmapsto \mathcal{E}_{el}(e, v) = \frac{1}{2} \int_{\Omega} (v^2 + \eta) A e : e \, dx. \end{aligned}$$

The plastic dissipated energy is defined, by

$$\begin{aligned}\mathcal{E}_p &: L^2(\Omega, \mathbb{M}_{\text{sym}}^{2 \times 2}) \times L^2(\Omega, \mathbb{M}_{\text{sym}}^{2 \times 2}) \rightarrow \mathbb{R} \\ (p, p_0) &\longmapsto \mathcal{E}_p(p, p_0) = \int_{\Omega} H(p - p_0) \, dx,\end{aligned}$$

and the hardening energy by

$$\begin{aligned}\mathcal{E}_h &: L^2(\Omega, \mathbb{M}_{\text{sym}}^{2 \times 2}) \rightarrow \mathbb{R} \\ p &\longmapsto \mathcal{E}_h(p) = \frac{1}{2} \int_{\Omega} Bp : p \, dx.\end{aligned}$$

Given $\beta_1 > 0$, $\beta_2 > 0$ and $h > 0$, the visco-elastic energy is

$$\begin{aligned}\mathcal{E}_{ve} &: H^1(\Omega, \mathbb{R}^2) \times H^1(\Omega, \mathbb{R}^2) \rightarrow \mathbb{R} \\ (u, u_0) &\longmapsto \mathcal{E}_{ve}(u, u_0) = \frac{\beta_1}{2h} \int_{\Omega} (E(u) - E(u_0)) : (E(u) - E(u_0)) \, dx.\end{aligned}$$

and the viscoplastic energy is defined by

$$\begin{aligned}\mathcal{E}_{vp} &: L^2(\Omega, \mathbb{M}_{\text{sym}}^{2 \times 2}) \times L^2(\Omega, \mathbb{M}_{\text{sym}}^{2 \times 2}) \rightarrow \mathbb{R} \\ (p, p_0) &\longmapsto \mathcal{E}_{vp}(p, p_0) = \frac{\beta_2}{2h} \int_{\Omega} (p - p_0) : (p - p_0) \, dx.\end{aligned}$$

The Griffith surface energy is approximated by the phase-field surface energy

$$\begin{aligned}\mathcal{E}_S &: H^1(\Omega, \mathbb{R}) \rightarrow \mathbb{R} \\ v &\longmapsto \mathcal{E}_S(v) = \int_{\Omega} \varepsilon |\nabla v|^2 \, dx + \int_{\Omega} \frac{(1-v)^2}{4\varepsilon} \, dx.\end{aligned}$$

It is shown in [3] that in the elastic anti-plane case, where the displacement reduces to a scalar and Eu reduces to ∇u , the Ambrosio-Tortorelli functional

$$\mathcal{E}_{\varepsilon}(\nabla u, v) = \mathcal{E}_{el}(\nabla u, v) + \mathcal{E}_S(v),$$

Γ -converges, as $0 < \eta \ll \varepsilon \rightarrow 0$, to the Griffith energy \mathcal{G} , where

$$\mathcal{G}(u) := \frac{1}{2} \int_{\Omega} A |\nabla u|^2 \, dx + \mathcal{H}^{N-1}(S(u)).$$

Here, $S(u)$ denotes the discontinuity set of u , and \mathcal{H}^{N-1} is the $(N-1)$ -dimensional Hausdorff measure.

Note that in the region around an approximate crack, where v is close to 0, the effective Lamé tensor is $(v^2 + \eta)A$: the elastic material is replaced there by a very compliant medium. We define $a := v^2 + \eta$.

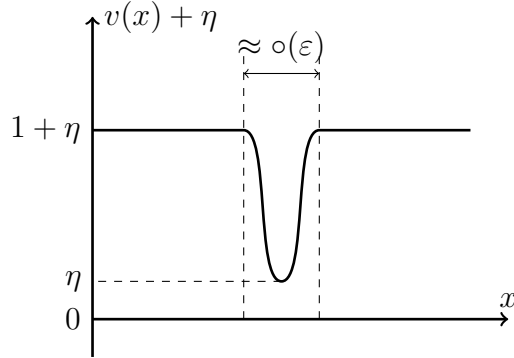


Figure 1: In the generalized crack model, a crack is replaced by a thin region of very compliant material.

2.2. Formulation of the models.

We now propose 3 models that combine the various ingredients that we are interested in.

- Model 1 contains: elasticity, plasticity, visco-elasticity and fracture,
- Model 2: elasticity, plasticity, visco-plasticity, fracture,
- Model 3: elasticity, plasticity, kinematic hardening, fracture.

We define a time evolution for our models to be a quadruplet of functions $(u, e, p, v) : \Omega \times [0, T_f] \rightarrow \mathbb{R}^2 \times \mathbb{M}_{\text{sym}}^{2 \times 2} \times \mathbb{M}_{\text{sym}}^{2 \times 2} \times \mathbb{R}$ satisfying the following conditions:

(E1) Initial condition: $(u(0), v(0), e(0), p(0)) = (u_0, v_0, e_0, p_0)$ with $(u_0, e_0, p_0) \in A_{\text{adm}}(w(0))$. We also suppose that $(v_0^2 + \eta)|Ae_0| \leq \tau$ and $v_0 = 1$ in Ω (the medium at $t = 0$ does not contain any crack).

(E2) Kinematic compatibility: for $t \in [0, T_f]$,

$$(u(t), e(t), p(t)) \in A_{\text{adm}}(w(t))$$

(E3) Equilibrium condition: for $t \in [0, T_f]$,

$$\begin{cases} -\text{div}(\sigma(t)) = f(t), & a.e. \text{ in } \Omega, \\ \sigma(t) \cdot \vec{n} = g(t), & \text{on } \partial\Omega_N, \\ (u(t), v(t)) = (w(t), 1), & \text{on } \partial\Omega_D. \end{cases}$$

(E4) Constitutive relations: for $t \in [0, T_f]$,

- Model 1: $\sigma(t) = (v(t)^2 + \eta)Ae(t) + \beta_1 E\dot{u}(t)$. The first term represents the stress due to elastic deformation, while the second represents viscous dissipation.
- Model 2 and Model 3: $\sigma(t) = (v(t)^2 + \eta)Ae(t)$. There the stress is only related to elastic deformation. We recall the notation $a(t) := v(t)^2 + \eta$.

(E5) Plastic flow rule: for a.e. $t \in [0, T_f]$,

- Model 1:

$$a(t)Ae(t) \in \partial H(\dot{p}(t)) \quad \text{for a.e. } x \in \Omega. \quad (1)$$

- Model 2:

$$a(t)Ae(t) \in \partial H_{\beta_2}(\dot{p}(t)) \quad \text{for a.e. } x \in \Omega. \quad (2)$$

- Model 3:

$$a(t)Ae(t) - Bp(t) \in \partial H(\dot{p}(t)) \quad \text{for a.e. } x \in \Omega. \quad (3)$$

(E6) Crack stability condition: for $t \in [0, T_f]$,

$$\mathcal{E}_{el}(e(t), v(t)) + \mathcal{E}_S(v(t)) = \inf_{v=1 \text{ sur } \partial\Omega_D, v \leq v(t)} \mathcal{E}_{el}(e(t), v) + \mathcal{E}_S(v).$$

The crack stability condition implies that a fracture can only grow, and cannot disappear.

(E7) Energy balance formula: for every $T \in [0, T_f]$, the energy dissipates in the medium so as to satisfy

- Model 1:

$$\begin{aligned} & \mathcal{E}_{el}(e(T), v(T)) + \mathcal{E}_S(v(T)) - \langle l(T), u(T) \rangle \\ &= \mathcal{E}_{el}(e(0), v(0)) + \mathcal{E}_S(v(0)) - \langle l(0), u(0) \rangle \\ & - \beta_1 \int_0^T \|E\dot{u}(t)\|_2^2 dt - \tau \int_0^T \int_{\Omega} |\dot{p}| dx dt \\ & - \int_0^T \langle \dot{l}, u \rangle dt + \int_0^T \int_{\partial\Omega_D} \sigma(t) \vec{n} \cdot \dot{w}(t) ds dt. \end{aligned} \quad (4)$$

– Model 2:

$$\begin{aligned}
& \mathcal{E}_{el}(e(T), v(T)) + \mathcal{E}_S(v(T)) - \langle l(T), u(T) \rangle \\
&= \mathcal{E}_{el}(e(0), v(0)) + \mathcal{E}_S(v(0)) - \langle l(0), u(0) \rangle \\
&- \beta_2 \int_0^T \|\dot{p}(t)\|_2^2 dt - \tau \int_0^T \int_{\Omega} |\dot{p}| dx dt \\
&- \int_0^T \langle \dot{l}, u \rangle dt + \int_0^T \int_{\partial\Omega_D} \sigma(t) \vec{n} \cdot \dot{w}(t) ds dt. \tag{5}
\end{aligned}$$

– Model 3:

$$\begin{aligned}
& \mathcal{E}_{el}(e(T), v(T)) + \mathcal{E}_S(v(T)) + \mathcal{E}_h(p(t)) - \langle l(T), u(T) \rangle \\
&= \mathcal{E}_{el}(e(0), v(0)) + \mathcal{E}_S(v(0)) + \mathcal{E}_h(p(0)) - \langle l(0), u(0) \rangle \\
&- \tau \int_0^T \int_{\Omega} |\dot{p}| dx dt - \int_0^T \langle \dot{l}, u \rangle dt + \int_0^T \int_{\partial\Omega_D} \sigma(t) \vec{n} \cdot \dot{w}(t) ds dt. \tag{6}
\end{aligned}$$

In the rest of paper, we suppose $l \equiv 0$.

3. Consistency of models with thermodynamics.

In this section, we show that our models can be set in a thermodynamical framework which resembles that of the Generalized Standard Materials of Halphen and Nguyen [10], see also Le Tallec [13]. To this end, we introduce for $t \in [0, T]$, a free energy density $w(E(t), v(t), p(t))$ which depends on $E(t) := Eu(t)$, and on $v(t), p(t)$, the latter considered as internal variables (see [10]). We also introduce a free energy functional $\mathcal{W}(t)$

$$\mathcal{W}(E, p, v)(t) = \int_{\Omega} w(E, p, v)(t) dx,$$

and thermodynamic forces as operators associated with the internal variables

$$T_p(t)\tilde{p} := -\frac{\partial w}{\partial p}(E, p, v)(t)\tilde{p} \quad \text{and} \quad T_v(t)\tilde{v} := -\frac{\partial w}{\partial v}(E, p, v)(t)\tilde{v}.$$

Note that in our case, the thermodynamic force associated with the phase field is defined as a global operator $H^1(\Omega) \rightarrow \mathbb{R}$. We also postulate the existence of a dissipation potential $\phi(t) = \phi(\dot{E}(t), \dot{p}(t), \dot{v}(t))$ which is a convex

function of its arguments and minimal at $(\dot{E}(t), \dot{p}(t), \dot{v}(t)) = (0, 0, 0)$. According to the principle of conservation of linear momentum, we recall that the Cauchy theorem implies the existence of symmetric stress tensor $\sigma(t)$ which satisfies under the hypothesis of small deformations the equilibrium condition (E3). The stress tensor is split into an irreversible and a reversible part by setting

$$\sigma^{rev}(t) := \frac{\partial w}{\partial E}(E(t), p(t), v(t)) \quad \text{and} \quad \sigma^{irrev}(t) := \sigma(t) - \sigma^{rev}(t). \quad (7)$$

Following the work of Halphen and Nguyen [10] and LeTallec [13], we make the constitutive hypothesis that the thermodynamic forces are related to the dissipation potential by

$$(\sigma^{irrev}(t), T_p(t), T_v(t)) \in \partial\phi(\dot{E}(t), \dot{p}(t), \dot{v}(t)). \quad (8)$$

Our goal is to show that our models are consistent with this thermodynamic framework, in the sense that if one assumes (8) and if the equilibrium condition (E3) is verified, then one recovers the relations (E4)-(E7), and further, a form of the Clausius-Duhem inequality holds. We state this result for Model 1 only. The same analysis carries on for Models 2 and 3 (see the remark below). We also define the fracture dissipation potential by

$$D_S(\xi) = \begin{cases} 0 & \text{if } \xi \leq 0, \text{ a.e. in } \Omega, \xi \in H_D^1(\Omega), \\ \infty & \text{elsewhere,} \end{cases}$$

with $H_D^1(\Omega) := \{z \in H^1(\Omega); z = 0 \text{ on } \partial\Omega_D\}$.

Theorem 3.1. *Suppose that (u, v, e, p) in $C^1(0, T_f, H^1(\Omega)) \times C^1(0, T_f, H^1(\Omega)) \times C^1(0, T_f, L^2(\Omega)) \times C^1(0, T_f, L^2(\Omega))$ satisfy for all $t \in [0, T]$, $(\dot{u}(t), \dot{e}(t), \dot{p}(t)) \in A_{adm}(\dot{w}(t))$, $\dot{v}(t) \leq 0$ a.e. in Ω , $\dot{v}(t) \in H_D^1(\Omega)$, $v(t) = 1$ on $\partial\Omega_D$, (E1), (E2), (E3), and (8). Let*

$$\begin{aligned} \mathcal{W}_1(t, Eu(t), p(t), v(t)) &:= \frac{1}{2} \int_{\Omega} (v(t)^2 + \eta) A(Eu(t) - p(t)) : (Eu(t) - p(t)) dx \\ &+ \int_{\Omega} \varepsilon |\nabla v(t)|^2 dx + \int_{\Omega} \frac{(1 - v(t))^2}{4\varepsilon} dx, \end{aligned}$$

and the potential of dissipation

$$\phi_1(t, E\dot{u}(t), \dot{p}(t), \dot{v}(t)) = \frac{1}{2} \beta_1 E\dot{u}(t) : E\dot{u}(t) + \tau |\dot{p}(t)| + D_S(\dot{v}(t)).$$

Then (u, v, e, p) satisfies (E4), (E5), (E6), (E7). Furthermore, for all $t \in [0, T_f]$,

$$\mathcal{D}(t) := \int_{\Omega} \sigma(t) : E\dot{u}(t) dx - \dot{\mathcal{W}}_1(t) \geq 0. \quad (9)$$

Proof : Let $t \in [0, T_f]$. The relations (7) and (8) lead to (E4)

$$\sigma(t) = a(t)Ae(t) + \beta_1 E\dot{u}(t). \quad (10)$$

We also deduce from (8) that

$$(v(t)^2 + \eta)Ae(t) \in \partial H(\dot{p}(t)). \quad (11)$$

which prove (E5). From (8) we see that for every $\xi \leq 0$ and $\xi = 0$ on $\partial\Omega_D$

$$\begin{aligned} & -\frac{\partial \mathcal{W}_1}{\partial v}(E, p, v)(t)(\xi - \dot{v}(t)) \\ &= -\int_{\Omega} v(t)A(Eu(t) - p(t)) : (Eu(t) - p(t))(\xi - \dot{v}(t)) \\ &+ (2\varepsilon)^{-1}(v(t) - 1)(\xi - \dot{v}(t)) + 2\varepsilon \nabla v(t) \nabla(\xi - \dot{v}(t)) dx \leq 0, \end{aligned} \quad (12)$$

so that we obtain

$$\begin{aligned} & \int_{\Omega} v(t)A(Eu(t) - p(t)) : (Eu(t) - p(t))(\dot{v}(t) - \xi) \\ &+ (2\varepsilon)^{-1}(v(t) - 1)(\dot{v}(t) - \xi) dx + \int_{\Omega} 2\varepsilon \nabla v(t) \nabla(\dot{v}(t) - \xi) dx \leq 0. \end{aligned} \quad (13)$$

Testing (13) with $\xi = \dot{v}(t) + \varphi - v(t)$ where $\varphi \in H^1(\Omega)$, $\varphi \leq v(t)$, and $\varphi = 1$ on $\partial\Omega_D$, implies that

$$\begin{aligned} & 2\varepsilon \int_{\Omega} \nabla v(t) \nabla(v(t) - \varphi) dx + \int_{\Omega} v(t)Ae(t) : e(t)(v(t) - \varphi) dx \\ &+ (2\varepsilon)^{-1} \int_{\Omega} (v(t) - 1)(v(t) - \varphi) dx \leq 0, \end{aligned} \quad (14)$$

for every $\varphi \in H^1(\Omega)$, $\varphi \leq v(t)$, and $\varphi = 1$ on $\partial\Omega_D$. We rewrite (14) as follows

$$\begin{aligned} & 2\varepsilon \int_{\Omega} \nabla v(t) \nabla v(t) dx + \int_{\Omega} v(t)Ae(t) : e(t)v(t) dx + (2\varepsilon)^{-1} \int_{\Omega} (v(t) - 1)v(t) dx \\ & \leq 2\varepsilon \int_{\Omega} \nabla v(t) \nabla \varphi dx + \int_{\Omega} v(t)Ae(t) : e(t)\varphi dx + (2\varepsilon)^{-1} \int_{\Omega} (v(t) - 1)\varphi dx. \end{aligned} \quad (15)$$

Using the Cauchy inequality yields

$$2\varepsilon \int_{\Omega} \nabla v(t) \nabla \varphi \, dx \leq \varepsilon \int_{\Omega} |\nabla v(t)|^2 \, dx + \varepsilon \int_{\Omega} |\nabla \varphi|^2 \, dx,$$

$$\int_{\Omega} v(t) A e(t) : e(t) \varphi \, dx \leq \frac{1}{2} \int_{\Omega} v^2(t) A e(t) : e(t) \, dx + \frac{1}{2} \int_{\Omega} \varphi^2 A e(t) : e(t) \, dx.$$

We rewrite

$$\begin{aligned} (v(t) - 1)\varphi &= (v(t) - 1)(\varphi - 1) + (v(t) - 1), \\ (v(t) - 1)v(t) - (v(t) - 1) &= (v(t) - 1)^2, \end{aligned}$$

and it follows that

$$\mathcal{E}_{el}(e(t), v(t)) + \mathcal{E}_S(v(t)) \leq \mathcal{E}_{el}(e(t), \varphi) + \mathcal{E}_S(\varphi) \quad (16)$$

for all $\varphi \in H^1(\Omega)$, $\varphi \leq v(t)$, and $\varphi = 1$ on $\partial\Omega_D$, which proves (E6). We now prove the energy balance formula. First we differentiate $\mathcal{W}_1(t, E(u(t)), p(t), v(t))$ in time:

$$\begin{aligned} \frac{d}{dt} \mathcal{W}_1(t, E(u(t)), p(t), v(t)) &= \int_{\Omega} a(t) A(Eu(t) - p(t)) : (E\dot{u}(t) - \dot{p}(t)) \, dx \\ &+ \int_{\Omega} v(t) A(Eu(t) - p(t)) : (Eu(t) - p(t)) \dot{v}(t) + (2\varepsilon)^{-1} (v(t) - 1) \dot{v}(t) \, dx \\ &+ 2 \int_{\Omega} \varepsilon \nabla v(t) \nabla \dot{v}(t) \, dx. \end{aligned} \quad (17)$$

Testing inequality (12) with $\xi = 0$ and $\xi = 2\dot{v}(t)$ leads to

$$-\frac{\partial \mathcal{W}_1}{\partial v}(E, p, v)(t) \dot{v}(t) = 0. \quad (18)$$

From (17) and (18) we deduce that

$$\begin{aligned} &\frac{d}{dt} \mathcal{W}_1(t, Eu(t), p(t), v(t)) \\ &= \int_{\Omega} a(t) A(Eu(t) - p(t)) : (E\dot{u}(t) - \dot{p}(t)) \, dx \\ &= \int_{\Omega} \sigma(t) : E\dot{u}(t) \, dx - \int_{\Omega} \beta_1 E\dot{u}(t) : E\dot{u}(t) \, dx \\ &- \int_{\Omega} a(t) A(Eu(t) - p(t)) : \dot{p}(t) \, dx. \end{aligned} \quad (19)$$

The equilibrium equation (E3) gives

$$\int_{\Omega} \sigma(t) : E\dot{u}(t) dx = \int_{\partial\Omega_D} \sigma(t)\vec{n} \cdot \dot{w}(t) ds. \quad (20)$$

By definition of the subgradient, (11) leads to a variational inequality: for all admissible $q \in L^2(\Omega, \mathbb{M}_{\text{sym}}^{2 \times 2})$ we have

$$\tau \int_{\Omega} |q| dx \geq \tau \int_{\Omega} |\dot{p}(t)| dx + \int_{\Omega} a(t)A(Eu(t) - p(t)) : (q - \dot{p}(t)) dx \quad (21)$$

Testing (21) with $q = 0$ et $q = 2\dot{p}(t)$ implies that

$$\int_{\Omega} a(t)A(Eu(t) - p(t)) : \dot{p}(t) dx = \tau \int_{\Omega} |\dot{p}(t)| dx. \quad (22)$$

So that we deduce from (19), (20), (22) that

$$\begin{aligned} \frac{d}{dt} \mathcal{W}_1(t, Eu(t), p(t), v(t)) &= - \int_{\Omega} \beta_1 E\dot{u}(t) : E\dot{u}(t) dx - \tau \int_{\Omega} |\dot{p}(t)| dx \\ &+ \int_{\partial\Omega_D} \sigma(t)\vec{n} \cdot \dot{w}(t) ds. \end{aligned} \quad (23)$$

Integrating (23) over $[0, T]$, for every $0 \leq T \leq T_f$ shows that the balance formula (E7) holds. Finally, from (20) and (23) we deduce that

$$\begin{aligned} \mathcal{D}(t) &:= \int_{\Omega} \sigma(t) : E\dot{u}(t) dx - \dot{\mathcal{W}}_1(t) \\ &= \int_{\Omega} \beta_1 E\dot{u}(t) : E\dot{u}(t) dx + \tau \int_{\Omega} |\dot{p}(t)| dx \geq 0. \end{aligned}$$

□

Remark 1. 1. *The assumption (8) is stronger than (E6).*
2. *Theorem 3.1 also holds for Models 2 and 3 with the following choices of free energies and dissipation potentials:*

- *for Model 2:*

$$\begin{aligned} &\mathcal{W}_2(t, Eu(t), p(t), v(t)) \\ &:= \frac{1}{2} \int_{\Omega} (v(t)^2 + \eta) A(Eu(t) - p(t)) : (Eu(t) - p(t)) dx \\ &+ \int_{\Omega} \varepsilon |\nabla v(t)|^2 dx + \int_{\Omega} \frac{(1 - v(t))^2}{4\varepsilon} dx. \end{aligned}$$

and

$$\phi_2(t, E\dot{u}(t), \dot{p}(t), \dot{v}(t)) = \frac{1}{2}\beta_2\dot{p}(t) : \dot{p}(t) + \tau|\dot{p}(t)| + D_S(\dot{v}(t)).$$

- for Model 3:

$$\begin{aligned} & \mathcal{W}_3(t, Eu(t), p(t), v(t)) \\ & := \frac{1}{2} \int_{\Omega} (v(t)^2 + \eta) A(Eu(t) - p(t)) : (Eu(t) - p(t)) dx \\ & + \frac{1}{2} \int_{\Omega} Bp(t) : p(t) dx + \int_{\Omega} \varepsilon |\nabla v(t)|^2 dx + \int_{\Omega} \frac{(1 - v(t))^2}{4\varepsilon} dx, \end{aligned}$$

and

$$\phi_3(t, E\dot{u}(t), \dot{p}(t), \dot{v}(t)) = \tau|\dot{p}(t)| + D_S(\dot{v}(t)).$$

4. Discrete-time evolutions for Models 1-3.

We now approximate the continuous-time evolutions of the constructed models via discrete time evolutions obtained by solving incremental variational problems. We describe the discrete-time evolution of the medium as follows: we consider a partition of the time interval $[0, T_f]$ into N_f sub-intervals of equal length h :

$$0 = t_h^0 < t_h^1 < \dots < t_h^n < \dots < t_h^{N_f} = T_f, \quad \text{with} \quad h = \frac{T_f}{N_f} = t_h^n - t_h^{n-1} \rightarrow 0.$$

We define

$$\mathcal{B}(t_h^n) := \left\{ (z, q, \varphi) \in H^1(\Omega) \times L^2(\Omega) \times H^1(\Omega); \begin{array}{ll} z = w_h^n, & \text{on } \partial\Omega_D, \\ \varphi = 1, & \text{on } \partial\Omega_D, \\ \varphi \leq v_h^{n-1}, & \text{in } \Omega. \end{array} \right\}.$$

Let us assume that for $n \geq 1$, the approximate evolution $(u_h^{n-1}, v_h^{n-1}, p_h^{n-1}) \in \mathcal{B}(t_h^{n-1})$ is known at t_h^{n-1} . We seek (u_h^n, v_h^n, p_h^n) at time t_h^n as the solution to the following variational problem:

$$\min_{(z, q, \varphi) \in \mathcal{B}(t_h^n)} \mathcal{E}_{total}(z, q, \varphi, u_h^{n-1}, v_h^{n-1}, p_h^{n-1}), \quad (24)$$

where, for each model, \mathcal{E}_{total} is defined as follows:

1. Model 1: Elasto-plasticity, viscoelasticity and fracture:

$$\begin{aligned} \mathcal{E}_{total}^1(z, q, \varphi, u_h^{n-1}, v_h^{n-1}, p_h^{n-1}) &= \mathcal{E}_{el}(\varphi, E(z) - q) + \mathcal{E}_p(q, p_h^{n-1}) \\ &+ \mathcal{E}_{ve}(z, u_h^{n-1}) + \mathcal{E}_S(\varphi). \end{aligned}$$

2. Model 2: Elasto-plasticity, viscoplasticity and fracture:

$$\begin{aligned} \mathcal{E}_{total}^2(z, q, \varphi, u_h^{n-1}, v_h^{n-1}, p_h^{n-1}) &= \mathcal{E}_{el}(\varphi, E(z) - q) + \mathcal{E}_p(q, p_h^{n-1}) \\ &+ \mathcal{E}_{vp}(q, p_h^{n-1}) + \mathcal{E}_S(\varphi). \end{aligned}$$

3. Model 3: Elasto-plasticity, linear kinematic hardening and fracture:

$$\begin{aligned} \mathcal{E}_{total}^3(z, q, \varphi, u_h^{n-1}, v_h^{n-1}, p_h^{n-1}) &= \mathcal{E}_{el}(\varphi, E(z) - q) + \mathcal{E}_p(q, p_h^{n-1}) \\ &+ \mathcal{E}_h(q) + \mathcal{E}_S(\varphi). \end{aligned}$$

One can easily prove that for $i = 1, 2, 3$ the variational problem

$$\min_{(z, q, \varphi) \in \mathcal{B}(t_h^n)} \mathcal{E}_{total}^i(z, q, \varphi, u_h^{n-1}, v_h^{n-1}, p_h^{n-1}). \quad (25)$$

has at least one solution. If $(z_n, q_n, \varphi_n)_n$ is a minimizing subsequence, that one easily checks that $\|z_n\|_{H^1}$, $\|p_n\|_{L^2}$, $\|\varphi_n\|_{H^1}$ are uniformly bounded, so that a subsequence converges weakly to some (z, q, φ) . The only difficulty in passing to the limit in \mathcal{E}_{total} comes from the term

$$\int_{\Omega} \varphi_n^2 A(Ez_n - q_n) : (Ez_n - q_n) dx,$$

which can be rewritten as

$$\int_{\Omega} A\varphi_n(Ez_n - q_n) : \varphi_n(Ez_n - q_n) dx,$$

and one can use the fact that since

$$\begin{aligned} Ez_n &\rightharpoonup Ez && \text{weakly in } L^2, \\ \varphi_n &\rightharpoonup \varphi && \text{weakly in } H^1, \\ q_n &\rightharpoonup q && \text{weakly in } L^2, \end{aligned}$$

one has

$$\varphi_n(Ez_n - q_n) \rightharpoonup \varphi(Ez - q) \quad \text{weakly in } L^2.$$

Note however that \mathcal{E}_{total} is not convex because of the no quadratic term $\varphi^2(E(z) - q) : (E(z) - q)$ in the elastic energy. So that there might be several solutions to (25).

4.1. *An alternate minimization algorithm and backtracking for materials with memory*

A solution (u_h^n, v_h^n, p_h^n) of problem (25) is characterized by a system of one equality and two variational inequalities. Such a system is not easy to solve numerically. For this reason we propose to solve (25) at each time step t_h^n using an alternate minimization algorithm. The advantage of this approach is that the problem (25) is separately strictly convex in each variable, so that each alternating step has a unique solution.

4.1.1. *An alternate minimization algorithm*

Algorithm 1 Alternate minimization algorithm

Let $\delta_1 > 0$ and $\delta_2 > 0$ be fixed tolerance parameters.

1. Let $m = 0$, $v_{(m=0)}^n = v_h^{n-1}$
 2. **iterate**
 3. Find $(u_{(m)}^n, p_{(m)}^n) := \operatorname{argmin}_{(u,p)} \mathcal{E}_{total}(u, p, v_{(m-1)}^n)$
 4. Let $l = 0$, $p_{(l=0)}^n = p_h^{n-1}$
 5. **iterate**
 6. $u_{(l)}^n := \operatorname{argmin}_u \mathcal{E}_{total}(u, p_{(l-1)}^n, v_{(m-1)}^n)$
 7. $p_{(l)}^n := \operatorname{argmin}_p \mathcal{E}_{total}(u_{(l)}^n, p, v_{(m-1)}^n)$
 8. **until** $\|u_{(l)}^n - u_{(l-1)}^n\|_{H^1} \leq \delta_1$
 9. We define $u_{(m)}^n := u_{(l)}^n$ and $p_{(m)}^n := p_{(l)}^n$ at convergence
 10. Find $v_{(m)}^n := \operatorname{argmin}_v E_{total}(u_{(m)}^n, p_{(m)}^n, v)$
 11. **until** $\|v_{(m)}^n - v_{(m-1)}^n\|_{H^1} \leq \delta_2$
 12. We define $u_h^n := u_{(m)}^n$, $p_h^n := p_{(m)}^n$ and $v_h^n := v_{(m)}^n$ at convergence
-

In practice, it is not exactly the variational problems described in the alternating procedure above, that one solves, but the associated first-order optimality conditions of problems that have been discretized in space too. This may introduce local minima, as the following example of a traction experiment of a 1D bar illustrates. Assume that $u, v \in W^{1,\infty}(0, T_f, \Omega)$ represent the displacement and phase-field marker of a 1D bar that lies in $\Omega = (0, L)$. We consider a simple model of evolution with only elasticity and fracture

where the total energy writes

$$\begin{aligned}\mathcal{E}_{total}(u, v) &= \mathcal{E}_{el}(v, u') + \mathcal{E}_S(v) \\ &= \frac{1}{2} \int_{\Omega} (v^2 + \eta) K (u')^2 dx + \int_{\Omega} \varepsilon (v')^2 + \frac{(1-v)^2}{4\varepsilon} dx,\end{aligned}$$

where $K > 0$ is a fixed Young modulus and where the primes denote derivatives with respect to x . The bar is crack-free at $t = 0$ and thus $v(x, 0) = 1$. It is fixed at $x = 0$, while a uniform traction $u(L, t) = tL$ is applied at the other extremity. If u' is close to a constant at time t , say $u'(x, t) \sim t$, then the Euler-Lagrange optimality condition for minimization of the total energy with respect to v amounts to solving

$$v'' - \left(\frac{1}{4\varepsilon^2} + \frac{Kt^2}{2\varepsilon} \right) v + \frac{1}{4\varepsilon^2} = 0,$$

the solution of which is

$$v(x, t) = C_1 e^{-\frac{x\sqrt{2}\sqrt{4Kt^2\varepsilon+2}}{4\varepsilon}} + C_2 e^{\frac{x\sqrt{2}\sqrt{4Kt^2\varepsilon+2}}{4\varepsilon}},$$

with

$$C_1 := \frac{e^{\frac{L\sqrt{2}\sqrt{4Kt^2\varepsilon+2}}{4\varepsilon}} - 1}{(2kt^2\varepsilon + 1) \left(e^{-\frac{L\sqrt{2}\sqrt{4Kt^2\varepsilon+2}}{4\varepsilon}} - e^{\frac{L\sqrt{2}\sqrt{4Kt^2\varepsilon+2}}{4\varepsilon}} \right)},$$

and

$$C_2 := \frac{e^{-\frac{L\sqrt{2}\sqrt{4Kt^2\varepsilon+2}}{4\varepsilon}} - 1}{(2kt^2\varepsilon + 1) \left(e^{-\frac{L\sqrt{2}\sqrt{4Kt^2\varepsilon+2}}{4\varepsilon}} - e^{\frac{L\sqrt{2}\sqrt{4Kt^2\varepsilon+2}}{4\varepsilon}} \right)}.$$

These profiles are indeed what one obtains in the course of the numerical computations according to the algorithm described above, until t reaches a sufficiently large value so that the term $\int_{\Omega} (v^2 + \eta) K (u')^2 dx$ dominates $\int_{\Omega} \frac{(1-v)^2}{4\varepsilon} dx$ in the energy, see Figures 2, 3 and 4 (we use the same parameters as in [5] by Bourdin). Note that, due to the presence of the exponentials in the expression of v , these profiles vary significantly near the extremities $x = 0$ and $x = L$ of the beam, but are quite flat otherwise, and do not correspond

to the picture of a generalized crack as that depicted in Figure 1. Further, the corresponding states u, v are only local minima, as one can build states with lower total energy, as the examples below show. We note that choosing ε smaller does not improve the situation for that matter. This hurdle had been noticed earlier by Bourdin [2], [3], who suggested to complement the numerical algorithm with a supplementary step called backtracking, where after each iteration in time, one imposes a necessary condition derived from the definition (24) of the discrete-time evolution. We extend this idea in the context of our models, where plasticity and viscous dissipation may occur as well.

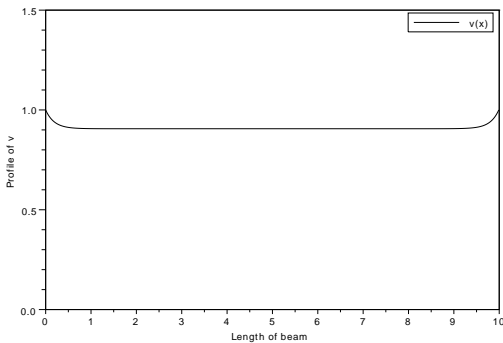


Figure 2: Profile of $v(t, \cdot)$ during an elastic evolution with fracture at time $t = 4$.

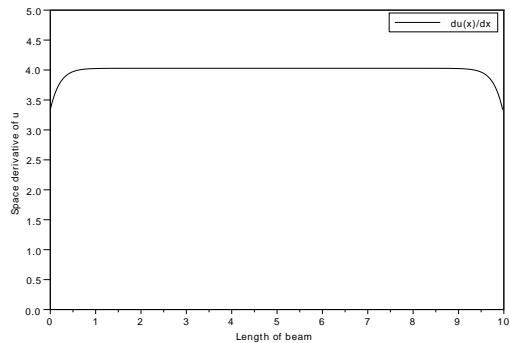


Figure 3: Profile of $u'(t, \cdot)$ during an elastic evolution with fracture at time $t = 4$.

4.1.2. Backtracking

Because the loading is monotonous, if (u_h^n, p_h^n, v_h^n) is a solution of (24) at time t_h^n , then $(\frac{t_h^j}{t_h^n} u_h^n, \frac{t_h^j}{t_h^n} p_h^n, v_h^n)$ is admissible at time t_h^j . Thus, we must have

$$\mathcal{E}_{total}(u_h^j, p_h^j, v_h^j) \leq \mathcal{E}_{total}((\frac{t_h^j}{t_h^n} u_h^n, \frac{t_h^j}{t_h^n} p_h^n, v_h^n)). \quad (26)$$

Numerically we check this condition for all $t_h^j \leq t_h^n$. If there exists some j such that this condition is not verified (u_h^j, p_h^j, v_h^j) cannot be a global minimizer for time t_h^j ; and we backtrack to time t_h^j for the alternate minimization algorithm with initialization $v_{(m=0)}^j = v_h^n$ and $p_{(l=0)}^j = p_h^{j-1}$.

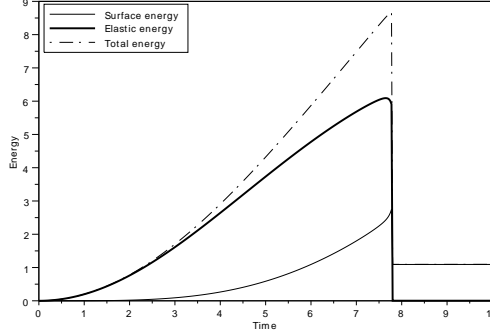


Figure 4: Evolution of the total, elastic, and surface energies for the 1D traction experiment without backtracking.

5. Dissipation phenomena appearing during deformation - 1D and 2D numerical experiments

In this section, we study some evolution problems for Models 1-3 in terms of their mechanical parameters, to check if during evolution several dissipation phenomena can be observed.

5.1. 1D-traction numerical experiments with fracture

We consider a beam $\Omega = (0, L)$ of length L , the Young modulus $K > 0$. It is clamped at $x = 0$. A Dirichlet boundary condition $u(L, t) = tL$ is imposed at its right extremity $x = L$. At each time step t_h^n we use P1-elements to approximate u and v , and P0-elements for p .

5.1.1. Elasto-perfectly plastic case with fracture

If we take $\beta_1 = 0$ in Model 1 or $\beta_2 = 0$ in Model 2, these models reduce to perfect plasticity with numerical fracture.

$$\min_{(z, q, \varphi) \in \mathcal{B}(t_h^n)} \mathcal{E}_{el}(\varphi, E(z) - q) + \mathcal{E}_p(q, p_h^{n-1}) + \mathcal{E}_S(\varphi). \quad (27)$$

In this example, we illustrate the importance of the backtracking step. We apply the alternate minimization algorithm without backtracking with the following parameters: $L = 10$, $K = 4$, $\tau = 1.5$, the space discretization mesh size $\Delta x = 0.015$, the time step $h = 0.025$, $\eta = 10^{-6}$, $\varepsilon = 0.094$. With this choice of parameters, we observe in Figure 5 that if the beam is elastic

($v = 1, p = 0$) at time $t = 0$, it remains elastic until the time $t \simeq 0.5$ when the beam becomes plastic, then a crack appears at $t \simeq 3$. Because the loading is monotonous, if the system is crack free at $t = 0$ and if $p = 0$, it should remain in the elastic regime until the stress reaches the yield surface or until a crack appears. It is easy to check that if there is no crack, the yield stress should be reached at time $t_p = \tau/K$, while if there is no plastic deformation, a crack should appear at time $t_c = \sqrt{2/KL}$. With the given choice of parameters, we obtain $t_p = 0.375$ and $t_c = 0.224$. When we compare with Figure 5, we see that the beam deforms elastically until plastic deformation takes place at time $t \simeq 0.5$, far from the predicted value. Figure 6 shows the same traction experiment computed with the backtracking step. We see that the elastic medium cracks at the computed time $t \simeq 0.25$ which is close to the expected theoretical crack time $t_c = 0.224$. Before plastic deformation takes place. We now change the plastic parameter to $\tau = 0.8$ so that the expected plastic

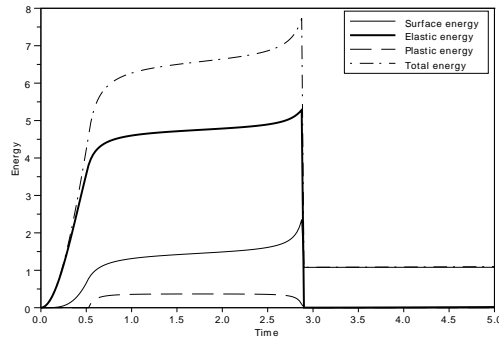


Figure 5: Evolution of the total, elastic, plastic and surface energies for the 1D traction experiment without backtracking, $\tau = 1.5$.

time should be $t_p = 0.2$. Figure 7 shows that, as expected since now $t_p < t_c$, plastic deformation occurs first. As this model does not allow the elastic energy to grow once plastic deformation has taken place, no crack appears after t_p . In all the following experiments, the backtracking strategy is used. In the sequel, the same discretization parameters are used, and the Young Modulus is chosen as in 5.1.1.

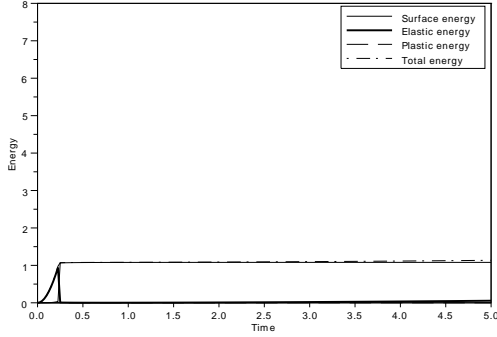


Figure 6: Evolution of the total, elastic, plastic and surface energies for the 1D traction experiment with backtracking, $\tau = 1.5$.

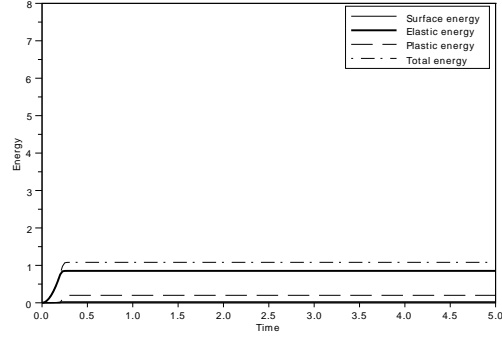


Figure 7: Evolution of the total, elastic, plastic and surface energies for the 1D traction experiment with backtracking, $\tau = 0.8$.

5.1.2. Model 1 - Elasto-plastic model with visco-elasticity and fracture.

As can be seen, Model 1 can express the various dissipation mechanisms: elasto-plasticity only (Figure. 8), elasticity with fracture (Figure. 9), viscoelasticity with fracture (Figure. 10), and elasto-visco-plasticity with fracture (Figure. 11).

5.1.3. Model 2 - The elasto-viscoplastic model with fracture

We cannot exclude complex regimes, however, in all our numerical experiments, we only observed that after the initial elastic regime, either plastic deformation takes place (Figure 12), or a crack may appear (Figure 13).

5.1.4. Model 3- Elasto-plastic model with linear kinematic hardening and fracture.

We choose the hardening parameter $k = 0.5$. For $\tau = 1$, the Figure 14 shows the elastic behavior with fracture. For $\tau = 0.7$, the medium firstly plastifies and then cracks as depicted in Figure 15. Indeed, kinematic hardening allows the translation of the yield surface and thus the elastic energy can increase after the plastification, so that cracks can appear.

5.2. 2D-traction numerical experiments-Model 3

From the numerical 1D-traction experiments of Models 1-3 we conclude that the Models 1 and 3 are those allowing the more complex evolutions,

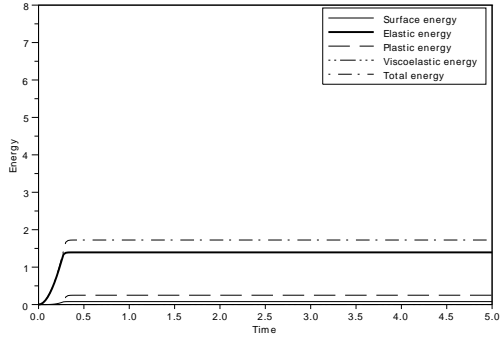


Figure 8: Evolution of the total, elastic, plastic, viscoelastic and surface energies for the 1D traction experiment with backtracking, $\tau = 1$, $\beta_1 = 0.01$.

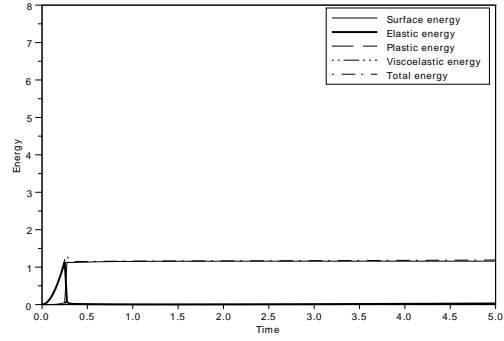


Figure 9: Evolution of the total, elastic, plastic, viscoelastic and surface energies for the 1D traction experiment with backtracking, $\tau = 1.5$, $\beta_1 = 0.0001$.

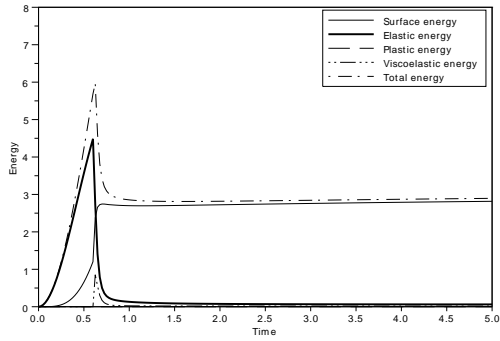


Figure 10: Evolution of the total, elastic, plastic, viscoelastic and surface energies for the 1D traction experiment with backtracking, $\tau = 5$, $\beta_1 = 0.01$.

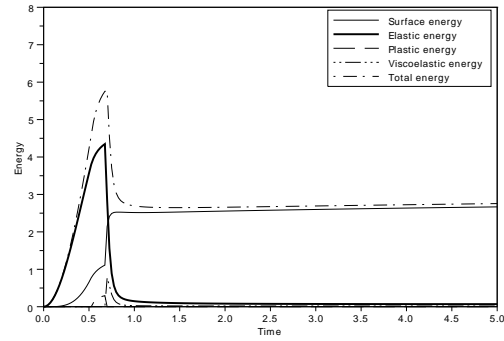


Figure 11: Evolution of the total, elastic, plastic, viscoelastic and surface energies for the 1D traction experiment with backtracking, $\tau = 1.5$, $\beta_1 = 0.01$.

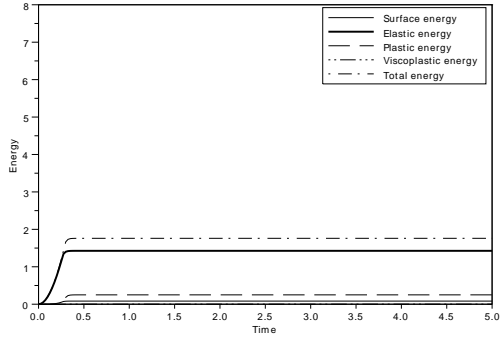


Figure 12: Evolution of the total, elastic, plastic, viscoplastic and surface energies for the 1D traction experiment with backtracking, $\tau = 1$, $\beta_2 = 0.1$.

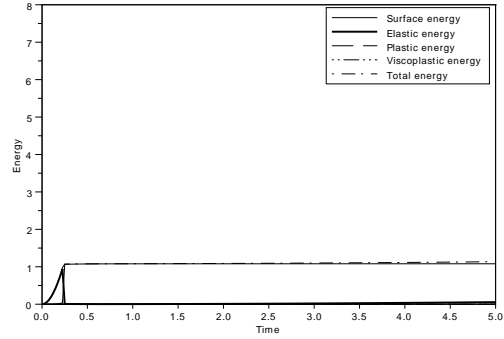


Figure 13: Evolution of the total, elastic, plastic, viscoplastic and surface energies for the 1D traction experiment with backtracking, $\tau = 1$, $\beta_2 = 1$.

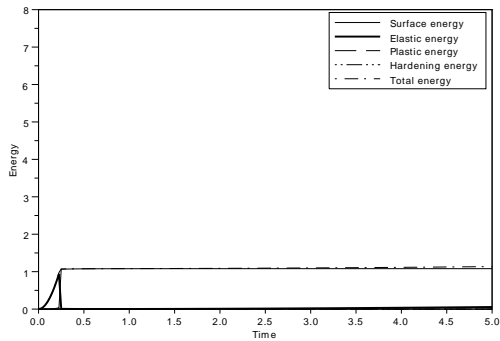


Figure 14: Evolution of the total, elastic, plastic, hardening and surface energies for the 1D traction experiment with backtracking, $\tau = 1$.

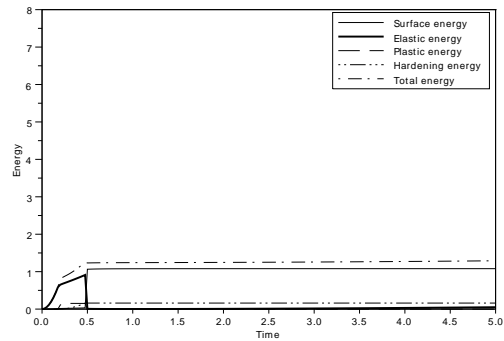


Figure 15: Evolution of the total, elastic, plastic, hardening and surface energies for the 1D traction experiment with backtracking, $\tau = 0.7$.

as all their dissipative mechanisms can be expressed. Those two models have the capacity to plastify the body and then crack during evolution. This behavior strongly depends on the choice of the mechanical parameters. Here, we illustrate the behaviour of Model 3 in 2D traction numerical experiments.

We remark that contrarily to the 1D case, the minimization with respect to p is not explicit. We compute p with a standard gradient descent method. We consider a beam of length L , and cross section $S = 1$ (so that $\Omega = (0, L) \times (0, 1)$), which is clamped at $(x, y) = (0, y)$ for $y \in (0, S)$. The elastic parameters are the Young modulus K and ν the Poisson coefficient. The elastic matrix A is defined via Lamé's coefficients associated with K and μ . For $y \in (0, S)$, we impose at time t_h^n a constant displacement $t_h^n W_0 = (t_h^n U_0, 0)$ with $U_0 > 0$ at the right extremity $(x, y) = (L, y)$ of the beam. We consider the hardening tensor B as a diagonal matrix $B = k\mathbb{I}_2$ with $k > 0$ a hardening parameter. We report numerical experiments with the following parameters: $h = 0.1$, $\Delta x = 0.05$, $\varepsilon = 0.25$, $K = 10$, $k = 100$, $\tau = 1$, $\nu = 0.252$, $U_0 = 1$. The evolution of Model 3 shows that with this

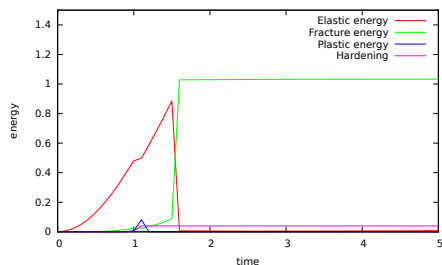


Figure 16: Evolution of the elastic, plastic, hardening and surface energies for the 2D traction experiment with backtracking.




Figure 17: Profile of the $v(t, \cdot)$ -fracture approximation at time $t=5$.



Figure 18: Profile of the matrix norm of plastic strain $|p(t, \cdot)|$ at time $t=5$, ($|p(t, \cdot)| = 0.008$ (yellow), $|p(t, \cdot)| = 0.009$ (green)).

choice of parameters the material is deformed plastically and then cracks. We reproduce qualitatively the same behavior as that the of 1D traction experiment of 5.1.4 (see Figure 16). In Figure 17, the yellow zone represents the cracked zone. The magenta zone represents the crack-free zone where $v \sim 1$ (see also Figure 18 for plastic strain p).

5.3. Numerical simulation of the Peltzer and Tapponnier plasticine experiment

Using Model 3, we reproduce numerically the first stages of the plasticine experiment, see Figure 19. This experiment is meant to model the action of India (as an indenter) on the Tibetan Plateau.

We consider a square domain $\Omega = (0, 1) \times (0, 1)$, that represents the layer of plasticine, see Figure 20.

At time t_h^n , the indenter is modeled by a Dirichlet boundary condition $u = t_h^n U_0 = (0, t_h^n U_0)$ with $U_0 > 0$ on $\partial\Omega_3$. We set $u = 0$ on $\partial\Omega_6$ and $u \cdot \vec{n} = 0$ on $\partial\Omega_1$. We use following parameters: $h = 0.05$, $\Delta x = 0.017$, $\varepsilon = 0.15$, $K = 100$, $k = 100$, $\tau = 1$, $\nu = 0.252$, $U_0 = 1$. In Figure 21 we show the fracture profile at $t = 2$, which is in good agreement with the plasticine experiment. In Figure 22, we observe that Model 3 deforms plastically the layer of plasticine and then cracks. Figure 23 indicates the regions of plastic deformation at time $t = 2$.

6. Conclusion

In this work, we study 3 models of evolution for materials that can exhibit several dissipation mechanisms: fracture, plasticity, viscous dissipation. The evolution is defined via a time discretization: at each time step, we seek to minimize a global energy with respect to the variables (u, p, v) . We have reported numerical experiments that show that Models 1 and 3 are most versatile: in particular we can observe evolutions where such materials become plastic and then crack

In a forthcoming work, we show that we can pass to the limit in Model 1 as time step tends to 0 and give an existence result for a continuous evolution (E1)-(E6).

Acknowledgements

The authors wish to express their gratitude to G. Francfort for the fruitful and enlightening discussions. This work has been supported by a grant from Labex OSUG@2020 (Investissements d'avenir ANR10 LABX56).



Figure 19: Tapponnier and Peltzer's indentation experiment.

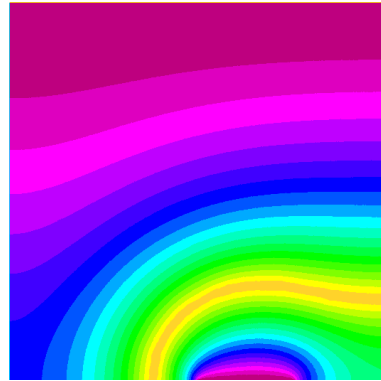


Figure 21: Profile of the $v(t, \cdot)$ -fracture approximation at time $t=2$.

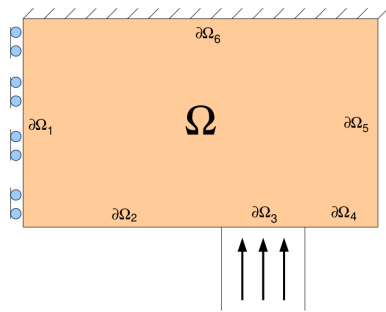


Figure 20: Domain Ω with boundary partition.

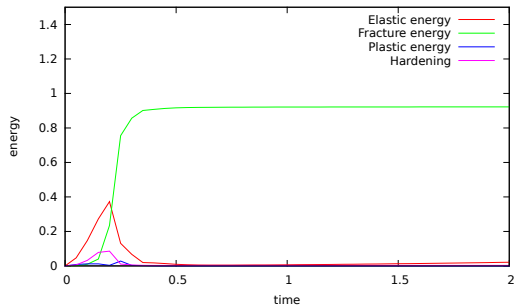


Figure 22: Evolution of the elastic, plastic, hardening and surface energies for the 2D plasticine experiment with back-tracking.




Figure 23: Profile of the matrix norm of plastic strain $|p(t, \cdot)|$ at time $t=2$. ($|p(t, \cdot)| = 0.01$ (blue), $|p(t, \cdot)| = 0.003$ (green)).

Bibliography

- [1] L. Ambrosio et V.M. Tortorelli, *Approximation of functionals depending on jumps by elliptic functionals via Γ -convergence*. Comm. Pure Appl. Math., XLIII, 999–1036, 1990.
- [2] B. Bourdin, *Numerical implementation of the variational formulation of brittle fracture*. Interfaces Free Bound. 9, 411-430, 2007.
- [3] B. Bourdin, *Une formulation variationnelle en mécanique de la rupture, théorie et mise en oeuvre numérique*. Thèse de Doctorat, Université Paris Nord, 1998.
- [4] B. Bourdin, G. Francfort and J.J. Marigo, *Numerical experiments in revisited brittle fracture*. J. Mech. Phys. Solids 48, no. 4, 797–826, 2000.
- [5] B. Bourdin, G. Francfort and J.J. Marigo, *The variational approach to fracture*. J. Elasticity 91, no. 1-3, 2008.
- [6] P. England and G. Houseman, *Extension during continental convergence, with application to the Tibetan plateau*. J. Geophys. Res. 94, 17561-17579, 1989.
- [7] P. England and P. Molnar, *Active deformation of Asia: from kinematics to dynamics*. Science 278, 647-650, 1997.

- [8] L. C. Evans, *Partial differential equations*. Graduate studies in Mathematics, AMS, Rhode Island, 1998.
- [9] G. Francfort and J.J. Marigo, *Stable damage evolution in a brittle continuous medium*. European J. Mech. A Solids 12, no. 2, 149–189, 1993.
- [10] B.Halphen and Q.S. Nguyen, *Sur les matériaux standard généralisées*. J.Méca.14, 39-63, 1975.
- [11] C. J. Larsen, C. Ortner, E. Suli, *Existence of solutions to a regularized model of dynamic fracture*. Mathematical Models and Methods in Applied Sciences 20 , p. 1021-1048. 2010.
- [12] G. Peltzer and P. Tapponnier, *Formation and evolution of strike-slip faults, rifts, and basins during the India-Asia collision: An experimental approach*. Journal of geophysical research, vol. 93, no. B12, pages 15,085-15,117, 1988.
- [13] P.L.Taltec, *Numerical Analasis of Viscoelastic Problems*. Masson, France, 1990.