



HAL
open science

Experimental investigation of relaxation oscillations resonance in mode-locked Fabry-Perot semiconductor lasers

Vincent Roncin, Julien Poette, Jean-François Hayau, Pascal Besnard, Jean-Claude Simon, F. van Dijk, Alexandre Shen, Guang-Hua Duan

► **To cite this version:**

Vincent Roncin, Julien Poette, Jean-François Hayau, Pascal Besnard, Jean-Claude Simon, et al.. Experimental investigation of relaxation oscillations resonance in mode-locked Fabry-Perot semiconductor lasers. SPIE Photonics Europe, Apr 2008, Strasbourg, France. pp.69971X, 10.1117/12.781629 . hal-00989911

HAL Id: hal-00989911

<https://hal.science/hal-00989911>

Submitted on 19 May 2014

HAL is a multi-disciplinary open access archive for the deposit and dissemination of scientific research documents, whether they are published or not. The documents may come from teaching and research institutions in France or abroad, or from public or private research centers.

L'archive ouverte pluridisciplinaire **HAL**, est destinée au dépôt et à la diffusion de documents scientifiques de niveau recherche, publiés ou non, émanant des établissements d'enseignement et de recherche français ou étrangers, des laboratoires publics ou privés.

Experimental investigation of relaxation oscillations resonance in mode-locked Fabry-Perot semiconductor lasers

V. Roncin*, J. Poëtte, J-F. Hayau, P. Besnard, J-C. Simon¹ and F. Van Dijk, A. Shen and G-H. Duan²

¹CNRS UMR 6082 Foton, Enssat 6 rue de Kerampont, F-22300 Lannion Cedex, France

²Alcatel-Thales III-V Lab, Route Départementale 128, F-91767 Palaiseau Cedex, France

Abstract

We propose in this communication an experimental study of the relaxation oscillations behavior in mode-locked lasers. The semiconductor self-pulsating laser diode is composed by two gain sections, without saturable absorber. It is made of bulk structure and designed for optical telecommunication applications. This specific device allows two different regimes of optical modulation: the first one corresponds to the resonance of the relaxation oscillations and the second one, to the mode-locking regime at FSR value. This singular behavior leads us to characterize the self-pulsations which are coexisting in the laser and to describe two regimes of output modulation: the first one appears thanks to the resonance of the oscillation relaxation and the other one corresponds to the FSR of the Fabry-Perot laser at 40 GHz.

1 INTRODUCTION

Recent advances in semiconductor lasers sources propose new devices allowing to generate high-frequency optical pulsed sources compatible with optical communications requirements. This type of lasers is based on passive mode-locking at the frequency imposed by the laser geometry [1] and particularly imposed by the length of the cavity. The telecommunication applications such as high bit-rate optical transmitter demand very stable and high spectral purity mode-locked lasers based on self-pulsation process [2]. Other specific applications such as all-optical regeneration [3] impose specific optical injection properties for the all-optical clock recovery stage at high frequencies above 40 GHz [4,5]. This all-optical telecommunication context require high performances without electrical modulation neither external feedback. One of the most

*Corresponding author information

E-mail: vincent.roncin@enssat.fr,

Telephone: +33 (0)2 96 46 91 50

studied self-pulsating lasers is designed using multi-sections allowing the combination of optical properties such as phase control and wavelength tuneability [6]. Recently, it has been proposed a simple Fabry-Perot semiconductor laser offering high-speed optical performances characterized by short pulses generation compatible with telecommunication applications [7, 8]. The principle of the self-pulsating process is partially described in the literature [9] but without a clear explanation of the mode-locking starting. Furthermore, classical references on passive mode-locking process in lasers [10] and particularly in semiconductor lasers [11] describe it in one hand thanks to the saturable absorption allowing a passive phase selection of the optical modes, and on the other hand, thanks to an internal modulation or perturbation at the harmonic frequency of the Free Spectral range (FSR) [12, 13]. Thus, the origin of the self-pulsation in multimode semiconductor lasers without saturable absorber is usually attributed to nonlinear mechanisms of interaction similar to wave-mixing between the optical modes in the gain region. We propose in this paper a pure experimental study of the self-pulsating semiconductor lasers starting and the behavior of the relaxation oscillations. We described firstly the self-pulsating laser provided in the frame-work of the French research program ROTOR and particularly their dynamic properties at 42 GHz. Spectral and time domain analysis of the output optical modulation is observed at the relaxation frequency and at the FSR frequency. Then, we propose a study of the coexistence of both type of modulations induced by two different process observed simultaneously in the laser.

2 SELF-PULSATING LASER CHARACTERISATION

The laser studied in the following experimental report is a Fabry-Perot Bulk semiconductor laser with a length of about $970 \mu\text{m}$ emitting over a bandwidth of 10 nm at 3 dB centered at $1.6 \mu\text{m}$ [14]. The ridge waveguide, which is $1.3 \mu\text{m}$ wide over two gain sections, is buried with bulk p-doped InP. The two sections are electrically isolated from the others by ion implantation of the inter-electrode regions. The principal section designated at *S1* corresponds to about 90% of the laser length. The secondary section is 10% of the laser length and will be called in the following *S2*. Firstly we realized the basic characterisation of the laser output power with a laser threshold I_{th}^L corresponding to a couple of current values equal to 18 mA in the *S1* and 0 mA in the *S2*: $\{I_1, I_2\} = \{18, 0\}$. The self-pulsating threshold I_{th}^{SP} has been measured at about 4-times I_{th}^L corresponding to a value of 73 mA. We observed that it is necessary to polarize the *S2* in order to induce self-pulsations. Nevertheless, the current in the *S2* does not modify the laser threshold when it is higher than 4 mA. Let's stress that the *S2* does not behave as a saturable absorber because it is definitely a gain section, identical to the *S1*. Figure 2 shows the classical autocorrelation trace of the optical pulse-train with a deconvoluted value of 5.5 ps for the pulsewidth and a repetition rate around 25 ps corresponding to a frequency of about 40 GHz. This value is close to the value of the FSR of the Fabry-Perot cavity. This temporal trace was obtained without any optical bandwidth filtering of the laser spectrum. Moreover we have been able to obtain shorter pulsewidth by using narrowband optical filters. The filter allows the chirp influence to be reduced and the pulsewidth to be close to the Fourier Transform limit. This point implies that the mode-locking of the optical modes present a chirp according to the wideness of the spectrum.

In this paper, we propose a characterization of the self-pulsation process. This measurement is obtained thanks to an electrical spectrum analyzer. The relaxation frequency

evolution is directly measured in the band of the electrical spectrum analyzer corresponding to a frequency limitation at 8 GHz. Besides, the self-pulsation modulation at 42.2 GHz is too high for our equipment. So we resolved this by using a specific frequency converter which transposes the high frequency in the the band of the analyzer. The narrowest electrical linewidth obtained with our device is presented in figure 2, when the laser is self-pulsating. The width of about 100 KHz corresponds to a very high spectral purity of the optical modulation at 42.2 GHz. This result is obtained for the couple of current values in the $S1$ and $S2$ {100,40}. Figure 2 gives the evolution of the linewidth at a fixed current in the principal gain section $S1$ when a variable current is injected in the gain section $S2$. It shows clearly that the linewidth is varying within 2 orders of magnitude and that is very sensitive to the current value.

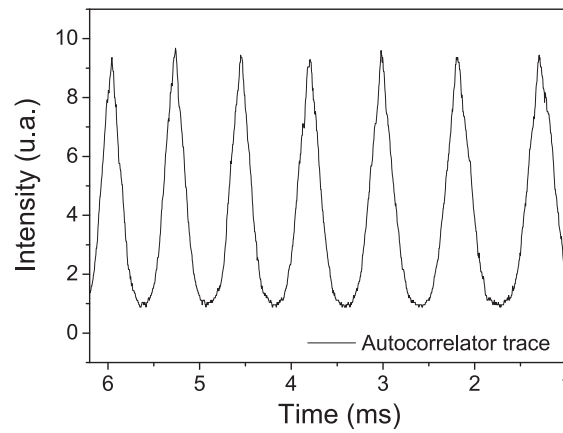


Figure 1: Autocorrelation trace when the laser is self-pulsating at 40 GHz: the deconvoluted pulsewidth is 5.5 ps.

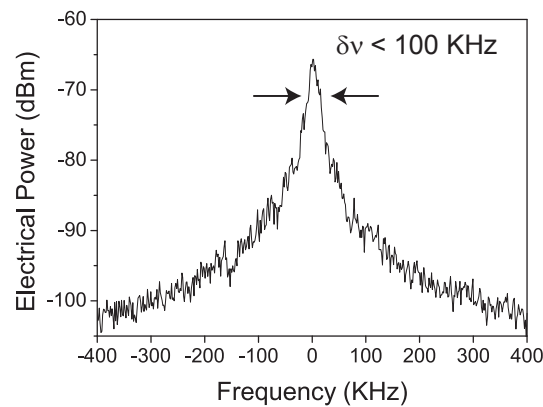


Figure 2: Electrical bandwidth of the self-pulsation. The narrowest modulation is about 100 KHz at a frequency of 42.2 GHz for the couple of current {100,40}.

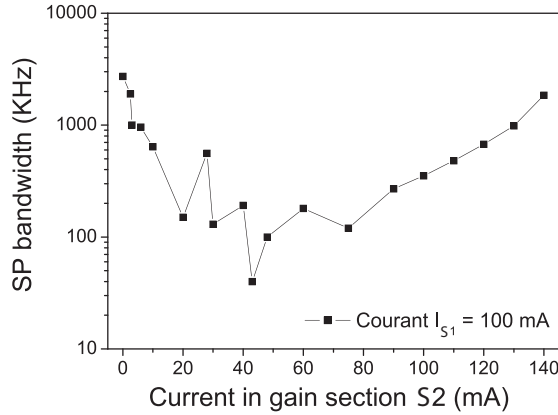


Figure 3: Evolution of the modulation bandwidth when the current of the secondary gain section $S2$ is varying and the current in $S1$ is fixed. The minimum linewidth is less than 100 KHz for 40 mA in $S2$.

The high threshold observed for the self-pulsation as compared to the low laser threshold allows the laser relaxation frequency resonance to be studied, in the range of current for $S1$: $[I_{th}^L, I_{th}^{SP}]$. In the following part using both the electrical spectrum analyzer and a real-time oscilloscope the resonance of the relaxation oscillations, which is leading to a deep optical modulation, are analyzed by using an electrical spectrum analyzer and a high-bandwidth oscilloscope.

3 HIGH RESONANCE OF THE RELAXATION OSCILLATIONS

3.1 Frequency and Time domain observation

This section is devoted to the analysis in the time and spectral domain of the resonance induced by the carrier relaxation. Former works have already proposed numerical studies and experimental observations of oscillation resonance due to carrier relaxation in semiconductor lasers [15, 16] or due to optical feedback in coupled cavity [17]. This phenomena leads to an output self-pulsation allowing to generate an optical modulation enhanced by a resonance effect. In our laser, an important optical modulation at the characteristic relaxation frequency is observed both in the time domain using a real time oscilloscope with a wide bandwidth up to 4 GHz and simultaneously in the frequency domain using an electrical spectrum analyzer. The observations of the phenomena are plotted in figure 3.1. The curves on the left hand figure presents the peak of resonance at f_{relax} and the harmonics. The curves on the right hand figure present the corresponding modulation observed in the time domain. We show the evolution of the phenomena by increasing the current in $S1$ for a fixed current in $S2$ equal to few milliamps. The modulation observed in the time domain appears for $I_{S1} \approx 40$ mA, under the self-pulsation threshold I_{th}^{SP} , and disappears as soon as I_{S1} is reaching the I_{th}^{SP} value. Besides, the relaxation frequency is moving with the injected current in $S1$ in accordance with the behavior proper to semiconductor bulk lasers [18].

3.2 Optical domain observation

The characterization of the resonance is made thanks to an optical spectrum analysis with 10 pm of resolution and high sensitivity equipment. Figure 3.2 shows the optical spectrum of the laser under the self-pulsating threshold at the maximum of optical power. A modulation of the Fabry-Perot modes is clearly observed. The experimental measurement of the modulation gives a value close to the relaxation frequency. The limited accuracy of the equipment does not allow a precise measurement of the frequency in the optical spectral domain. On the other hand, it is possible to observe that the over-modulation seems to be disymmetrical with regard to the Fabry-Perot peaks. In figure ??, the optical spectrum of the laser is given, at the same wavelength, above the self-pulsating threshold. Regarding to the symmetry of the modulation lines with the Fabry-Perot modes we deduce that they are in phase with the modulation at the relaxation frequency.

These results allow us to understand the phase correlation process at the FSR frequency. Such as it has been proposed in the laser theory of mode-locking without saturable absorption [19], the gain modulation at a harmonic frequency of the FSR leads to lock in phase the optical modes. Thus, the quality of the mode-locking is enhanced thanks to the nonlinearities in the laser [20] and the estimation of the phase correlation is deduced from phase noise measurement [21]. In the following section we propose an additional result allowing to synthesize the coexisting of the two modulations in the lasers and to describe the transfer of power between relaxation oscillation and self-pulsation at the FSR.

4 THE SELF-PULSATION AT THE FSR

We propose hereafter to synthesize the experimental observations by plotting the power evolution of the relaxation oscillations resonance and comparing it with the evolution of the self-pulsation modulation. We change the peak powers of the modulations by varying the drive current in $S1$ with a fixed current of 2 mA in $S2$. The results are presented in figure 4. Two different regimes are clearly observed: the first one corresponds to a current I_1 under I_{th}^{SP} equal to 73 mA and the second one to the above I_{th}^{SP} . These two regimes are both characterized by the presence of a strong optical modulation: in the first one, at the relaxation frequency and in the second one, at the FSR frequency. In the first range of current, the resonance of the relaxation oscillations is increasing until a saturation which is then stopped in close to the Self-pulsation threshold I_{th}^{SP} . Thanks to this comparison, we show that when the self-pulsation at the FSR reaches a sufficient value, the modulation at the relaxation frequency decreases. Thus, when the self-pulsation regime starts, the relaxation oscillations disappear. Nevertheless this singular optical modulation transfer does not allow further hypothesis about a possible correlation between the two self-pulsation regimes.

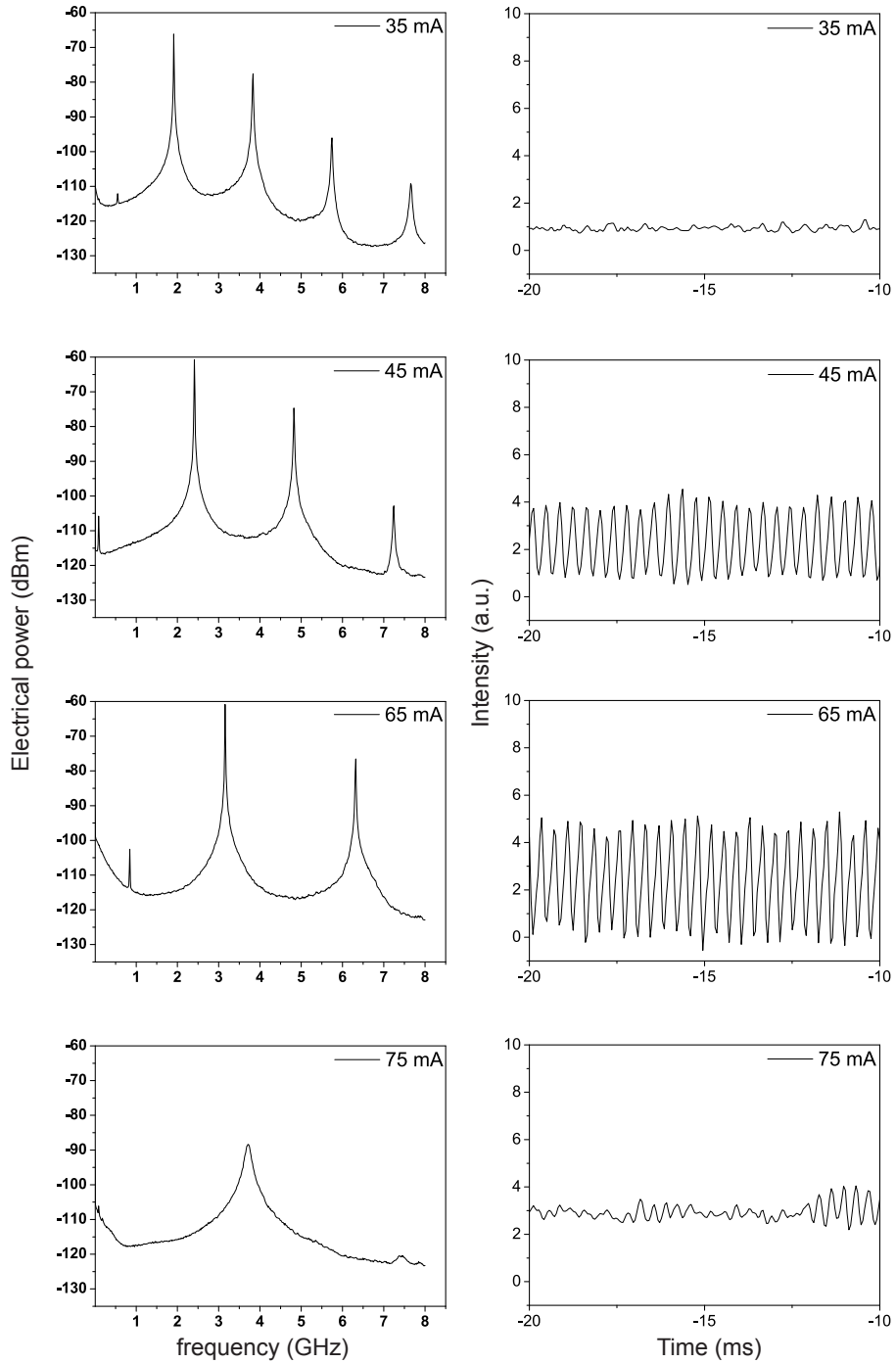


Figure 4: Frequency and time domain experimental analysis of the resonance of the relaxation oscillations and its harmonics in the self-pulsating Fabry-Perot laser. The increase of the current in the $S1$ is changing the magnitude of the modulation. The current in the secondary gain $S2$ is fixed to 2 mA.

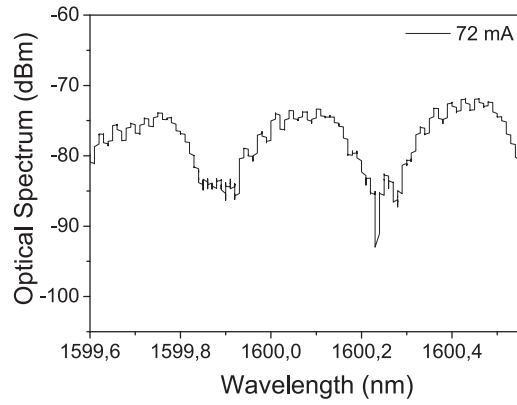


Figure 5: Optical spectrum observation of the Fabry-Perot modes under the self-pulsation threshold I_{th}^{SP} . $I_1 = 72$ mA and $I_2 = 2$ mA. The modulation is observed on the spectrum thanks to the 10 pm of resolution for the optical spectrum analyzer

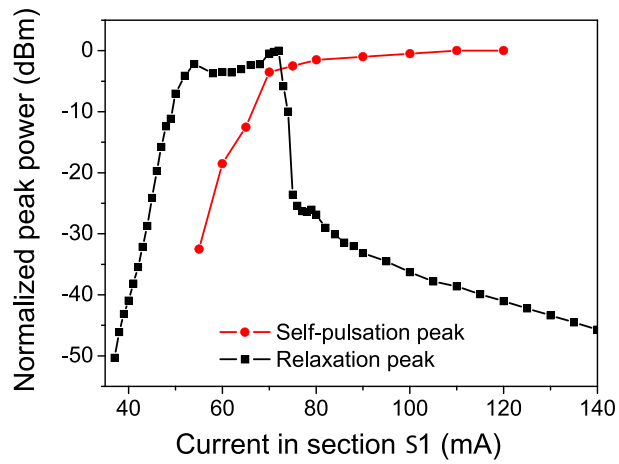


Figure 6: Experimental measurement of the electrical power evolutions of the coexisting optical modulations. The self-pulsation modulation at the FSR frequency (circles) and the modulation induced at the resonance of the relaxation oscillations (squares).

5 CONCLUSION

We reported an experimental investigation of the self-pulsating process in a Fabry-Perot laser made of bulk semiconductor structure. The high resonance of the relaxation oscillations under the mode-locking threshold and the birth of the self-pulsation regime at the FSR frequency are experimentally observed. The particularly high self-pulsation threshold at the FSR frequency, equal to 4-times the laser threshold, allow us a fine comparison between the two coexisting regimes of output modulations. We particularly propose results on an hypothetical transfer of modulation from relaxation oscillation to self-pulsation.

6 acknowledgments

This work has been supported by the "Région Bretagne" and the "Ministère de la recherche" in the framework of the research programs DisTO and ROTOR. Foton is also supported by the European Found for Regional Development (FEDER). The authors want to specially thanks all the projects partners for fruitful discussions.

References

- [1] G. Pham and G.-H. Duan, "Self-pulsation in two-section DFB semiconductor lasers and its synchronization to an external signal," *IEEE Journal of Quantum Electronics*, vol. 34, no. 6, pp. 1000–1008, 1998.
- [2] C. Bobbert, J. Kreissl, L. Molle, F. Raub, M. Rohde, B. Sartorius, A. Umbach, and C. Jacumeit, "Compact 40 GHz RZ-transmitter design applying self-pulsating lasers," *Electronics Letters*, vol. 40, no. 2, pp. 134–135, 2004.
- [3] J.-C. Simon, L. Billes, A. Dupas, B. Kowalski, M. Henry, and B. Landousies, "All-optical regeneration," *24th European Conference on Optical Communication, ECOC 1998*, vol. 1, pp. 467–469 vol.1, 1998.
- [4] B. Sartorius, C. Bornholdt, O. Brox, H. Ehrke, D. Hoffmann, R. Ludwig, and M. Mohrle, "All-optical clock recovery module based on self-pulsating DFB laser," *Electronics Letters*, vol. 34, no. 17, pp. 1664–1665, 1998.
- [5] V. Roncin, A. O'Hare, S. Lobo, E. Jacqueline, L. Bramerie, P. Rochard, Q.-T. Le, M. Gay, J.-C. Simon, A. Shen, J. Renaudier, F. Lelarge, and G.-H. Duan, "Multi-data-rate system performance of a 40-GHz all-optical clock recovery based on a quantum-dot Fabry-Perot laser," *IEEE Photonics Technology Letters*, vol. 19, no. 19, pp. 1409–1411, 2007.
- [6] G.-H. Duan and P. Landais, "Self-pulsation in multielectrode distributed feedback lasers," *Photonics Technology Letters, IEEE*, vol. 7, no. 3, pp. 278–280, 1995.
- [7] C. Gosset, K. Merghem, A. Martinez, G. Moreau, G. Patriarche, G. Aubin, A. Ramdane, J. Landreau, and F. Lelarge, "Subpicosecond pulse generation at 134 GHz using a quantum-dash-based Fabry-Perot laser emitting at 1.56 μm ," *Applied Physics Letters*, vol. 88, no. 24, p. 241105, 2006. [Online]. Available: <http://link.aip.org/link/?APL/88/241105/1>

- [8] B. Lavigne, J. Renaudier, F. Lelarge, O. Legouezigou, H. Gariah, and G.-H. Duan, "Polarization-insensitive low timing jitter and highly optical noise tolerant all-optical 40-GHz clock recovery using a bulk and a quantum-dots-based self-pulsating laser cascade," *Journal of Lightwave Technology*, vol. 25, no. 1, pp. 170–176, 2007. [Online]. Available: <http://jlt.osa.org/abstract.cfm?URI=JLT-25-1-170>
- [9] M. Radziunas, H.-J. Wunsche, B. Sartorius, O. Brox, D. Hoffmann, K. Schneider, and D. Marcenac, "Modeling self-pulsating DFB lasers with an integrated phase tuning section," *IEEE Journal of Quantum Electronics*, vol. 36, no. 9, pp. 1026–1034, 2000.
- [10] A. E. Siegman and D. J. Kuizenga, "Simple analytic expression for AM and FM mode-locked in homogeneous lasers," *Applied Physics Letters*, vol. 14, no. 6, pp. 181–182, 1969. [Online]. Available: <http://link.aip.org/link/?APL/14/181/1>
- [11] H. Haus, "Theory of mode locking with a slow saturable absorber," *IEEE Journal of Quantum Electronics*, vol. 11, no. 9, pp. 736–746, 1975.
- [12] —, "Mode-locking of lasers," *IEEE Journal of Selected Topics in Quantum Electronics*, vol. 6, no. 6, pp. 1173–1185, 2000.
- [13] D. Jones, L. Zhang, J. Carroll, and D. Marcenac, "Dynamics of monolithic passively mode-locked semiconductor lasers," *IEEE Journal of Quantum Electronics*, vol. 31, no. 6, pp. 1051–1058, 1995.
- [14] F. Van Dijk, C. Gosset, J. Renaudier, F. Lelarge, R. Brenot, B. Rousseau, O. Legouezigou, F. Poingt, F. Pommereau, J.-L. Oudar, and G.-H. Duan, "Highly stable sub-picosecond pulse generation at 41GHz in a two-gain-section bulk active layer Fabry-Perot laser," in *proceedings of ECOC 2006*, vol. 3, no. We4.6.1. Cannes, France: 32nd European Conference on Optical Communications, september 2006, pp. 535–536.
- [15] K. Vahala, C. Harder, and A. Yariv, "Observation of relaxation resonance effects in the field spectrum of semiconductor lasers," *Applied Physics Letters*, vol. 42, no. 3, pp. 211–213, 1983. [Online]. Available: <http://link.aip.org/link/?APL/42/211/1>
- [16] S. Ovadia and K. Lau, "Low-frequency relative intensity noise in self-pulsating ridge-waveguide quantum-well lasers," *IEEE Photonics Technology Letters*, vol. 4, no. 4, pp. 336–339, 1992.
- [17] A. Tager and K. Petermann, "High-frequency oscillations and self-mode locking in short external-cavity laser diodes," *IEEE Journal of Quantum Electronics*, vol. 30, no. 7, pp. 1553–1561, 1994.
- [18] J. Poette, P. Besnard, L. Bramerie, and J.-C. Simon, "Highly-sensitive measurement technique of relative intensity noise and laser characterization," L. Cohen, Ed., vol. 6603, no. 1. SPIE, 2007, p. 66031R. [Online]. Available: <http://link.aip.org/link/?PSI/6603/66031R/1>
- [19] K. Vahala and A. Yariv, "Semiclassical theory of noise in semiconductor lasers—part II," *IEEE Journal of Quantum Electronics*, vol. 19, no. 6, pp. 1102–1109, 1983.

- [20] J. Renaudier, G.-H. Duan, J.-G. Provost, H. Debregeas-Sillard, and P. Gallion, "Phase correlation between longitudinal modes in semiconductor self-pulsating DBR lasers," *IEEE Photonics Technology Letters*, vol. 17, no. 4, pp. 741–743, 2005.
- [21] H. Tsuchida, "Wideband phase-noise measurement of mode-locked laser pulses by a demodulation technique," *Opt. Lett.*, vol. 23, no. 4, pp. 286–288, 1998. [Online]. Available: <http://ol.osa.org/abstract.cfm?URI=ol-23-4-286>