



HAL
open science

Evidence for a strong correlation between season-dependent nitrate and potassium uptake in two deciduous trees

Mickaël Delaire, Jean-Claude J.-C. Mauget, Francois F. Beaujard

► **To cite this version:**

Mickaël Delaire, Jean-Claude J.-C. Mauget, Francois F. Beaujard. Evidence for a strong correlation between season-dependent nitrate and potassium uptake in two deciduous trees. *Trees - Structure and Function*, 2014, pp.1-8. <10.1007/s00468-014-0990-5>. <hal-00988415>

HAL Id: hal-00988415

<https://hal.science/hal-00988415v1>

Submitted on 7 May 2014

HAL is a multi-disciplinary open access archive for the deposit and dissemination of scientific research documents, whether they are published or not. The documents may come from teaching and research institutions in France or abroad, or from public or private research centers.

L'archive ouverte pluridisciplinaire HAL, est destinée au dépôt et à la diffusion de documents scientifiques de niveau recherche, publiés ou non, émanant des établissements d'enseignement et de recherche français ou étrangers, des laboratoires publics ou privés.



HAL Authorization

Evidence for a strong correlation between season-dependent nitrate and potassium uptake in two deciduous trees

Mickaël Delaire · Jean-Claude Mauget ·
François Beaujard

Received: 15 October 2013 / Revised: 22 January 2014 / Accepted: 30 January 2014
© Springer-Verlag Berlin Heidelberg 2014

Abstract

Key message Nitrate and potassium uptake are strongly correlated in deciduous trees from bud break to leaf fall. A conceptual model for potassium cycling is proposed to explain this result.

Abstract We have studied the correlation between nitrate and potassium uptake in spring and autumn in two deciduous tree species: walnut and sycamore maple. Two-year-old trees were transplanted in early spring and cultivated on hydroponic recirculating nutrient solution systems in a greenhouse. Uptake of nitrate and potassium was surveyed daily during three consecutive weeks in mid-spring (i.e. during vegetative growth) and mid-autumn (i.e. during bud dormancy). Nitrate and potassium uptake was expressed per unit tree leaf area to account for tree size effect. Our results show that nitrate was much more absorbed than potassium in both species and its uptake remained nearly the same in spring and autumn. Contrary to this, potassium uptake was strongly reduced in autumn as a consequence of

a strong reduction in vegetative growth. Although potassium uptake was strongly affected by seasonal variation in vegetative growth demand in both species, a positive and strong correlation between nitrate and potassium uptake was maintained in both species whatever the season. Essentially, any reduction in nitrate uptake as a consequence of decrease in nitrate availability in nutrient solution induced concomitantly a reduction in potassium uptake even if its concentration in the nutrient solution was sufficient to ensure potassium uptake. The results are discussed in the light of the accompanying role of potassium for nitrate uptake in plants. A conceptual scheme for internal/external potassium cycling in plant is proposed to explain the seasonal variations in nitrate and potassium uptake correlation in both deciduous tree species.

Keywords Hydroponic culture · Maple · Nitrate · Potassium · Uptake correlation · Walnut

Communicated by T. Koike.

M. Delaire (✉) · J.-C. Mauget
AGROCAMPUS OUEST, UMR1345 IRHS, SFR4207
QUASAV, 49045 Angers, France
e-mail: mickael.delaire@agrocampus-ouest.fr

M. Delaire · J.-C. Mauget
INRA, UMR1345 IRHS, SFR4207 QUASAV,
49071 Beaucouzé, France

M. Delaire · J.-C. Mauget
Université d'Angers, UMR1345 IRHS, SFR4207 QUASAV,
49045 Angers, France

F. Beaujard
UMR547 PIAF, INRA-UBP, Site de Crouel,
63039 Clermont-Ferrand, France

Introduction

The two mineral elements mainly absorbed and used for plant growth demand are nitrogen (N) and potassium (K) (Clarkson 1985; Marschner 1995; Shuman 2000). Nitrogen is a constituent of proteins, nucleic acids and many other small molecular species. It is available in the soil in a variety of forms including inorganic (NO_3^- , NH_4^+ and NH_3) and organic nitrogen (amino acids and peptides), but nitrate (NO_3^-) derived from the N-cycle constitutes the most important source of nitrogen for plants growing in aerobic soils (Crawford and Glass 1998; Nacry et al. 2013). Potassium is the most abundant and mobile cation in plant. It plays an important role in cell elongation, leaf movement, tropisms, metabolic

homeostasis, osmoregulation, stomatal movement and wood formation in trees (Kochian and Lucas 1988; Mathuis et al. 1997; Fromm 2010). Potassium plays also a significant role in metabolites translocation between xylem and phloem fluxes known as xylem–phloem–xylem recycling (Marschner et al. 1997).

In contrast to the well-known competition between ammonium and potassium uptake (Marschner 1995), several studies, especially on herbaceous species, have shown a strong and positive interaction between nitrate and potassium to ensure plant growth demand (reviewed in Zhang et al. 2010). Actually, potassium is known to be the major accompanying cation for nitrate uptake (Ivashikina and Feyziev 1998) and translocation toward shoots through the xylem vessels (Blevins et al. 1978; Minotti et al. 1968) and it promotes nitrate reductase activity in leaves (Wakhloo and Staudt 1988). Furthermore, potassium long-distance recirculation from shoots to roots together with organic acids such as malate provides a source of HCO_3^- in roots involved in NO_3^- uptake regulation (Ben Zioni et al. 1970; Casadesus et al. 1995; Touraine et al. 1988). These mechanisms determine internal cycling of potassium between roots and shoots that is well described for growing herbaceous (Jiang et al. 2001; Lu et al. 2005) and woody plants (Proe et al. 2000; Weatherall et al. 2006). Such a cycling could be very important since Engels and Kirkby (2001) have estimated that 21–51 % of the potassium translocated from roots to shoots in maize is not directly derived from root uptake but from cycling.

All this evidence suggests, therefore, a strong correlation between nitrate and potassium uptake to ensure plant growth demand as generally described in literature (Marschner 1995). However, little is known about the maintenance of this uptake correlation when plant growth demand is strongly reduced. To our knowledge, this question has never been investigated in annual herbaceous species because nitrate and to a greater extent potassium uptake are always considered largely dependent on plant growth demand. However, woody species are known to absorb and then store significant amounts of nitrate in autumn (Millard 1996) without any strong plant growth demand. Therefore, this question needs to be investigated because it could imply a particular interaction between nitrate and potassium uptake systems.

In this context, the objective of the present work was to study and compare NO_3^- and K^+ uptake correlation in deciduous trees in spring and autumn. The study was conducted with two deciduous trees to better generalize the obtained results. Young walnut (*Juglans regia* × *J. major*, L.) and sycamore maple trees (*Acer pseudoplatanus*, L.) were chosen based first because of their capacity to store important amounts of nitrogen (Millard and Proe 1991; Weinbaum and Kessel 1998) and second because of their contrasting root architectures (i.e. fascicular for maple,

versus a strong carbon-rich tap root for young walnut trees) which could induce some differences in nitrate and potassium active uptake capacity in autumn.

Materials and methods

Study periods

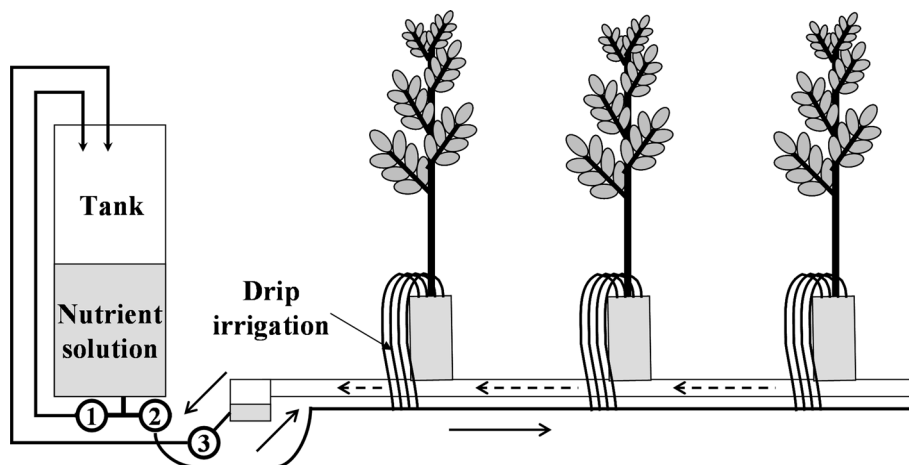
For experimental reasons, studies with walnut and maple trees were conducted separately during two different years, in 2000 and 2001. Nitrate and potassium uptake correlations were studied in spring and in autumn during three consecutive weeks. In spring, the study was conducted nearly 1 month after spring bud burst of young walnut and maple trees (occurring in early April in both species) to reduce the effect of some initial physiological process (i.e. root system regeneration, N-remobilization) which could interact with nutrient uptake dynamics. In autumn, the study was conducted during bud dormancy in October at the beginning of leaf senescence. Growth of tree leaf area was measured for both species throughout the growing period to account for tree size effect.

Plant material and growth conditions

In early spring, eighteen 2-year-old walnut trees seedlings (*Juglans nigra* × *Juglans major*; height: 0.44 ± 0.08 m; trunk basal diameter: 16.7 ± 2.0 mm) and twelve 2-year-old maple tree cuttings (*Acer pseudoplatanus*; height: 1.15 ± 0.10 m; trunk basal diameter : 16.3 ± 1.0 mm), were transplanted (fine roots pruned and root system washed) and grown in individual cylindrical containers (diameter × height = 0.20×0.30 m) filled with perlite as substrate (particle diameter range 2–5 mm) and covered with a 1-cm-thick layer of waterproof silex (diameter 2–3 mm) to limit evaporation and the development of algae. Transplanted specimens of walnut and maple were distributed, respectively, over six and four hydroponic recirculating nutrient solution systems (i.e. three trees per system; Fig. 1), in a greenhouse (15 ± 2 °C at night; 24 ± 2 °C at day; no supplemental lighting).

During the entire growing period (i.e. from early spring to the end of summer), each set of three plants was drip-irrigated with 70 l of nutrient solution, which was recirculated for 1 h six times per day. The only source of nitrogen was nitrate to (1) study specifically the correlation between nitrate and potassium uptake and to avoid any competition between potassium and ammonium uptake and (2) because maple and walnut are rather calcicolous species which prefer nitrate as source of nitrogen. The nutrient solution had a pH of 5.5 and comprised (initial concentrations) (mmol l^{-1}) 1.69 NO_3^- ; 0.17 P; 0.97 K^+ ; 0.39 Ca^{2+} ; 0.35

Fig. 1 Schematic representation of a hydroponic recirculating nutrient system. 1, 2, 3 mixing, watering and recovering pumps, respectively. The arrows indicate the flow direction of the nutrient solution



Mg^{2+} ; 0.24 SO_4^{2-} ; and micronutrients—Kanieltra®—($\mu\text{mol l}^{-1}$): 20.6 B; 0.65 Cu; 10.7 Fe; 11.6 Mn; 0.28 Mo; and 3.2 Zn. The nutrient solution was exchanged with fresh solution every week to ensure a sufficient nutrient availability to maintain vegetative growth.

At the end of summer, four walnut and six maple trees were selected according to similar morphological parameters (i.e. height, tree leaf area and trunk basal diameter) for a follow-up experiment conducted in autumn. The selected specimens of both species were redistributed over two different hydroponic cultural systems and cultivated under the same conditions previously described.

Tree leaf area

Leaf area per tree was surveyed to express nitrate and potassium uptake per unit of leaf area to account for the tree size effect. Leaf area was measured with a non destructive method based on two different allometric relationships:

$$\begin{aligned} \text{Walnut tree leaf area} &= n \cdot K_1 \cdot L_w \cdot (L_{t1} + L_1) \text{ with } K_1 \\ &= 0.025; R^2 = 0.97; P < 0.001 \end{aligned} \quad (1)$$

$$\begin{aligned} \text{Maple tree leaf area} &= K_2 \cdot L_w \cdot L_1 \text{ with } K_2 \\ &= 0.74; R^2 = 0.94; P < 0.001. \end{aligned} \quad (2)$$

where L_w and L_1 are leaf width and length (m); n is number of leaflets; L_{t1} is terminal leaflet length (m); and K_1 and K_2 are constants, (form factors). As a control, tree leaf area (m^2) was measured with a leaf area meter (Model Mk2 Delta-T Area Measurement System, Delta-T Devices, Cambridge, U.K.). For each species, the equation parameters were validated five times in spring using leaf areas measured with the leaf area meter as an index. During the spring growth period, leaf area was surveyed daily for

six walnut and maple trees, respectively. Those measurements were then computed as linear Eq. (3) to estimate temporal variations in leaf area (TLA_t) for each tree during the 3 weeks' study period in spring:

$$\text{TLA} = At + B. \quad (3)$$

where A and B are species-dependent parameters and t is time in Julian days.

In autumn, tree leaf areas were estimated a single time for each tree with the allometric relationships (Eqs. 1 and 2).

Survey of NO_3^- and K^+ uptake

Nitrate and potassium uptake was computed from the temporal variations in the quantity of each element in the nutrient solution pool (Beaujard and Hunault 1997). We sampled 0.125 l of nutrient solution and measured tank volume after each watering event (i.e. every 4 h) to estimate the quantity of NO_3^- and K^+ remaining in the solution. Nitrate concentration was measured with a continuous flow spectro-colorimeter (Model Evolution II, Alliance Instruments, Cergy-Pontoise, France) and K^+ concentration was determined with an atomic absorption spectrophotometer (Model Spectra A-10, Varian, Les Ulis, France).

The mathematical model used to compute daily NO_3^- and K^+ uptake, previously described in Beaujard and Hunault (1997), Delaire et al. (2005) and Thitithanakul et al. (2013), considers time, concentration (sampling) and volume discontinuities, remaining water in the substrate (estimated stable) and the number of plants.

Data analysis

In both species nitrate and potassium uptake was surveyed during a period of three consecutive weeks in spring

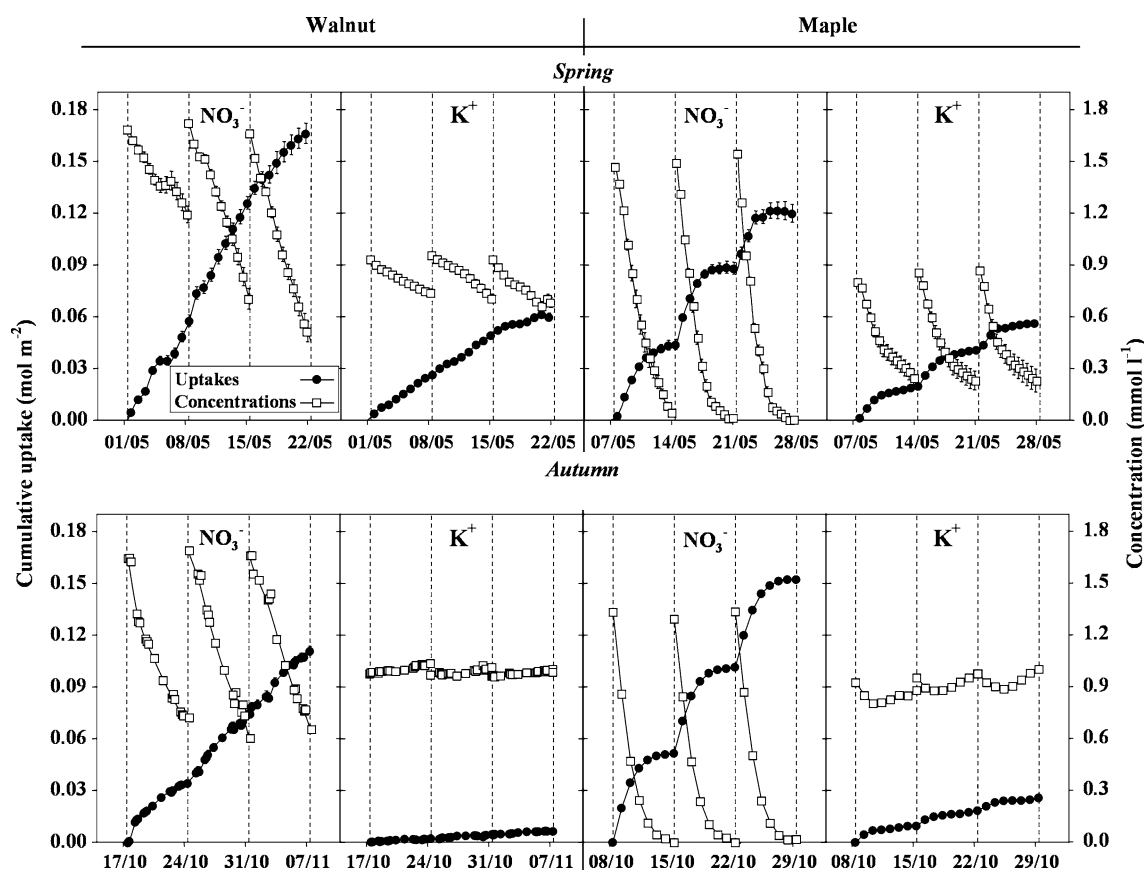


Fig. 2 Temporal variations in nitrate and potassium uptake expressed per unit tree leaf area (mol m^{-2} , filled circle and concentration (mmol l^{-1} , open square) during the 3-week periods in spring and autumn in walnut and maple trees. Bars are standard errors (in spring:

$n = 18$ and 12 for walnut and maple, respectively; in autumn: $n = 6$ and 4 for walnut and maple, respectively). The dashed lines indicate the days on which the nutrient solution was renewed

(2 months after bud burst) and in autumn (during bud dormancy). In spring and autumn, variations in the uptake of the two elements were calculated for each species as mean values expressed per unit tree leaf area obtained for each tree. Linear regression analysis using the R package (R Development Core Team, 2008) was used to analyze the correlation between nitrate and potassium uptake in spring and autumn. For each linear regression analysis ($y = ax + b$), where y is nitrate uptake, x is potassium uptake, and a the correlation coefficient, the value for b (the offset) was generally not significant. The correlation factor a was considered significant when $P < 0.05$.

Results

Nitrate and potassium uptake

Independent of season and species, nitrate and potassium uptake dynamics depended largely on the availability (i.e. concentrations) of both elements in the nutrient solution

(Fig. 2). At the moment of nutrient solution renewal, nitrate and potassium concentrations were very high (1.7 and 0.1 mol l^{-1} , respectively) to ensure a strong uptake. Progressively, both elements concentrations decreased as a consequence of plant absorption up to shortly before the nutrient solution was renewed (Fig. 2). In maple, nitrate and potassium concentrations decreased to an extent that plants could not absorb any more of these nutrients already a few days before the renewal of the nutrient solution. Such limiting conditions, which were observed throughout the entire study period in spring and autumn, induced a kind of “step-by-step” uptake dynamics for both elements (Fig. 2). Contrary to this, the concentrations of both elements were still very high (always more than 0.5 mol l^{-1}) in walnut and, therefore, led to constant uptake rates, illustrated by the relatively linear uptake of both elements in spring and autumn.

Although nitrate and potassium uptake dynamics were different with respect to species, the absorption of nitrate was much greater. At the end of the spring study period, its cumulative uptake reached 0.16 and 0.12 mol m^{-2} in

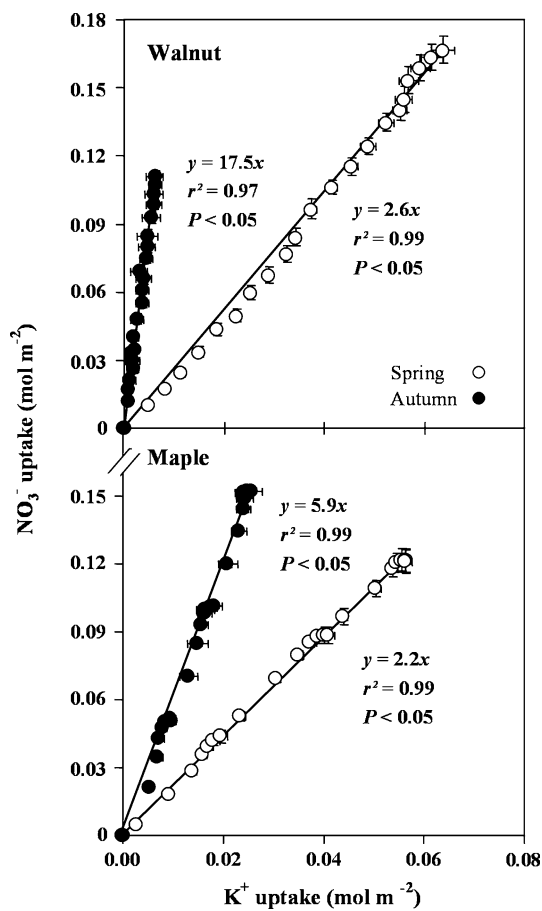


Fig. 3 Nitrate uptake (mol m^{-2}) as a function of potassium uptake (mol m^{-2}) during the 3-week periods in spring and autumn. Each point represents the mean in nitrate and potassium uptakes and bars are standard errors (in spring: $n = 18$ and 12 for walnut and maple, respectively; in autumn: $n = 6$ and 4 for walnut and maple, respectively). Lines represent the linear regression

walnut and maple, respectively, against only 0.06 mol m^{-2} in potassium (Fig. 2). In autumn, nitrate uptake was still very high in both species (more than 0.1 mol m^{-2}), whereas potassium uptake was strongly reduced ($<0.03 \text{ mol m}^{-2}$).

Correlation between nitrate and potassium uptake

In both species, nitrate and potassium uptake were strongly and significantly correlated during the study periods in spring and in autumn (Fig. 3). The ratio between nitrate and potassium uptake reached 2.2 and 2.6 in spring for walnut and maple, respectively. It increased strongly in autumn to reach, respectively, 17.5 and 5.9 as a consequence of a strong decrease in potassium uptake. The decrease was much more pronounced in walnut (Fig. 3).

Such a correlation defined at a temporal scale of three consecutive weeks could also be observed at a weekly scale in maple tree. As we have seen before, nitrate uptake

decreased strongly a few days before the renewal of the nutrient solution as a consequence of a precocious depletion situation. At the same time, potassium uptake decreased strongly even when its concentration was still sufficient to ensure uptake in spring (more than 0.2 mol l^{-1}) and more particularly in autumn (more than 0.9 mol l^{-1}) (Fig. 2). In autumn, we could even notice a weak increase in potassium concentration in the nutrient solution concomitantly with the strong reduction in nitrate uptake.

Discussion

Correlation between nitrate and potassium uptake

As had already been shown in herbaceous species (Ivashikina and Feyziev 1998; Ruffy et al. 1981), nitrate and potassium uptake in spring is also strongly correlated in woody species such as walnut and maple. It has often been reported that this correlation could be mediated by plant growth demand which requires a large ratio between nitrogen (i.e. nitrate in our study) and potassium supply (Clarkson 1985; Shuman 2000; Zhang et al. 2010). Furthermore, the ratio between nitrate and potassium uptake measured here (around 2) is in accordance with the N/K ratio generally observed in woody species (Marschner 1995) and specifically in maple and walnut (unpublished data). The most surprising result is that this correlation seems to be maintained in autumn when vegetative growth was already strongly reduced during this same period.

Furthermore, although young walnut and maple trees differ strongly in their capacity to store carbon in their root system (i.e. carbon-rich tap root system in walnut tree), our result exhibited no difference in nitrate uptake capacity especially in autumn where remobilised carbon used for active uptake contributes to reduce total carbon storage in the root system (Cheng et al. 2004). However, as described in the literature (reviewed in Millard and Grelet 2010), available stored carbon in the root system is not a limiting factor in woody species. Thus, a high level of nitrate uptake in walnut and maple, together with N remobilized from senescent leaves often observed in deciduous trees in autumn (Millard 1996), could play a decisive role for N storage. Contrary to this, potassium uptake decreased strongly during the same period and, therefore, seems to be much more related to plant growth demand. The maintenance of a strong correlation between the uptake of both elements could, therefore, be explained by the positive effect of potassium for nitrate uptake through the root plasma membrane (Ivashikina and Feyziev 1998). However, this raises the question how to explain the strong

could induce, therefore, local internal/external cycling of potassium which seemed to depend upon nitrate net uptake. Actually, as observed in our study for maple tree a few days before the nutrient solution renewal, any reduction in nitrate uptake induced an increase in potassium concentration in the root environment as a consequence of decrease in potassium influx and probably an increase in its efflux as demonstrated by Pettersson (1984) in sunflower under low nitrate conditions. The different ratio NO_3^-/K^+ between walnut and maple (i.e. 17.5 and 5.9, respectively) in autumn could be, therefore, assigned to a stronger potassium efflux in walnut maybe due to a advanced senescence of leaf (personal observation) compared to maple.

However, one question still remains unanswered: can nitrate uptake possibly take place under conditions of K^+ deprivation in autumn? Results obtained in herbaceous plants have demonstrated that potassium availability could strongly modulate nitrate uptake and nitrate use efficiency in crops (Zhang et al. 2010). However, in the present study (woody species in autumn), we can speculate that potassium efflux related to an increase in potassium concentration within the root system could always be sufficiently high to ensure a local cycling of potassium to ensure nitrate uptake. Given the present experimental evidence, this reasoning remains in the realm of speculation and needs to be validated with further experiments conducted under conditions of K^+ -deprivation. In any case, our results in walnut and maple suggest an important interaction between nitrate and potassium transporter systems at the root level which needs to be investigated as suggested by Tsay et al. (2011) in herbaceous species and more precisely the possible role of kinase implicated in nitrate and potassium high affinity transporter systems.

Conclusion

Although we have chosen contrasting woody species based on their root system susceptible to induce differences in nitrate uptake capacity in autumn, both species are able to absorb strongly nitrate and weakly potassium in autumn. Nitrate uptake in autumn has been associated with increase in root pressure in walnut (Ewers et al. 2001) and in maple tree (unpublished data). Base on this observation, it could be interesting to validate the proposed conceptual scheme in woody species known to never develop strong root pressure in autumn (and maybe also strong nitrate uptake) such as oak (Cruziat et al. 2002).

Acknowledgments Financial support was provided by the National Institute of Agronomy Research, INRA (Department of Environment and Agronomy). We are very grateful to Dr. P. Raimbault (former Assistant Professor at the National Institute of Horticulture, INH) for providing maple tree clones. We also thank M. Sigogne, O. Douillet

and N. Masson for their technical assistance. Last, thanks go to Dr. G. Buck-Sorlin and Dr. T. Améglio for useful comments on the manuscript.

Conflict of interest The authors declare that they have no conflict of interest.

References

- Aslam M, Travis RL, Rains DW (1996) Evidence for substrate induction of a nitrate efflux system in barley roots. *Plant Physiol* 112:1167–1175
- Beaujard F, Hunault G (1997) An original approach to study the kinetics of mineral element uptake for some woody species. *Acta Hort* 435:243–253
- Ben Zioni A, Vaadia B, Lips SH (1970) Correlation between nitrate reduction, protein synthesis and malate accumulation. *Physiol Plant* 23:1039–1047
- Ben Zioni A, Vaadia B, Lips SH (1971) Nitrate uptake by roots as regulated by nitrate reduction products of shoot. *Physiol Plant* 24:288–290
- Blevins DG, Hiatt AJ, Lowe RH, Leggett JE (1978) Influence of K on the uptake, translocation and reduction of nitrate by barley seedlings. *Agron J* 70:393–396
- Casadesus J, Tapia L, Lambers H (1995) Regulation of K^+ and NO_3^- fluxes in roots of sunflower (*Helianthus annuus*) after changes in light intensity. *Physiol Plant* 93:279–285
- Cheng L, Ma FW, Ranwala D (2004) Nitrogen storage and its interaction with carbohydrates of young apple trees in response to nitrogen supply. *Tree Physiol* 24:91–98
- Clarkson DT (1985) Factors affecting mineral acquisition by plants. *Annu Rev Plant Physiol* 36:77–115
- Crawford NM, Glass ADM (1998) Molecular and physiological aspects of nitrate uptake in plants. *Trends Plant Sci* 3:389–395
- Cruziat P, Cochard H, Améglio T (2002) Hydraulic architecture of trees: main concepts and results. *Ann For Sci* 59:723–752
- Delaire M, Frak E, Sigogne M, Adam B, Beaujard F, Le Roux X (2005) Sudden increase in atmospheric CO_2 concentration reveals strong coupling between shoot carbon uptake and root nutrient uptake in young walnut trees. *Tree Physiol* 25:229–235
- Engels C, Kirkby EA (2001) Cycling of nitrogen and potassium between shoot and roots in maize as affected by shoot and root growth. *J Plant Nutr Soil Sci* 164:183–191
- Ewers FW, Améglio T, Cochard H, Beaujard F, Martignac M, Vandame M, Bodet C, Cruziat P (2001) Seasonal variation in xylem pressure of walnut trees: root and stem pressures. *Tree Physiol* 21:1123–1132
- Forde BG (2000) Nitrate transporters in plants: structure, function and regulation. *Biochim Biophys Acta Biomembr* 1465:219–235
- Fromm J (2010) Wood formation of trees in relation to potassium and calcium nutrition. *Tree Physiol* 30:1140–1147
- Grouzis JP, Pouliquin P, Rigaud J, Grignon C, Gibrat R (1997) In vitro study of passive nitrate transport by native and reconstituted plasma membrane vesicles from corn root cells. *Biochim Biophys Acta Biomembr* 1325:329–342
- Ivashikina NV, Feyziev YM (1998) Regulation of nitrate uptake in maize seedlings by accompanying cations. *Plant Sci* 131:25–34
- Jeschke WD, Atkins CA, Pate JS (1985) Ion circulation via phloem and xylem between root and shoot of nodulated white lupin. *J Plant Physiol* 117:319–330
- Jiang F, Li C, Jeschke WD, Zhang F (2001) Effect of top excision and replacement by 1-naphthylacetic acid on partition and flow of potassium in tobacco plants. *J Exp Bot* 52:2143–2150

- Kochian LV, Lucas WJ (1988) Potassium transport in roots. *Ad Bot Res* 15:93–178
- Lu YX, Li CJ, Zhang FS (2005) Transpiration, potassium uptake and flow in tobacco as affected by nitrogen forms and nutrient levels. *Ann Bot* 95:991–998
- Maathuis FJM, Sanders D, Gradmann D (1997) Kinetics of high-affinity K^+ uptake in plants, derived from K^+ -induced changes in current–voltage relationships. *Planta* 203:229–236
- Marschner H (1995) Mineral nutrition of higher plants, 2nd edn. Academic Press, London
- Marschner H, Kirkby EA, Engels C (1997) Importance of cycling and recycling of mineral nutrients within plants for growth and development. *Bot Acta* 110:265–273
- Millard P (1996) Ecophysiology of the internal cycling of nitrogen for tree growth. *Z Pflanzenernähr Bodenkd* 159:1–10
- Millard P, Grelet GA (2010) Nitrogen storage and remobilization by trees: ecophysiological relevance in a changing world. *Tree Physiol* 30:1083–1095
- Millard P, Proe MF (1991) Leaf demography and the seasonal internal cycling of nitrogen in sycamore (*Acer pseudoplatanus* L.) seedlings in relation to nitrogen supply. *New Phytol* 117:587–596
- Minotti PL, Williams DC, Jackson WA (1968) Nitrate uptake and reduction as affected by calcium and potassium. *Soil Sci Soc Am Proc* 32:692–702
- Nacry P, Bouguyon E, Gojon A (2013) Nitrogen acquisition by roots: physiological and developmental mechanisms ensuring plant adaptation to fluctuating resource. *Plant Soil* 370:1–29
- Pettersson S (1984) Effects of nitrate on influx, efflux and translocation of potassium in young sunflower plants. *Physiol Plant* 61:663–669
- Proe MF, Midwood AJ, Craig J (2000) Use of stable isotopes to quantify nitrogen, potassium and magnesium dynamics in young Scots pine (*Pinus sylvestris*). *New Phytol* 146:461–469
- Ruft TW, Jackson WA, Raper CD (1981) Nitrate reduction in roots as affected by the presence of potassium and by flux of nitrate through the roots. *Plant Physiol* 68:605–609
- Schachtman DP (2000) Molecular insights into the structure and function of plant K^+ transport mechanisms. *Biochim Biophys Acta Biomembr* 1465:127–139
- Shuman LM (2000) Mineral nutrition. In: Wilkinson RE (ed) Plant–environment interactions. Marcel Dekker Inc, New York, pp 65–109
- Szczerba MW, Britto DT, Kronzucker HJ (2006) Rapid, futile K^+ cycling and pool-size dynamics define low-affinity potassium transport in barley. *Plant Physiol* 141:1494–1507
- Szczerba MW, Britto DT, Kronzucker HJ (2009) K^+ transport in plants: physiology and molecular biology. *J Plant Physiol* 166:447–466
- Thitithanakul S, Pétel G, Chalot M, Beaujard F (2013) Supplying nitrate before bud break induces pronounced changes in N nutrition and growth of young poplars. *Funct Plant Biol* 39:795–803
- Touraine B, Grignon N, Grignon C (1988) Charge balance in NO_3^- -fed soybean. Estimation of K^+ and carboxylate recirculation. *Plant Physiol* 88:605–612
- Tsay YF, Chiu CC, Tsai CB, Ho CH, Hsu PK (2007) Nitrate transporters and peptides transporters. *FEB Lett* 581:2290–2300
- Tsay YF, Ho CH, Chen HY, Lin SH (2011) Integration of nitrogen and potassium signaling. *Ann Rev Plant Biol* 62:207–226
- Wakhloo JL, Staudt A (1988) Development of nitrate reductase-activity in expanding leaves of *Nicotiana tabacum* in relation to the concentration of nitrate and potassium. *Plant Physiol* 87:258–263
- Weatherall A, Proe MF, Craig J, Cameron AD, Midwood AJ (2006) Internal cycling of nitrogen, potassium and magnesium in young Sitka spruce. *Tree Physiol* 26:673–680
- Weinbaum S, Kessel CV (1998) Quantitative estimates of uptake and internal cycling of ^{14}N -labeled fertilizer in mature walnut trees. *Tree Physiol* 18:795–801
- White PJ (1997) The regulation of K^+ influx into roots of rye (*Secale cereale* L.) seedlings by negative feedback via the K^+ flux from shoot to root in the phloem. *J Exp Bot* 48:2063–2073
- Zhang F, Niu J, Zhang W, Chen X, Li C, Yuan L, Xie J (2010) Potassium nutrition of crops under varied regimes of nitrogen supply. *Plant Soil* 335:21–34