



**HAL**  
open science

## Where do small, weakly inertial particles go in a turbulent flow?

Mathieu Gibert, Haitao Xu, Eberhard Bodenschatz

► **To cite this version:**

Mathieu Gibert, Haitao Xu, Eberhard Bodenschatz. Where do small, weakly inertial particles go in a turbulent flow?. *Journal of Fluid Mechanics*, 2012, 698, pp.160-167. 10.1017/jfm.2012.72 . hal-00985022

**HAL Id: hal-00985022**

**<https://hal.science/hal-00985022>**

Submitted on 29 Apr 2014

**HAL** is a multi-disciplinary open access archive for the deposit and dissemination of scientific research documents, whether they are published or not. The documents may come from teaching and research institutions in France or abroad, or from public or private research centers.

L'archive ouverte pluridisciplinaire **HAL**, est destinée au dépôt et à la diffusion de documents scientifiques de niveau recherche, publiés ou non, émanant des établissements d'enseignement et de recherche français ou étrangers, des laboratoires publics ou privés.

# Where do small, weakly inertial particles go in a turbulent flow?

MATHIEU GIBERT<sup>1,4</sup>†‡, HAITAO XU<sup>1,4</sup>¶,  
AND EBERHARD BODENSCHATZ<sup>1,2,3,4</sup>||,

<sup>1</sup>Max Planck Institute for Dynamics and Self Organization (MPIDS), 37077 Göttingen, Germany

<sup>2</sup>Institute for Nonlinear Dynamics, University of Göttingen, 37077 Göttingen, Germany

<sup>3</sup>Laboratory of Atomic and Solid-State Physics and Sibley School of Mechanical and Aerospace Engineering, Cornell University, Ithaca, New York 14853, USA

<sup>4</sup>International Collaboration for Turbulence Research

(Received ?; revised ?; accepted ?. - To be entered by editorial office)

We report experimental results on the dynamics of heavy particles of the size of the Kolmogorov-scale in a fully developed turbulent flow. The mixed Eulerian structure function of two-particle velocity and acceleration difference vectors  $\langle \delta_r \mathbf{v} \cdot \delta_r \mathbf{a}_p \rangle$  was observed to increase significantly with particle inertia for identical flow conditions. We show that this increase is related to a preferential alignment between these dynamical quantities. With increasing particle density the probability for those two vectors to be collinear was observed to grow. We show that these results are consistent with the preferential sampling of strain-dominated regions by inertial particles.

## 1. Introduction

Turbulence occurs whenever fluid viscous forces are small compared to the dominant driving forces of the flow. In practice this includes most macroscopic natural and technological flows. Very frequently, these turbulent flows are loaded with small, passive particles with non-negligible inertia, *i.e.* particles do not exactly follow fluid motion. Familiar examples of such flows include clouds in the atmosphere, sand storms in arid regions, flow driven transports of grains in pharmaceutical and food industries, fluidized beds in chemical engineering, and fuel sprays in combustion engines and turbines. The understanding of particle-turbulence interaction is therefore of central importance to our ability to make advances in key economical and societal issues like energy generation, climate change, and pollution control. Comparing to the fluid turbulence problem itself, which is well described by the non-linear Navier-Stokes equations, the particle-turbulence interaction problem is on much weaker foundations. In principle, the particle dynamics can be obtained by solving particle equations coupled with the Navier-Stokes equations for the fluid with no-slip boundary conditions on particle surfaces. However, this approach is a formidable task for theoretical and numerical investigations (Happel & Brenner 1965; Homann & Bec 2010). Most theoretical analyses and numerical simulations therefore must rely on simplified equations, in which the particle-turbulence interactions are modeled. An interesting result obtained from these simplified equations is that in a turbulent flow particles with small to moderate inertia and sizes smaller than

† Current address Institut NÉEL CNRS/UJF (Grenoble France)

‡ Email address for correspondence: mathieu.gibert@grenoble.cnrs.fr

¶ Email address for correspondence: Haitao.Xu@ds.mpg.de

|| Email address for correspondence: Eberhard.Bodenschatz@ds.mpg.de

---

	$ \rho_p/\rho_f $	$d_p$ ( $\mu\text{m}$ )	$d_p/\eta$	$St$
Polystyrene	1.06	$74 \pm 10$	0.98	0.08
Glass	4	$75 \pm 8$	1.04	0.24
Steel	7.8	$75 \pm 15$	1.04	0.44

---

TABLE 1. Characteristics of the different particles used in the experiments. The Stokes number is defined as  $St \equiv d_p^2/12\beta\eta^2$ , where  $d_p$  is the particle diameter,  $\beta \equiv 3\rho_f/(2\rho_p + \rho_f)$  is the modified density ratio, that takes into account the added mass effect, and  $\eta$  is the Kolmogorov length scale of the turbulence.

---

the Kolmogorov length scale tend to move to regions with high strain and low vorticity (Maxey & Riley 1983). This so-called ‘‘preferential concentration’’ of inertial particles is under intensive investigation (Falkovich & Pumir 2004; Zaichik & Alipchenkov 2009; Chun *et al.* 2005; Collins & Keswani 2004; Sundaram & Collins 1997; Ducasse & Pumir 2008) and has been invoked when studying droplet collision rates in warm clouds (Shaw 2003; Falkovich *et al.* 2002) and plankton encounter rates in the ocean (Schmitt & Seuront 2008). Inhomogeneous distributions of inertial particles in turbulent flows have also been observed in several experiments (Aliseda *et al.* 2002; Wood *et al.* 2005; Salazar *et al.* 2008; Saw *et al.* 2008; Monchaux *et al.* 2010). Here we show direct experimental evidence that regions of high particle concentrations are also regions of high strain.

## 2. Experimental method & observation

We conducted three-dimensional Lagrangian Particle Tracking measurements (Ouellette *et al.* 2006; Xu 2008) and obtained the trajectories of solid particles with different densities in a turbulent water flow. Below we give a brief summary of the experiment (see also Gibert *et al.* (2010)). The turbulent flow was generated by two counter-rotating baffled discs of 28 *cm* in diameter. The turbulence chamber, shaped as a hexagonal cylinder, measured 40 *cm* along the axis of the propellers and 38 *cm* in the cross-section, both in height (vertically) and width (horizontally). The axis of rotation of the discs was in the horizontal direction. The strong sweeping of the fluid near the bottom surface re-suspended the heavy particles with the effect that the particle concentration remained sufficient for the measurement of multi-particle statistics. A spherically shaped measurement volume with a diameter of 22 *mm* was located at the center of the water chamber, where the mean flow was small compared to the velocity fluctuations. The spatial resolution of 45  $\mu\text{m}$  per pixel and the temporal resolution of 31 frames per Kolmogorov time  $\tau_\eta$  guaranteed accurate measurements of particle velocity and acceleration (Xu *et al.* 2007). As shown in the Table 1 we used three different types of particles: polystyrene, glass, and stainless steel with densities between  $1 \lesssim \rho_p/\rho_f \lesssim 8$ . For the Taylor microscale Reynolds number of the turbulent flow ( $R_\lambda = 442$ ), the particles had the size of the Kolmogorov scale ( $\eta = 74 \mu\text{m}$ ). The resulting Stokes numbers, a relative measure of the particle inertia, were between 0.08 and 0.5 (see Table 1). Other relevant parameters of the turbulent flow are the fluctuating velocity  $u' = 0.15 \text{ m/s}$ , the integral length-scale  $L = 87 \text{ mm}$  and the Kolmogorov time-scale  $\tau_\eta = 5.2 \text{ ms}$ . We measured  $3 \times 10^7$  data points for the polystyrene particles,  $8 \times 10^7$  for the glass particles and  $3 \times 10^6$  for the steel particles. The fluctuations in Fig. 1 can be attributed to the statistical uncertainty.

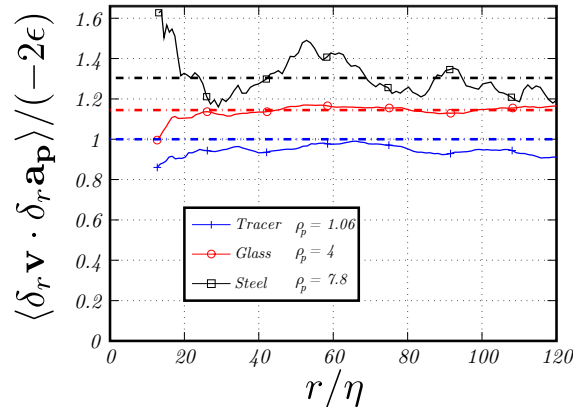


FIGURE 1. Mixed Eulerian velocity-acceleration structure function  $\langle \delta_r \mathbf{v} \cdot \delta_r \mathbf{a} \rangle$  normalized by the expected values for the fluid particles  $-2\epsilon$ . The values of the different plateaus represented by the dot-dashed lines are : blue 1, red 1.15, black 1.30.

For these heavy particles, we observed that the magnitude of the mixed velocity-acceleration Eulerian structure function  $\langle \delta_r \mathbf{v} \cdot \delta_r \mathbf{a}_p \rangle$  increased with particle density, where  $\delta_r \mathbf{v}$  and  $\delta_r \mathbf{a}_p$  are the relative velocity and the relative acceleration between two particles separated at distance  $r$  (e.g.  $\delta_r \mathbf{v} = \mathbf{v}(x+r, t) - \mathbf{v}(x, t)$ ). For fluid tracers this mixed velocity-acceleration structure function in the inertial range equals a constant:  $\langle \delta_r \mathbf{u} \cdot \delta_r \mathbf{a} \rangle = -2\epsilon$ , where  $\mathbf{u}$  and  $\mathbf{a}$  are fluid velocity and acceleration, respectively, and  $\epsilon$  is energy dissipation rate per unit mass (Mann *et al.* 1999; Falkovich *et al.* 2001; Pumir *et al.* 2001; Hill 2006). We also found this in our experiment, where the polystyrene particles behaved as tracers (Gibert *et al.* 2010). As shown in Figure 1, for inertial particles, this mixed velocity-acceleration structure functions in the inertial range were still constant, but the values increased significantly (up to 30%) when the particle Stokes number increased from 0.08 to 0.44.

As reported earlier (Gibert *et al.* 2010) the relative velocities in this range changed by less than 10%. In addition, the RMS acceleration changed with particle density from 6.9, 6.6 and 8.5  $\text{m/s}^2$  for tracer, glass and steel particles, respectively. Therefore, the observed change in  $\langle \delta_r \mathbf{v} \cdot \delta_r \mathbf{a}_p \rangle$  cannot be simply explained by changes in the magnitudes of  $\delta_r \mathbf{v}$  and  $\delta_r \mathbf{a}_p$ , but must be associated with the alignment between the two vectors. Indeed, we observed a change of the cosines

$$\cos \theta = \frac{\delta_r \mathbf{v} \cdot \delta_r \mathbf{a}_p}{|\delta_r \mathbf{v}| |\delta_r \mathbf{a}_p|}. \quad (2.1)$$

of the angle between these two vectors with inertia of the particles. Considering the tracer particles (polystyrene), its average value  $\langle \cos \theta \rangle$  monotonically increases from  $-0.052$  to  $-0.01$  when increasing the observation scale  $r$  ( $12 < r/\eta < 120$ ). For glass and steel particles, the average  $\langle \cos \theta \rangle$  increased in absolute value by 25% and 9%, respectively.

### 3. Alignment of relative acceleration and relative velocity

The effect of particle inertia on  $\cos \theta$  is best demonstrated by its probability density function (PDF). Figure 2a shows the PDFs of  $\cos \theta$  corresponding to  $\delta_r \mathbf{v}$  and  $\delta_r \mathbf{a}_p$  at separation  $r = (28 \pm 7)\eta$  for the three different types of particles (similar behaviour is observed for other separations in the inertial range). All PDFs are skewed to the

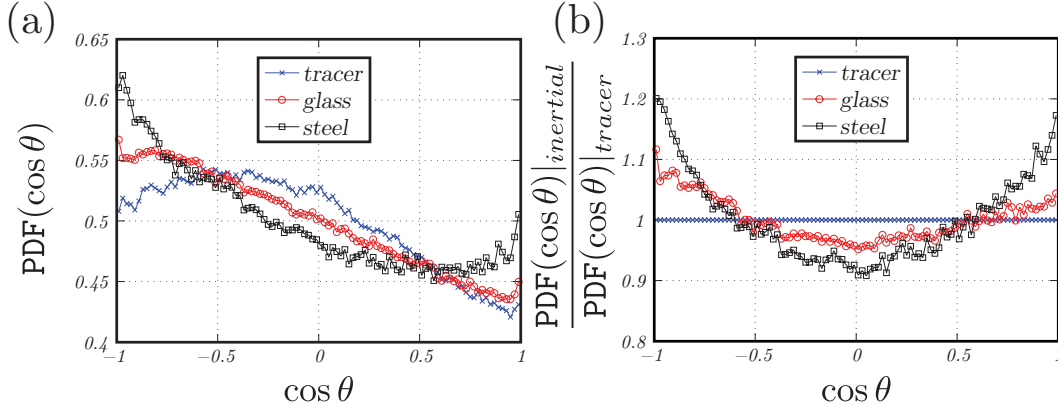


FIGURE 2. (a) Probability density function of the cosine of the angle  $\theta$  between  $\delta_r \mathbf{v}$  and  $\delta_r \mathbf{a}_p$  for the three types of particles for a separation  $r/\eta = 28 \pm 7$ . (b) Same PDFs as in (a) normalized by the PDF of the tracer particles. (b) shows the relative effect of the particle inertia on the alignment/anti-alignment of  $\delta_r \mathbf{v}$  with  $\delta_r \mathbf{a}_p$ .

side of  $\cos \theta < 0$ , indicating that the two vectors are preferentially oriented in opposite directions, which gives the negative values of  $\langle \delta_r \mathbf{v} \cdot \delta_r \mathbf{a}_p \rangle$ , as shown in Figure 1.

A very interesting observation from Figure 2a is the increase of the probability of  $|\cos \theta| \approx 1$  with particle inertia. This can be seen even better in Figure 2b where the PDFs of the two types of inertial particles were normalized by the PDF of the fluid tracers. Clearly, the particle inertia enhanced the collinearity, either in the same direction or in the opposite direction, between the relative velocity and the relative acceleration vectors. We note that the PDFs are slightly skewed toward the anti-alignment side ( $\cos \theta < 0$ ).

How can we understand this observation? For this range of Stokes numbers, as shown numerically and experimentally (Bec *et al.* 2006; Salazar & Collins 2011; Gibert *et al.* 2010), the difference between particle and fluid velocity and acceleration at the particle position is very small. The same is true for the dynamical variables  $\delta_r \mathbf{a}_p$  and  $\delta_r \mathbf{v}$ . Thus, if the inertial particles were homogeneously distributed in space, like fluid tracers, we should not observe any differences between the PDFs of  $\cos \theta$  for fluid tracers and inertial particles. This is not what we observed. Therefore our measurements strongly indicate that inertial particles preferentially explore certain regions of the flow, leading to the observed PDFs in Figure 2.

#### 4. Implication to preferential sampling

To further elucidate which features of the turbulence are responsible for the observed behaviour, we investigate  $\delta_r \mathbf{u}$  and  $\delta_r \mathbf{a}$  of fluid tracers for simple flow fields. Let us consider a simple model, namely a steady, incompressible linear velocity field  $u_i$  defined by :

$$u_i = M_{ij} x_j \quad (4.1)$$

where  $u_i$  is the fluid velocity at position  $x_i$ ,  $M_{ij}$  is the velocity gradient tensor. In our experiments, where the separation  $r$  are in the inertial range, we could treat  $M_{ij}$  as an effective velocity gradient at scale  $r$ . It has been shown that the effective velocity gradient at scale  $r$  evolves with a time scale  $t_0 \equiv (r^2/\epsilon)^{1/3}$  (Xu *et al.* 2011; Pumir *et al.* 2011), which is much larger than the particle relaxation time  $\tau_p$  for  $r$  in the inertial range, as it can be quantified by noticing that the ratio  $\tau_p/t_0 = St(\eta/r)^{2/3} \ll 1$ . Therefore, to study

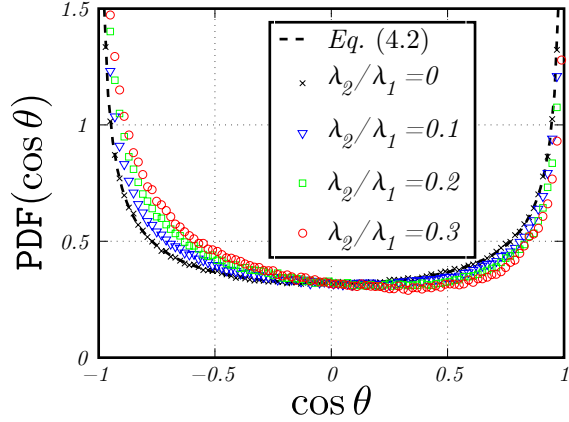


FIGURE 3. PDF of  $\cos \theta$  as defined in Eq. 2.1. The relative velocity and acceleration are obtained from two fluid tracers randomly distributed in a steady, purely straining linear velocity field. The different symbols corresponds to different ratios of  $\lambda_2/\lambda_1$ . The dashed-line corresponds to Eq. 4.2.

the dynamics of particle relative velocity and relative acceleration, the flow field may be treated as frozen.

For a steady flow, the fluid acceleration field  $a_i$  is determined by  $M_{ij}$ :  $a_i = u_j \frac{\partial u_i}{\partial x_j} = M_{ik} M_{kj} x_j$ . The expressions for two-particle relative velocity and acceleration, together with the cosine of the angle between them,  $\cos \theta$ , can then be obtained in closed form. For a velocity field with pure rotation,  $M_{ij} = -M_{ji}$ , it can be easily shown that  $\delta_r \mathbf{a} \cdot \delta_r \mathbf{u} = 0$ , *i.e.* the fluid acceleration is always normal to its velocity. The PDF of  $\cos \theta$  is a  $\delta$ -function at  $\cos \theta = 0$ . This is not consistent with our observations.

For a purely straining velocity field, the three eigenvalues of  $M_{ij}$  are all real and can be arranged as  $\lambda_1 \geq \lambda_2 \geq \lambda_3$ . Incompressibility requires that  $\lambda_1 + \lambda_2 + \lambda_3 = 0$ . Then it is straightforward to show that the alignment between relative velocity and relative acceleration vectors depends only on the orientation of the separation vector  $\mathbf{r}$  between the two particles and the ratio of the eigenvalues, e.g.,  $\lambda_2/\lambda_1$ . The PDF of  $\cos \theta$  at a given  $\lambda_2/\lambda_1$  can then be obtained by assuming that  $\mathbf{r}$  distributes uniformly in all directions within this purely straining flow. When  $\lambda_2 = 0$ , *i.e.* the two-dimensional case, the PDF is:

$$\text{PDF}(\cos \theta) = \frac{1}{\pi(1 - \cos^2 \theta)^{1/2}}. \quad (4.2)$$

For more general cases,  $\lambda_2/\lambda_1 \neq 0$ , we obtained the PDFs numerically by choosing randomly  $10^7$  separation vectors  $\mathbf{r}$  and computing  $\cos \theta$  (Eq. 2.1) in the linear velocity field  $u_i$  (Eq. 4.1). Please note, numerical analysis of various test cases showed that the shape of the PDF was insensitive to specifics of the particle distribution. It is well known that in turbulent flows the average of the eigenvalue ratio of the velocity gradient is positive, with a value of  $\langle \lambda_2/\lambda_1 \rangle \approx 0.2$  (Betchov 1956; Ashurst *et al.* 1987; Kholmyansky *et al.* 2001; Lüthi *et al.* 2005; Berg *et al.* 2006). For the effective velocity gradient in the inertial range, this ratio decreases monotonically from this positive value to 0 when the scale  $r$  increases from  $\eta$  to the integral scale (Pumir *et al.* 2011). We therefore performed simulations with the range of  $\lambda_2/\lambda_1$  around these values. Figure 3 shows the PDFs of  $\cos \theta$  from the simulation results with  $0 \leq \lambda_2/\lambda_1 \leq 0.3$ , together with the analytical solution Eq. 4.2. The PDFs for  $\lambda_2/\lambda_1 > 0$  in Fig. 3 are remarkably similar to the “relative PDFs” shown in Figure 2b, namely, the relative accelerations and the relative velocities prefer to

be collinear, with slight skewness to the anti-alignment side. This observation, together with the fact that inertial particles have, to leading order, the velocities and accelerations of the fluid at the particle positions (Bec *et al.* 2006; Salazar & Collins 2011; Gibert *et al.* 2010), suggests that inertial particles sample preferentially strain-dominated regions in turbulence. Our approach should be compared with results from numerical simulations of simplified equations, for which the phenomenon of “preferential sampling of strain-dominated regions” has been observed (Chun *et al.* 2005; Collins & Keswani 2004). There the velocity fields around the virtual inertial point particles was investigated. It will be interesting to see how well the PDFs of  $\cos\theta$  agree with the experimental results presented here. Moreover, studying the PDF of  $\cos\theta$  for fluid tracers might reveal new information about the structures of the turbulent flow itself, *e.g.* by conditioning of the PDF on local strain rates and vorticities.

## 5. Summary

In summary, we observed a significant increase of the mixed velocity-acceleration structure function  $\langle \delta_r \mathbf{v} \cdot \delta_r \mathbf{a}_p \rangle$  when increasing the inertia of heavy particles of the size of the Kolmogorov-scale. We found that this increase could not be attributed to the change in the magnitudes of the velocity and/or acceleration increments ( $|\delta_r \mathbf{v}|$  and/or  $|\delta_r \mathbf{a}_p|$ ). A significant contribution to this effect is from the alignment or anti-alignment between the relative velocity and relative acceleration. Using a simple model, *i.e.* a linear velocity field, we show that in the inertial range heavy particles preferentially explore strain-dominated regions of a turbulent flow.

The tendency of heavy particles to preferentially explore strain-dominated regions may also explain our recent observations (Xu & Bodenschatz 2008) that the time-averaged radial distribution function of particle positions increases when the center of the von Kármán flow is approached. In that case, the long-time averaged mean flow imposes deterministic strain at the center of the apparatus. With our new findings reported here, one would expect that the long-time average would lead to a measurable preferential concentration towards the center of the apparatus.

Our analysis does not rely on the commonly used and hard to measure long time average of the relative particle positions. Instead it only considers dynamical properties and thus opens a novel way to study particle turbulence interaction. For higher Stokes number, the filtering induced by the particle response time (Bec *et al.* 2006; Salazar & Collins 2011) will have an additional effect on the analysis presented above.

We are grateful to R. J. Hill, A. Pumir and E. -W. Saw for many interesting discussions. Support from COST Action MP0806 is kindly acknowledged. This work was funded by the Max Planck Society, and the Marie Curie Fellowship, Programme PEOPLE - Call FP7-PEOPLE-IEF-2008 Proposal N° 237521.

## REFERENCES

- ALISEDA, A, CARTELLIER, A, HAINAUX, F & LASHERAS, JC 2002 Effect of preferential concentration on the settling velocity of heavy particles in homogeneous isotropic turbulence. *J. Fluid Mech.* **468**, 77–105.
- ASHURST, W T, KERSTEIN, A R, KERR, R M & GIBSON, C H 1987 Alignment of vorticity and scalar gradient with strain rate in simulated navier-stokes turbulence. *Phys. Fluids* **30** (8), 2343–2353.
- BEC, J, BIFERALE, L, BOFFETTA, G, CELANI, A, CENCINI, M, LANOTTE, A, MUSACCHIO, S & TOSCHI, F 2006 Acceleration statistics of heavy particles in turbulence. *J. Fluid Mech.* **550**, 349–358.

- BERG, J, LÜTHI, B, MANN, J & OTT, S 2006 Backwards and forwards relative dispersion in turbulent flow: An experimental investigation. *Phys. Rev. E* **74**, 16304.
- BETCHOV, R 1956 An inequality concerning the production of vorticity in isotropic turbulence. *J. Fluid Mech.* **1** (5), 497–504.
- CHUN, J H, KOCH, D L, RANI, S L, AHLUWALIA, A & COLLINS, L R 2005 Clustering of aerosol particles in isotropic turbulence. *J. Fluid Mech.* **536**, 219–251.
- COLLINS, L R & KESWANI, A 2004 Reynolds number scaling of particle clustering in turbulent aerosols. *New J. Phys.* **6**, 119.
- DUCASSE, L & PUMIR, A 2008 Intermittent particle distribution in synthetic free-surface turbulent flows. *Phys. Rev. E* **77** (6), 066304.
- FALKOVICH, G, FOUXON, A & STEPANOV, M G 2002 Acceleration of rain initiation by cloud turbulence. *Nature* **419**, 151–154.
- FALKOVICH, G, GAWĘDZKI, K & VERGASSOLA, M 2001 Particles and fields in fluid turbulence. *Rev. Mod. Phys.* **73**, 913.
- FALKOVICH, G & PUMIR, A 2004 Intermittent distribution of heavy particles in a turbulent flow. *Phys. Fluids* **16** (7), L47–L50.
- GIBERT, M, XU, H & BODENSCHATZ, E 2010 Inertial effects on two-particle separation in a turbulent flows. *Europhys. Lett.* **90** (6), 64005.
- HAPPEL, J & BRENNER, H 1965 *Low Reynolds Number Hydrodynamics*. Prentice-Hall.
- HILL, R J 2006 Opportunities for use of exact statistical equations. *Journal Of Turbulence* **7** (43), 1–13.
- HOMANN, H & BEC, J 2010 Finite-size effects in the dynamics of neutrally buoyant particles in turbulent flow. *J. Fluid Mech.* **651**, 81–91.
- KHOLMYANSKY, M, TSINOBER, A & YORISH, S 2001 Velocity derivatives in the atmospheric surface layer at  $Re_\lambda = 10^4$ . *Phys. Fluids* **13**, 311.
- LÜTHI, B, TSINOBER, A & KINZELBACH, W 2005 Lagrangian measurement of vorticity dynamics in turbulent flow. *J. Fluid Mech.* **528**, 87.
- MANN, J, OTT, S & ANDERSEN, J S 1999 Experimental study of relative, turbulent diffusion. *Risø-R-1036(EN)*.
- MAXEY, M & RILEY, J 1983 Equation of motion for a small rigid sphere in a nonuniform flow. *Phys. Fluids* **26**, 883–889.
- MONCHAUX, R, BOURGOIN, M & CARTELLIER, A 2010 Preferential concentration of heavy particles: A voronoi analysis. *Physics of Fluids* **22**, 103304.
- OUELLETTE, N T, XU, H & BODENSCHATZ, E 2006 A quantitative study of three-dimensional lagrangian particle tracking algorithms. *Exp. Fluids* **40**, 301–313.
- PUMIR, A, SHRAIMAN, B & CHERTKOV, M 2001 The lagrangian view of energy transfer in turbulent flow. *Europhys. Lett.* **56** (3), 379–385.
- PUMIR, A., XU, H. & BODENSCHATZ, E. 2011 Tetrad deformation and alignment of vorticity and strain in a turbulent flow. *In preparation*.
- SALAZAR, J P L C & COLLINS, L R 2011 Inertial particle relative velocity statistics in homogeneous isotropic turbulence. *Submitted to J. Fluid Mech.* -.
- SALAZAR, J P L C, JONG, J DE, CAO, L, WOODWARD, S H, MENG, H & COLLINS, L R 2008 Experimental and numerical investigation of inertial particle clustering in isotropic turbulence. *J. Fluid Mech.* **600**, 245–256.
- SAW, E W, SHAW, R A, AYYALASOMAYAJULA, S, CHUANG, P Y & GYLFASON, A 2008 Inertial clustering of particles in high-reynolds-number turbulence. *Phys. Rev. Lett.* **100** (21), 214501.
- SCHMITT, F C & SEURONT, L 2008 Intermittent turbulence and copepod dynamics: Increase in encounter rates through preferential concentration. *J. Mar. Sys.* **70**, 263–272.
- SHAW, R A 2003 Particle-turbulence interactions in atmospheric clouds. *Ann. Rev. Fluid Mech.* **35**, 183–227.
- SUNDARAM, S & COLLINS, L R 1997 Collision statistics in an isotropic particle-laden turbulent suspension .I. direct numerical simulations. *J. Fluid. Mech.* **335**, 75–109.
- WOOD, A M, HWANG, W & EATON, J K 2005 Preferential concentration of particles in homogeneous and isotropic turbulence. *Int. J. Multiphas Flow* **31** (10-11), 1220–1230.
- XU, H 2008 Tracking lagrangian trajectories in position-velocity space. *Meas. Sci. Technol.* **19** (7), 075105.



- XU, H & BODENSCHATZ, E 2008 Motion of inertial particles with size larger than kolmogorov scale in turbulent flows. *Physica D* **237**, 2095–2100.
- XU, H, OUELLETTE, N T, VINCENZI, D & BODENSCHATZ, E 2007 Acceleration correlations and pressure structure functions in high-reynolds number turbulence. *Phys. Rev. Lett.* **99**, 204501.
- XU, H., PUMIR, A. & BODENSCHATZ, E. 2011 The pirouette effect in turbulent flows. *Nat. Phys.* **7**, 709–712.
- ZAICHIK, L I & ALIPCHENKOV, V M 2009 Statistical models for predicting pair dispersion and particle clustering in isotropic turbulence and their applications. *New J. Phys.* **11**, 103018.