



HAL
open science

On the pressure and temperature dependence of ordering temperature and magnetization of $Y_{1-x}Th_xCo_4B$ compounds

Hervé Mayot, Olivier Isnard, Z. Arnold, J. Kamarad

► **To cite this version:**

Hervé Mayot, Olivier Isnard, Z. Arnold, J. Kamarad. On the pressure and temperature dependence of ordering temperature and magnetization of $Y_{1-x}Th_xCo_4B$ compounds. *Journal of Applied Physics*, 2010, 107, pp.3921. 10.1063/1.3418445 . hal-00983997

HAL Id: hal-00983997

<https://hal.science/hal-00983997>

Submitted on 26 Apr 2014

HAL is a multi-disciplinary open access archive for the deposit and dissemination of scientific research documents, whether they are published or not. The documents may come from teaching and research institutions in France or abroad, or from public or private research centers.

L'archive ouverte pluridisciplinaire **HAL**, est destinée au dépôt et à la diffusion de documents scientifiques de niveau recherche, publiés ou non, émanant des établissements d'enseignement et de recherche français ou étrangers, des laboratoires publics ou privés.

On the pressure and temperature dependence of ordering temperature and magnetization of $Y_{1-x}Th_xCo_4B$ compounds

H. Mayot,¹ O. Isnard,^{1,2,a)} Z. Arnold,³ and J. Kamarad³

¹Institut Néel du CNRS, associé à l'Université Joseph Fourier, BP166X, F-38042 Grenoble Cédex 9, France

²Institut Universitaire de France, Maison des Universités, 103 Boulevard Saint Michel, 75005 Paris, France

³Institute of Physics AS CR, v.v.i., Na Slovance 2, 182 21 Praha 8, Czech Republic

(Received 25 December 2009; accepted 6 April 2010; published online 26 May 2010)

We present here a detailed investigation of the pressure dependence of the structural and magnetic properties in a wide temperature range from 5 to 340 K for the $Y_{1-x}Th_xCo_4B$ series. The unit cell lattice compressibility has been determined from powder neutron diffraction technique in the 0 to 0.5 GPa pressure range. Substitution of Th for Y is found to reduce significantly the compressibility. The Curie temperature decreases dramatically upon the Th for Y substitution. Studies were performed on polycrystalline samples under hydrostatic pressure up to 1.1 GPa and in magnetic field up to 5 T. The evolution of the saturation magnetization under pressure is presented as well as the pressure dependence of the Curie temperature. Remarkable pressure effects on the Curie temperature and on the critical field at which the first order magnetization process occurs for $Y_{0.8}Th_{0.2}Co_4B$ are analyzed and discussed. The pressure derivatives values of both the Curie temperature and the magnetization are negative for all the studied compounds. This is an opposite tendency than that expected from chemical pressure effects. This supports the dominant role of valence electrons in the magnetic properties of the substituted $Y_{1-x}Th_xCo_4B$ compound in the case of the chemical pressure effect. The magnetization and the Curie temperature exhibit different pressure dependence along the $Y_{1-x}Th_xCo_4B$ series of compounds. © 2010 American Institute of Physics. [doi:10.1063/1.3418445]

I. INTRODUCTION

Among the wide family of rare-earth (R) transition metal (M) intermetallic, the $R_{n+1}Co_{3n+5}B_{2n}$ compounds, where R represents a lanthanide, form a physically interesting class of materials because they crystallize in the same space group and can be simply derived from the RCO_5 structure type.¹⁻⁸ The compounds are obtained by the ordered substitution of boron for cobalt in RCO_5 ($n=0$). For $n=1$ (RCO_4B), a superstructure of the RCO_5 one is obtained leading to a doubling of the unit cell.¹⁻¹¹ Compounds of this series are known to exhibit interesting magnetic properties which have motivated intensive research during the last years.^{6,11-21} Since their discovery, the RCO_4B compounds have attracted much interest since they exhibit unusually large magnetocrystalline anisotropy.^{16,22,23} Furthermore, the isotype RCO_4B compounds with nonmagnetic R elements such as La, Lu, and Y exhibit unique magnetic properties governed by the Co sublattice only. Due to a competition between two inequivalent Co atomic positions, the spin reorientation transition and the first order magnetization process (FOMP) have been found in YCo_4B compound. Such behavior has been studied in details by magnetic measurements,^{9,24-26} neutron diffraction investigation,^{3,9} Mossbauer spectroscopy,²⁷⁻²⁹ NMR,³⁰ or band structure calculations.³¹ More recently $ThCo_4B$ isotype compound has been discovered.³² Substituting nonmagnetic Th for Y in YCo_4B , volume of the elemental crystal unit cell

increases by 4% and magnetic properties are remarkably changed, e.g., the Curie temperature T_C is lowered by 20% and saturation magnetization M_S is reduced by more than 40%.³² In order to understand deeper the Co sublattice magnetic properties, we present here results of a study of both the chemical and the hydrostatic pressure effects on magnetic properties of the $Y_{1-x}Th_xCo_4B$ compound series. The magnetic properties of YCo_4B have been investigated in details by Thang and co-workers^{24,33} as well as the pressure dependence of these magnetic properties.^{22,25,26} Pressure studies were performed on polycrystalline samples under hydrostatic pressure. More recently, the complexity of the magnetic phase diagram of YCo_4B has motivated an extensive study of the magnetocrystalline behavior of this compound.²² Due to the recent discovery of the Th containing compounds, fewer studies have been devoted to these compounds.³⁴ Following these earlier works, we report here on the pressure and temperature dependence of the magnetic properties of the polycrystalline $Y_{1-x}Th_xCo_4B$ compounds in order to deeper investigate the unusual magnetic properties of these compounds.

II. EXPERIMENTAL

A. Synthesis and magnetic measurements

Polycrystalline samples of $Y_{1-x}Th_xCo_4B$ compounds have been prepared by arc melting technique in a cold copper crucible under an argon atmosphere, using elements of purity better than 99.9% for Y and Co and 99.8% for B. For better homogeneity, the samples were wrapped in a Ta foil

^{a)}Author to whom correspondence should be addressed. Electronic mail: olivier.isnard@grenoble.cnrs.fr.

and subsequently annealed at 1173 K for a week in an evacuated quartz tube. The samples purity has been checked by using the JEOL 840A scanning electron microscope equipped with the KEVEX energy dispersive x-ray analysis (EDX) microprobe. Structure of the samples has been checked by X-ray diffraction.

B. Magnetic measurements under high pressure

The magnetization curves of $Y_{1-x}Th_xCo_4B$ samples were recorded at ambient pressure by the extraction method³⁵ in a magnetic field up to 10 T. The magnetization measurements at high hydrostatic pressure up to about 1 GPa were performed in a superconducting quantum interference device magnetometer (Quantum Design Co.) in magnetic fields up to 5 T in the temperature range from 5 K to 300 K using a miniature pressure cell. The Curie temperature T_C under different pressures was determined from temperature dependence of dc susceptibility measured in a magnetic field 10 mT with a heating rate of 1 K per minute. The saturation magnetization at different pressures was determined from the isothermal magnetization curves.

The miniature piston-cylinder CuBe pressure cell was filled with a mixture of mineral oils as a pressure transmitting medium. The pressure was determined at low temperatures using the known pressure dependence of the critical temperature of the superconducting state of the Pb sensor placed inside the cell.³⁶ The actual pressure values for the isothermal magnetization curves were determined taking into account the temperature induced changes of the pressure inside the cell. For the temperature dependent measurements, the given pressure value corresponds to the pressure value at transition temperature.

C. Neutron diffraction experiments

The room temperature diffraction patterns have been measured on the instrument D1B operated by the CNRS at the ILL. On the D1B instrument, the diffraction patterns have been recorded over an angular range of 80° (2θ) using a multidetector with a step of 0.2° between each of the 400 3He detection cells. D1B is a two-axis powder diffractometer destined for diffraction experiments requesting a high neutron flux. Three pyrolytic graphite monochromators focused onto the sample position provide a flux of neutrons 6.5×10^6 n cm⁻² s⁻¹ with wavelength $\lambda=2.52$ Å. The take off angle is 44.2° in 2θ . In the Helium loaded high pressure cell used here, the pressure can be continuously adjusted from 0 to 0.5 GPa while the cell with a sample is in the beam. The cell is linked via a flexible high pressure capillary to a gas pressure generator, or a high pressure piston pump. Helium gas is used as the pressure transmitting medium for pressures up to 0.5 GPa. Pressure is determined by standard oil manometer and by strain gauges fixed on the outer surface of the pressure cell. The nuclear reflections were observed together with parasitic peaks stemming from the pressure cell. Background contribution is also caused by the incoherent scattering of the gas pressure cell which volume is much larger than volume of the sample. The lattice parameters

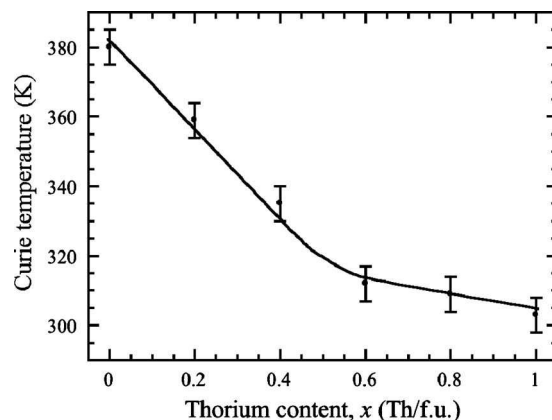


FIG. 1. Evolution of the Curie temperature in the $Y_{1-x}Th_xCo_4B$ compounds.

have been determined by Le Bail fitting of the observed diffraction peaks of the patterns obtained after subtraction of the cryostat and pressure cell contributions.

III. MAGNETIC MEASUREMENTS AT AMBIENT PRESSURE

We will concentrate here on the analysis of some magnetic properties of the compounds forming the solid solution between $R=Y$ and Th . The next section will be devoted to the evolution of the ordering temperatures versus composition and then an unusual magnetization process observed in $Y_{0.8}Th_{0.2}Co_4B$ will be presented.

A. Ordering temperature

The ordering temperature has been investigated by thermomagnetic measurements at constant field. As can be seen from Fig. 1, the $Y_{1-x}Th_xCo_4B$ compounds are exhibiting ferromagnetic behavior with an ordering temperature slightly above room temperature.

The ordering temperature is progressively decreasing upon substitution of Th for Y . This decrease (see Fig. 1) confirms the trend reported earlier for the two extreme compounds.³² This is also in favor of a solid solution behavior corresponding to the results of crystal structure investigation.³⁷ Furthermore, it is worth to recall that the replacement of trivalent Y by tetravalent Th atoms has led to a strong decrease in both, the Co magnetization as well as the Curie temperature from 375 K to 302 K going from YCo_4B to $ThCo_4B$, respectively. Values of the Curie temperature T_C of the $Y_{1-x}Th_xCo_4B$ compounds are summarized in Table I.

B. The first order like magnetization process

As it has been reported, YCo_4B exhibits a peculiar behavior of its magnetic properties with a step like shape of the magnetization isotherms recorded along the crystal c axis (hard magnetization direction, HMD) at low temperature or even along the a axis above the spin reorientation transition. It is worth to mention that this step like magnetization curves are only observed along the hard magnetic axis.^{22,33} This behavior of the magnetization curves recorded along HMD has been interpreted as the FOMP that can be characterized

TABLE I. The Curie temperature of the $Y_{1-x}Th_xCo_4B$ compounds and pressure derivatives of T_C and M_S .

x	T_C (K)	dT_C/dP (K/GPa)	$d \ln T_C/dP$ (TPa ⁻¹)	$T_C dT_C/dP$ (K ² /GPa)	$d \ln T_C/d \ln V$	$d \ln M_S(5 \text{ K})/dP$ (GPa ⁻¹)
0	375	-11.5(1.3)	-30.7(4.0)	-4310(30)	4.7(2.1)	-33(3) 10 ⁻³
0.2	352	-9.0(1.3)	-25.6(4.0)	-3170(30)	4.3(1.5)	-29(3) 10 ⁻³
0.4	329	-7.1(1.3)	-21.6(4.0)	-2340(30)	4.0(1.2)	-31(3) 10 ⁻³
0.6	315	-6.8(1.2)	-21.6(4.0)	-2140(25)	4.4(1.2)	-32(4) 10 ⁻³
0.8	309	-3.8(12)	-12.3(4.5)	-1170(25)	2.9(0.7)	-33(4) 10 ⁻³
1	302	-4.0(12)	-13.2(4.5)	-1210(25)	3.5(1.8)	-32(4) 10 ⁻³

by a critical field at which the magnetization increases rapidly with the increasing applied field. This FOMP like behavior of YCo_4B has been extensively studied elsewhere.^{22,24,33}

The present investigation reveals that $Y_{0.8}Th_{0.2}Co_4B$ is the only Th containing compound of the $Y_{1-x}Th_xCo_4B$ series exhibiting similar unusual behavior reminiscent to the behavior of the YCo_4B parent compound. This FOMP-like behavior of $Y_{0.8}Th_{0.2}Co_4B$ is clearly seen in Figs. 2 and 3. Here we take magnetic field where the maximum value of the field derivative of the magnetization curves is reached as the critical field of the FOMP, see Fig. 3. The critical field evolves when the temperature increases, as can be seen from Fig. 3. The critical field increases up to 2.5 T for $Y_{0.8}Th_{0.2}Co_4B$ thus approaching the anisotropy field. Consequently, this FOMP-like magnetization process has even completely disappeared at 100 K. It is remarkable that unlike YCo_4B which presents a spin reorientation of its magnetization direction, $Y_{0.8}Th_{0.2}Co_4B$ does not exhibit that.³⁷ Indeed, no anomalous behavior has been observed on the susceptibility measurements ruling out the possibility of such transition. The behavior of $Y_{0.8}Th_{0.2}Co_4B$ is similar to that observed previously for YCo_4B above the spin reorientation since in both cases the critical field increases with increasing temperature.

The overall magnetocrystalline energy of YCo_4B results from the competition of two contributions arising from the Co ions at the two crystal 2c and 6i sites. These contributions have opposite signs and comparable magnitudes.^{22,24,30,33} Consequently, the disappearance of the spin reorientation temperature upon Th for Y substitution can be interpreted as a result of the balance between these two sublattice anisotropy. Unlike the 2c Co-sites which keep about the same

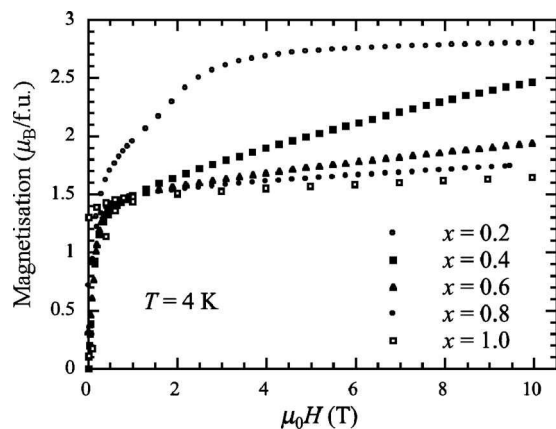


FIG. 2. Isothermal magnetization curves of the $Y_{1-x}Th_xCo_4B$ polycrystalline bulk samples at atmospheric pressure.

magnetic moment in both compounds, $ThCo_4B$ and YCo_4B ,^{19,32} the 6i Co-sites magnetization has been found to be significantly reduced in the $ThCo_4B$ compound. One can thus expect a strong reduction in the 6i Co-sites contribution to the magnetocrystalline anisotropy, a reduction which contributes to the disappearance of the spin reorientation upon replacing Y by Th atoms. At this point, it is worth to remind that the magnetic moment of the Co3g site in tetravalent $(Th,Ce)Co_5$ compounds has been reported to be low and unstable.³⁸ In this context and bearing in mind the structural relationship between the Co 3g and Co 6i positions in RCO_5 and RCO_4B structures, respectively, the reduced value of the Co 6i magnetic moment in $ThCo_4B$ may be taken as reminiscent of the RCO_5 behavior.

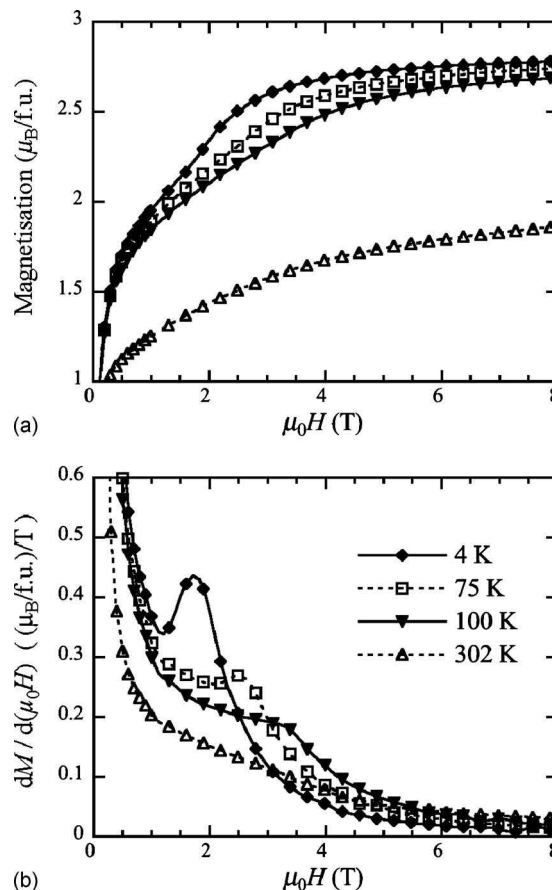


FIG. 3. (a) Isothermal magnetization curves of $Y_{0.8}Th_{0.2}Co_4B$ polycrystalline sample at ambient pressure. (b) Temperature evolution of the field derivatives of magnetization showing the critical field of the magnetic first order process at indicated temperatures.

TABLE II. Pressure evolution of the $Y_{1-x}Th_xCo_4B$ compounds lattice parameters deduced from powder neutron diffractions under pressures 0 and 0.5 GPa.

Composition	da/dP (Å/TPa)	dc/dP (Å/TPa)	dV/dP (Å ³ /GPa)	$d(\ln a)/dP$ (TPa ⁻¹)	$d(\ln c)/dP$ (TPa ⁻¹)	$d(\ln V)/dP$ (TPa ⁻¹)
$Y_{0.8}Th_{0.2}Co_4B$	-11(1)	-13(4)	-0.9(1)	-2.2(4)	-1.8(6)	-6.2(8)
$Y_{0.2}Th_{0.8}Co_4B$	-5.5(5)	-15(2)	-0.66(5)	-1.1(1)	-2.1(2)	-4.3(3)

The magnetization isotherms recorded at 4 K for the $Y_{1-x}Th_xCo_4B$ compounds are significantly exhibiting different magnetic behavior. The low magnetization obtained for the Th rich compounds may be indicative of the occurrence of instability of the magnetic moment. Indeed, as said above, itinerant metamagnetic behavior has been reported for the related RCO_5 phase (R=Th,Ce), leading to low magnetic state and metamagnetic transition under high applied fields from the small moment to the large moment state.^{38–40} The Co atoms in this compound occupy two sites, 2c and 3g. It was found by the band calculation⁴⁰ that the Co atoms at the 3g site are nonmagnetic without magnetic field, while the Co atoms at the 2c site are magnetic. High magnetic field measurements would be useful to check the possible occurrence of metamagnetic behavior in Th rich $Y_{1-x}Th_xCo_4B$ compounds.

In $Y_{0.8}Th_{0.2}Co_4B$, the disappearance of the steplike magnetization curves above 220 K may originate from the overall change in the magnetocrystalline anisotropy parameters upon increasing temperature. Indeed, the increase in the critical field may lead to a cross over with the anisotropy field thus leading to the disappearance of the observed FOMP-like in the magnetocrystalline isotherms. The presence of FOMP in the magnetization curves requires certain conditions concerning the anisotropy constant that must be fulfilled—see the articles of Asti and Bolzoni for more details.^{41–43} A detailed investigation of the anisotropy parameters of these $Y_{1-x}Th_xCo_4B$ compounds is out of the scope of the present paper since such study requires single crystal samples and high magnetic field to enable the adequate saturation of the sample.

IV. PRESSURE EFFECTS

The pressure effects on magnetic properties of RCO_4B compounds^{22,25,26,34,44} have attracted our interest in the last several years. Following these earlier measurements, we investigate and analyze successively the evolution of the ordering temperature, the magnetization, and the possible occurrence of the FOMP anomalies in the magnetic properties of the $Y_{1-x}Th_xCo_4B$ compounds. After the description of the pressure effect on the crystal lattice, Secs. IV A–IV D will be devoted to the influence of pressure on the crystal structure and the intrinsic magnetic properties of these compounds starting from the crystal lattice, followed by the Curie temperature then by the magnetization and finally by the critical field of FOMP.

A. Pressure effects on the crystal lattice

Two samples have been selected for the investigation of the effect of pressure on their lattice: $Y_{0.8}Th_{0.2}Co_4B$ and $Y_{0.2}Th_{0.8}Co_4B$. The neutron diffraction experiments have been undertaken at room temperature. Table II presents the pressure dependence of the lattice parameters of these two compounds. The pressure induced reduction in the unit cell volume is much smaller for the Th rich compound than for the Y rich one, showing the influence of the R element nature on the compressibility of the lattice. According to earlier studies, the values of compressibility, $\kappa = -d \ln V / dP$, are almost the same along the RCO_4B compound series whatever the rare-earth element is used. The value of 7.4 TPa⁻¹ has been reported for $CeCo_4B$.²⁶ The values calculated here for $Y_{1-x}Th_xCo_4B$ are much smaller, 6.2 and 4.3 for $x=0.2$ and 0.8, respectively, bearing witness to the influence of a large atom like Th on the intermetallic compound compressibility. It is worth to note that in spite of the known intermediate valence state of Ce between the trivalent and tetravalent state, the compressibility of the $CeCo_4B$ compound does not correspond here to an intermediate case between the compressibility of Y rich and Th rich $Y_{1-x}Th_xCo_4B$ compounds. As it is seen from Figs. 4 and 5, a continuous reduction in the lattice parameters of both investigated compounds, with $x=0.2$ and 0.8, is observed under pressure. Within error bars, their linear pressure dependence can be considered in the whole investigated pressure range.

B. Pressure effects on the Curie temperature of $Y_{1-x}Th_xCo_4B$ compounds

The Curie temperature of YCo_4B has been found²⁶ to vary under the applied pressure with the pressure coefficients $d \ln T_C / dP = -3.1 \times 10^{-2} \text{ GPa}^{-1}$ ($dT_C / dP = -11.5 \text{ K/GPa}$). We concentrate here on the $Y_{1-x}Th_xCo_4B$ isotype compounds. As can be seen from Fig. 6, applying pressure induces a reduction in the Curie temperature of all the $Y_{1-x}Th_xCo_4B$ compounds. The pressure coefficients of T_C are summarized in Table I.

As can be clearly seen in Fig. 7 presenting the composition dependence of the pressure coefficients is plotted, the compounds $Y_{1-x}Th_xCo_4B$ with the larger Th content exhibit the substantially lower pressure dependence of the Curie temperature. On the other hand, T_C itself decreases with x only slightly. Values of the parameter $T_C dT_C / dP$ have been reported to be close to $4300 \pm 300 \text{ K}^2/\text{GPa}$ for the RCO_4B .²⁶ This is a value that is well consistent with the Wolfarth's model of itinerant ferromagnetism.^{45,46} When substituting Th for Y in the $Y_{1-x}Th_xCo_4B$ compounds series, the parameter $T_C dT_C / dP$ is significantly reduced by increasing x . Such

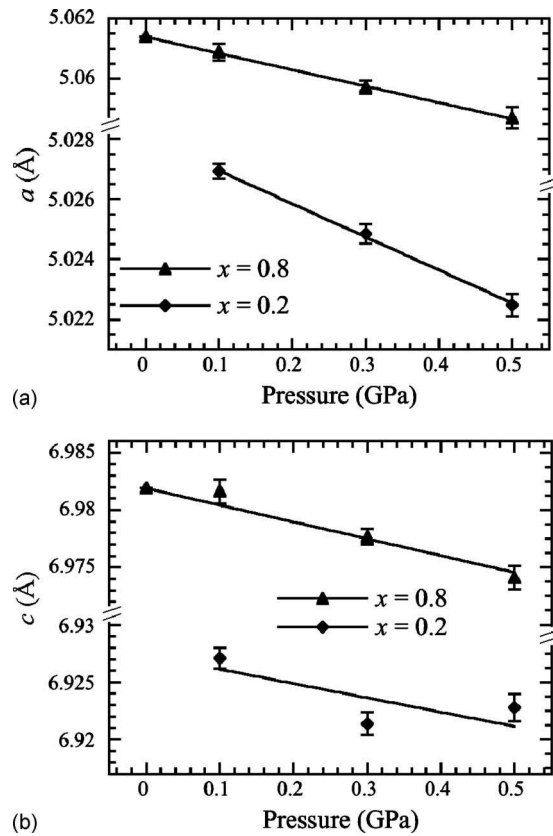


FIG. 4. Pressure evolution of the a lattice parameter (a) and of the c lattice parameter (b) for the $Y_{1-x}Th_xCo_4B$ compounds, with $x=0.8$ and 0.2 , at room temperature.

high value of $T_C dT_C/dP$ for the RCo_4B compounds (R = rare-earth element or Y) could be understood by the presence of a non-negligible contribution of the $5d$ (or $4d$) and $6s$ (or $5s$ electrons of R (or Y, respectively)-elements to the itinerant magnetism of the $3d$ -electrons in the Co sublattice. In the contrast to R, a similar contribution of the $6d$ - and $7s$ -electrons of Th is almost negligible and the strong decrease in the parameter $T_C dT_C/dP$ indicates that the Co sublattice magnetism is evolving toward a more pronounced localized character with the increasing substitution of Th for Y. Using the compressibility parameters determined above, the volume dependence of the Curie temperature has been de-

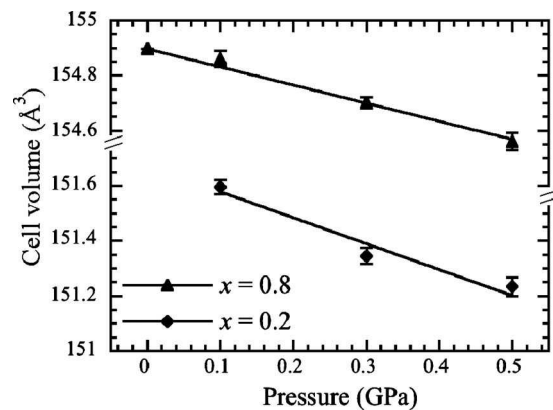


FIG. 5. Pressure evolution of the unit cell volume of the $Y_{1-x}Th_xCo_4B$ compounds, with $x=0.8$ and 0.2 , at room temperature.

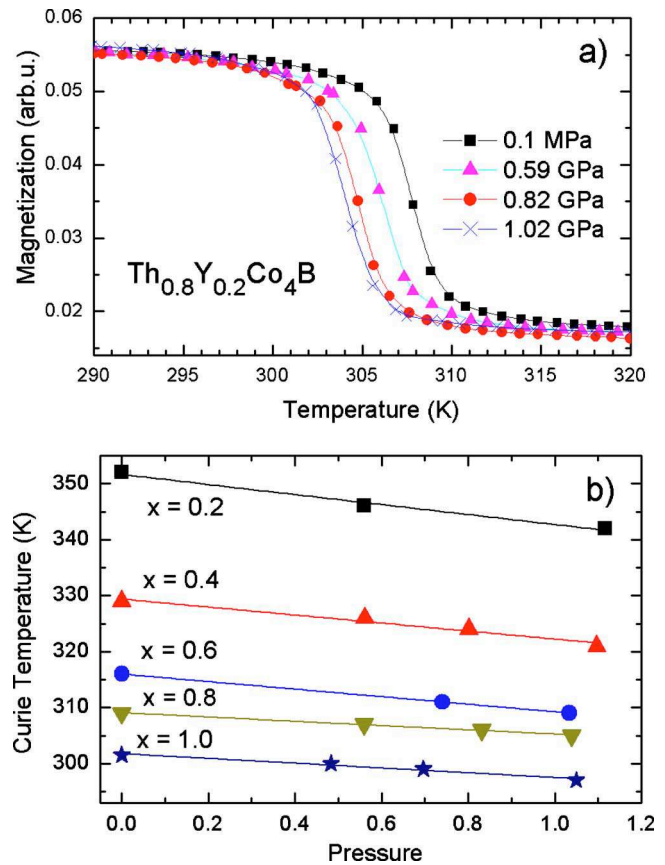


FIG. 6. (Color online) (a) Thermomagnetic measurements at field 10 mT for $Y_{0.2}Th_{0.8}Co_4B$ at the indicated pressures. (b) Pressure evolution of the Curie temperature of the $Y_{1-x}Th_xCo_4B$ polycrystalline samples.

derived. The corresponding values are given in Table I. It can be noticed that both the compressibility and the Curie temperature dependences are much smaller for the Th rich compound. These results may be related since the exchange interactions are known to be dependent upon inter-atomic distances. The consequence of remarkably lower compressibility of the Th rich compound than that of Y rich compound is a significant reduction in the differences between the volume dependences of Curie temperature for Th and Y rich compounds—see Table I. Practically identical values of dT_C/dP for compounds with $x=0.8$ and $x=1$ together with

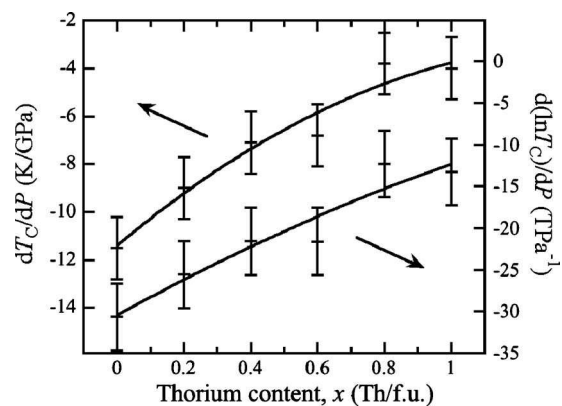


FIG. 7. Dependence of dT_C/dP and $d \ln T_C/dP$ on composition of the $Y_{1-x}Th_xCo_4B$ compounds.

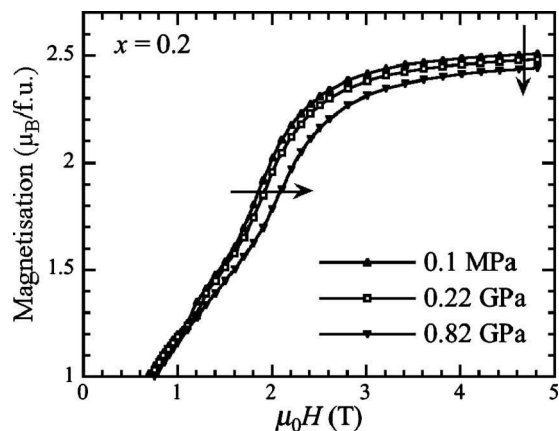


FIG. 8. Pressure evolution of the magnetization isotherms and the first order magnetization like process in the $Y_{0.8}Th_{0.2}Co_4B$ polycrystalline sample at temperature 5 K.

similar magnetization values at ambient pressure can be an indication of the fact, that magnetic moments of Co 6i ions are already suppressed in both compounds.

One can remark the decrease in T_C of the $Y_{1-x}Th_xCo_4B$ compounds upon applying pressure and corresponding decrease in the unit cell volume. On the contrary at ambient pressure, the reduction in the Curie temperature is induced by replacing Th for Y in spite of an expansion of the unit cell. This bears witness to the importance of the electronic influence of the substitution. The effect of Th cannot be consequently reduced to a chemical pressure effect, but, the electronic effect is of prime importance in the $Y_{1-x}Th_xCo_4B$ compounds to determine the magnetic properties of the Co sublattice.

C. Pressure dependence of the magnetization

The high magnetocrystalline anisotropy hampers to reach complete magnetic saturation in the $Y_{1-x}Th_xCo_4B$ compounds at the magnetic fields used. The shape of magnetization isotherms is not affected by pressure, but as can be seen from Fig. 8, the magnetization is pressure dependent and the logarithmic pressure derivative of the saturation magnetization, $d \ln M_S/dP$, can be estimated.

It has been reported earlier that magnetization of the YCo_4B compound is very sensitive to the external applied pressure.^{25,26} The value of the logarithmic derivative, $d \ln M_S/dP = -33 \times 10^{-3} \text{ GPa}^{-1}$, that has been obtained²⁶ is of an order of magnitude larger than the pressure effect on the magnetic moment of metallic cobalt.²⁶ In the present study, the determined values of $1/M_S \cdot dM_S/dP$ are ranging from $-29 \times 10^{-3} \text{ GPa}^{-1}$ to $-32 \times 10^{-3} \text{ GPa}^{-1}$ for $Y_{0.8}Th_{0.2}Co_4B$ and $Y_{0.2}Th_{0.8}Co_4B$, respectively. In contrast with the pressure dependence of T_C , the pressure coefficient of the magnetization is only slightly sensitive to the Th concentration (see Table I). The determined values of $d \ln M_S/dP$ are similar not only to those reported earlier for YCo_4B but also to the more recently presented values for YCo_4Si ($-33 \times 10^{-3} \text{ GPa}^{-1}$ and $-30(5) \times 10^{-3} \text{ GPa}^{-1}$, respectively^{22,26,47}). Such high values of $d \ln M_S/dP$ can be interpreted as a confirmation of the dominant itinerant character of the Co magnetic moment in RCo_4B . It is worth to

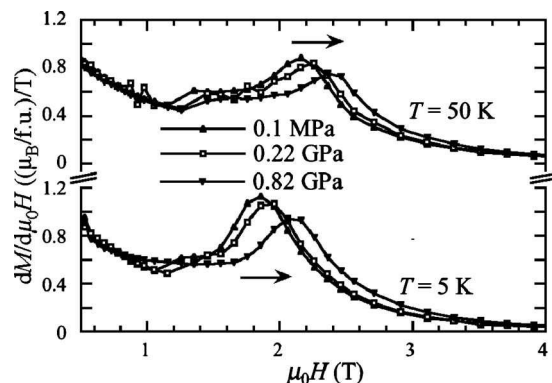


FIG. 9. Pressure evolution of the critical field of the FOMP in the $Y_{0.8}Th_{0.2}Co_4B$ polycrystalline sample at the indicated temperatures.

recall that for the largest Th concentration the large anisotropy hampers to saturate the sample and the obtained values of the logarithmic pressure derivative are in these cases rather qualitative. The pressure induced decrease in magnetization of studied compounds is slightly more pronounced at increasing temperature as a consequence of the decrease in T_C with pressure. At 200 K, the corresponding logarithmic pressure derivatives are ranging between -33 and $-44 \times 10^{-3} \text{ GPa}^{-1}$ for the $Y_{1-x}Th_xCo_4B$ compounds.

D. Pressure effects on the critical field in $Y_{0.8}Th_{0.2}Co_4B$

The disappearance of the FOMP-like behavior for the $Y_{1-x}Th_xCo_4B$ compounds with composition $x > 0.2$ may be taken as an indication that this phenomenon reflects the interplay between the 2c and 6i Co-site contribution to the magnetocrystalline anisotropy. Indeed, the 6i Co-site contribution to the magnetization has been found to vanish when replacing Y by Th. Consequently, a reduction in the 6i Co-sites contribution to the magnetocrystalline anisotropy and the disappearance of the spin reorientation are expected replacing Y by Th atoms. Following this expectation, the magnetocrystalline anisotropy behavior of the $Y_{0.8}Th_{0.2}Co_4B$ compound should be controlled by the 2c Co-site mainly. One can thus suppose that the behavior of anisotropy of $Y_{0.8}Th_{0.2}Co_4B$ is similar to that of YCo_4B at high temperature when the 2c Co-sublattice contribution to the anisotropy dominates over the 6i Co-sublattice. Indeed, this is what happens since, for the $Y_{0.8}Th_{0.2}Co_4B$ compound, the critical field of the FOMP-like magnetization process increases with increasing temperature by the same way as in YCo_4B above the spin reorientation temperature.²² As can be seen from Figs. 8 and 9, the critical field at which the FOMP-like behavior manifests itself is found to be pressure dependant. Moreover, the pressure evolution of the critical field in $Y_{0.8}Th_{0.2}Co_4B$ is linear versus pressure as observed in the case of YCo_4B above the spin reorientation.²² At 5 K, this critical field increases from 1.86 T to 2.07 T when the applied pressure increases from 0 GPa up to 0.8 GPa, respectively. It is remarkable that this pressure induced increase in the critical field corresponding to the anomalous magnetization process is almost the same at 5 and 50 K. The pressure derivative of dH_C/dP is found to be $0.26(5) \text{ T/GPa}$ and $0.32(5) \text{ T/GPa}$ at 5 K and 50 K, respectively. These values

can be compared to that of YCo_4B above the spin reorientation transition, where value of $dH_C/dP=0.3$ T/GPa has been obtained.²²

V. DISCUSSION

In YCo_4B , neutron diffraction^{3,9} has shown that the 2c Co-site carries a much larger magnetic moment than the 6i Co-sites. Both neutron diffraction and band structure calculations have demonstrated that Th for Y replacement dramatically influences the magnetic moment on the 6i Co-site.¹⁹ Indeed, the magnetic moment carried on the 6i Co-site in ThCo_4B has been reported to be barely nil. On the contrary, the 2c Co-site is not much affected by the Th for Y replacement. For the large Th concentration in $\text{Y}_{1-x}\text{Th}_x\text{Co}_4\text{B}$ solid solution, the 6i Co-site magnetization being negligible, the magnetic features reported here can be ascribed to the 2c Co-sublattice only. When comparing the pressure sensitivity of the Y rich to that of the Th rich compound one can assume that the observed difference in pressure behavior of these compounds represents the 6i Co-site sensitivity only since the magnitude of 2c magnetic Co moment is not affected by the Th for Y substitution. According to the large difference in dT_C/dP observed for the YCo_4B and ThCo_4B compound, respectively, one can expect the 6i Co-sublattice contribution to the Curie temperature of YCo_4B to be more sensitive to the pressure than the 2c Co-sublattice one. On the one hand, one has to recall that both Co sublattices are carrying about the same magnetization in YCo_4B , on the other hand, already in the related ferromagnetic ThCo_5 compound, the Co 3g site exhibits a lower magnetic state leading to unusual metamagnetic transition.^{38,40} The metamagnetic transition takes place when the Co atoms at the 3g site become magnetic under the magnetic field, a transition which has been found to be very sensitive to the applied pressure.³⁹

The larger pressure sensitivity of the corresponding 6i Co-site may be related to the difference in the local atomic environment of the Co-sites since the presence of boron atoms in the neighborhood of the 6i Co-site leads to strong hybridization of the Co and B electronic states. One can thus assume that applying pressure should strengthen this hybridization by decreasing the 6i Co–B distances thus favoring a reduction in the Co magnetic moment on the 6i sites. Obviously, the 2c Co-sites which have not boron as the nearest neighbors should not experience such electronic effect of pressure.

This discussion also requires the precise knowledge of the crystal structure and its evolution with composition. Consequently, crystallographic investigation will be carried out by x-ray diffraction and analysis will enable to check the possibility of preferential substitution scheme in the $\text{Y}_{1-x}\text{Th}_x\text{Co}_4\text{B}$ solid solution. Indeed one has to keep in mind that the two inequivalent atomic positions for R are present in the RCo_4B type structure. The replacement of trivalent Y atoms by tetravalent Th atom may have a significant influence on the physical properties. The determination of the Th location within the lattice is thus of importance and this will be the aim of a further work.

The FOMP-like behavior is present in $\text{Y}_{0.8}\text{Th}_{0.2}\text{Co}_4\text{B}$,

but, it disappears in the compounds with the larger Th content. This reflects that the magnetocrystalline anisotropy parameters are significantly changed upon Th for Y substitution. The critical field at which this unusual FOMP-like behavior occurs in $\text{Y}_{0.8}\text{Th}_{0.2}\text{Co}_4\text{B}$ is temperature as well as pressure dependent. The YCo_4B compound can be regarded as a sample of intermetallics that is very sensitive to the external pressure in comparison with the Th containing iso-type compounds. Large sensitivity of the Co sublattice magnetic properties to external excitation like temperature, field, and pressure has been observed.

VI. CONCLUSIONS

The values of pressure derivatives of both the Curie temperature and the magnetization are negative for all the $\text{Y}_{1-x}\text{Th}_x\text{Co}_4\text{B}$ compounds series. This is opposite to the positive effect expected from the unit cell volume increase occurring upon Th for Y substitution. This clearly supports the dominant effect of valence electrons on the magnetic properties of the substituted $\text{Y}_{1-x}\text{Th}_x\text{Co}_4\text{B}$ compound with respect to the chemical pressure effect. In order to quantify the electronic effect, band structure calculations are necessary. Whereas the substitution of Th for Y induces a strong reduction in the Curie temperature and the magnetization, the pressure dependence of magnetization is almost the same in all the $\text{Y}_{1-x}\text{Th}_x\text{Co}_4\text{B}$ compounds. This indicates that the magnetism of the Co-sublattice plays clearly dominating role in the sensitivity of magnetization to external pressure. On the contrary, the sensitivity of the Curie temperature to external pressure is much higher in the Y rich compounds than in the Th rich ones which bear witness to the electronic influence of Th in this case.

The spin reorientation presented in YCo_4B disappears in the $\text{Y}_{1-x}\text{Th}_x\text{Co}_4\text{B}$ compounds with $x < 0.2$. The FOMP occurs only for $\text{Y}_{0.8}\text{Th}_{0.2}\text{Co}_4\text{B}$. The pressure dependence of the critical field at which this FOMP phenomenon occurs has been analyzed and discussed. Whereas YCo_4B has been described as the unique compound where the FOMP is associated with the Co sublattice only, we have shown here that $\text{Y}_{0.8}\text{Th}_{0.2}\text{Co}_4\text{B}$ also exhibits such unusual magnetic behavior. According to the room temperature neutron diffractions, the lattice parameters decrease linearly in the pressure range up to 0.5 GPa. The substitution of Th for Y induces a significant reduction in the $\text{Y}_{1-x}\text{Th}_x\text{Co}_4\text{B}$ lattice compressibility.

Further magnetic studies of the $\text{Y}_{1-x}\text{Th}_x\text{Co}_4\text{B}$ compounds at high magnetic field are necessary to saturate the magnetization of all the samples and to determine accurately the saturation magnetization as well as the anisotropy parameters. In order to better understand the magnetic properties of the Co sublattice at a microscopic scale, low neutron diffraction experiments would be necessary.

ACKNOWLEDGMENTS

The financial support of the project 202/09/1027 GA CR and that of the CNRS-ASRT cooperation Program No. 18115 is also warmly acknowledged.

¹Yu. B. Kuz'ma and N. S. Bilonizko, *Sov. Phys. Crystallogr.* **18**, 447

- (1974).
- ²Yu. B. Kuz'ma, *Crystal chemistry of borides* (Lviv University, Ukraine, 1983), in Russian.
- ³C. Chacon and O. Isnard, *J. Phys.: Condens. Matter* **13**, 5841 (2001).
- ⁴C. Zlotea, C. Chacon, and O. Isnard, *J. Appl. Phys.* **92**, 7382 (2002).
- ⁵A. Szajek, *J. Magn. Magn. Mater.* **185**, 322 (1998).
- ⁶O. Isnard and C. Chacon Carillo, *J. Alloys Compd.* **442**, 22 (2007).
- ⁷E. Burzo, V. Pop, C. C. Borodi, and R. Ballou, *IEEE Trans. Magn.* **30**, 628 (1994).
- ⁸H. Ogata, H. Ido, and H. Yamauchi, *J. Appl. Phys.* **73**, 5911 (1993).
- ⁹C. Chacon and O. Isnard, *J. Appl. Phys.* **89**, 71 (2001).
- ¹⁰H. Yamada, K. Terao, H. Nakazawa, I. Kitagawa, N. Suzuki, and H. Ido, *J. Magn. Magn. Mater.* **183**, 94 (1998).
- ¹¹Cz. Kapusta, M. Rosenberg, and K. H. J. Buschow, *J. Alloys Compd.* **187**, 409 (1992).
- ¹²E. Burzo, *J. Magn. Magn. Mater.* **196–197**, 901 (1999).
- ¹³E. Burzo and M. Ursu, *J. Magn. Magn. Mater.* **70**, 345 (1987).
- ¹⁴A. T. Pedziwiatr, S. Y. Jiang, W. E. Wallace, E. Burzo, and V. Pop, *J. Magn. Magn. Mater.* **66**, 69 (1987).
- ¹⁵C. Chacon and O. Isnard, *J. Solid State Chem.* **154**, 242 (2000).
- ¹⁶H. Ido, K. Sugiyama, H. Hachino, M. Date, S. F. Cheng, and K. Maki, *Physica B* **177**, 265 (1992).
- ¹⁷N. P. Thuy, N. M. Hing, J. P. Liu, X. Li, J. J. M. Franse, and F. R. de Boer, *Physica B* **177**, 270 (1992).
- ¹⁸O. Isnard, V. Pop, and J. C. Toussaint, Proceedings of the High performance Magnet and their Applications, Annecy, 29 August–2 September 2004, Vol. 2, p. 549.
- ¹⁹D. Benea, V. Pop, and O. Isnard, *J. Magn. Magn. Mater.* **320**, 36 (2008).
- ²⁰A. Szajek, *Acta Phys. Pol. A* **113**, 283 (2008).
- ²¹C. Chacon, O. Isnard, L. Chioncel, C. Giorgetti, F. Baudelet, and E. Dartyge, *J. Magn. Magn. Mater.* **242–245**, 861 (2002).
- ²²H. Mayot, O. Isnard, Z. Arnold, and J. Kamarad, *J. Phys.: Condens. Matter* **20**, 135207 (2008).
- ²³N. M. Hong, N. P. Thuy, T. D. Hien, G. Hilscher, T. S. Zhao, and G. Grössinger, *J. Appl. Phys.* **73**, 5917 (1993).
- ²⁴C. V. Thang, P. E. Brommer, N. P. Thuy, and J. J. M. Franse, *J. Magn. Magn. Mater.* **171**, 237 (1997).
- ²⁵J. Kamarad, Z. Arnold, O. Mikulina, V. Sechovsky, H. Ido, and N. M. Hong, *Physica B* **237–238**, 527 (1997).
- ²⁶Z. Arnold, J. Kamarad, Y. Skorokhod, N. M. Hong, N. P. Thuy, and C. V. Thang, *J. Magn. Magn. Mater.* **262**, 382 (2003).
- ²⁷J. M. Cadogan, L. Hong-Shuo, S. J. Campbell, and J. Jing, *Sol. State Comm.* **81**, 121 (1992).
- ²⁸G. J. Long, R. P. Hermann, F. Grandjean, C. Chacon, and O. Isnard, *J. Phys.: Condens. Matter* **18**, 10765 (2006).
- ²⁹F. Grandjean, M. T. Sougrati, H. Mayot, O. Isnard, and G. J. Long, *J. Phys.: Condens. Matter* **21**, 186001 (2009).
- ³⁰Cz. Kapusta, N. Spiridis, and H. Figiel, *J. Magn. Magn. Mater.* **83**, 153 (1990).
- ³¹I. Kitagawa and N. Suzuki, *J. Magn. Magn. Mater.* **177–181**, 1357 (1998).
- ³²O. Isnard, V. Pop, and J. C. Toussaint, *J. Phys.: Condens. Matter* **15**, 791 (2003).
- ³³C. V. Thang, Ph.D. thesis, Universiteit van Amsterdam, 1996.
- ³⁴H. Mayot, O. Isnard, Z. Arnold, and J. Kamarad, *High Press. Res.* **26**, 489 (2006).
- ³⁵A. Barlet, J. C. Genna, and P. Lethuillier, *Cryogenics* **31**, 801 (1991).
- ³⁶J. Kamarad, Z. Machátová, and Z. Arnold, *Rev. Sci. Instrum.* **75**, 5022 (2004).
- ³⁷H. Mayot, Ph.D. thesis, Université Joseph Fourier de Grenoble, 2008.
- ³⁸D. Givord, J. Laforest, R. Lemaire, and Q. Lu, *J. Magn. Magn. Mater.* **31–34**, 191 (1983).
- ³⁹R. Ballou, M. Shimizu, and J. Voiron, *J. Magn. Magn. Mater.* **84**, 23 (1990).
- ⁴⁰L. Nordström, B. Johansson, O. Eriksson, and M. S. S. Brooks, *Phys. Rev. B* **42**, 8367 (1990).
- ⁴¹G. Asti and F. Bolzoni, *J. Magn. Magn. Mater.* **20**, 29 (1980).
- ⁴²G. Asti, in *Ferromagnetic Materials*, edited by K. H. J. Buschow and E. P. Wohlfarth (Elsevier, Amsterdam, 1990), Vol. 5.
- ⁴³O. Isnard, V. Pop, M. Guillot, H. Mayot, and J. C. Toussaint in preparation.
- ⁴⁴Z. Arnold, N. M. Hong, Y. Skorokhod, and Z. Machatova, *Physica B* **327**, 211 (2003).
- ⁴⁵E. P. Wohlfarth, *Solid State Commun.* **35**, 797 (1980).
- ⁴⁶J. Inoue and M. Shimizu, *Phys. Lett. A* **90A**, 85 (1982).
- ⁴⁷O. Isnard, Z. Arnold, N. Coroian, and J. Kamarad, *J. Magn. Magn. Mater.* **316**, 325 (2007).