



HAL
open science

Price Competition between Road Side Units Operators in Vehicular Networks

Vladimir Fux, Patrick Maillé, Matteo Cesana

► **To cite this version:**

Vladimir Fux, Patrick Maillé, Matteo Cesana. Price Competition between Road Side Units Operators in Vehicular Networks. 2013. hal-00967110

HAL Id: hal-00967110

<https://hal.science/hal-00967110>

Preprint submitted on 31 Mar 2014

HAL is a multi-disciplinary open access archive for the deposit and dissemination of scientific research documents, whether they are published or not. The documents may come from teaching and research institutions in France or abroad, or from public or private research centers.

L'archive ouverte pluridisciplinaire **HAL**, est destinée au dépôt et à la diffusion de documents scientifiques de niveau recherche, publiés ou non, émanant des établissements d'enseignement et de recherche français ou étrangers, des laboratoires publics ou privés.

Price Competition between Road Side Units Operators in Vehicular Networks

Vladimir Fux, Patrick Maillé
Institut Mines-Telecom/Telecom Bretagne - IRISA
2, rue de la Chataigneraie
35576 Cesson-Sévigné Cedex - France
Email: {name.surname}@telecome-bretagne.eu

Matteo Cesana
Dipartimento di Elettronica, Informazione e Bioingegneria
Politecnico di Milano
Piazza Leonardo da Vinci, 32 - 20133 Milano - Italy
Email: {name.surname}@polimi.it

Abstract—Vehicular networks, besides supporting safety-oriented applications, are nowadays expected to provide effective communication infrastructure also for supporting leisure-oriented application including content sharing, gaming and Internet access on the move. This work focuses on Vehicle to Infrastructure (V2I) scenarios, where multiple content providers own a physical infrastructure of Road Side Units (RSUs) which they use to *sell* contents to moving vehicles. Content provider/RSU owners compete by adapting their pricing strategies with the selfish objective to maximize their own revenues. We study the economics of the price competition between the providers by resorting to game theoretic tools. Namely, we formalize a simultaneous price game among the operators further studying the existence of Nash equilibria and their related quality in terms of Price of Anarchy and Price of Stability. The proposed game model is finally used to assess the impact onto the game equilibria of several practical factors including the vehicles' willingness to pay, the traffic densities, and the configuration of the physical networks of RSUs.

I. INTRODUCTION

The constant increase in the number of cars traveling along the roads worldwide calls for effective means to improve the road safety and the efficiency of the overall transportation infrastructure. To this end, the research community, the industries and the governments all over the world are investing much of their efforts and money on the development of integrated Intelligent Transportation Systems (ITS) based on wireless communication networks allowing vehicles, equipment on the road, service centers and intelligent sensors to exchange information in a prompt and cost effective way. In this scenario, vehicles are geared with wireless communication hardware, often referred to as On Board Units (OBUs), to support communication with other vehicles (Vehicle-to-Vehicle, V2V) and with road infrastructure (Vehicle-to-Infrastructure, V2I). In this last case, the devices composing the roadside infrastructure are often called RoadSide Units (RSUs).

A broad classification of the applications which are enabled by vehicular networks can be found in [8] where a distinction is made between applications targeting safety, transport efficiency, and information/entertainment. Safety applications include, as an example, collision warning services, transport efficiency application may include lane merging assistance, and navigation services, whereas information/entertainment

application range from file sharing among vehicles to Internet access on the move.

In this work, we focus on the vehicle-to-infrastructure (V2I) communication paradigm for VANETs to support content distribution to moving vehicles. Namely, we consider the case where multiple content providers coexist and compete in a given geographical area. Each content provider owns a physical infrastructure of RSUs which she uses to *sell* contents to moving vehicles. Content provider/RSU owners compete by adapting their pricing strategies with the selfish objective to maximize their own revenues. In such a scenario, we ask ourselves the following simple question: if competing providers wish to select the pricing strategy in order to provide or collect data to/from passing vehicles, what kind of strategies should they follow? The answer is far from being trivial as it predictably depends on several factors including the vehicles' willingness to pay, the traffic densities, the configuration of the physical networks of RSUs, and the strategic interaction among the content providers.

We tackle this problem by considering a basic model with a duopoly of competing content providers. We study the economics of the competition between the two providers by resorting to game theoretic tools [17], [12]. We take a constructive approach by first analyzing the best response of strategy for one operator when the pricing strategy of the other one is given. Then, we extend the analysis to the case where both operator compete simultaneously to set their pricing strategy. In this last case, we formally study the existence of Nash equilibria for the duopoly pricing game and their related quality in terms of Price of Anarchy.

The manuscript is organized as follows: Section II reviews the related literature in the field further highlighting the major novelties of the present work; in Section III, the reference network scenario and model are described. Section IV provides the analysis of the best response of one operator when the pricing strategy of the other is given, whereas the simultaneous pricing game is analyzed in Section V. Section VI concludes and indicates some directions for future work.

II. RELATED WORK

The design of efficient V2I and V2V networks has already attracted much attention within the research community. Most

of the work generally targets the design and optimization of communication protocols to be used in vehicular networks. As an example, the optimization of V2I segment is targeted in [23] where the focus is on uplink and downlink packet scheduling techniques. Along the same lines, Yang *et al.* study in [21] the applicability and performance of IEEE 802.16 for the communication between groups of vehicles and an RSU.

V2V communications are addressed in [4], [11], [22]. In [4] a Medium Access Control (MAC) protocol is proposed to support reliable communication among vehicles. The work in [22] proposes a protocol framework to support the dissemination of warning messages in V2V, whereas the use of V2V communications to support proactive data monitoring in urban environments is studied in [11].

In the field of V2I networks, besides the work on protocol design/optimization, it is worth mentioning the research field targeting the optimal design of the roadside infrastructure. In this case, the goal is to optimize the deployment of the RSUs with respect to specific objectives which are generally related to the coverage ratio of vehicles. Trullols *et al.* [19] propose three formulations for the the deployment problem as a Maximum Coverage Problem (MCP), Knapsack Problem (KP), and Maximum Coverage with Time Threshold Problem (MCTTP), respectively; heuristics based on local-search and greedy approaches are then introduced to get suboptimal solutions. Along the same lines, Cavalcante *et al.* [5] focus on the Maximum Coverage with Time Threshold Problem (MCTTP) and propose a genetic algorithm to solve it. Yan *et al.* [20] study the very same RSU deployment problem in case the candidate sites for deployment are limited to the intersections between crossing roads. The interested reader may refer to [2] and references therein for a more comprehensive description on the general problem of RSU deployment. Different from the aforementioned work which assumes one central entity to optimize the RSU deployment, [6] studies the competitive scenario where different network operators compete in the deployment of their respective RSUs by resorting to a non-cooperative game. Spatial positioning games are also proposed in [1] for generic wireless access networks.

Game theory has been used to evaluate the strategic interaction between the different agents in vehicular networks [16]. In [15], the authors introduce a stochastic game among OBUs which compete to get service from shared RSUs. Nyiato *et al.* propose in [14] a hierarchical game framework to capture the competition of different actors; besides OBUs and RSUs, the concept of Transit Service Provider (TSP) is used to model an entity which manages groups of vehicles and is in charge of minimizing the total cost to support streaming application to its vehicles while meeting the application QoS requirement. The available bandwidth at each RSU can be split in reserved bandwidth and on-demand bandwidth. OBUs make short-term decisions between on-demand and reserved bandwidth (if available), TSPs decide what kind of bandwidth split to purchase from different RSUs along the road, whereas Network Service Providers (NSPs) owning RSUs set their price for on-demand bandwidth to maximize their revenues.

Differently, in [18] a coalition formation game among RSU is analyzed, with the aim of better exploiting V2V communications for data dissemination.

The matter of pricing in generic wireless access networks is largely debated in the literature. Reference [13] provides a nice overview on pricing problems in wireless networks, and further analyzes a specific case where two wireless Internet service providers compete on prices, one owning a WiMAX-based infrastructure and the other running a WiFi-based infrastructure. Differently from previously mentioned literature, in this work we focus on price competition between network operators for V2I networks, which is, to the best of our knowledge, a novel issue. Even if V2I networks bear some similarities with generic wireless access networks, there are distinctive features which make the pricing problem worth analyzing; in generic wireless access networks, the network operator competition is generally on the “common” users, that is, those users which fall in the coverage area of the competing network providers. In other words, there is actually a competition only if the coverage areas of the network providers (partially) overlap as in [13]. Users themselves tend to choose the network operator which maximizes some quality measure as in [7]. On the other side, in V2I networks competition may arise due to vehicles mobility even if the coverage areas of competing RSUs are not overlapping, since if a RSU does not serve a moving vehicle in its own coverage range, the very same user can be served later by competing operators.

III. MODEL

A. Usage scenario

We consider two Internet access providers (labeled by 1 and 2), competing to attract users on a stretch of a highway. They offer the possibility to access the Internet through Road Side Units, which allows cheaper or better QoS than the other available cellular networks¹. We assume that each provider has already deployed one RSU –on different locations along the road–, and that both RSUs are identical; we denote their individual goodput (or capacity) by c . (Note that this model easily extends to the case when providers own disjoint “connectivity regions”, each one made of several RSUs and with total service capacity c .)

Since both providers’ RSUs are at different locations, vehicles taking the road in one direction first enter the coverage area of Provider 1’s RSU, while those traveling in the opposite direction first see Provider 2. We denote by ρ_j , $j = 1, 2$ the average number of commuters per time unit that first enter Provider j ’s coverage area; they will cross the competitor’s coverage area afterwards (since we are considering only one road).

Each user wants to download data files, for an average volume per user (assumed independent of the travel direction) normalized to 1 without loss of generality; the potential demand (in volume) from users seeing Provider j first thus also equals ρ_j . In this paper, we treat those average loads

¹Note that we ignore vehicle-to-vehicle communications in this paper.

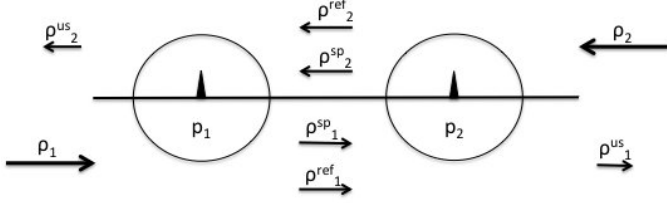


Fig. 1. Flows involved in the model: among the total potential demand ρ_j seeing Provider j first, we distinguish ρ_j^{sp} (demand from users agreeing to pay p_j , but not served by this provider), ρ_j^{ref} (demand from users refusing to pay p_j) and ρ_j^{us} (demand unserved by any provider).

as static values, i.e. we do not model the time variations of the load. Moreover, we assume that the coverage area size of RSUs and the vehicles' speed do not constrain the transfers: if a RSU's capacity exceeds its (average) load, all requests are successfully served.

Each provider $j = 1, 2$ chooses the (flat-rate) price p_j to charge for the connection service. To model heterogeneity among users, we assume that only a proportion $w(p)$ of users accept to pay a unit price p for the service (this being independent of the download volume). As a result, if Provider j sets his price to p_j , the users who first enter Provider j 's service area generate a demand (again, per time unit, and treated as static) of $w(p_j)\rho_j$. Note that we are assuming here that users do not try to anticipate the price set by the next provider: when a user first sees an RSU access offer, she responds to it as if there were no other RSU afterwards.

Figure 1 summarizes that scenario in terms of demand flows. The total potential demand (volume per time unit) ρ_j from users seeing Provider j can be decomposed into:

- 1) users accepting the price p_j and being served by Provider j ;
- 2) users accepting the price p_j and being rejected due to the RSU capacity limit (forming a spillover flow ρ_j^{sp} heading to the competitor's RSU);
- 3) and users refusing the price p_j (forming a flow ρ_j^{ref} heading to the competitor's RSU).

The two latter flows then enter the coverage area of the competing provider, where they can be served or not. In the latter case, we denote the corresponding (unserved) demand by ρ_j^{us} . Note that we assume users keep the same willingness-to-pay for the service when they enter the second RSU coverage area.

B. Mathematical formulation

We now give analytical expressions for the different demand components, using the RSU capacity c and the willingness-to-pay function $w(\cdot)$. In the whole paper, $w(\cdot)$ is assumed continuous and non-increasing, and such that $w(0) = 1$ and $w(p_{\max}) = 0$ for some $p_{\max} > 0$. If the quality of the alternative cellular access (say, 4G) is sufficient, the price p_{\max} may be interpreted as the unit price for that cellular

service: above p_{\max} , users have no interest to use an RSU-based access.

The demand submitted to Provider j comes from three different types of users:

- 1) those seeing Provider j first, and accepting to pay the proposed price p_j , hence issuing a total demand

$$w(p_j)\rho_j;$$

- 2) those seeing Provider $k \neq j$ (the competing provider) first, who refused to pay p_k but would accept the price p_j , forming a total demand level (smaller than ρ_k^{ref} , and null when $p_k \leq p_j$)

$$\rho_k[w(p_j) - w(p_k)]^+,$$

where $x^+ := \max(0, x)$ for $x \in \mathbb{R}$.

- 3) and those seeing Provider k first, who agreed to pay p_k but were rejected because of Provider k 's limited capacity, and who also agree to pay p_j , for a total demand

$$\min\left(1, \frac{w(p_j)}{w(p_k)}\right)\rho_k^{\text{sp}},$$

where ρ_k^{sp} is the part of the demand $w(p_k)\rho_k$ that is spilled over by Provider k .

The total demand $\rho_j^{\text{T}}(p_j, p_k)$ for Provider j then equals the sum of the aforementioned components:

$$\rho_j^{\text{T}}(p_j, p_k) := w(p_j)\rho_j + \rho_k[w(p_j) - w(p_k)]^+ + \min\left(1, \frac{w(p_j)}{w(p_k)}\right)\rho_k^{\text{sp}}$$

Note the dependance in both prices, although for simplicity we will sometimes just write ρ_j^{T} when there is no ambiguity.

When the total demand at an RSU exceeds its capacity, some requests are rejected: we assume the RSU serves users up to its capacity level, and the rejected requests are selected randomly among all requests. This leads to an identical probability of success P_j for each request submitted to Provider j , that is simply given by

$$P_j = \min\left(1, \frac{c}{\rho_j^{\text{T}}}\right) \quad (1)$$

so that the served traffic at RSU j equals $\rho_j^{\text{T}}P_j = \min(c, \rho_j^{\text{T}})$. Again, the probability P_j depends on the price vector (p_i, p_j) . The corresponding revenue of Provider j is then

$$R_j = p_j \min[c, \rho_j^{\text{T}}(p_j, p_k)]. \quad (2)$$

The traffic ρ_j^{sp} spilled over by Provider j (and that will then enter the competitor's coverage area) also depends on both prices through the probability P_j , and equals

$$\rho_j^{\text{sp}} = w(p_j)\rho_j(1 - P_j), \quad (3)$$

with

$$P_j = \min\left(1, \frac{c}{w(p_j)\rho_j + [w(p_j) - w(p_k)]^+ \rho_k + \min[1, \frac{w(p_j)}{w(p_k)}]\rho_k^{\text{sp}}}\right).$$

Remark that for a given price configuration (p_1, p_2) , the success probabilities P_1 and P_2 are the solution of a fixed-point system, since the success probability P_j of Provider j depends on the spillover demand ρ_k^{sp} and thus on P_k , that itself depends on ρ_j^{sp} and hence on P_j . More specifically, assuming without loss of generality that $p_1 \geq p_2$, those success probabilities should satisfy

$$\begin{cases} P_1 = \min \left(1, \frac{c}{w(p_1)(\rho_1 + \rho_2) - w(p_1)\rho_2 P_2} \right) \\ P_2 = \min \left(1, \frac{c}{w(p_2)(\rho_1 + \rho_2) - w(p_1)\rho_1 P_1} \right). \end{cases} \quad (4)$$

Proposition 1: For any price vector (p_1, p_2) , the system (4) has a unique solution (P_1, P_2) .

Proof: We again assume without loss of generality that $p_1 \geq p_2$. Since the right-hand sides of the equations in (4) are continuous in (P_1, P_2) and fall in the interval $[0, 1]$, Brouwer's fixed-point theorem [9] guarantees the existence of a solution to the system.

To establish uniqueness, remark that P_2 is uniquely defined by P_1 through the second equation in (4), so (P_1, P_2) is unique if P_1 is unique. But P_1 is a solution in $[0, 1]$ of the fixed-point equation $x = g(x)$ with

$$g(x) := \min \left(1, \frac{1}{a + b - b \min \left(1, \frac{1}{a + b + \epsilon - ax} \right)} \right),$$

where $a = \frac{w(p_1)\rho_1}{c}$, $b = \frac{w(p_1)\rho_2}{c}$, and $\epsilon = \frac{(w(p_2) - w(p_1))(\rho_1 + \rho_2)}{c}$ are all positive constants; we also assume $a > 0$ and $b > 0$ otherwise the problem is trivial. As a combination of two functions for the form $x \mapsto \min \left(1, \frac{1}{K_1 - K_2 x} \right)$, g is continuous, nondecreasing, strictly increasing only on an interval $[0, \bar{x}]$ (if any) –it is in addition convex on that interval–, and constant for $x \geq \bar{x}$ (note we can have $\bar{x} = 0$ or $\bar{x} \geq 1$).

Assume $g(x) = x$ has a solution $\tilde{x} \in (0, \bar{x}]$. Then g is left-differentiable at \tilde{x} , and

$$g'(\tilde{x}) = \frac{\tilde{x}^2 ab}{(a + b + \epsilon - a\tilde{x})^2} \leq \frac{\tilde{x}^2 a}{(a + b + \epsilon - a\tilde{x})} \quad (5)$$

where we used the fact that $\tilde{x} \leq 1$ (as a fixed point of g). Moreover, since \tilde{x} is in the domain where g is strictly increasing we have $\eta := \frac{1}{a + b + \epsilon - a\tilde{x}} \leq 1$ on one hand, and $\tilde{x} = \frac{1}{a + b - b\eta}$ on the other side. Their combination yields $\tilde{x} \leq \frac{1}{a}$ and finally

$$g'(\tilde{x}) \leq \tilde{x} \leq 1.$$

Remark also that $g'(\tilde{x}) < 1$ if $\tilde{x} < 1$. We finally use the fact that $g(0) > 0$ to conclude that the curve $y = g(x)$ cannot meet the diagonal $y = x$ more than once: assume two intersection points $\tilde{x}_1 < \tilde{x}_2$, then $g'(\tilde{x}_1) < 1$ thus the curves cross at \tilde{x}_1 , another intersection point \tilde{x} would imply $g'(\tilde{x}_2) > 1$ (recall g is convex when strictly increasing), a contradiction. Hence the uniqueness of the fixed point and of the solution to (4). ■

We can also establish continuity properties for the solution of (4), which will be used in the remainder of this paper.

Proposition 2: The success probability pair (P_1, P_2) is continuous in the price profile (p_1, p_2) .

Proof: For a given price profile (p_1, p_2) , the solution (P_1, P_2) of (4) can also be seen as a solution of the minimization problem

$$\min_{(P_1, P_2) \in [0, 1]^2} \left(P_1 - \min \left(1, \frac{c}{w(p_1)(\rho_1 + \rho_2) - w(p_1)\rho_2 P_2} \right) \right)^2 + \left(P_2 - \min \left(1, \frac{c}{w(p_2)(\rho_1 + \rho_2) - w(p_1)\rho_1 P_1} \right) \right)^2,$$

where the objective function is jointly continuous in (P_1, P_2) and (p_1, p_2) . From the Theorem of the Maximum [3], the mapping of prices (p_1, p_2) into the corresponding set of solutions $(P_1(p_1, p_2), P_2(p_1, p_2))$ is an upper hemicontinuous correspondence. From the uniqueness result above, that correspondence is single-valued and hence continuous. We therefore have continuity for $p_1 \geq p_2$ and for $p_2 \geq p_1$ (exchanging the roles of providers), hence continuity for all price profiles. ■

IV. REVENUE-MAXIMIZING PRICE FOR A PROVIDER

In this section we assume that provider k has already chosen his price, while provider j has to set his. We describe the revenue function of provider j for different scenarios, and provide an example when the willingness-to-pay function is linear.

In this whole section, we only consider prices p such that $w(p) > 0$, since a larger price would yield no revenue to the provider setting it.

We first establish a monotonicity result, that will be useful in the rest of the analysis.

Lemma 1: The total demand ρ_j^T of provider j is a continuous function of his price p_j ; that function is in addition non-increasing while provider j is not saturated (i.e., while $\rho_j^T < c$).

Proof: Recall that

$$\begin{aligned} \rho_j^T(p_j, p_k) &= w(p_j)\rho_j + \rho_k[w(p_j) - w(p_k)]^+ \\ &\quad + \min(w(p_k), w(p_j))\rho_k(1 - P_k). \end{aligned}$$

The components of the first line are trivially continuous and non-increasing in p_j with our assumptions on $w(\cdot)$.

The continuity of $\rho_j^T(p_j, p_k)$ follows from the continuity of P_k in the price vector (p_j, p_k) , established in the previous section.

To establish the monotonicity result, we distinguish two cases.

- If $p_j \leq p_k$, we show that the success probability P_k is non-decreasing in p_j : applying System (4) (with $k = 1, j = 2$) we get that P_k is the solution of the fixed-point equation $x = g(x)$, where the function g can be written as

$$g(x) = \min \left(1, \frac{c}{w(p_k)\rho_k + w(p_k)\rho_j \left[1 - \frac{c}{w(p_j)(\rho_j + \rho_k) - w(p_k)\rho_k x} \right]^+} \right).$$

We then remark that, all else being equal, $g(x)$ is non-decreasing in p_j , so the solution P_k of the fixed-point equation $g(x) = x$ is also non-decreasing in p_j .

As a result, when $p_k \geq p_j$ the component $\min(w(p_k), w(p_j)) \rho_k (1 - P_k)$ decreases with p_j , and so does ρ_j^T .

• If $p_k < p_j$, then we have

$$\rho_j^T(p_j, p_k) = w(p_j) \rho_j + w(p_j) \rho_k (1 - P_k).$$

When $\rho_k^T < c$, then $P_k = 1$ and ρ_j^T is non-increasing in p_j .

Now if $\rho_k^T > c$ then from System (4) (this time with $k = 2$, $j = 1$), we have $w(p_k)(\rho_j + \rho_k) - w(p_j) \rho_j P_j > c$ and

$$\begin{aligned} \rho_j^T(p_j, p_k) &= w(p_j)(\rho_j + \rho_k) \\ &\quad + w(p_j) \rho_k \frac{c}{w(p_k)(\rho_j + \rho_k) - w(p_j) \rho_j P_j}. \end{aligned}$$

Assuming that provider j is not saturated, $P_j = 1$ and thus $\rho_j^T = f(w(p_j))$ with

$$f(x) := x(\rho_j + \rho_k) - x \rho_k \frac{c}{w(p_k)(\rho_j + \rho_k) - x \rho_j}.$$

But f is a non-decreasing function of x when $x \in [0, w(p_k)]$ and $w(p_k)(\rho_j + \rho_k) - x \rho_j > c$: differentiating we indeed get

$$\begin{aligned} \frac{f'(x)}{\rho_j + \rho_k} &= 1 - \rho_k c \frac{w(p_k)}{(w(p_k)(\rho_j + \rho_k) - x \rho_j)^2} \\ &\geq 1 - \frac{\rho_k w(p_k)}{w(p_k)(\rho_j + \rho_k) - x \rho_j} \\ &\geq 1 - \frac{\rho_k w(p_k)}{w(p_k)(\rho_j + \rho_k) - w(p_k) \rho_j} \geq 0, \end{aligned}$$

where we used $w(p_k)(\rho_j + \rho_k) - x \rho_j > c$ in the second line, and $x \leq w(p_k)$ in the last one. The non-increasingness of $\rho_j^T = f(w(p_j))$ in p_j then comes from that of $w(\cdot)$. ■

A. Capacity saturation price

For further analysis, we define the *capacity saturation price* of a provider, that depends on the price of his competitor.

Definition 1: The capacity saturation price of provider j is

$$p_j^c(p_k) := \inf\{p \in [0, p_{\max}] : \rho_j^T(p, p_k) < c\}.$$

Since $\rho_j^T(p_{\max}, p_k) = 0$, for all p_k we have $p_j^c(p_k) < p_{\max}$.

Additionally, Lemma 1 implies that if $p_j^c > 0$, then $\rho_j^T(p_j^c, p_k) = c$ and $p_j \leq p_j^c \Rightarrow \rho_j^T \geq c$.

We now provide analytical expressions for that price, in the case when $\rho_j^T(p, p_k) \geq c$. In that case $\rho_j^T(p_j^c) = c$, hence p_j^c satisfies

$$\begin{cases} w(p_j) \rho_j + \rho_k [w(p_j) - w(p_k)]^+ + \min\left(1, \frac{w(p_j)}{w(p_k)}\right) \rho_k^{\text{sp}} = c, \\ \rho_k^{\text{sp}} = w(p_k) \rho_k \left[\frac{[w(p_k) - w(p_j)]^+ \rho_j + w(p_k) \rho_k - c}{[w(p_k) - w(p_j)]^+ \rho_j + w(p_k) \rho_k} \right]^+. \end{cases} \quad (6)$$

Let us define a generalized inverse of w , as

$$W(q) := \inf\{p \in [0, p_{\max}] : w(p) < q\}. \quad (7)$$

For $q \leq 1$, $W(q)$ is the maximum price that can be accepted by a proportion q of users.

Then the capacity saturation price can be computed as follows. (The proof is omitted due to space constraints.)

- If $w(p_k) \leq \min[\frac{c}{\rho_j}, \frac{c}{\rho_k}]$, then $p_j^c = W\left(\frac{c + w(p_k) \rho_k}{\rho_j + \rho_k}\right)$.
- If $\frac{c}{\rho_k} < w(p_k) \leq \frac{2c}{\rho_j + \rho_k}$, then $p_j^c = W\left(\frac{2c}{\rho_j + \rho_k}\right)$.
- If $\frac{c}{\rho_j} < w(p_k) \leq \frac{2c}{\rho_j + \rho_k}$, then $p_j^c = W\left(\frac{c}{\rho_j}\right)$.
- If $w(p_k) > \frac{2c}{\rho_j + \rho_k}$, then $p_j^c = W(x)$, with x the unique solution in $[0, w(p_k)]$ of

$$-x^2 \rho_j + x \left(w(p_k)(\rho_j + \rho_k) - c \frac{\rho_k - \rho_j}{\rho_j + \rho_k} \right) - c w(p_k) = 0.$$

B. Piece-wise expression of the revenue function

The revenue function of each provider j is continuous in his price (from the continuity of ρ_j^T and of P_j), and can be expressed analytically on different segments.

- 1) When $p_j \leq p_j^c(p_k)$ (or $\rho_j^T(p_j) \geq c$ when $p_j^c(p_k) > 0$), the RSU capacity of provider j is saturated, and thus his revenue is simply

$$R_j = p_j c. \quad (8)$$

This is the case in Figure 3 for prices p_j below approximately 2.5. Figure 5 shows that for these prices, provider j spills some flow over toward provider k .

Above p_j^c , provider j is not saturated anymore. Then if the total demand $\rho_k(p_j^c, p_k)$ of the competitor is strictly below c , we have a price range with no provider being saturated. In that case we have no spillover demand, and the revenue of provider j is:

$$R_j = p_j (w(p_j) \rho_j + [w(p_j) - w(p_k)]^+ \rho_k).$$

If $p_j^c < p_k$, then we remark that necessarily $\rho_k^T(p_k, p_k) \leq c$, i.e., we meet the price of the opponent provider before he gets saturated. Indeed, at (p_j^c, p_k) provider j does not spill traffic over to k , thus $\rho_k^T(p_j^c, p_k) = \rho_k w(p_k)$ (where we also used the fact that $w(p_k) \leq w(p_j^c)$). From the definition of p_j^c , provider j is not saturated at (p_k, p_k) , so that $\rho_k^T(p_k, p_k) = \rho_k w(p_k) = \rho_k^T(p_j^c, p_k) \leq c$. Summarizing, we then have the two following segments.

- 2) If $p_j^c < p_k$ and $\rho_k^T(p_j^c, p_k) \leq c$, then for $p_j \in [p_j^c, p_k]$

$$R_j = p_j (w(p_j)(\rho_j + \rho_k) - w(p_k) \rho_k).$$

Remark that this segment is empty if $p_j^c \geq p_k$ or $\rho_k^T(p_j^c, p_k) \geq c$. Figure 5 illustrates that when p_j is between approximately 2.5 and 4, provider j serves his own traffic and the one from the competitor who refused the price p_k but agrees to pay p_j .

- 3) If $\rho_k^T(p_j^c, p_k) \leq c$, then for $p_j \geq \max(p_j^c, p_k)$ we have while provider k remains unsaturated:

$$R_j = p_j w(p_j).$$

- 4) Now if $\rho_k(p_j^c, p_k) > c$, then provider k is saturated for $p_j \in [p_j^c, p_{\max}]$ (which is easy to see since j has no spillover traffic), and for $p_j \in [p_j^c, p_k]$ we have

$$R_j = p_j (w(p_j)(\rho_j + \rho_k) - c).$$

Remark that this segment appears only when both providers can be simultaneously saturated, a case not occurring in the example we display here.

- 5) There may be a price of provider j larger than p_k , and above which the competitor gets saturated, so that provider j may serve part of the traffic spilled over by k . In that case the revenue of provider j is:

$$R_j = p_j \left(w(p_j)\rho_j + \frac{w(p_j)}{w(p_k)}\rho_k^{\text{sp}} \right), \quad (9)$$

where

$$\rho_k^{\text{sp}} = w(p_k)\rho \frac{(w(p_k) - w(p_j))\rho_j + w(p_k)\rho_k + \rho_j^{\text{sp}} - c}{(w(p_k) - w(p_j))\rho_j + w(p_k)\rho_k + \rho_j^{\text{sp}}}. \quad (10)$$

Figure 6 shows that provider k gets saturated, and the spillover traffic is served partly by provider j as illustrated in Figure 5.

Figure 2 illustrates those different zones for the special case $\rho_1 = \rho_2 = 11$, $c = 10$, and $w(p) = 1 - p/10$. Figure 3 shows the corresponding different segments for R_j when $p_k = 4$, and Figure 4 for various prices p_k of the competitor. We observe that a revenue-maximizing price can belong to different segments, depending on the competitor's price.

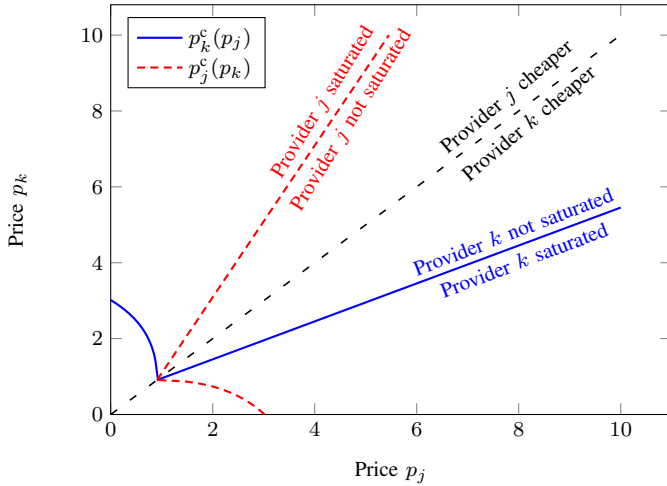


Fig. 2. Capacity saturation prices, and the different zones where the expressions of revenues vary.

V. PROVIDERS PRICING GAME

In this section we consider a non-cooperative game, where providers –the players– simultaneously choose their prices, trying to maximize their individual payoffs given by (2). Our aim is to find a Nash equilibrium (NE) of this game: a pair of prices (\bar{p}_1, \bar{p}_2) , such that no player could increase his revenue by unilaterally changing his price. Further, we investigate the situation where providers would decide to cooperate, trying to maximize the sum of their individual revenues (as a monopoly would do). We analyze how much the providers lose in terms of total revenue by refusing to cooperate.

Below is a more formal definition of the Nash equilibrium in the pricing game.

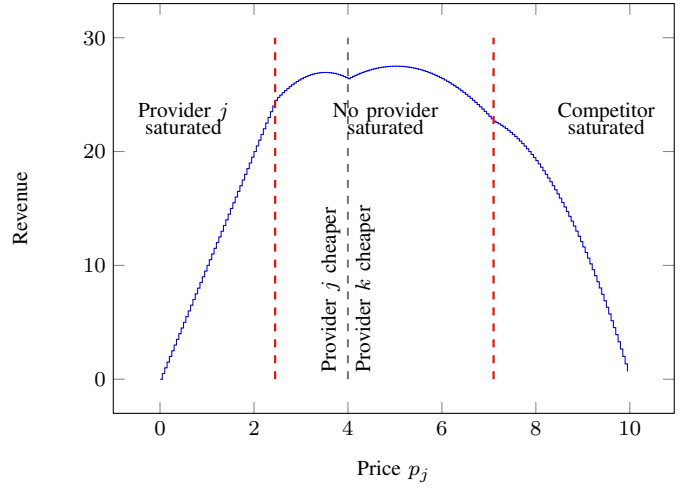


Fig. 3. Revenue of provider j as a function of his price p_j , for $p_k = 4$, $\rho_1 = \rho_2 = 11$, $c = 10$ and $w(p) = \frac{10-p}{10}$, illustrating the different segments.

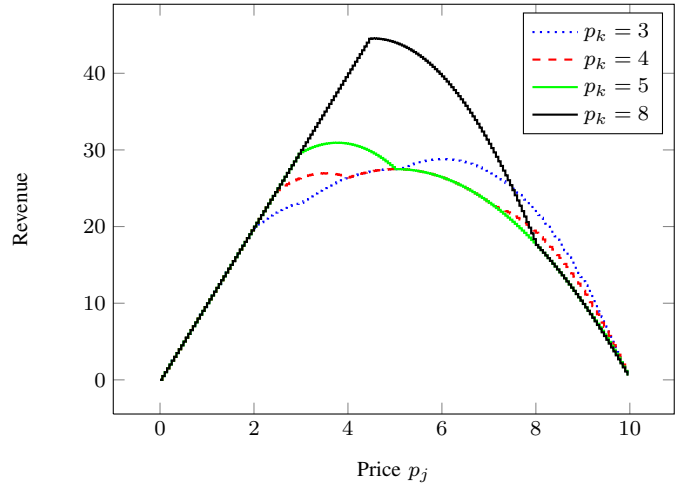


Fig. 4. Revenue of provider j vs his price for different p_k values, when $w(p)$ is linear. The different segments correspond to the zones delimited in Figure 2 for each given p_k .

Definition 2: A pair of prices (\bar{p}_1, \bar{p}_2) is a Nash equilibrium for the pricing game if

$$R_1(\bar{p}_1, \bar{p}_2) \geq R_1(p_1, \bar{p}_2) \text{ for all } p_1 \in (0, p_{\max}],$$

$$R_2(\bar{p}_1, \bar{p}_2) \geq R_2(\bar{p}_1, p_2) \text{ for all } p_2 \in (0, p_{\max}].$$

Nash equilibria can be interpreted as predictions for the outcome of the competition between selfish entities, assumed rational and taking decisions simultaneously.

A. The case of large capacities

We first consider here that RSUs capacities are larger than the users flows ($c \geq \rho_j + \rho_k$). So, for any price pair RSUs capacities are not saturated and spillover traffic never appears.

Without loss of generality we consider that $\rho_1 = \alpha\rho_2 = \alpha\rho$, for $\alpha \in (0, 1]$. (The case $\alpha = 0$ is trivial and not considered

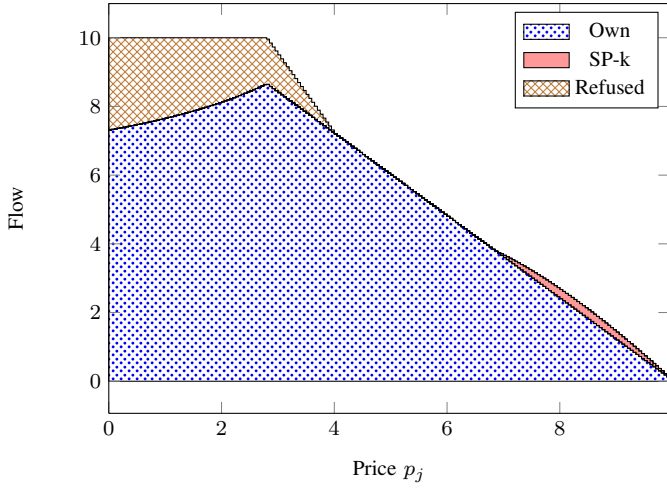


Fig. 5. Flow served by provider j , for $p_k = 4$. “Own” denotes the part of original flow ρ_j served by provider j , “SP- k ” the part from users who agreed to pay p_k but were unserved by k due to capacity constraints, and “Refused” the part from users who refused to pay p_k .

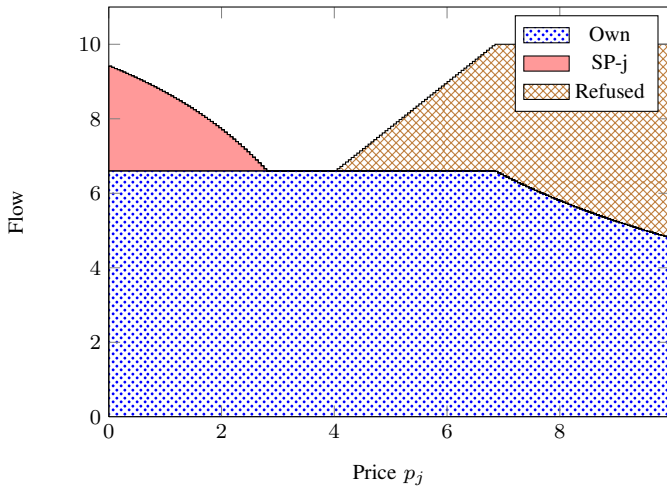


Fig. 6. Flow served by provider k for $p_k = 4$. “Own” denotes the part of the original flow ρ_k served by provider k , “SP- j ” the part from users agreeing to pay p_j but unserved by j due to capacity constraints, and “Refused” is the part of users refusing to pay p_j .

here.) In all this subsection, we consider a linear willingness-to-pay function, i.e., $w(p) = 1 - p/p_{\max}$ for some $p_{\max} > 0$. We consider two cases separately:

1) When $p_1 \leq p_2$, the provider revenue functions are

$$\begin{cases} R_1 = p_1(w(p_1)\rho(1 + \alpha) - w(p_2)\rho), \\ R_2 = p_2w(p_2)\rho. \end{cases}$$

After getting derivatives and equating them to zero, we get the following pair of prices, as a Nash equilibrium candidate:

$$\begin{cases} \bar{p}_1 = \frac{p_{\max}(\alpha+1/2)}{2(1+\alpha)}, \\ \bar{p}_2 = \frac{p_{\max}}{2}. \end{cases}$$

Note that $\bar{p}_2 > \bar{p}_1$ for all $\alpha \in (0, 1]$. As can be checked

(see Appendix A), this pair of prices is indeed a Nash equilibrium for all $\alpha \in (0, 1]$.

The corresponding total revenue is

$$R = R_1 + R_2 = \frac{p_{\max}\rho(\alpha^2 + 2\alpha + 5/4)}{4(1 + \alpha)}.$$

2) When $p_1 > p_2$, the revenue functions are:

$$\begin{cases} R_1 = p_1w(p_1)\alpha\rho, \\ R_2 = p_2(w(p_2)\rho(1 + \alpha) - w(p_1)\alpha\rho), \end{cases}$$

giving the NE candidate $\begin{cases} \bar{p}_1 = \frac{p_{\max}}{2}, \\ \bar{p}_2 = \frac{p_{\max}(1+1/2\alpha)}{2(1+\alpha)}. \end{cases}$

Again, for all $\alpha \in (0, 1]$, $\bar{p}_1 > \bar{p}_2$ is verified. But this pair of prices is a Nash equilibrium only for $\alpha \in [s, 1]$, where $s \approx 0.73$ (the details are provided in Appendix A). The corresponding total revenue is

$$R = \frac{p_{\max}\rho(5/4\alpha^2 + 2\alpha + 1)}{4(1 + \alpha)}.$$

Summarizing, with large capacities the pricing game has

$$\begin{cases} 1 \text{ equilibrium if } \alpha \in (0, s), \\ 2 \text{ equilibria if } \alpha \in [s, 1], \text{ with } s \approx 0.73. \end{cases}$$

We now compare the minimum total revenue in the duopoly case with the revenue a monopolist would obtain, to evaluate the cost of competition. Following the literature on the Price of Anarchy [10], we use the ratio between the total revenue in the worst-case Nash equilibrium and the monopoly total revenue as the cost measure.

It is easy to check, that the second Nash equilibria highlighted before –corresponding to the case $p_1 > p_2$ – gives a lower total revenue if it exists. Our cost of competition, as a function of α , therefore has two segments:

$$\begin{cases} \frac{4(1+\alpha^3)}{(3+4\alpha)(\alpha^2+2\alpha+5/4)} & \text{if } \alpha \in (0, s), \\ \frac{4(1+\alpha^3)}{(3+4\alpha)(5/4\alpha^2+2\alpha+1)} & \text{if } \alpha \in [s, 1]. \end{cases} \quad (11)$$

Remark that if we consider only the best-case Nash equilibrium (under a Price of Stability logic), then the first expression above applies for $\alpha \in [0, 1]$. Figure 8 shows the cost of competition of (11), that is maximum for $\alpha = s$, i.e., when the second candidate becomes actually an equilibrium. For computation details see Appendix B.

B. Homogeneous flows and arbitrary capacities

With arbitrary capacities, the model becomes intractable analytically. We treat here the special case when user flows are homogeneous, i.e., $\rho_1 = \rho_2 := \rho$. In that case, we can prove necessary conditions for a price profile to be an equilibrium.

Proposition 3: If (\bar{p}_j, \bar{p}_k) is an equilibrium, then

$$\begin{aligned} \bar{p}_j &> p_j^c(\bar{p}_k), \\ \bar{p}_k &> p_k^c(\bar{p}_j). \end{aligned}$$

Proof: We first prove that if at least one provider –say j – charges a price lower than or equal to his capacity saturation

price, then the price profile is not an equilibrium. Assume that (\bar{p}_j, \bar{p}_k) is an equilibrium, with $\bar{p}_j < p_j^c(\bar{p}_k)$: then provider j is saturated and gets revenue $\bar{p}_j c$. But deviating to $p_j^c(\bar{p}_k)$ would improve his revenue to $R_j = p_j^c(\bar{p}_k)c$, a contradiction.

Now we prove that there is no equilibrium where at least one provider charges his exact capacity saturation price. Again we assume that $(\bar{p}_j, p_k^c(\bar{p}_j))$ is an equilibrium. From the result above we necessarily have $\bar{p}_j \geq p_j^c(p_k^c(\bar{p}_j))$, hence $\rho_j^{\text{sp}} = 0$.

- We first show that $\bar{p}_j \geq p_k^c(\bar{p}_j)$: if it were not the case ($\bar{p}_j < p_k^c$, omitting writing \bar{p}_j in the saturation price of k) then $w(\bar{p}_j) \geq w(p_k^c(\bar{p}_j))$, yielding

$$\begin{aligned} \rho_k^{\text{T}}(\bar{p}_j, p_k^c) &= w(p_k^c)\rho = c, \\ \rho_j^{\text{T}}(\bar{p}_j, p_k^c) &= 2w(\bar{p}_j)\rho - w(p_k^c)\rho = 2w(\bar{p}_j)\rho - c \leq c. \end{aligned}$$

This implies $w(\bar{p}_j) \leq w(p_k^c)$, therefore $w(\bar{p}_j) = w(p_k^c)$ thus $\rho_j^{\text{T}}(\bar{p}_j, p_k^c) = c$, yielding $\bar{p}_j \leq p_j^c(p_k^c(\bar{p}_j))$. Since the opposite inequality also holds we have $\bar{p}_j = p_j^c(p_k^c(\bar{p}_j))$, i.e., each provider charges his saturation price. We then deduce that they are equal, because they are both maximum prices such that $w(p)\rho = c$, which contradicts our assumption that $\bar{p}_j < p_k^c(\bar{p}_j)$.

- Therefore $\bar{p}_j \geq p_k^c(\bar{p}_j)$. Let us now consider some $p > \bar{p}_j$. Then we have:

$$R_j(p, p_k^c(\bar{p}_j)) = pw(\bar{p}_j)\rho \left(2 - \frac{c}{2w(p_k^c)\rho - w(\bar{p}_j)\rho} \right).$$

We now prove that this revenue, as a function of p , has a positive right-derivative at $p = \bar{p}_j$. Differentiating, we get

$$\begin{aligned} R_j'(p, p_k^c(\bar{p}_j)) &= (pw'(p)\rho + w(p)\rho) \left(2 - \frac{c}{2w(p_k^c)\rho - w(p)\rho} \right) \\ &\quad - pw(p)\rho \frac{cw'(p)\rho}{(2w(p_k^c)\rho - w(p)\rho)^2}. \end{aligned}$$

At $(\bar{p}_j, p_k^c(\bar{p}_j))$ the flow of provider k equals c :

$$\rho_k^{\text{T}}(\bar{p}_j, p_k^c(\bar{p}_j)) = w(p_k^c)\rho + (w(p_k^c)\rho - w(\bar{p}_j)\rho) = c,$$

which implies

$$R_j'(\bar{p}_j, p_k^c(\bar{p}_j)) = w(\bar{p}_j)\rho + \rho \bar{p}_j w'(\bar{p}_j)(1 - w(\bar{p}_j)\rho/c). \quad (12)$$

If $w'(\bar{p}_j) = 0$, $R_j'(\bar{p}_j, p_k^c(\bar{p}_j))$ is strictly positive. We now show it is also the case if $w'(\bar{p}_j) < 0$.

- First, if $\bar{p}_j > p_j^c(p_k^c(\bar{p}_j))$, then

$$\begin{aligned} R_j'(\bar{p}_j, p_k^c(\bar{p}_j)) &= w(\bar{p}_j)\rho + \rho \bar{p}_j w'(\bar{p}_j)(1 - w(\bar{p}_j)\rho/c) \\ &> w(\bar{p}_j)\rho + \rho \bar{p}_j w'(\bar{p}_j). \end{aligned}$$

But as an equilibrium price \bar{p}_j , should maximize the revenue of provider j over $(p_j^c(p_k^c(\bar{p}_j)), p_{\text{max}})$, and thus \bar{p}_j should make the derivative of $R_j = pw(p)\rho$ equal to zero, giving $w(\bar{p}_j)\rho + \rho \bar{p}_j w'(\bar{p}_j) = 0$, which implies $R_j'(\bar{p}_j, p_k^c(\bar{p}_j)) > 0$.

- Second, if $\bar{p}_j = p_j^c(p_k^c(\bar{p}_j))$, then $w(\bar{p}_j)\rho = c$ and the revenue function derivative in (12) is equal to $c > 0$.

Thus by increasing his price provider j could increase his revenue, therefore $(\bar{p}_j, p_k^c(\bar{p}_j))$ is not an equilibrium. ■

Formally, in order to show that a pair of prices is an equilibrium, we have to compare the revenue they yield with the maximum revenues in all other zones (as defined in Subsection IV-B) for each provider. Proposition 3 reduces this search, to zones where both prices are strictly above capacity saturation prices. It can be easily checked that situations where providers charge equal prices cannot be equilibria. Therefore the equilibrium candidates remaining can be characterized by

$$\begin{cases} p_1 \neq p_2, \\ p_1 > p_1^c(p_2); p_2 > p_2^c(p_1), \\ R_1'(p_1, p_2) = 0; R_2'(p_1, p_2) = 0, \end{cases}$$

To show that such pairs are indeed Nash equilibria, we have to compare the revenue they give with the maximum revenue in other segments.

For a linear willingness-to-pay function, the system above only leaves two candidates

$$(\bar{p}_1, \bar{p}_2) \in \{(1/2p_{\text{max}}, 3/8p_{\text{max}}), (3/8p_{\text{max}}, 1/2p_{\text{max}})\} \quad (13)$$

Numerically, we found that these two pairs of prices are indeed equilibria only when $\rho/c \leq t$, with $t \approx 1.23$. Figure 7 shows the best-response curves when $\rho/c = t$.

C. The cost of ignoring competition

In our scenario, providers may not be aware of the presence of each other (especially if they are located far from each other), and thus do not play a noncooperative game on prices. In that case each provider would treat users seeing him first the same way as he treats those coming from the competitor's direction. We estimate here the cost of this ignorance in terms of revenue loss.

Then each provider j would believe his total flow to be $\rho_1 + \rho_2$ independently of p_j , and would therefore simply select his price so as to maximize $p_j \min(c, (\rho_1 + \rho_2)w(p_j))$, leading to a situation where $p_1 = p_2 = \arg \max_p p \min(c, (\rho_1 + \rho_2)w(p))$. But from that situation, one provider could decrease his price and also serve users from the competitor who found him too expensive. For a linear willingness-to-pay function, we found that in the symmetric-flow case, this price shift would yield a 12.5% revenue increase, and in the large capacity case with heterogeneous flows, an approximate 33% revenue increase for $\alpha = 1/2$ (see Appendix C).

VI. CONCLUDING REMARKS

In this work, we have analyzed the price competition between roadside units operators which are providing wireless access to moving vehicles. In contrast to general work on pricing in wireless networks where wireless operators compete on price to attract "common" users, in the reference scenario competition arises due to vehicles mobility even if the roadside units do not have overlapped coverage areas. The strategic interaction between two roadside units operators is analyzed through game theoretic tools. Namely, the analysis of the best-response function having fixed the competitor's price sheds light on interesting and counterintuitive behaviors in the systems which lead one roadside unit operator to increase

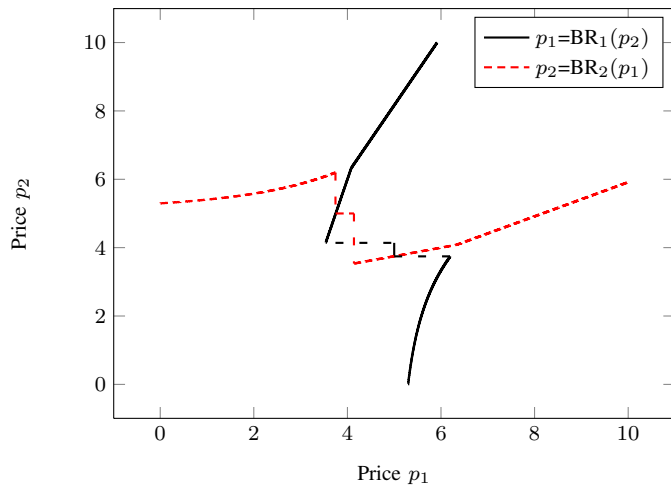


Fig. 7. Best-response curves in general case, when $p_{\max} = 10$, for the maximum value of ρ/c such that an equilibrium exist. At the equilibrium point (3.75, 5), the best-response function of Provider 2 is discontinuity: that provider is indifferent between the maximum in the segment where Provider 1 is saturated (≈ 6.2) and the maximum in the segment where provider 1 is not saturated (3.75).

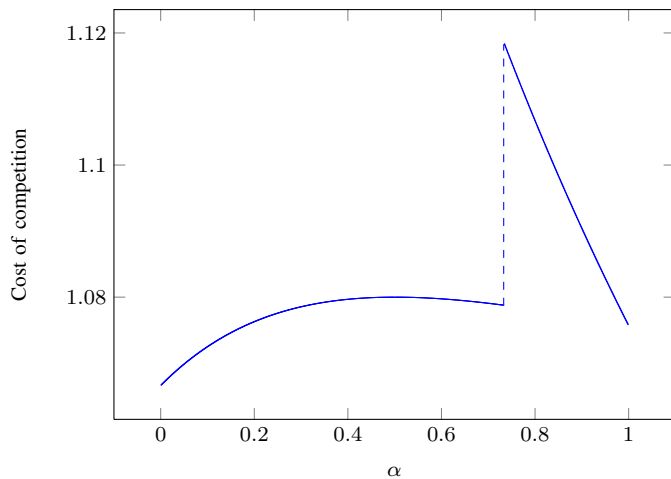


Fig. 8. Cost of competition for large capacities in heterogeneous case. Low α values correspond to high user flows heterogeneity. Interestingly, the cost of competition function is discontinuous (because the least efficient equilibrium does not exist for all α) and reaches its maximum at $\alpha = s$.

her price to induce higher interference onto the competitor, thus causing traffic spillover from the competitor's side. The results from the best-response analysis are then leveraged to characterize the simultaneous competitive game between the two roadside units operators in terms of equilibrium existence and optimality. A natural follow-up for the present work includes the analysis of the scenario in which the strategy space of each roadside unit operator also includes the position of the roadside unit besides setting the price.

REFERENCES

- [1] E. Altman, A. Kumar, C. Singh, and R. Sundaresan, "Spatial SINR games combining base station placement and mobile association," in *Proc. of IEEE INFOCOM*, 2009.
- [2] J. Barrachina, P. Garrido, M. Fogue, F. Martinez, J.-C. Cano, C. Calafate, and P. Manzoni, "Road side unit deployment: A density-based approach," *IEEE Intelligent Transportation Systems Magazine*, vol. 5, no. 3, pp. 30–39, 2013.
- [3] C. Berge, *Topological spaces*. Dover Publications, 1963.
- [4] F. Borgonovo, A. Capone, M. Cesana, and L. Fratta, "ADHOC MAC: New MAC architecture for ad hoc networks providing efficient and reliable point-to-point and broadcast services," *Wirel. Netw.*, vol. 10, no. 4, pp. 359–366, Jul. 2004.
- [5] E. S. Cavalcante, A. L. Aquino, G. L. Pappa, and A. A. Loureiro, "Roadside unit deployment for information dissemination in a VANET: An evolutionary approach," in *Proc. of GECCO Companion*, 2012.
- [6] I. Filippini, F. Malandrino, G. Dan, M. Cesana, C. Casetti, and I. Marsh, "Non-cooperative RSU deployment in vehicular networks," in *Proc. of WONS*, 2012.
- [7] V. Fux and P. Maillé, "Incentivizing efficient load repartition in heterogeneous wireless networks with selfish delay-sensitive users," in *Proc. of ICQT*, 2013.
- [8] H. Hartenstein and K. Laberteaux, "A tutorial survey on vehicular ad hoc networks," *Communications Magazine, IEEE*, vol. 46, no. 6, pp. 164–171, 2008.
- [9] S. Kakutani, "A generalization of Brouwer's fixed point theorem," *Duke Mathematical Journal*, vol. 8, pp. 457–459, 1941.
- [10] E. Koutsoupias and C. Papadimitriou, "Worst-case equilibria," in *Proceedings of the 16th annual conference on Theoretical aspects of computer science*, 1999.
- [11] U. Lee, E. Magistretti, M. Gerla, P. Bellavista, and A. Corradi, "Dissemination and harvesting of urban data using vehicular sensing platforms," *IEEE Transactions on Vehicular Technology*, vol. 58, no. 2, pp. 882–901, 2009.
- [12] P. Maillé and B. Tuffin, *Telecommunication Network Economics: From Theory to Applications*. Cambridge University Press, 2014.
- [13] D. Niyato and E. Hossain, "Competitive pricing in heterogeneous wireless access networks: Issues and approaches," *IEEE Network*, vol. 22, no. 6, 2008.
- [14] —, "A unified framework for optimal wireless access for data streaming over vehicle-to-roadside communications," *IEEE Transactions on Vehicular Technology*, vol. 59, no. 6, pp. 3025–3035, 2010.
- [15] D. Niyato, E. Hossain, and P. Wang, "Competitive wireless access for data streaming over vehicle-to-roadside communications," in *Proc. of IEEE GLOBECOM*, 2009, pp. 1–6.
- [16] D. Niyato, E. Hossain, and M. Hassan, *Game-Theoretic Models for Vehicular Networks*. CRC Press, 2011. [Online]. Available: <http://dx.doi.org/10.1201/b10975-6>
- [17] M. J. Osborne and A. Rubinstein, *A Course in Game Theory*. Cambridge, 1994.
- [18] W. Saad, Z. Han, A. Hjørungnes, D. Niyato, and E. Hossain, "Coalition formation games for distributed cooperation among roadside units in vehicular networks," *IEEE JSAC*, vol. 29, no. 1, pp. 48–60, Jan. 2011.
- [19] O. Trullols, M. Fiore, C. Casetti, C. Chiasserini, and J. B. Ordinas, "Planning roadside infrastructure for information dissemination in intelligent transportation systems," *Computer Communications*, vol. 33, no. 4, pp. 432 – 442, 2010.
- [20] T. Yan, W. Zhang, G. Wang, and Y. Zhang, "Access points planning in urban area for data dissemination to drivers," *IEEE Transactions on Vehicular Technology*, 2013.
- [21] K. Yang, S. Ou, H.-H. Chen, and J. He, "A multihop peer-communication protocol with fairness guarantee for IEEE 802.16-based vehicular networks," *IEEE Transactions on Vehicular Technology*, vol. 56, no. 6, pp. 3358–3370, 2007.
- [22] X. Yang, J. Liu, N. Vaidya, and F. Zhao, "A vehicle-to-vehicle communication protocol for cooperative collision warning," in *Proc. of MOBIQUITOUS*, 2004, pp. 114–123.
- [23] Y. Zhang, J. Zhao, and G. Cao, "On scheduling vehicle-roadside data access," in *Proc. of ACM VANET*. New York, NY, USA: ACM, 2007, pp. 9–18.

APPENDIX A

PROOF OF THE EXISTENCE OF AN EQUILIBRIUM WITH LARGE CAPACITIES

To show that a pair of prices is a Nash equilibrium, we verify that no provider can increase his individual revenue by unilaterally changing his price. For the large capacities case, the revenue curves of both providers have only two different expressions, since RSUs are never saturated. Again, we consider two cases:

- First, when $p_1 \leq p_2$ we have to verify that the price profile

$$\begin{cases} \bar{p}_1 = \frac{p_{\max}(\alpha+1/2)}{2(1+\alpha)}, \\ \bar{p}_2 = \frac{p_{\max}}{2} \end{cases}$$

is an equilibrium.

For Provider 1, we thus have to check whether the revenue-maximizing price $p_1 = p_{\max}/2$ in the zone where $p_1 \leq p_2$ could be better for him, or equivalently, determine for which α we could have $R_1(p_1, \bar{p}_2) > R_1(\bar{p}_1, \bar{p}_2)$, in which case the proposed profile is not an equilibrium. Taking the mathematical expressions:

$$\begin{aligned} R_1(\bar{p}_1, \bar{p}_2) &= \frac{p_{\max}\rho(\alpha+1/2)^2}{4(1+\alpha)}, \\ R_1(p_1, \bar{p}_2) &= 1/4\rho\alpha p_{\max}. \end{aligned}$$

We then observe that for any $\alpha \geq 0$, we have $(\alpha+1/2)^2 \geq \alpha(1+\alpha)$ and thus $R_1(p_1, \bar{p}_2) \leq R_1(\bar{p}_1, \bar{p}_2)$. Hence Provider 1 cannot increase his revenue by unilaterally changing his price.

For Provider 2, we similarly have to check, whether the peak price $p_2 = \frac{p_{\max} + \bar{p}_1\alpha}{2(1+\alpha)}$ in the zone where $p_1 \leq p_2$ could be preferable. Let us first rewrite

$$p_2 = \frac{p_{\max} + \bar{p}_1\alpha}{2(1+\alpha)} = \frac{p_{\max}(\alpha^2 + 5/2\alpha + 2)}{4(1+\alpha)^2}.$$

The revenue corresponding to this price is

$$\begin{aligned} R_2(\bar{p}_1, p_2) &= \frac{p_{\max}(\alpha^2 + 5/2\alpha + 2)}{4(1+\alpha)^2} \times \\ &\quad \left((1+\alpha)\rho \left(1 - \frac{(\alpha^2 + 5/2\alpha + 2)}{4(1+\alpha)^2} \right) \right. \\ &\quad \left. - \alpha\rho \left(1 - \frac{\alpha + 1/2}{2(1-\alpha)} \right) \right) \\ &= \frac{p_{\max}\rho(\alpha^2 + 5/2\alpha + 2)^2}{16(1+\alpha)^3}, \end{aligned}$$

while with \bar{p}_2 Provider 2 gets a revenue

$$R_2(\bar{p}_1, \bar{p}_2) = 1/4\rho p_{\max}. \quad (14)$$

Therefore the condition $R_2(\bar{p}_1, p_2) > R_2(\bar{p}_1, \bar{p}_2)$ is equivalent to

$$\begin{aligned} (\alpha^2 + 5/2\alpha + 2)^2 &> 4(1+\alpha)^3 \\ \Leftrightarrow \alpha^4 + \alpha^3 - 7/4\alpha^2 - 2\alpha &> 0. \end{aligned}$$

For $\alpha \in [0, 1]$ that last condition is never satisfied (the function being nonpositive), and thus Provider 2 cannot increase his revenue by unilaterally changing his price.

As a result, the proposed price profile (\bar{p}_1, \bar{p}_2) is indeed a Nash equilibrium for all $\alpha \in (0, 1]$.

- We now turn our attention to the case when $p_1 > p_2$. As before, we have to verify whether

$$\begin{cases} \bar{p}_1 = \frac{p_{\max}}{2}, \\ \bar{p}_2 = \frac{p_{\max}(1+1/2\alpha)}{2(1+\alpha)}, \end{cases}$$

is a Nash equilibrium. Let us study whether Provider 1 has an incentive to change his price to $p_1 = \frac{\alpha p_{\max} + \bar{p}_2}{2(1+\alpha)}$ (his best price in the zone where he is cheaper than the competitor). Plugging the expression of \bar{p}_2 we have:

$$p_1 = \frac{2\alpha^2 + 5/2\alpha + 1}{4(1+\alpha)^2},$$

which would earn Provider 1 a revenue

$$\begin{aligned} R_1(p_1, \bar{p}_2) &= p_{\max}\rho \frac{2\alpha^2 + 5/2\alpha + 1}{4(1+\alpha)^2} \cdot \\ &\quad \left(\frac{2\alpha^2 + 11/2\alpha + 3}{4(1+\alpha)} - \frac{3/2\alpha + 1}{2(1+\alpha)} \right) \\ &= \frac{\rho p_{\max}(2\alpha^2 + 5/2\alpha + 1)^2}{16(1+\alpha)^3}, \end{aligned}$$

while under the proposed price profile he gets

$$R_1(\bar{p}_1, \bar{p}_2) = 1/4\rho p_{\max}\alpha.$$

Then we have $R_1(p_1, \bar{p}_2) > R_1(\bar{p}_1, \bar{p}_2)$ if and only if

$$\begin{aligned} (2\alpha^2 + 5/2\alpha + 1)^2 &> 4\alpha(1+\alpha)^3 \\ \Leftrightarrow 2\alpha^3 + 7/4\alpha^2 - \alpha - 1 &< 0. \end{aligned}$$

The polynomial expression above has a unique root $s \approx 0.73$: thus, for $\alpha < s$ Provider 1 could increase his revenue by changing his price, and (\bar{p}_1, \bar{p}_2) is not an equilibrium. On the other hand, for $\alpha > s$, the price \bar{p}_1 is a best-response of Provider 1 to \bar{p}_2 .

Finally, for Provider 2 we follow the same logic, investigating whether taking the optimal price above the price of Provider 1 could lead to a revenue increase:

$$\begin{aligned} R_2(\bar{p}_1, p_2) &= 1/4\rho p_{\max}, \\ R_2(\bar{p}_1, \bar{p}_2) &= \frac{p_{\max}\rho(1+1/2\alpha)^2}{4(1+\alpha)}. \end{aligned}$$

Observing that $(1+1/2\alpha)^2 > 1+\alpha$ for all α , we deduce that $R_2(\bar{p}_1, p_2) \leq R_2(\bar{p}_1, \bar{p}_2)$, hence Provider 2 cannot increase his revenue by unilaterally changing his price.

Summarizing: *an equilibrium with $p_1 > p_2$ exists only for $\alpha \in [s, 1]$.*

APPENDIX B

COMPUTING THE COST OF COMPETITION (FOR PROVIDERS)

We first derive an expression for the optimal (for providers) revenue value, which is the maximum possible sum of their revenues (that we can reach by collaborating). We use a linear expression for the willingness-to-pay function $w(p) = \frac{p_{\max} - p}{p_{\max}}$. As previously, we consider two cases:

- First, when $p_1 \leq p_2$ the total revenue is

$$\begin{aligned} R &= R_1 + R_2 \\ &= p_1 \left(\frac{p_{\max} - p_1}{p_{\max}} (1 + \alpha) \rho - \frac{p_{\max} - p_2}{p_{\max}} \rho \right) + p_2 \rho \frac{p_{\max} - p_2}{p_{\max}} \\ &= \frac{\rho}{p_{\max}} (p_1 \alpha p_{\max} - p_1^2 (1 + \alpha) + p_1 p_2 + p_{\max} p_2 - p_2^2). \end{aligned}$$

The necessary extremum condition are :

$$\begin{cases} \frac{\partial R}{\partial p_1} = \frac{\rho}{p_{\max}} (\alpha p_{\max} - 2p_1 (1 + \alpha) + p_2) = 0, \\ \frac{\partial R}{\partial p_2} = \frac{\rho}{p_{\max}} (p_1 + p_{\max} - p_2) = 0. \end{cases}$$

Therefore the prices maximizing the total revenue should satisfy

$$\begin{cases} p_1^{\text{opt}} = \frac{\alpha p_{\max} + p_2^{\text{opt}}}{2(1 + \alpha)}, \\ p_2^{\text{opt}} = \frac{p_{\max} + p_1^{\text{opt}}}{2}. \end{cases}$$

Solving that system gives

$$\begin{cases} p_1^{\text{opt}} = \frac{p_{\max}(2\alpha + 1)}{3 + 4\alpha}, \\ p_2^{\text{opt}} = \frac{p_{\max}(3\alpha + 2)}{3 + 4\alpha}. \end{cases} \quad (15)$$

It is easy to verify that the sufficient conditions for this pair to be a maximum are also satisfied. The maximum total revenue with $p_1 \leq p_2$ is therefore

$$R = \frac{p_{\max} \rho (\alpha + 1)^2}{3 + 4\alpha}.$$

- Let us now consider the case $p_1 > p_2$. The total revenue is:

$$\begin{aligned} R &= R_1 + R_2 \\ &= \frac{\rho}{p_{\max}} (-\alpha p_1^2 + p_2 p_{\max} - (1 + \alpha) p_2^2 + p_1 p_2 \alpha + p_1 \alpha p_{\max}). \end{aligned}$$

The necessary extremum conditions are :

$$\begin{cases} \frac{\partial R}{\partial p_1} = \frac{\rho}{p_{\max}} (\alpha p_{\max} - 2p_1 \alpha + p_2 \alpha) = 0, \\ \frac{\partial R}{\partial p_2} = \frac{\rho}{p_{\max}} (p_1 \alpha + p_{\max} - p_2 2(1 + \alpha)) = 0, \end{cases}$$

leading to the system

$$\begin{cases} p_1^{\text{opt}} = \frac{p_{\max} + p_2^{\text{opt}}}{2}, \\ p_2^{\text{opt}} = \frac{p_{\max} + p_1^{\text{opt}} \alpha}{2(1 + \alpha)}, \end{cases}$$

from which we get

$$\begin{cases} p_1^{\text{opt}} = \frac{p_{\max}(2\alpha + 3)}{4 + 3\alpha}, \\ p_2^{\text{opt}} = \frac{p_{\max}(\alpha + 2)}{4 + 3\alpha}. \end{cases}$$

Again, the sufficient maximality conditions are satisfied; the total revenue is:

$$R = \frac{p_{\max} \rho (\alpha + 1)^2}{4 + 3\alpha}.$$

Comparing both cases, we find that for $\alpha \in (0, 1]$ the total revenue with $p_2 \geq p_1$ is larger than (or equal to) in the other case, meaning that the price profile (15) maximizes total revenue.

Then, we divide that revenue by the minimum equilibrium revenue (i.e., we compute the Price of Anarchy 11 for the game played among providers); it is easy to remark that the equilibrium yielding the smallest total revenue is the one with $p_1 > p_2$ (which exists only for $\alpha \in [s, 1]$, otherwise there is only one equilibrium).

APPENDIX C

THE COST OF IGNORING THE COMPETITOR'S PRESENCE

Let us consider a situation where each provider believes he is the only one serving users, so that he can set his price to the monopoly price ($p_{\max}/2$ for linear willingness-to-pay functions, if capacities are sufficiently large). Then in practice each provider will serve only some of the users seeing him first. But from such a situation, one provider could lower his price to serve some of the traffic that refused to pay the price of the competitor, and increase his revenue. We compute here the amount of extra revenue that a provider could get by making this price move.

When $p_j \leq p_k$, the revenue of Provider j with symmetric flows ($\rho_1 = \rho_2 = \rho$) is

$$R_j = p_j (2w(p_j) \rho - w(p_k) \rho).$$

The optimal price when the willingness-to-pay function $w(\cdot)$ is linear equals $3/8 p_{\max}$, leading to $R_j = 3/8 p_{\max} (5/4 \rho - 1/2 \rho) = 9/32 p_{\max} \rho$, while the revenue was $R_j = 1/4 p_{\max} \rho$ initially. Hence Provider j can improve his revenue by a factor $1/8 \approx 12\%$.

Let us consider again the large capacity case, but heterogeneous flows. Assume $\rho_1 = \alpha \rho < \rho_2 = \rho$. When Provider 1 sets his price below $p_2 = p_{\max}/2$, his revenue is

$$\begin{aligned} R_1 &= p_{\max} \frac{\alpha + 1/2}{2(1 + \alpha)} \left(\frac{\alpha + 3/2}{2(1 + \alpha)} (1 + \alpha) \rho - 1/2 \rho \right) \\ &= \frac{p_{\max} (\alpha + 1/2)^2 \rho}{4(1 + \alpha)}, \end{aligned}$$

to be compared to $R_1 = 1/4 \rho \alpha p_{\max}$ when ignoring Provider 2 (i.e., when taking $p_1 = p_{\max}/2$). The ratio between the two revenues equals $\frac{(\alpha + 1/2)^2}{\alpha(1 + \alpha)}$ and is maximized for $\alpha = 1/2$, in which case it equals $4/3$.