



Drought-induced embolism in current-year shoots of two Mediterranean evergreen oaks

Clara A. Pinto, Jorge S. David, Hervé H. Cochard, Maria C. Caldeira, Manuel O. Henriques, Teresa Quilhó, Teresa A. Paço, João S. Pereira, Teresa S. David

► To cite this version:

Clara A. Pinto, Jorge S. David, Hervé H. Cochard, Maria C. Caldeira, Manuel O. Henriques, et al.. Drought-induced embolism in current-year shoots of two Mediterranean evergreen oaks. *Forest Ecology and Management*, 2012, 285, pp.1-10. 10.1016/j.foreco.2012.08.005 . hal-00964690

HAL Id: hal-00964690

<https://hal.science/hal-00964690>

Submitted on 29 May 2020

HAL is a multi-disciplinary open access archive for the deposit and dissemination of scientific research documents, whether they are published or not. The documents may come from teaching and research institutions in France or abroad, or from public or private research centers.

L'archive ouverte pluridisciplinaire **HAL**, est destinée au dépôt et à la diffusion de documents scientifiques de niveau recherche, publiés ou non, émanant des établissements d'enseignement et de recherche français ou étrangers, des laboratoires publics ou privés.



Drought-induced embolism in current-year shoots of two Mediterranean evergreen oaks

Clara A. Pinto^{a,*}, Jorge S. David^{b,d}, Hervé Cochard^c, Maria C. Caldeira^{b,d}, Manuel O. Henriques^{b,d}, Teresa Quilhó^{e,d}, Teresa A. Paço^{b,f}, João S. Pereira^{b,d}, Teresa S. David^{a,d}

^a Instituto Nacional de Investigação Agrária e Veterinária, I.P., Quinta do Marquês, Av. da República, 2780-159 Oeiras, Portugal

^b Instituto Superior de Agronomia, Technical University of Lisbon, Tapada da Ajuda, 1349-017 Lisboa, Portugal

^c INRA, UMR 547 PIAF, F-63100 Clermont-Ferrand, France

^d Centro de Estudos Florestais, Tapada da Ajuda, 1349-017 Lisboa, Portugal

^e Centro das Florestas e Produtos Florestais, Instituto de Investigação Científica Tropical, Tapada da Ajuda, 1349-017 Lisboa, Portugal

^f Centro de Engenharia dos Biosistemas, Tapada da Ajuda, 1349-017 Lisboa, Portugal

ARTICLE INFO

Article history:

Received 14 April 2012

Received in revised form 3 August 2012

Accepted 4 August 2012

Keywords:

Quercus suber

Quercus ilex

Vulnerability curves

Hydraulic conductivity

Xylem anatomy

Hydraulic safety margins

ABSTRACT

Quercus suber and *Quercus ilex* trees are major elements of Mediterranean landscapes, which are threatened by the increasing water deficits related to climate change. To contribute to the understanding of the capacity of these oaks to withstand severe drought we assessed the vulnerability to xylem embolism and the anatomical traits in current-year shoots. Data were collected in mature trees at two sites, in central/coastal and southern/inland Portugal. *In situ* safety margins to hydraulic failure were evaluated from long-term predawn and midday leaf water potential records. Results showed that xylem vulnerability to embolism was similar in *Q. ilex* and *Q. suber*. The 50% loss in hydraulic conductivity ($\Psi_{xyl,50PLC}$) was observed at xylem water potentials of -2.9 and -3.2 MPa in shoots of *Q. suber* and *Q. ilex*, respectively. Values of mean vessel diameter of *Q. suber* shoots at both sites suggest an intra-species adaptation to the local water availability, with larger vessels at the more mesic site. *In situ* hydraulic safety margins observed in shoots showed that, even during the driest periods, both oaks lived comfortably above the most critical embolism thresholds. However, the hydraulic safety margins were narrower in the driest site. Results are relevant to the understanding of survival, growth, and functional behaviour of evergreen oaks in Mediterranean climates, under recurrent/seasonal drought conditions.

© 2012 Elsevier B.V. All rights reserved.

1. Introduction

In recent decades there were many reports of enhanced tree mortality rates in forests of all ages, especially in temperate regions (van Mantgem et al., 2009), but also in Mediterranean-type climates (Lloret et al., 2004). Plausible causes are increasing water deficits related to global warming (van Mantgem et al., 2009), which may result in the failure of the hydraulic system of trees (Ryan, 2011), associated or not to starvation and depletion of carbon reserves (McDowell et al., 2011). During dry periods water stress may induce xylem cavitation and the formation of embolisms, resulting in the disruption of water columns and in the reduction of water supply to leaves (Tyree and Zimmermann, 2002). Xylem embolism caused by severe drought stress has been

considered one of the major factors affecting plant productivity and survival (Tyree and Sperry, 1988). Mediterranean-climate regions are characterised by recurrent droughts, with irregular/limited rainfall and high evaporative demand. Climate change scenarios for the Western Mediterranean Basin foresee warmer air temperatures and an increase in the length and intensity of the seasonal summer drought (Miranda et al., 2002). Trees cope with these seasonal water shortages by preventing water losses through stomatal closure and maximising the soil and groundwater uptake by deep roots (Canadell et al., 1996; David et al., 2007; Maherali et al., 2004). Under extreme drought, stomatal regulation may not be enough to maintain leaf water potential above a critical threshold and catastrophic embolism may occur (Sperry, 1986).

Mediterranean evergreen oak woodlands (*montados* in Portugal and *dehesas* in Spain) characterise the landscape of extensive areas of the Iberian Peninsula and are ecosystems of a high socioeconomic and conservation value (Bugalho et al., 2011). In Central-Southern Portugal, *Quercus suber* L. (cork oak) and *Quercus ilex* spp. *rotundifolia* Lam. syn. *ballota* (holm oak) are the dominant

* Corresponding author. Tel.: +351 214463798; fax: +351 214463702.

E-mail addresses: clara.pinto@iniav.pt (C.A. Pinto), soaresdavid@isa.utl.pt (J.S. David), hervé.cochard@clermont.inra.fr (H. Cochard), mcaldeira@isa.utl.pt (M.C. Caldeira), mhenriques@isa.utl.pt (M.O. Henriques), terisantos@isa.utl.pt (T. Quilhó), tapaco@isa.utl.pt (T.A. Paço), jspereira@isa.utl.pt (J.S. Pereira), teresa.david@iniav.pt (T.S. David).

species. Although co-occurring in some places, *Q. ilex* prevails in the inner, drier regions and *Q. suber* in the wetter, coastal and montane areas. This geographic distribution, though influenced by human activity, seems to mainly reflect the lesser drought resistance of *Q. suber* (David et al., 2007). Extensive literature is available concerning the xylem vulnerability to embolism and other hydraulic traits of *Q. ilex* (Corcuera et al., 2004; Gartner et al., 2003; Limousin et al., 2010; Lo Gullo and Salleo, 1993; Martínez-Vilalta et al., 2002; Tognetti et al., 1998; Villar-Salvador et al., 1997) and of other Mediterranean species (Iovi et al., 2009). However, *Q. suber* has been much less studied (Lo Gullo et al., 2003; Tyree and Cochard, 1996; Vaz et al., 2012). To our knowledge, its vulnerability to drought-induced embolism has not yet been fully characterised particularly in adult trees.

We aimed to evaluate and compare the xylem conducting efficiency and vulnerability of current-year shoots of *Q. suber* and *Q. ilex* to drought induced cavitation. Measurements and sampling were done in mature trees at two different sites, located in Central (Lezirias) and Southern (Mitra) Portugal. Cork oak was studied at Lezirias and Mitra whereas holm oak was only studied at Mitra. We hypothesised that: (1) *Q. ilex* xylem would be less prone to hydraulic failure than *Q. suber*, and the difference would be enough to explain the geographic distribution of the two species; (2) Differences in site water availability might reflect in small intra-species variations in the vulnerability to embolism and xylem anatomy. The specific objectives of this work were to: (1) measure xylem vulnerability to embolism in current-year shoots of mature cork and holm oak trees; (2) test intra-species differences in vulnerability to embolism and xylem anatomy of cork oak shoots between sites; (3) evaluate if species are living close to their hydraulic limits, by estimating the *in situ* minimum safety margins.

2. Material and methods

2.1. Study sites and plant material

The study was carried out at two evergreen oak woodlands 90 km apart, in Central (Lezirias site) and Southern (Mitra site) Portugal. The Mitra site (38°32'N, 8°00'W) has an inland location near the town of Évora, at the “Herdade da Alfarrobeira” (ca. 150 km South-East of Lisbon), in a sparse mixed stand where *Q. ilex* dominates and *Q. suber* occurs in scattered patches. At this site two single species plots (150 m apart) were established. The soil is a 1 m deep Dystric Cambisol (FAO, 1988), with low water retention capacity, overlying a granite bedrock. The Lezirias site (38°50'N, 8°49'W) is located near the coast, at the estate of “Companhia das Lezirias”, about 50 km East of Lisbon, in a pure *Q. suber* stand. The soil is a deep Arenosol (FAO, 1988), with high permeability and low water retention capacity, overlying a thick clay layer at ca. 9 m depth. The climate is Mediterranean at both sites, with hot dry summers and wet mild winters. Rainfall occurs predominantly from October to April. Long-term (1951–1980) mean annual rainfall and open water evaporation are 665 and 1760 mm for Mitra (the more xeric site), and 708 and 1347 mm for Lezirias, respectively (INMG, 1991a, 1991b). Mean annual temperature is 15.0 °C at Mitra, ranging from 8.6 °C in January to 23.1 °C in August, and 15.6 °C at Lezirias, ranging from 9.9 °C in January to 22.0 °C in August (INMG, 1991a, 1991b).

Hydraulic and anatomy measurements were done in 2007–2008 on four mature trees per species and site. Mean morphometric data of the sampled trees are given in Table 1. Tree age is about 60 years at Lezirias and 70 (*Q. ilex*) – 80 (*Q. suber*) years at Mitra. Average annual growth of current-year shoots was 5 cm and 3–4 cm for *Q. ilex* and *Q. suber* at Mitra, respectively, and 7–20 cm for *Q. suber* at Lezirias (Pinto et al., 2011). Branches of *Q. suber* were sampled from both sites, whereas branches of *Q. ilex* trees were

Table 1

Mean (standard deviation, SD) morphometric data of the four sampled trees (*Q. suber* and *Q. ilex*) at the experimental sites.

Site	Species	DBH (m)	Height (m)	Crown projected area (m ²)
Lezirias	<i>Q. suber</i>	0.73 (0.18)	12.82 (1.16)	208.1 (32.4)
Mitra	<i>Q. suber</i>	0.49 (0.04)	9.05 (0.44)	128.7 (25.8)
Mitra	<i>Q. ilex</i>	0.40 (0.05)	7.63 (0.48)	60.2 (20.2)

DBH is diameter at breast height.

only sampled from the Mitra site. *In situ* leaf and xylem water potential measurements were done in the same trees used for branch sampling.

2.2. Environmental variables

Solar radiation (CM6B, Kipp and Zonen, Delft, The Netherlands) and rainfall (tipping-bucket rain gauge recorder ARG100, Environmental Measurements, Gateshead, UK) were measured at both sites (2001–2003 at Mitra and 2006–2008 at Lezirias). Water table depth was also measured at both sites by pressure transducers (PDCR 830, Campbell Scientific) installed in boreholes. Data were recorded every 10 s and stored as 10 or 30 min averages or totals by CR10X data loggers (Campbell Scientific, Shepshed, UK).

2.3. “In situ” leaf water potentials

Leaf water potential (Ψ_l , MPa) was measured monthly at Mitra (2001–2003 for both plots) and Lezirias (2006–2008). Measurements were done in four mature trees per plot at predawn ($\Psi_{l,pd}$) and around midday ($\Psi_{l,md}$), using a Scholander pressure chamber (PMS 1000, PMS Instruments, Corvallis, Oregon, USA) (Scholander et al., 1965). At each sampling time, three to four leaves per tree were collected at similar heights from the South-facing part of the crowns, bagged, and immediately measured.

2.4. Vulnerability to xylem embolism

The degree of vulnerability to embolism was inferred from vulnerability curves (VCs), plotting the xylem water potential (Ψ_{xyl} , MPa) versus the corresponding percentage loss of hydraulic conductivity (PLC, %). We used the dehydration technique (Sperry, 1986; Sperry et al., 1988), considered as the most reliable (reference technique) (Choat et al., 2010; Cochard et al., 2005; Sperry et al., 2012).

The hydraulic conductivity (K_h , kg s⁻¹ MPa⁻¹ m) of shoot segments of both species was measured following Sperry et al. (1988), with a high precision flow meter, XYL'EM (Embolism Meter, Bronkhorst, Montigny-Les-Cormeilles, France). K_h was measured at low pressure ($2-3 \times 10^{-3}$ MPa), to minimise the displacement of air bubbles in open vessels. All segments were perfused with ultra-pure, deionized, degassed and filtered (0.2 μ m) water with 10 mM KCl. K_h was calculated as the ratio between the flow through each segment and the corresponding hydrostatic pressure gradient. It was converted to specific hydraulic conductivity (K_s , kg s⁻¹ MPa⁻¹ m⁻¹) by dividing by the xylem cross-sectional area (m²).

Prior to branch collection, the maximum length of xylem vessels was determined using the air infiltration method in the entire length of large branches (Zimmermann and Jeje, 1981). The longest vessels in *Q. suber* and *Q. ilex* stems were found to be 2.6 and 2.0 m, respectively. Hence, to avoid contamination by air entry upon cutting, only branches longer than 3 m were sampled, overnight, from the top third of the South-facing side of the crowns. At each sampling date, one or two large branches per tree (depending on crown

size) were harvested and immediately bagged to minimise dehydration. Once in the laboratory, branches were gradually dehydrated to cover a wide range of Ψ_{xyl} values. For each Ψ_{xyl} point (measured in previously covered leaves), PLC values were obtained from 3 to 6 terminal, and non-contiguous current-year shoots. On average, 20 current-year shoots were sampled per branch. After measuring Ψ_{xyl} , shoots with a diameter of 2–3 mm were excised underwater, trimmed to approximately 2.5 cm length, and the initial hydraulic conductivity ($K_{h,in}$) was measured. Segments were repeatedly perfused (pressure of ca. 0.15 MPa) to dissolve and expel air bubbles, until the maximum conductivity ($K_{h,max}$) was obtained. The degree of embolism (PLC, %) was estimated based on $K_{h,in}$ and $K_{h,max}$ (Sperry et al., 1988). Only current-year shoots were used for conductivity measurements to prevent previously embolized and non-functional conduits of older xylem rings from contributing to PLC estimates. Sample size was restrained by the average length of current-year shoots of *Q. suber* at Mitra. *Quercus* species are known to have very long vessels and, hence, it is likely that some samples had open-cut vessels at both ends. However, sample length should not impose a methodological problem to vulnerability estimates (i.e., overestimation) since PLC values are ratios of conductivities.

Vulnerability curves (VCs) were fitted using the exponential sigmoid equation proposed by Pammenter and Vander Willigen (1998):

$$PLC = \frac{100}{1 + e^{a(\Psi_{xyl} - b)}} \quad (1)$$

where Ψ_{xyl} (MPa) is the measured xylem water potential; a is related to the slope of the curve and b is the Ψ_{xyl} at which a 50% loss in hydraulic conductivity occurs ($\Psi_{xyl,50PLC}$). Although there are other functional options to fit the VCs (Ogle et al., 2009) we decided to use the Pammenter and Vander Willigen (1998) equation since it is simple, widely used, and parameters have an inherent physiological meaning (under the air-seeding hypothesis, Tyree and Zimmermann (2002)).

Three vulnerability curves were constructed: two for *Q. suber*, one for each site, and one for *Q. ilex*, for the Mitra site. Each VC was adjusted using at least 25 points per species/site.

A modified version of Eq. (1) was also fitted to the PLC/ Ψ_{xyl} dataset to account for a non-zero “native” level of embolism (PLC_{nat}):

$$PLC = PLC_{nat} + \frac{100 - PLC_{nat}}{1 + e^{a_1(\Psi_{xyl} - b_1)}} \quad (2)$$

$\Psi_{xyl,50PLC}$ values obtained from Eqs. (1) and (2) were used to assess the possible impact of PLC_{nat} on vulnerability estimates.

The xylem tension/pressure values causing 50% ($\Psi_{xyl,50PLC}$), 75% ($\Psi_{xyl,75PLC}$) and complete loss of conductivity ($\Psi_{xyl,99PLC}$) were used to establish the hydraulic safety margins.

2.5. Xylem anatomy

Vessel inner diameter was measured on a sub-sample of the segments used for the vulnerability curves (three segments per tree). Transverse sections (ca. 20 μ m thick) were obtained using a sledge microtome (Leica SM2400, Leica Microsystems GmbH, Nussloch, Germany), stained with safranin (1%) for 1–3 min, and mounted with glycerine Kaiser. Cross sections were viewed in a light microscope system (Leica CTR Mic) interfaced with a digital camera (Leica DM LA, Leica Microsystems, Heerbrugg, Switzerland) at $10 \times 10 \times 2$. Two sectors, located 90–180° apart, from the outermost rings of each transverse section were sampled. Within each sector, the cross-sectional inner diameters of all open vessels (μ m) were measured using the image analysis software Leica QWin Plus V. 3.5.0 (Leica Microsystems, Heerbrugg, Switzerland).

The following variables were considered to describe xylem anatomy: mean vessel diameter (D_{mean} , μ m), vessel density (number of vessels mm^{-2}), and conductive area (percentage of cross-sectional area occupied by vessels). A theoretical hydraulic conductivity, $K_{h,t}$ ($\text{kg s}^{-1} \text{MPa}^{-1} \text{m}$) was calculated for each section, from the anatomy data, following the Hagen–Poiseuille equation (Sellin et al., 2008; Sperry et al., 1994; Tyree et al., 1994; Tyree and Zimmermann, 2002):

$$K_{h,t} = (\pi \rho / 128 \eta) \sum_{i=1}^n D_i^4 \quad (3)$$

where ρ is density of water (1000 kg m^{-3}), η is the dynamic viscosity of water (10^{-9} MPa s at 20°C) and D is the diameter of the i vessel (m). To characterise the xylem conducting efficiency per unit of sapwood area, the theoretical specific hydraulic conductivity, $K_{s,t}$ ($\text{kg s}^{-1} \text{MPa}^{-1} \text{m}^{-1}$), was determined by dividing the estimated $K_{h,t}$ by the sample cross-sectional xylem area (m^2). We also calculated the vessel diameter frequency in 5 μ m diameter classes and estimated the relative contribution of each diameter class to the predicted $K_{h,t}$ of each segment (Tyree et al., 1994). A hydraulically weighted mean diameter (D_{hw} , μ m) was estimated for each segment as: $(\sum D_i^5 / \sum D_i^4)$ (Sperry et al., 1994). The mean diameter of the vessels that account for 95% of the predicted $K_{h,t}$, D_{95} , was also estimated (Tyree et al., 1994).

2.6. Estimation of shoot xylem water potential from “in situ” Ψ_l measurements

Daily courses of leaf and shoot xylem water potentials were done in two sunny summer days per plot. Measurements (four trees per species/site) started at dawn and were repeated every 2–3 h throughout the day. At each measurement time, three covered (Ψ_{xyl}) and three sun exposed (Ψ_l) leaves were measured.

As the number of direct shoot Ψ_{xyl} measurements was restricted to two days per plot, we attempted to find a relationship to predict Ψ_{xyl} from the available long-term Ψ_l records. A linear regression between shoot xylem and leaf water potentials was found to be site-specific. Using the Darcy’s law (e.g. Wullschlegel et al., 1998) we developed a relationship between Ψ_{xyl} and $\Psi_{l,pd}$ and Ψ_l to tackle the mentioned difficulty. Water flow (F) from soil or groundwater to the leaves can be described as:

$$F = \frac{\Psi_{l,pd} - \Psi_l}{R_{plant}} \quad (4)$$

where R_{plant} is the total resistance in the soil to leaf pathway and $\Psi_{l,pd}$ is assumed as a surrogate of Ψ_{soil} . Considering only the flow path from the stem xylem to leaves, Eq. (4) may be re-written as:

$$F = \frac{\Psi_{xyl} - \Psi_l}{R_{petiole}} \quad (5)$$

where $R_{petiole}$ is the total resistance in the xylem-leaf pathway. Assuming steady-state conditions in the soil-leaf continuum, Eqs. (4) and (5) can be combined as:

$$F = \frac{\Psi_{l,pd} - \Psi_l}{R_{plant}} = \frac{\Psi_{xyl} - \Psi_l}{R_{petiole}} \quad (6)$$

Eq. (6) can be re-written as:

$$\Psi_{xyl} = (\Psi_{l,pd} - \Psi_l) \frac{R_{petiole}}{R_{plant}} + \Psi_l \quad (7)$$

Considering $\frac{R_{petiole}}{R_{plant}}$ as an approximate constant, α , Eq. (7) can be re-arranged as:

$$\frac{\Psi_{xyl}}{\Psi_{l,pd}} = \alpha + (1 - \alpha) \frac{\Psi_l}{\Psi_{l,pd}} \quad (8)$$

Data from both oaks fitted nicely to the linear relationship between $\Psi_{xyl}/\Psi_{l,pd}$ and $\Psi_l/\Psi_{l,pd}$ (Eq. (8)), irrespective of the site. Hence, we could predict minimum Ψ_{xyl} of shoots under field conditions from the long-term $\Psi_{l,pd}$ and $\Psi_{l,md}$ records. These values were then entered in the fitted vulnerability curves to establish the minimum hydraulic safety margins at which shoots of both species operate (Hacke et al., 2000; Pockman and Sperry, 2000).

2.7. Statistical analyses

The coefficients a and b of the fitted vulnerability curves were estimated using the non-linear regression procedure in the statistics software package PASW Statistic 18.0.0 (IBM Corporation, NY, USA) and the software package R 2.13.0 (The R Foundation for Statistical Computing, Vienna, Austria) using the “nls” function. The fitted coefficients a and b were compared between species/sites and tested with Student t -tests (Snedecor and Cochran, 1978; Zar, 1996).

Differences in mean vessel diameter, vessel density, conductive area and K_s , between trees, species and sites, were tested with Analyses of Variance. Linear mixed models were used, considering species/sites as fixed effects and tree within species as a random factor. These analyses were performed with the mixed procedure of SAS statistic software (SAS system 9.2, SAS Institute Inc., Cary, NC, USA) for a significance level of 5% ($\alpha = 0.05$).

3. Results

3.1. Environmental variables

Fig. 1 shows the seasonal variation of solar radiation ($\text{MJ m}^{-2} \text{ month}^{-1}$) and rainfall (mm month^{-1}) for the Lezirias and Mitra sites. During summer periods, radiation was high and rainfall usually scarce. Annual rainfall at Lezirias was 802.0, 441.5 and

576.0 mm, i.e. 13% above average in 2006 and 38% and 19% below average in 2007 and 2008, respectively. At Mitra, annual rainfall was 843.0, 825.2 and 706.4 mm, i.e. 27%, 24% and 6% above average in the years between 2001 and 2003, respectively. Differences in rainfall distribution and amount reflect the variability typical of Mediterranean-type climates.

Water table depth varied from a minimum in winter/spring to a maximum in summer/autumn. During the studied years, it fluctuated between 1.3 and 4.5 m at Lezirias, and between 1.1 and 5.1 m at Mitra.

3.2. “In situ” leaf water potentials

Long-term variation in $Q. suber$ $\Psi_{l,pd}$ differed between sites. At Lezirias, $\Psi_{l,pd}$ remained high (above -0.45 MPa) (Fig. 2a), with no seasonal variation. At Mitra, where $Q. suber$ and $Q. ilex$ share the same habitat conditions, $\Psi_{l,pd}$ remained high during the wet periods, but strongly declined during the dry summer up to -2.3 MPa in $Q. suber$ and -1.7 MPa in $Q. ilex$ (Fig. 2b and c). At both sites, $\Psi_{l,md}$ values varied according to atmospheric conditions. Absolute minimum for each species was about constant throughout the seasons and years and was lower in $Q. ilex$ (-3.48 MPa) (Fig. 2c) than in $Q. suber$ (-2.98 and -2.95 MPa at Lezirias and Mitra, respectively) (Fig. 2a and b).

3.3. Vulnerability to xylem embolism and maximum hydraulic conductivity

The parameters of the VCs fitted through Eq. (1) are shown in Table 2 and Fig. 3. The xylem tension inducing 50% loss of hydraulic conductivity ($\Psi_{xyl,50PLC}$; parameter b) was -2.9 MPa for $Q. suber$ (Table 2, Fig. 3a and b) and -3.2 MPa for $Q. ilex$ (Table 2, Fig. 3c). Differences between parameters a and b for $Q. suber$ and $Q. ilex$ were statistically non-significant, either between species or sites (Table 2). The original VCs (Eq. (1)) showed “native” embolism

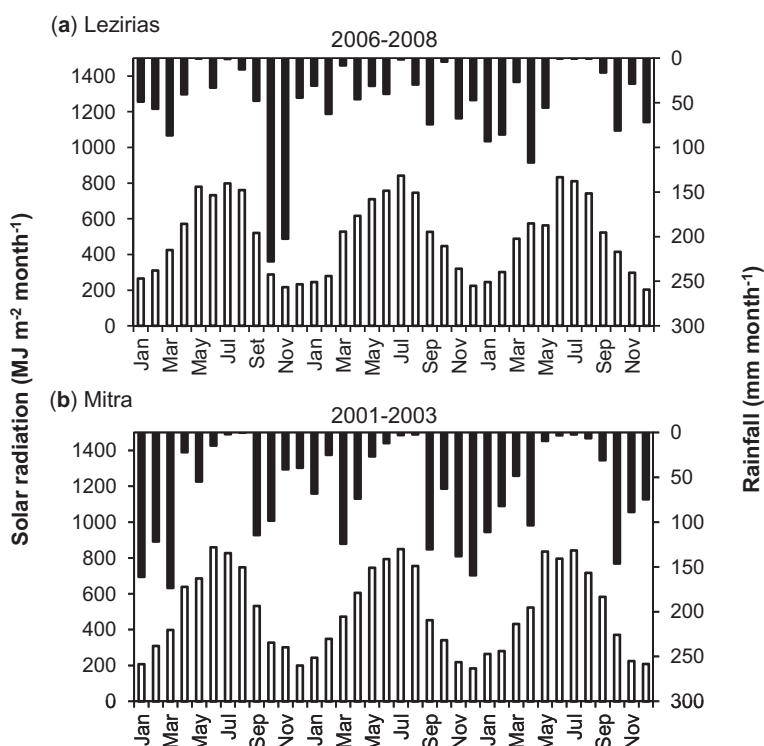


Fig. 1. Seasonal variation of total solar radiation (open bars) and rainfall (closed bars) during the years with leaf water potential measurements at each site: (a) Lezirias site (2006–2008); (b) Mitra site (2001–2003).

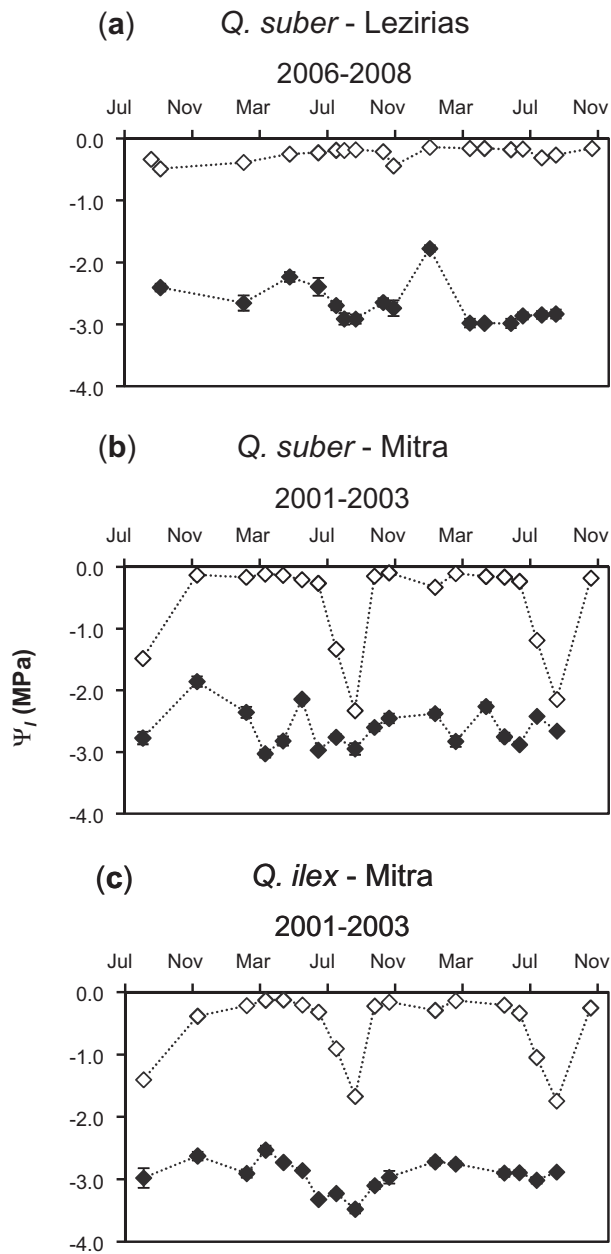


Fig. 2. Long-term seasonal variation of predawn (open symbols) and midday (closed symbols) leaf water potential in *Q. suber* (a and b) and *Q. ilex* (c) from the Lezirias (2006–2008) and Mitra (2001–2003) sites. Three to four leaves per tree were measured in four trees per species/site. Error bars are standard errors (contained within the size of the symbols in predawn leaf water potential).

Table 2

Hydraulic parameters (SD) of current-year shoots of *Q. suber* and *Q. ilex*, from the Lezirias and Mitra sites. Statistical *t*-student tests were performed for the fitted parameters *a* and $\Psi_{xyl,50PLC}$, between species/sites. Each fitted VC was adjusted using at least 25 points per species/site. Data on K_s were tested through Analyses of Variance using linear mixed models considering species/sites as fixed effects and tree within species as a random factor. At least 110 measurements were used per species/site. Differences in K_s between trees within species/site were statistically non-significant. Statistics are not given for $\Psi_{xyl,75PLC}$ and $\Psi_{xyl,99PLC}$ (estimated parameters).

Parameters	<i>Q. suber</i>		<i>Q. ilex</i>		
	Lezirias (A)	Mitra (B)	Mitra (C)	(A and B)	(B and C)
$\Psi_{xyl,50PLC}$ (MPa)	−2.89 (2.0)	−2.94 (1.6)	−3.21 (1.3)	ns	ns
<i>a</i>	0.50 (0.07)	0.47 (0.05)	0.38 (0.02)	ns	ns
K_s ($\text{kg s}^{-1} \text{MPa}^{-1} \text{m}^{-1}$)	1.03 (0.56)	1.03 (0.31)	1.38 (0.42)	ns	ns
$\Psi_{xyl,75PLC}$ (MPa)	−5.09	−5.28	−6.10		
$\Psi_{xyl,99PLC}$ (MPa)	−12.08	−12.72	−15.30		

ns: non-significant.

levels of around 20% PLC. To account for the impact of a non-zero “native” level of embolism, a new VC (Eq. (2)) was fitted to each dataset. $\Psi_{xyl,50PLC}$ values for the two fitted curves were similar in all cases (Fig. 3).

Mean values of the measured maximum specific hydraulic conductivity (K_s) were 1.38 and $1.03 \text{ kg s}^{-1} \text{MPa}^{-1} \text{m}^{-1}$ in shoots of *Q. ilex* and *Q. suber*, respectively (Table 2), but differences were not statistically significant, either between trees or species or sites.

3.4. Xylem anatomy

Current-year shoots of both species have solitary vessels with circular to elliptical cross sections, arranged in a diagonal to radial pattern (Fig. 4). The apparent ring limit visible in Fig. 4a corresponds to a pause in growth observed between the spring and summer shoot elongation periods. This growing pattern is frequently observed in *Q. suber* trees at the Lezirias site but not at Mitra (Pinto et al., 2011). No occluded vessels were observed in any of the species. D_{mean} values of shoots were compared between trees within species/site: differences were not statistically significant. D_{mean} values of shoot xylem for each species or site were $25.28 \pm 8.1 \mu\text{m}$ and $22.21 \pm 7.4 \mu\text{m}$ for *Q. suber*, at Lezirias and Mitra, respectively, and $25.61 \pm 8.3 \mu\text{m}$ for *Q. ilex* at Mitra (Table 3). Differences between these values were only statistically significant for *Q. suber* shoots between sites (*P*-value = 0.0383), with larger vessels at the more mesic site (Lezirias).

Deviations between D_{mean} and D_{hw} were higher for shoots of *Q. suber* from Lezirias, reflecting a wider range of conduit diameters. D_{95} was always higher (14–16%) than D_{mean} (Table 3), irrespective of the species. Vessel diameter distribution displayed a unimodal pattern, particularly for *Q. suber* (Fig. 5).

Mean vessel density and conductive area were similar between species and sites (Table 3).

As expected, maximum measured specific hydraulic conductivity (K_s) was lower than the maximum theoretical hydraulic conductivity ($K_{s,t}$, estimated from vessel anatomy). The ratio between mean values of K_s and $K_{s,t}$, an estimate of xylem conducting efficiency, was similar for shoots of both species and sites: 57% for *Q. ilex* and 52% and 59% for *Q. suber* shoots, at Lezirias and Mitra, respectively. About 90% of the total theoretical hydraulic conductivity was sustained by vessels with diameters wider than $20 \mu\text{m}$ in both species.

3.5. “In situ” xylem water potentials and minimum safety margins above embolism thresholds

The differences between leaf and shoot xylem water potentials during summer sunny days were more pronounced at Lezirias than at Mitra, due to the higher $\Psi_{l,pd}$ at Lezirias (Fig. 6). Daily minimum Ψ_l for *Q. suber* was approximately -3.0 MPa at both sites (Fig. 6a

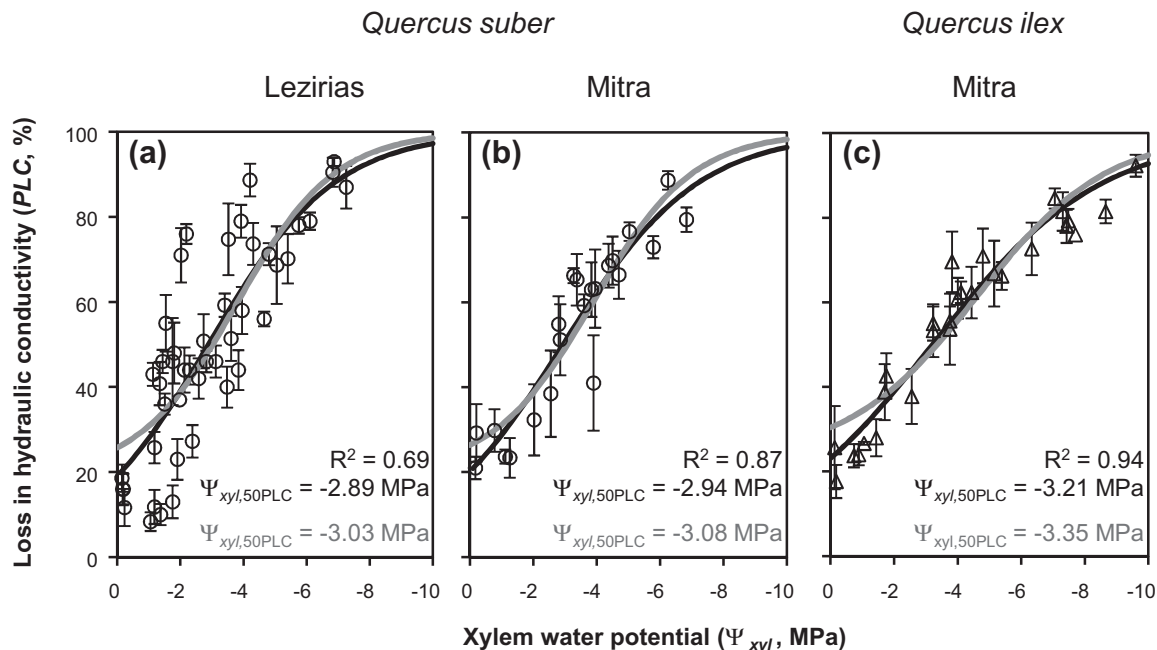


Fig. 3. Vulnerability curves (VCs) to drought-induced embolism of current-year shoots: *Q. suber* (circles) from (a) Lezirias site and (b) Mitra site; *Q. ilex* (c) (triangles) from Mitra site. VCs were adjusted using the original Pammenter and Vander Willigen equation (black lines, Eq. (1)) and a modified version to fit a non-zero “native” level of embolism (grey lines, Eq. (2)). Each data point represents the average of 3–6 repeated PLC measurements at a given Ψ_{xyl} for each sampled branch. Error bars are standard errors of the repeated measurements. Data were collected from four trees per species/site. The xylem tension causing 50% loss in hydraulic conductivity ($\Psi_{xyl,50PLC}$) is given as inserts (black: original version; grey: modified version).




Fig. 4. Microscope images of shoot xylem of *Q. suber* from the Lezirias (a) and Mitra (b) sites and *Q. ilex* (c) from Mitra site. Scale bars represent 200 μm .

and b), similar to the absolute lowest seasonal $\Psi_{l,md}$ for *Q. suber* (Fig. 2a and b). For *Q. ilex* at Mitra, daily minimum Ψ_l was -3.2 MPa (Fig. 6c), also within the range of the observed lower values of seasonal $\Psi_{l,md}$ (Fig. 2c). Daily minimum Ψ_{xyl} of shoots were -1.5 and -2.4 MPa for *Q. suber* at Lezirias and Mitra, respectively, and -2.3 MPa for *Q. ilex* (Fig. 6).

Based on the relationships of Fig. 7 (Eq. (8)), we could predict Ψ_{xyl} of shoots from the long-term $\Psi_{l,md}$ and $\Psi_{l,pd}$ data (Fig. 2), both for *Q. suber* (Lezirias and Mitra sites) and *Q. ilex* (Mitra site). For the whole study period, predicted absolute minimum Ψ_{xyl} of *Q. suber* shoots was -1.5 MPa at Lezirias and -2.5 MPa at Mitra. For *Q. ilex* shoots, predicted absolute minimum Ψ_{xyl} was -2.4 MPa (Mitra). Entering these values in the derived vulnerability curves (Table 2, Fig. 3), we evaluated the most critical embolism conditions experienced by shoots under field conditions: PLC values of 42.4% in *Q. ilex* at Mitra, and of 44.9% and 33.3% in *Q. suber* at Mitra and Lezirias, respectively. Even in the most critical conditions, the expected

in situ maximum loss of conductivity in shoots was below 50%. The estimated safety margins, above $\Psi_{xyl,50PLC}$, were 1.47 and 0.49 MPa for *Q. suber* shoots at Lezirias and Mitra, respectively, and 0.86 MPa for *Q. ilex* at Mitra.

4. Discussion

Distinct seasonal patterns of predawn leaf water potential were observed at the study sites (Lezirias and Mitra). At Mitra trees suffered a considerable water stress during the summer (Fig. 2), whereas at Lezirias *Q. suber* trees always maintained a favourable water status. Although rainfall amount and distribution varied within and between years at both sites (Fig. 1), a similar seasonal pattern of $\Psi_{l,pd}$ was observed between years at each site, reflecting the water availability near the root systems (soil and groundwater). At the end of the summer, when topsoil dries out, the water table depth was similar at both sites (see Subsection 3.1. in

Table 3

Mean (SD) of anatomical parameters of current-year shoots of *Q. suber* and *Q. ilex*, from the Lezirias and Mitra sites (three segments per tree from four trees per species/site). Measured data (D_{mean} , vessel density and conductive area) were tested through Analyses of Variance using linear mixed models considering species/sites as fixed effects and tree within species as a random factor. Differences between trees within species/site were not statistically significant. Statistics are not given for D_{95} and D_{hw} (estimated parameters).

Parameters	<i>Q. suber</i>		<i>Q. ilex</i>		
	Lezirias (A)	Mitra (B)	Mitra (C)	(A and B)	(B and C)
D_{mean} (μm)	25.28 (8.1)	22.21 (7.4)	25.61 (8.3)	^a	ns
Vessel density (vessel mm^{-2})	126.30 (43.4)	162.44 (58.4)	135.04 (52.0)	ns	ns
Conductive area (%)	6.99 (2.4)	6.99 (1.9)	7.68 (1.9)	ns	ns
D_{95} (μm)	29.23 (4.4)	25.72 (4.2)	29.11 (5.0)		
D_{hw} (μm)	34.64 (6.2)	30.28 (4.6)	32.60 (5.0)		

ns: non-significant.

^a $P < 0.05$.

Results). Hence, differences in tree water uptake mainly resulted from differences in site lithology. In fact, the sandy nature of the deep soil at Lezirias did not restrict roots from freely tapping deep water sources (groundwater). At Mitra, the harder nature of the bedrock (granite, 1 m below soil surface) somehow constrained the groundwater uptake by roots. The absolute seasonal minimum $\Psi_{l,md}$ in *Q. suber* was similar at both sites (approximately -3.0 MPa), regardless the variation in $\Psi_{l,pd}$. Hence, minimum leaf water potential seems to have been regulated at an almost constant species-specific minimum threshold, by a tight stomatal control.

In respect to xylem vulnerability to embolism, the fitted VCs (Eq. (1)), showed that the 50% loss in hydraulic conductivity of cur-

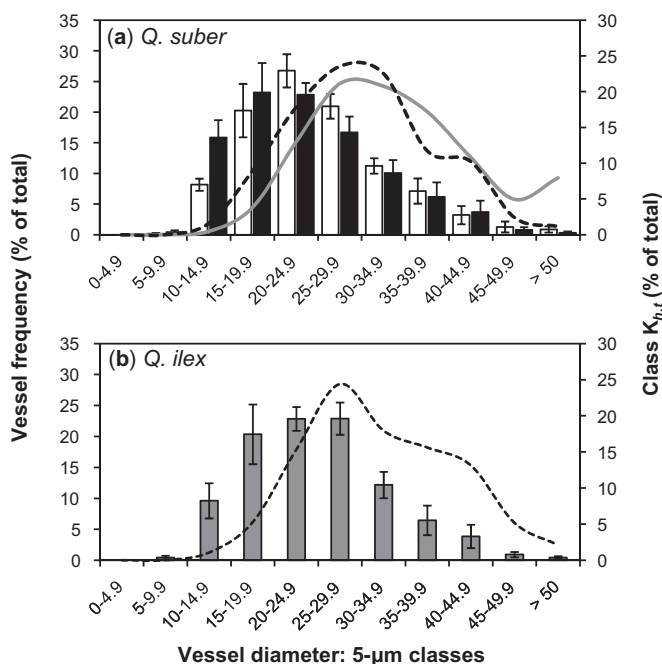


Fig. 5. Frequency distribution of the vessel diameter classes (5- μm classes) (bars) and their relative contribution to the total theoretical conductivity (K_{ht}) (lines) in shoots of (a) *Q. suber* from the Lezirias (open bars, full line) and Mitra (closed bars, dashed line) sites and (b) *Q. ilex* from Mitra site (closed bars, dashed line). Three shoot segments per tree were sampled from four trees per species/site. Error bars are standard errors.

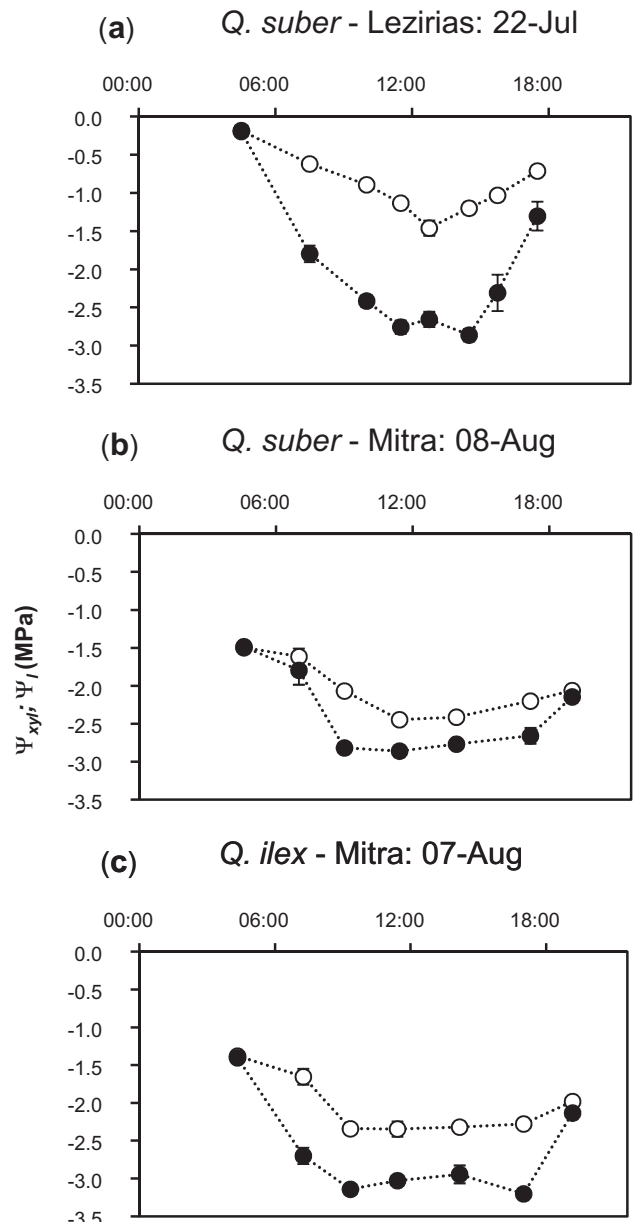


Fig. 6. Daily variation of xylem (open symbols) and leaf (closed symbols) water potential in *Q. suber* (a and b) and *Q. ilex* (c) measured in typical sunny summer days, at the Lezirias and Mitra sites. Three covered and three uncovered leaves per tree were measured in four trees per species/site. Error bars are standard errors.

rent-year shoots ($\Psi_{xyl,50PLC}$) occurred at xylem water potentials of -2.89 and -2.94 MPa for *Q. suber* (Lezirias and Mitra, respectively) and -3.21 MPa for *Q. ilex* (Mitra) (Table 2, Fig. 3). Although the curves showed some “native” embolism (PLC_{nat}), $\Psi_{xyl,50PLC}$ does not seem to depend on considering or not PLC_{nat} on the formulation of the fitting equation (Eqs. (1) and (2)) (Fig. 3). The observed PLC_{nat} may reflect the *in situ* level of cavitation or may result from an artefact related to air entry at branch base induced by the initial cut (if maximum vessel length exceeds total branch length). The fact that similar PLC_{nat} values have been found in *Q. ilex* shoots (over 20% in Martínez-Vilalta et al. (2002), and over 10% in Limousin et al. (2010)) and in other Mediterranean oaks (Iovi et al., 2009) may suggest that PLC_{nat} is real and not an experimental artefact.

Xylem vulnerability to drought-induced embolism was quite similar (differences not statistically significant) both between species (*Q. suber* and *Q. ilex*, at Mitra) or sites (*Q. suber* at Lezirias and

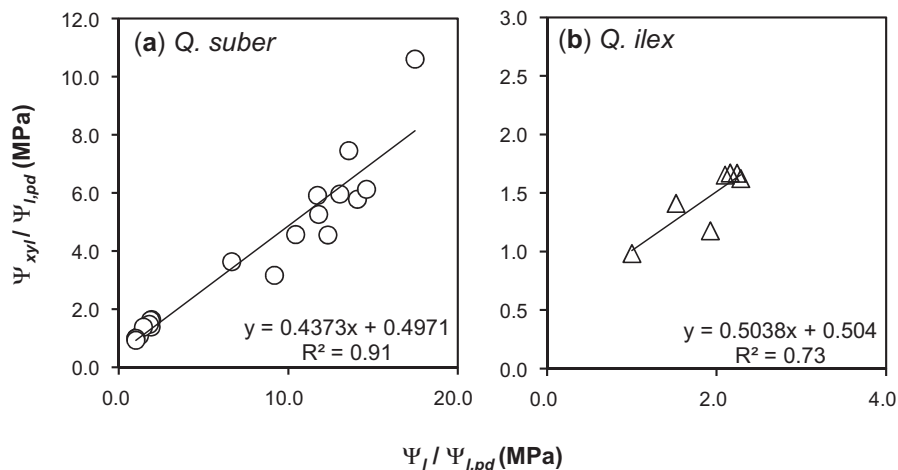


Fig. 7. Relationships between Ψ_{xyl}/Ψ_{lpd} and Ψ_l/Ψ_{lpd} for *Q. suber* (a) and *Q. ilex* (b).

Mitra) (Table 2, Fig. 3). It has been reported to be a species-specific trait, static across sites and water availability conditions (Iovi et al., 2009; Martínez-Vilalta et al., 2009; Matzner et al., 2001). However, our data suggest the existence of a between-site difference in D_{mean} of *Q. suber* shoots (statistically significant), with wider vessels at the more mesic site (Lezirias) (Table 3). In the same species, wide vessels may be expected to have a larger amount of pit area and a greater probability of large leaky pit pores in the inter-vessel pit membranes (Jansen et al., 2009). The higher water stress at Mitra may have imposed safety constraints, reducing vessel diameter whilst maintaining K_s , vessel density and conductive area (Table 2, Table 3), i.e. narrower and safer conduits where water potentials are more negative (Sperry et al., 2008).

Mediterranean evergreen oaks, such as *Q. suber* and *Q. ilex*, are reported to be much less vulnerable to embolism than deciduous oaks from temperate climates with ring-porous wood (Tyree and Cochard, 1996). Our findings support these conclusions: $\Psi_{xyl,50PLC}$ values for current-year shoots of *Q. ilex* and *Q. suber* (−3.2 and −2.9 MPa, or −3.4 and −3.1 MPa if PLC_{nat} is considered, respectively) (Table 2, Fig. 3) are more negative than those found for temperate climate oaks in North America (varying from −0.50 to −1.89 MPa) (Maherali et al., 2006; Matzner et al., 2001). A wide range of $\Psi_{xyl,50PLC}$ values are reported for *Q. ilex*: −2.0 MPa (Martínez-Vilalta et al., 2002), −3.1 MPa (Lo Gullo and Salleo, 1993), −3.5 MPa (Tognetti et al., 1998), −3.6 MPa (Limousin et al., 2010), −3.2 MPa (Gartner et al., 2003), −3.0 MPa (*Q. ilex* subsp. *ilex*) and −5.6 MPa (*Q. ilex* subsp. *ballota*) (Corcuera et al., 2004). These differences may be ascribed to: (a) different *Q. ilex* subspecies; (b) the use of seedlings or shoots of adult trees; (c) the use of different measuring techniques (dehydration vs. air injection). Vaz et al. (2012) measured a $\Psi_{xyl,50PLC}$ of −5.0 MPa for shoots/stems of cork oak seedlings, in the lowest range of the values observed for *Q. ilex*. Irrespective of the fitted equations (see Fig. 3), our estimates of $\Psi_{xyl,50PLC}$ for *Q. ilex* and *Q. suber* shoots are in the same range of those published for adult *Q. ilex* trees (e.g. Limousin et al., 2010; Tognetti et al., 1998), but are less negative than those reported by Tyree and Cochard (1996) for both species. Interestingly, the lowest recorded $\Psi_{xyl,50PLC}$ values for both *Q. ilex* and *Q. suber* were observed in seedlings (Corcuera et al., 2004; Vaz et al., 2012). Since seedlings have not yet a deep root system, they probably need to be more drought-tolerant than adult trees, i.e. less vulnerable to embolism. A lower vulnerability to cavitation in seedlings than in adult trees has been reported for *Q. ilex* (Lo Gullo and Salleo, 1993), *Q. wislizenii* (Matzner et al., 2001), *Eucalyptus crebra* and *Eucalyptus xanthoclada* (Rice et al., 2004). This may impact on seedling survival and natural regeneration. Adult trees with fully devel-

oped roots may access deep water sources buffering the seasonal water deficits (Canadell et al., 1996; David et al., 2007).

Wood anatomy of shoots of *Q. ilex* and *Q. suber* showed solitary, circular to elliptical vessels arranged in a diagonal to radial pattern (Fig. 4), which is consistent to that reported in other studies for the same species (Corcuera et al., 2004; Leal et al., 2008). Vessel diameter frequency distribution approached a unimodal pattern (Fig. 5) in shoots of both species (more evident in *Q. suber*), suggesting a diffuse-type porosity, as reported by Gartner et al. (2003), Leal et al. (2008) and Villar-Salvador et al. (1997). This is also corroborated by the difference between D_{mean} and D_{95} for shoots of both species, 14–16%, indicating a small difference between the size of early and latewood vessels (Tyree et al., 1994).

In $K_{s,t}$ calculations all vessels were assumed to be functional. As expected, measured K_s was lower than $K_{s,t}$ since the theoretical conductivity was calculated neglecting non-functional vessels and the resistance between vessels (Sellin et al., 2008). Xylem conducting efficiency ($K_s/K_{s,t}$) of the two oaks was similar, and values agree well with those previously published for *Q. ilex* (Limousin et al., 2010). This is a further indication that PLC_{nat} is probably not an experimental artefact and that some vessels are not functional anymore.

According to Hacke et al. (2000) the resistance to cavitation may adjust to the amount of drought experienced *in situ*. However, the non-significant difference in xylem vulnerability to embolism found between *Q. ilex* at the Mitra site and *Q. suber* at the Mitra and Lezirias sites suggests that this hydraulic trait does not explain *per se* the current geographical distribution of the two species: *Q. ilex* prevailing in more xeric areas compared to *Q. suber*. Additional mechanisms of drought tolerance/avoidance may probably be more relevant. For instance, rooting depth may play an important role since it is known that Mediterranean evergreen oaks rely on deep roots to cope with the summer drought (Canadell et al., 1996; Maherali et al., 2004). A previous study on sap flow and predawn leaf water potential of co-occurring adult *Q. suber* and *Q. ilex* trees at the same site (Mitra) showed that *Q. ilex* trees were able to maintain a higher water status and transpiration during the summer drought compared to *Q. suber* (David et al., 2007). This was ascribed to a deeper and more efficient root system in *Q. ilex*.

Aiming at the evaluation of the *in situ* safety margins of shoots above cavitation thresholds, we estimated the long-term patterns of variation of xylem water potential (Fig. 7). Unlike $\Psi_{l,md}$, the minimum value of xylem water potential in shoots does not seem to be maintained to a constant level across sites but depends both on stomatal regulation and on Ψ_{lpd} (Figs. 6 and 7). Ψ_{xyl} is usually con-

sidered a better estimator of plant water status than Ψ_{lmd} (Choné et al., 2001).

The comparison between the predicted minimum Ψ_{xyl} under field conditions and $\Psi_{xyl,50PLC}$, $\Psi_{xyl,75PLC}$ and $\Psi_{xyl,99PLC}$ (Table 2, Fig. 3) suggests that shoots of both species live, at both sites, with a large hydraulic safety margin, above these embolism thresholds. The minimum safety margins observed in shoots of both species above the $\Psi_{xyl,50PLC}$ were similar at Mitra, although slightly higher for *Q. ilex*. The hydraulic safety margins were higher in *Q. suber* shoots at the Lezirias site due to the more favourable tree water status. Wide hydraulic safety margins are a likely protection mechanism, preventing embolism from occurring in organs where it may be more damaging (like stems) or where its reversal is less efficient (like shoots) (Nardini and Salleo, 2000; Pockman and Sperry, 2000). Martínez-Vilalta et al. (2002) have observed in *Q. ilex* an *in situ* minimum Ψ_{xyl} in shoots close to $\Psi_{xyl,75PLC}$. Lopez et al. (2005) found that, under field conditions, several tropical trees usually lived with minimum shoot Ψ_{xyl} between $\Psi_{xyl,50PLC}$ and $\Psi_{xyl,75PLC}$. Therefore, at our sites, the studied oak trees seem very well adapted, operating with larger safety margins than those usually reported.

We believe that our results are relevant to the understanding of survival, growth, and functional behaviour of evergreen oaks in Mediterranean-type climates, subject to recurrent/seasonal drought conditions.

Acknowledgements

This work was supported by the Portuguese Foundation for Science and Technology (FCT) (projects POCI-PTDC/AGR/59152/2004). Clara A. Pinto was funded by a doctoral grant from FCT (SFRH/BD/46479/2008). We thank Rui Alves and Vitor Barros (Companhia das Lezirias) for providing site facilities, Joaquim Mendes (ISA) for assistance in the field work, and Cristiana Duarte (FLOR/IICT) for help in the anatomy work. We also thank the two anonymous Reviewers for the helpful and constructive comments on the manuscript.

References

- Bugalho, M.N., Caldeira, M.C., Pereira, J.S., Aronson, J., Pausas, J.G., 2011. Mediterranean cork oak savannas require human use to sustain biodiversity and ecosystem services. *Front. Ecol. Environ.* 9 (5), 278–286.
- Canadell, J., Jackson, R.B., Ehleringer, J.R., Mooney, H.A., Sala, O.E., Schulze, E.D., 1996. Maximum rooting depth of vegetation types at the global scale. *Oecologia* 108, 583–595.
- Choat, B., Drayton, W.M., Brodersen, C., Matthews, M.A., Shackel, K.A., Wada, H., McElrone, A.J., 2010. Measurement of vulnerability to water stress-induced cavitation in grapevine: a comparison of four techniques applied to long-veined species. *Plant, Cell Environ.* 33, 1502–1512.
- Choné, X., van Leeuwen, C., Dubourdieu, D., Gaudillère, J.P., 2001. Stem water potential is a sensitive indicator of grapevine water status. *Ann. Bot.* 87, 477–483.
- Cochard, H., Damour, G., Bodet, C., Tharwat, I., Poirier, M., Améglio, T., 2005. Evaluation of a new centrifuge technique for rapid generation of xylem vulnerability curves. *Physiol. Plant.* 124, 410–418.
- Corcuera, L., Camarero, J.J., Gil-Pelegrin, E., 2004. Effects of a severe drought on *Quercus ilex* radial growth and xylem anatomy. *Trees – Struct. Funct.* 18, 83–92.
- David, T.S., Henriques, M.O., Kurz-Besson, C., Nunes, J., Valente, F., Vaz, M., Pereira, J.S., Siegwolf, R., Chaves, M.M., Gazarini, L.C., David, J.S., 2007. Water strategies in two co-occurring Mediterranean evergreen oaks: surviving the summer drought. *Tree Physiol.* 27, 793–803.
- FAO, 1988. FAO/UNESCO Soil Map of the World. Revised Legend, with Corrections. World Soil Resources Report 60. FAO, Rome (Reprinted as Technical Paper 20, ISRIC, Wageningen, 1994).
- Gartner, B.L., Roy, J., Huc, R., 2003. Effects of tension wood on specific conductivity and vulnerability to embolism of *Quercus ilex* seedlings grown at two atmospheric CO₂ concentrations. *Tree Physiol.* 23, 387–395.
- Hacke, U.G., Sperry, J.S., Pittermann, J., 2000. Drought experience and cavitation in six shrubs from the Great Basin, Utah. *Basic Appl. Ecol.* 1, 31–41.
- INMG, 1991a. O clima de Portugal. Normais climatológicas da Região Alentejo e Algarve, correspondentes a 1951–1980, Fascículo XLIX, vol. 4–4ª região. Instituto Nacional de Meteorologia e Geofísica, Lisboa.
- INMG, 1991b. O clima de Portugal. Normais climatológicas da Região Ribatejo e Oeste, correspondentes a 1951–1980, Fascículo XLIX, vol. 2–2ª região. Instituto Nacional de Meteorologia e Geofísica, Lisboa.
- Iovi, K., Kolovou, C., Kypris, A., 2009. An ecophysiological approach of hydraulic performance for nine Mediterranean species. *Tree Physiol.* 29, 889–900.
- Jansen, S., Choat, B., Pletsers, A., 2009. Morphological variation of intervessel pit membranes and implications to xylem function in angiosperms. *Am. J. Bot.* 96 (2), 409–419.
- Leal, S., Nunes, E., Pereira, H., 2008. Cork oak (*Quercus suber* L.) wood growth and vessel characteristics variations in relation to climate and cork harvesting. *Eur. J. Forest Res.* 127, 33–41.
- Limousin, J.M., Longepierre, D., Huc, R., Rambal, S., 2010. Change in hydraulic traits of Mediterranean *Quercus ilex* subjected to long-term throughfall exclusion. *Tree Physiol.* 30, 1026–1036.
- Lloret, F., Siscart, D., Dalmases, C., 2004. Canopy recovery after drought dieback in holm-oak Mediterranean forests of Catalonia (NE Spain). *Global Change Biol.* 10, 2092–2099.
- Lo Gullo, M.A., Salleo, S., 1993. Different vulnerabilities of *Quercus ilex* L. to freeze- and summer drought-induced xylem embolism: an ecological interpretation. *Plant, Cell Environ.* 16, 511–519.
- Lo Gullo, M.A., Salleo, S., Rosso, R., Trifilò, P., 2003. Drought resistance of 2-year-old saplings of Mediterranean forest trees in the field: relations between water relations, hydraulics and productivity. *Plant Soil* 250, 259–272.
- Lopez, O.R., Kursar, T.A., Cochard, H., Tyree, M.T., 2005. Interspecific variation in xylem vulnerability to cavitation among tropical tree and shrub species. *Tree Physiol.* 25, 1553–1562.
- Maherali, H., Pockman, W.T., Jackson, R.B., 2004. Adaptive variation in the vulnerability of woody plants to xylem cavitation. *Ecology* 85 (8), 2184–2199.
- Maherali, H., Moura, C.F., Caldeira, M.C., Wilson, C.J., Jackson, R.B., 2006. Functional coordination between leaf gas exchange and vulnerability to xylem cavitation in temperate forest trees. *Plant, Cell Environ.* 29, 571–583.
- Martínez-Vilalta, J., Prat, E., Oliveras, I., Piñol, J., 2002. Xylem hydraulic properties of roots and stems of nine Mediterranean woody species. *Oecologia* 133, 19–29.
- Martínez-Vilalta, J., Cochard, H., Mencuccini, M., Sterck, F., Herrero, A., Korhonen, J.F.J., Llorens, P., Nikinmaa, E., Nolé, A., Poyatos, R., Ripullone, F., Sass-Klaassen, U., Zweifel, R., 2009. Hydraulic adjustment of Scots pine across Europe. *New Phytol.* 184, 353–364.
- Matzner, S.L., Rice, K.J., Richards, J.H., 2001. Intra-specific variation in xylem cavitation in interior live oak (*Quercus wislizenii*). *J. Exp. Bot.* 52 (357), 783–789.
- McDowell, N.G., Beerling, D.J., Breshears, D.D., Fisher, R.A., Raffa, K.F., Stitt, M., 2011. The interdependence of mechanisms underlying climate-driven vegetation mortality. *Trends Ecol. Evol.* 26 (10), 523–532.
- Miranda, P., Coelho, F.E.S., Tomé, A.R., Valente, M.A., 2002. 20th Century Portuguese climate and climate change scenarios. In: Santos, F.D., Forbes, K., Moita, R. (Eds.), *Climate Change in Portugal. Scenarios, Impacts and Adaptation Measures*. Gradiva, Lisboa, pp. 25–83.
- Nardini, A., Salleo, S., 2000. Limitation of stomatal conductance by hydraulic traits: sensing or preventing xylem cavitation? *Trees – Struct. Funct.* 15, 14–24.
- Ogle, K., Barber, J.J., Willson, C., Thompson, B., 2009. Hierarchical statistical modeling of xylem vulnerability to cavitation. *New Phytol.* 182, 541–554.
- Pamenter, N.W., Vander Willigen, C., 1998. A mathematical and statistical analysis of the curves illustrating vulnerability of xylem cavitation. *Tree Physiol.* 18, 589–593.
- Pinto, C.A., Henriques, M.O., Figueiredo, J.P., David, J.S., Abreu, F.G., Pereira, J.S., Correia, I., David, T.S., 2011. Phenology and growth dynamics in Mediterranean evergreen oaks: effects of environmental conditions and water relations. *For. Ecol. Manage.* 262, 500–508.
- Pockman, W.T., Sperry, J.S., 2000. Vulnerability to xylem cavitation and the distribution of Sonoran desert vegetation. *Am. J. Bot.* 87 (9), 1287–1299.
- Rice, K.J., Matzner, S.L., Byer, W., Brown, J.R., 2004. Patterns of tree dieback in Queensland, Australia: the importance of drought stress and the role of resistance to cavitation. *Oecologia* 139, 190–198.
- Ryan, M.G., 2011. Tree responses to drought. *Tree Physiol.* 31, 237–239.
- Scholander, P.F., Hammel, H.T., Bradstreet, E.D., Hemmingsen, E.A., 1965. Sap pressure in vascular plants. *Science* 148, 339–346.
- Sellin, A., Rohejör, A., Rahi, M., 2008. Distribution of vessel size, vessel density and xylem conducting efficiency within a crown of silver birch (*Betula pendula*). *Trees – Struct. Funct.* 22, 205–216.
- Snedecor, G.W., Cochran, W.G., 1978. *Statistical Methods*, sixth ed. The Iowa State University Press, Ames.
- Sperry, J.S., 1986. Relationship of xylem embolism to xylem pressure potential, stomatal closure, and shoot morphology in palm *Rhapis excelsa*. *Plant Physiol.* 80, 110–116.
- Sperry, J.S., Donnelly, J.R., Tyree, M.T., 1988. A method for measuring hydraulic conductivity and embolism in xylem. *Plant, Cell Environ.* 11, 35–40.
- Sperry, J.S., Nichols, K.L., Sullivan, J.E.M., Eastlack, S.E., 1994. Xylem embolism in ring-porous, diffuse-porous and coniferous trees of northern Utah and interior Alaska. *Ecology* 75 (6), 1736–1752.
- Sperry, J.S., Meinzer, F.C., McCulloh, K.A., 2008. Safety and efficiency conflicts in hydraulic architecture: scaling from tissues to trees. *Plant, Cell Environ.* 31, 632–645.
- Sperry, J.S., Christman, M.A., Torres-Ruiz, J.M., Taneda, H., Smith, D.D., 2012. Vulnerability curves by centrifugation: is there an open vessel artifact, and are 'r' shaped curves necessarily invalid? *Plant, Cell Environ.* 35, 601–610.
- Tognetti, R., Longobucco, A., Raschi, A., 1998. Vulnerability of xylem to embolism in relation to plant hydraulic resistance in *Quercus pubescens* and *Quercus ilex* co-

- occurring in a Mediterranean coppice stand in central Italy. *New Phytol.* 139, 437–447.
- Tyree, M.T., Cochard, H., 1996. Summer and winter embolism in oak – impact on water relations. *Ann Sci Forest* 53, 173–180.
- Tyree, M.T., Sperry, J.S., 1988. Do woody plants operate near the point of catastrophic xylem dysfunction caused by dynamic water stress? *Plant Physiol.* 88, 574–580.
- Tyree, M.T., Zimmermann, M.H., 2002. Xylem structure and the ascent of sap. In: Tyree, M.T. (Ed.), *Springer Series in Wood Science*, second ed. Springer-Verlag, Berlin.
- Tyree, M.T., Davis, S.D., Cochard, H., 1994. Biophysical perspectives of xylem evolution: is there a trade-off of hydraulic efficiency for vulnerability to dysfunction? *IAWA J.* 15 (4), 335–360.
- van Mantgem, P.J., Stephenson, N.L., Byrne, J.C., Daniels, L.D., Franklin, J.F., Fule, P.Z., Harmon, M.E., Larson, A.J., Smith, J.M., Taylor, A.H., Veblen, T.T., 2009. Widespread increase of tree mortality rates in the Western United States. *Science* 323, 521–524.
- Vaz, M., Cochard, H., Gazarini, L., Graça, J., Chaves, M.M., Pereira, J.S., in press. Cork oak (*Quercus suber* L.) seedlings acclimate to elevated CO₂ and water stress: photosynthesis, growth, wood anatomy and hydraulic conductivity. *Trees – Struct. Funct.* doi: <http://dx.doi.org/10.1007/s00468-012-0691-x>.
- Villar-Salvador, P., Castro-Díez, P., Pérez-Rontomé, C., Montserrat-Martí, G., 1997. Stem xylem features in three *Quercus* (Fagaceae) species along a climatic gradient in NE Spain. *Trees – Struct. Funct.* 12, 90–96.
- Wullschlegel, S.D., Meinzer, F.C., Vertessy, R.A., 1998. A review of whole-plant water use studies in trees. *Tree Physiol.* 18, 499–512.
- Zar, J.H., 1996. *Biostatistical Analysis*, third ed. Prentice Hall International, New Jersey.
- Zimmermann, M.H., Jeje, A.A., 1981. Vessel-length distribution in some American woody plants. *Can. J. Bot.* 59, 1882–1892.