



HAL
open science

On Three Constrained Versions of the Digital Circular Arc Recognition Problem

Tristan Roussillon, Laure Tougne, Isabelle Sivignon

► **To cite this version:**

Tristan Roussillon, Laure Tougne, Isabelle Sivignon. On Three Constrained Versions of the Digital Circular Arc Recognition Problem. *Discrete Geometry For Computer Imagery*, 2009, Montreal, Canada. pp.34-45. hal-00962589

HAL Id: hal-00962589

<https://hal.science/hal-00962589>

Submitted on 21 Mar 2014

HAL is a multi-disciplinary open access archive for the deposit and dissemination of scientific research documents, whether they are published or not. The documents may come from teaching and research institutions in France or abroad, or from public or private research centers.

L'archive ouverte pluridisciplinaire **HAL**, est destinée au dépôt et à la diffusion de documents scientifiques de niveau recherche, publiés ou non, émanant des établissements d'enseignement et de recherche français ou étrangers, des laboratoires publics ou privés.

On-line Recognition of Digital Arcs

Tristan Roussillon¹, Laure Tougne¹, and Isabelle Sivignon²

¹ Université de Lyon,

Université Lyon 2, LIRIS, UMR5205, F-69676, FRANCE
{tristan.roussillon, laure.tougne}@liris.cnrs.fr

² Université de Lyon, CNRS

Université Lyon 1, LIRIS, UMR5205, F-69622, FRANCE
isabelle.sivignon@liris.cnrs.fr

Abstract. This paper focuses on the on-line recognition of digital arcs. The main contribution is to propose a simple and linear algorithm for three subproblems: on-line recognition of digital arcs coming from the digitization of a disk having (i) a fixed radius, (ii) a boundary that contacts a fixed point and (iii) a center that belongs to a fixed straight line.

Solving such subproblems is interesting in itself, but also for the recognition of digital arcs. Indeed the proposed algorithm can be used as an oracle in multidimensional search techniques or can be iteratively used in a naive manner. Moreover, since the algorithm is on-line, it is a means of segmenting digital curves in a very fast way.

1 Introduction

This paper deals with the on-line recognition of digital arcs. Many authors have proposed a solution to the recognition of digital circles: [Kim84], [KA84], [OKM86], [Fis86], [Kov90], [Pha92], [Sau93], [EG94], [Dam95], [WS95], [CGRT04], [RST08]. Some techniques are not adapted for digital arcs, like [Sau93], and only a few ones are on-line: [Kov90,CGRT04]. Even if a linear algorithm has been proposed for a long time [OKM86], using a sophisticated machinery coming from linear programming [Meg84], no solution is known to be truly fast and easy to implement. That's why further research on the topic is needed.

We opt for an original approach of the problem. Indeed, we study three constrained versions of the digital arc recognition problem: (i) the case of disks of fixed radius, (ii) the case of disks whose boundary contacts a fixed point, (iii) the case of disks whose center belongs to a fixed straight line. We show that deciding whether a part of a digital boundary is the digitization of one of these disks is done with a simple, on-line and linear-in-time algorithm.

Solving such constrained problems is interesting in itself. For instance, if the radius is fixed at infinite, the proposed algorithm is a means of recognizing digital straight segments. Nevertheless, solving such constrained problems is also useful to efficiently solve the unconstrained problem. On the one hand, the proposed algorithm can be used as an oracle in multidimensional search techniques such

as the Megiddo’s algorithm [Meg84], which can be made on-line [Buz03]. The technique may be roughly described as follows [Meg84]: to search for an optimal solution relative to m constraints in a space of dimension d , we solve two problems each in a space of dimension $d - 1$ and then our problem is reduced to one with only a fraction of the m input constraints in a space of dimension d . In the aim of solving the two subproblems, instead of recursively applying the technique of Megiddo, we can use the proposed algorithm in the case (iii), that is when the center of the disks must belong to a fixed straight line. Using our algorithm is a means of reducing the constant and the burden of the implementation, known to be the two drawbacks of the technique.

On the other hand, the proposed algorithm can be iteratively used in a less sophisticated manner. This new technique, which is easier to implement than the former one, may be coarsely described as follows: if a new foreground (resp. background) point is located outside (resp. inside) the current smallest separating disk, then either the new smallest separating disk passes through the new point, or the sets of foreground and background points are not circularly separable. In the aim of deciding between these two alternatives, the proposed algorithm can be used in the case (ii), that is when the boundary of the disks must contact a fixed point.

The first section is made up of formal definitions and a brief review of the literature. The main results are presented in Section 3. The main algorithm is described and proved in Section 3.3. We show how to use it for digital arc recognition and digital arc segmentation in Section 4.

2 Preliminaries

2.1 Digital Boundary and Digital Contour

A binary image I is viewed as a subset of points of \mathbb{Z}^2 that are located inside a rectangle of size $M \times N$. A digital object O is defined as a 4-connected subset (without hole) of \mathbb{Z}^2 (Fig. 1.a). Its complementary set $\bar{O} = I \setminus O$ is the so-called background. The digital boundary B (resp. \bar{B}) of O (resp. \bar{O}) is defined as the 8-connected clockwise-oriented list of the digital points having at least one 4-neighbour in \bar{O} (resp. O). (Fig. 1.b).

Let us assume that each digital point of O is considered as the center of a closed square of size 1×1 . The topological border of the union of these squares defines the digital contour C of O (Fig. 1.c). C is a 4-connected clockwise-oriented list of points whose coordinates are half-integer (Fig. 1.c).

Each point of C is numbered according to its position in the list. The starting point, which is arbitrarily chosen, is denoted by C_0 and any arbitrary point of the list is denoted by C_k . A part $(C_i C_j)$ of C is the list of points that are ordered increasingly from index i to j (Fig. 1.d).

2.2 Digital Circle and Digital Arc

Definition 1 (Digital circle (Fig. 2.a)) *A digital contour C is a digital circle iff there exists a Euclidean disk $\mathcal{D}(\omega, r)$ that contains B but not \bar{B} .*

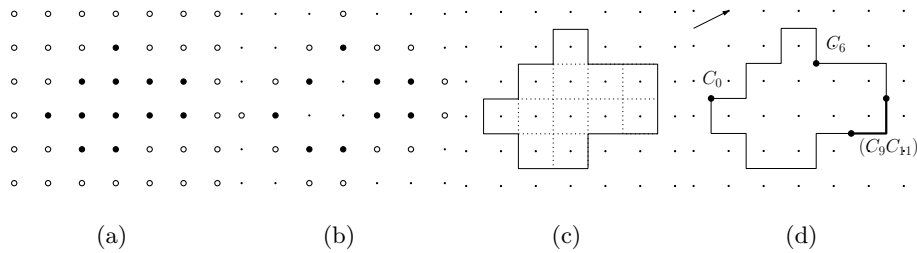


Fig. 1. (a) A digital object in black points and its complementary set in white points, (b) their digital boundaries and (c) their digital contour. (d) Notations

In order to state the analog of Definition 1 for parts of C , new notations have to be introduced. An elementary part bounded by two consecutive points (C_kC_{k+1}) separates a point of B (on its right side) from a point of \bar{B} (on its left side) (Fig. 2.b). Let us denote by $B_{(C_iC_j)}$ (resp. $\bar{B}_{(C_iC_j)}$) the list of digital points of B (resp. \bar{B}) that are located on the right (resp. left) side of each elementary part (C_kC_{k+1}) of (C_iC_j) with $i \leq k < j$.

Definition 2 (Digital arc (Fig. 2.c)) A part (C_iC_j) of C is a digital arc iff there exists a Euclidean disk $\mathcal{D}(\omega, r)$ that contains $B_{(C_iC_j)}$ but not $\bar{B}_{(C_iC_j)}$.

This definition is equivalent to the one of Kovalevsky [Kov90].

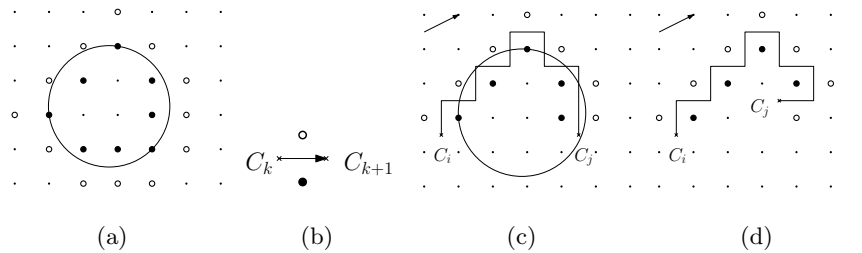


Fig. 2. (a) A digital circle. (b) An elementary part. (c) A digital arc. (d) A part that is not a digital arc

Problem 1 (Digital arc recognition) Given a part (C_iC_j) of C (with $j-i = n$), the digital arc recognition problem consists in deciding whether (C_iC_j) is a digital arc or not, and if so, computing the parameters of (at least) one Euclidean disk separating $B_{(C_iC_j)}$ from $\bar{B}_{(C_iC_j)}$, i.e. containing $B_{(C_iC_j)}$ but not $\bar{B}_{(C_iC_j)}$.

2.3 State of Art

Three different but related approaches can be used (see Appendix A):

1. Problem 1 consists in searching for a 3D point belonging to the intersection of $2n$ half-spaces in the parameters space, that is the (ω_x, ω_y, r) -space: [OKM86], [Sau93], [Dam95]. Therefore, the Megiddo's algorithm can be used [Meg84] in order to derive an algorithm in $\mathcal{O}(n)$ but with a great constant. This algorithm may be made on-line [Buz03] but is difficult to implement.
2. If the parameters space is projected along the r -axis onto the (ω_x, ω_y) -plane, problem 1 consists in searching for a 2D point belonging to the intersection of n^2 half-planes. This approach has been widely used ([Fis86], [Kov90], [Pha92], [WS95], [CGRT04]) but requires massive computation. That's why several authors proposed an optimization. Kovalevsky [Kov90] removes some points during the computation (in the style of the Megiddo's algorithm) but without improving the worst-case bound. Coeurjolly *et al.* [CGRT04] proposed a preprocessing stage using the arithmetic properties of digital curves so that the time complexity of their algorithm goes down from $\mathcal{O}(n^2 \log n)$ to $\mathcal{O}(n^{4/3} \log n)$. As noticed in [CGRT04], these algorithms may be made on-line with an incremental convex hull algorithm [PS85].
3. In the space that is dual to the parameters space, problem 1 consists in searching for a plane separating two sets of n 3D points [OKM86,EG94,RST08]. Using classical results about the computation of 3D convex hulls [PS85] and the computation of the vertical distance between two convex polyhedra [PS85], this approach leads to an algorithm whose time complexity is bounded by $\mathcal{O}(n \log n)$. Though, this algorithm is not on-line. To end, note that the geometric algorithm of Kim [Kim84,KA84] can be straightforwardly interpreted in that space and that is why we think that it falls into this category.

3 Main Results

As it is quite difficult to implement a simple and on-line solution that solves Problem 1, we study in this section three constrained versions of this problem.

3.1 Definitions

Our results hold if a prior knowledge reduces to one the cardinality of the set of the disks touching two points:

Definition 3 (Constrained disks) *A constrained disk is such that one of the three following conditions is fulfilled: (i) it has a fixed radius and an orientation is arbitrarily chosen (Fig. 3.a and Fig. 3.b), (ii) its boundary passes through a third point (Fig. 3.c), (iii) its center belongs to a straight line (Fig. 3.d).*

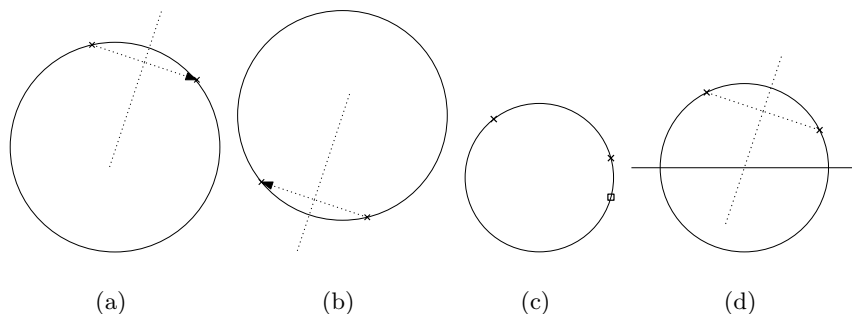


Fig. 3. One and only one disk touches the two points depicted with a cross, because a radius and an orientation have been chosen in (a) and (b), a third point depicted with a square has been fixed in (c) and the center has to belong to the solid horizontal straight line in (d).

The set of constrained disks fulfilling one of the three conditions of Definition 3 is called a *class of constrained disks*. Problems 2, 3 and 4 hold for a specific class of constrained disks:

Problem 2 *Computing the parameters of the set of Euclidean disks $\mathcal{D}(\omega, r = r_0)$ separating $B_{(C_i, C_j)}$ from $\bar{B}_{(C_i, C_j)}$, where r_0 is fixed and given as input.*

Problem 3 *Computing the parameters of the set of Euclidean disks $\mathcal{D}(\omega, r)$ separating $B_{(C_i, C_j)}$ from $\bar{B}_{(C_i, C_j)}$, such that \mathcal{D} touches a fixed point P_0 given as input.*

Problem 4 *Computing the parameters of the set of Euclidean disks $\mathcal{D}(\omega, r)$ separating $B_{(C_i, C_j)}$ from $\bar{B}_{(C_i, C_j)}$, such that ω belongs to a fixed straight line \mathcal{L}_0 given as input.*

In the sequel, we assume that a class of constrained disks is fixed.

3.2 Circular Hulls and Points of Support

Definition 4 (Circular hull) *Let L be an ordered list of points. Its inner (resp. outer) circular hull is a list of some of the points of L such that, for each triplet of consecutive points of the circular hull, the third point and all the points of L belong (resp. do not belong) to the constrained disk defined by the first two points.*

If the radius of the constrained disks is fixed, the concept of circular hull is close to the concept of α -hull and α -shape introduced in [EKS83].

Fig. 4 displays the inner and outer circular hulls of a list of points in the fixed radius case.

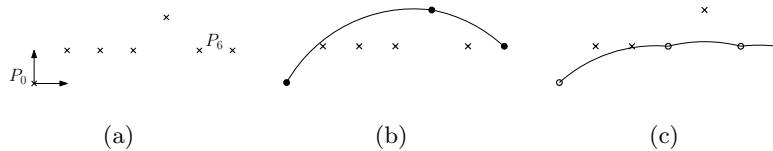


Fig. 4. Inner (b) and outer (c) circular hull of a list of points (a) when the radius of the disks is fixed ($r_0 = 4$).

The circular hull is easily computed with an on-line and linear-in-time algorithm in the style of the Graham's scan [Gra72], thanks to the intrinsic order of the points.

In order to solve Problems 2, 3 and 4, the constrained disks separating $B_{(C_i C_j)}$ from $\bar{B}_{(C_i C_j)}$ have to be computed. Some special points, called *points of support*, play a key role in the computation.

Definition 5 (Point of support) *A point of $B_{(C_i C_j)}$ or $\bar{B}_{(C_i C_j)}$ that is located on the boundary of a constrained disk separating $B_{(C_i C_j)}$ from $\bar{B}_{(C_i C_j)}$ is called point of support.*

The following propositions, which are related to the points of support, are proved in Appendix B:

Proposition 1 *$B_{(C_i C_j)}$ and $\bar{B}_{(C_i C_j)}$ are separable by a constrained disk iff $B_{(C_i C_j)}$ and $\bar{B}_{(C_i C_j)}$ contain at least one point of support.*

Proposition 2 *The points of support of $B_{(C_i C_j)}$ (resp. $\bar{B}_{(C_i C_j)}$) are consecutive points of the inner circular hull of $B_{(C_i C_j)}$ (resp. outer circular hull of $\bar{B}_{(C_i C_j)}$).*

Proposition 3 *The points of support of $B_{(C_i C_j)}$ and $\bar{B}_{(C_i C_j)}$ define the whole set of separating constrained disks.*

The first and last points of support of the inner circular hull of $B_{(C_i C_j)}$, respectively denoted by I_f and I_l , as well as the first and last points of support of the outer circular hull of $\bar{B}_{(C_i C_j)}$, respectively denoted by O_f and O_l , play a key role in the algorithm that checks the separability of $B_{(C_i C_j)}$ and $\bar{B}_{(C_i C_j)}$.

3.3 Separability

Only one algorithm solves Problems 2, 3 and 4. The points of a part $(C_i C_j)$ are processed one by one. Assume that the k first points have already been processed. When a new point C_{k+1} is taken into consideration, the inner and outer points defined by the elementary part $(C_k C_{k+1})$ (Fig. 2.b) are respectively added to the lists $B_{(C_i C_k)}$ and $\bar{B}_{(C_i C_k)}$.

Algorithm 1: Adding of an inner point (Problems 2, 3 and 4)

Input: $IHull$, $OHull$, O_f , O_l , I_f , I_l and a new inner point N
Output: a boolean, updated $IHull$, $OHull$, O_f , O_l , I_f , I_l

```

1 if  $N$  is outside the constrained disk touching  $I_f$  and  $O_l$  then
2   | return false;
3 else
4   | /* update of the inner circular hull */
5   | while  $N$  is outside the constrained disk touching the last two points of
6   |  $IHull$  do
7     | The last point of  $IHull$  is removed from  $IHull$ ;
8     |  $N$  is added to  $IHull$ ;
9     | if  $N$  is outside the constrained disk touching  $O_f$  and  $I_l$  then
10    |   | /* update of the points of support */
11    |   |  $I_l \leftarrow N$ ;
12    |   | while  $N$  is outside the constrained disk touching the first two points of
13    |   | support of  $OHull$  do
14    |   |   |  $O_f \leftarrow$  the point of  $OHull$  that is just after  $O_f$ ;
15    |   | return true;

```

Algorithm 1 gives operations done when the inner point, which is denoted by N , is added to $B_{(C_i C_k)}$. A similar algorithm may be sketched when the outer point is added to $\bar{B}_{(C_i C_k)}$.

If N does not belong to the constrained disk touching I_f and O_l (area 1 of Fig.5), $B_{(C_i C_{k+1})}$ and $\bar{B}_{(C_i C_k)}$ cannot be separated by a constrained disk and the Algorithm 1 returns false (lines 1 and 2).

If N belongs to the constrained disk touching I_f and O_l (areas 2 and 3 of Fig.5), $B_{(C_i C_{k+1})}$ and $\bar{B}_{(C_i C_k)}$ are still separable. The inner circular hull is updated (lines 4-6) and if N does not belong to the disk touching O_f and I_l (area 2 of Fig.5), the points of support are updated too (lines 8-10).

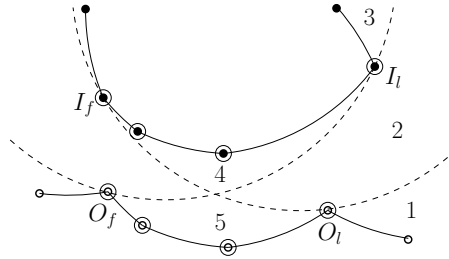


Fig. 5. The points of support are encircled. To help the reader to figure out why the role of the points of support is so important, here is a fake example where the radius of the constrained disks is equal to 5, but the same hold for other cases. The first and last points of support of each hull delineate 5 areas numbered from 1 to 5.

After that brief description of Algorithm 1, let us prove the following theorem:

Theorem 1 *The algorithm that calls Algorithm 1 when an inner point is added to $B_{(C_i C_k)}$ and a similar algorithm when an outer point is added to $\bar{B}_{(C_i C_k)}$ correctly retrieves the set of constrained disks separating $B_{(C_i C_j)}$ from $\bar{B}_{(C_i C_j)}$ in linear time.*

Proof. Thanks to Proposition 3, we know that the whole set of separating constrained disks is given by the points of support of $B_{(C_i C_j)}$ and $\bar{B}_{(C_i C_j)}$. Therefore, showing that the algorithm properly retrieves the points of support of $B_{(C_i C_j)}$ and $\bar{B}_{(C_i C_j)}$ in linear time is enough to prove Theorem 1. Moreover, because the algorithm completely depends on the correctness of Algorithm 1 for inner points and of a modified version of Algorithm 1 for outer points, we can focus on Algorithm 1. Establishing that Algorithm 1 properly updates the points of support requires showing that (i) a new point involves the removal of the p last points of support of $B_{(C_i C_j)}$ and the removal of the q first points of support of $\bar{B}_{(C_i C_j)}$ and (ii) Algorithm 1 correctly computes p and q . Because of the intrinsic order of the points, a new point clearly cannot be in areas 4 and 5 of Fig. 5, but only in areas 1, 2 or 3. As a consequence, the points of support lying in the middle of the list of consecutive points of support of $B_{(C_i C_j)}$ (resp. $\bar{B}_{(C_i C_j)}$) cannot be removed if those lying at the front (resp. back) are not removed too. In order to compute p and q , the points of the circular hulls are sequentially scanned respectively from front to back (lines 4-6) and back to front (lines 9 and 10). Knowing that (i) is true, it is clear from the design of Algorithm 1 that (ii) is true as well, which concludes the proof of correctness. Algorithm 1 is not constant at each adding, but is of order $\mathcal{O}(n)$ after n insertions. Indeed, each point is added and removed once at most in the inner circular hull as well as in the list of points of support. □

Remark 1: Our algorithm holds for Problems 2, 3 and 4 because what makes each problem specific is limited to the implementation of the predicate: “is N outside the constrained disk touching P_1 and P_2 ?” (lines 1, 4, 7 and 9 in Algorithm 1). In addition, notice that in the three different implementations, which corresponds to the three cases of Definition 3, the computation may use integers only.

Remark 2: If $B_{(C_i C_{k+1})}$ and $\bar{B}_{(C_i C_k)}$ are not separable by a constrained disk (Algorithm 1 returns false), it is easy to know how to change the class of constrained disks so that $B_{(C_i C_{k+1})}$ and $\bar{B}_{(C_i C_k)}$ may be separated by a disk belonging to a different class of constrained disks. Suppose that $B_{(C_i C_{k+1})}$ and $\bar{B}_{(C_i C_k)}$ are as illustrated in Fig. 6.a. $B_{(C_i C_{k+1})}$ and $\bar{B}_{(C_i C_k)}$ cannot be separated by a constrained disk of fixed radius equal to 3. Because the constrained disk touching I_f and N contains O_t , if $B_{(C_i C_{k+1})}$ and $\bar{B}_{(C_i C_k)}$ are circularly separable, they only can be separated by a disk of radius strictly greater than 3. It turns out that they are separable by a constrained disk of fixed radius equal to 5, as illustrated in Fig. 6.b.

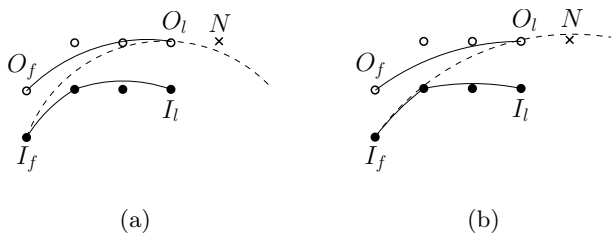


Fig. 6. $B_{(C_i C_{k+1})}$ and $\bar{B}_{(C_i C_k)}$ cannot be separated by a constrained disk of fixed radius equal to 3 (a), but are separable by a constrained disk of fixed radius equal to 5 (b)

This last remark plays an important role in the first technique presented in the next section in order to solve the digital arc recognition problem.

4 Digital Arc Recognition

In this section, we show two techniques that iteratively solve one of the three constrained problems to solve the unconstrained problem, that is Problem 1.

4.1 Linear-in-time Algorithm

As stated in Section 2.3, the Megiddo's technique can be used [Meg84,Buz03] in order to find the smallest disk that separates $B_{(C_i C_j)}$ from $\bar{B}_{(C_i C_j)}$ in $\mathcal{O}(n)$ (see [OKM86] for instance).

The technique [Meg84] may be roughly described as follows: to find the smallest separating disk relative to m constraints in the parameters space of dimension 3, we solve two problems each in a space of dimension 2 and then our problem is reduced to one with $\frac{m}{16}$ constraints in the parameters space of dimension 3. We can show with the geometric series argument that the global cost is bounded by $\mathcal{O}(m)$ ($m = 2n$ in our case).

Actually, for each subproblem, we want to know if one of the disks whose center belongs to a fixed straight line is the smallest separating disk. If not, we want to know on which side of the line the center of the smallest separating disk lies. The two straight lines of the two subproblems, are chosen in linear time such that the localization of the center of the smallest separating disk with respect the two lines implies the removal of $\frac{1}{16}$ of the constraints [Meg84]. In the aim of solving the two subproblems, instead of recursively applying the Megiddo's algorithm, we can use the fast algorithm proposed in the previous section.

Using our algorithm is a means of reducing the linearity coefficient and the burden of the implementation, known to be the two drawbacks of the technique. But even if the linearity coefficient is decreased and the implementation is made easier, these drawbacks remain valid. That's why an elementary algorithm, which only suffers from a little increase of the time complexity beyond linearity, is presented in the next section.

4.2 Elementary Algorithm

The following technique is another means of computing the smallest disk that separates $B_{(C_i C_j)}$ from $\bar{B}_{(C_i C_j)}$. Thanks to the convexity of the objective function, the following property holds [dBvKOS00]: if a new inner (resp. outer) point is located outside (resp. inside) the current smallest separating disk, then either the smallest separating disk passes through the new point, or the sets of inner and outer points are not circularly separable. In the aim of deciding between these two alternatives, the algorithm presented in Section 3.3 can be used in the case where the disks have to touch a fixed point.

Similarly to Problems 2, 3 and 4, the points of a part $(C_i C_j)$ are processed one by one. Algorithm 2 is used when the inner point defined by the elementary part $(C_k C_{k+1})$, which is denoted by N , is added to $B_{(C_i C_k)}$. A similar algorithm may be sketched when the outer point defined by $(C_k C_{k+1})$ is added to $\bar{B}_{(C_i C_k)}$.

If the inner point is located inside the current smallest separating disk, then Algorithm 2 returns true (line 2) because the current disk is still separating. Otherwise, the constrained disks are defined as touching the new point that makes the current disk not separating (line 4). We look over all the inner and outer points that have been already processed (lines 5-12). If $B_{(C_i C_k)}$ and $\bar{B}_{(C_i C_k)}$ cannot be separated by a constrained disk touching the new point, then it is a classical result of quadratic programming and computational geometry [dBvKOS00] that $B_{(C_i C_k)}$ and $\bar{B}_{(C_i C_k)}$ are not circularly separable at all. Otherwise, the set of points of support defines the set of Euclidean disks that contact the new point and separate $B_{(C_i C_k)}$ from $\bar{B}_{(C_i C_k)}$ according to Proposition 3. Among all these disks, finding the smallest one is obviously done in linear time and the current smallest separating disk is thus updated in linear time (lines 14-15).


In view of the fact that all the points are scanned at each new insertion in the worst case, it is clear that the whole algorithm is quadratic. However, we can use the preprocessing stage proposed by Coeurjolly *et al.* [CGRT04] so that the time complexity of the algorithm goes down from $\mathcal{O}(n^2)$ to $\mathcal{O}(n^{4/3})$.

This technique is considerably easier to implement the one presented in Section 4.1. It only suffers from a little increase of the time complexity beyond linearity.

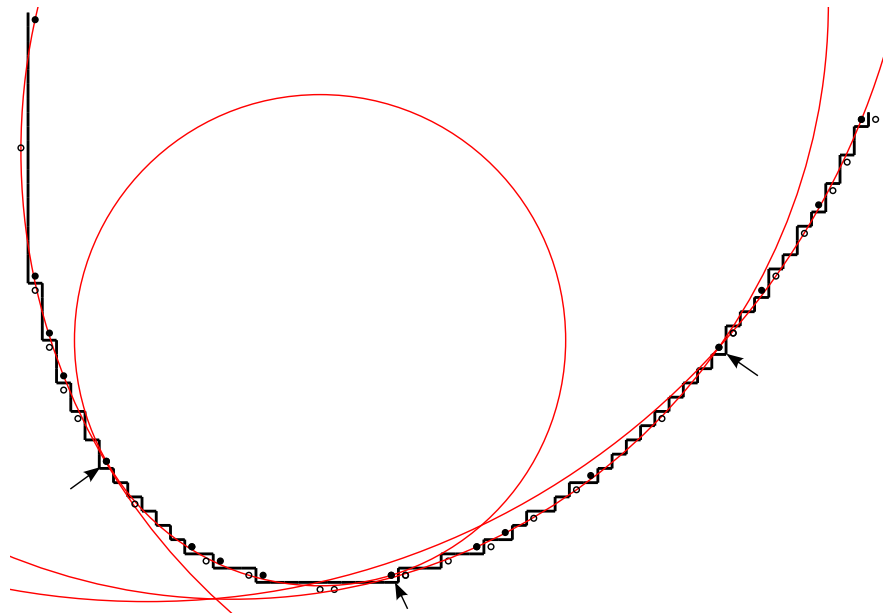
Moreover, since the algorithm is on-line, the segmentation of digital curves into digital arcs is done without any increase of the time complexity, that is in $\mathcal{O}(n^{4/3})$. This technique has been implemented. For instance, Fig. 7.b illustrates the segmentation of a part of a digital ellipse into digital arcs. For each digital arc, the circle drawn is the smallest separating circle.

5 Conclusion

In this paper, we present a simple, on-line and linear-in-time algorithm (Algorithm 1) for three constrained problems: recognition of digital arcs coming from the digitization of a disk having (i) a fixed radius (ii) a boundary that contacts a fixed point and (iii) a center that belongs to a fixed straight line.



(a)



(b)

Fig. 7. Segmentation of a part of a digital ellipse into circular arcs of fixed radius ($r = 10$) in (a) and of any radius in (b). The black polygonal line depicts the digital contour. The black and white points are those retained for the computation. In (b), the preprocessing stage proposed in [CGRT04] has discarded a great amount of black and white points. The arrows point to the end points of the digital arcs

Algorithm 2: Adding of an inner point (Problem 1)

Input: \mathcal{D}_{min} , the smallest separating disk and a new inner point N
Output: a boolean, updated \mathcal{D}_{min}

```
1 if  $N$  is inside  $\mathcal{D}_{min}$  then
2   | return true;
3 else
4   | /* Is there a disk that touches  $N$  and that is separating ? */
5   | Consider the class of constrained disks touching  $N$ ;
6   | Initialize the constrained recognition with the points defined by  $(C_i C_{i+1})$ ;
7   | flag  $\leftarrow$  true;  $l \leftarrow i + 1$ ;
8   | while flag and  $l < k$  do
9     | Let P (resp. Q) be the inner (resp. outer) point defined by  $(C_l C_{l+1})$ ;
10    | flag  $\leftarrow$  Add P with Algorithm 1;
11    | if flag then
12      |   | flag  $\leftarrow$  Add Q with a version of Algorithm 1 valid for outer points;
13      |   |  $l \leftarrow l + 1$ ;
14    | if flag then /* update of  $\mathcal{D}_{min}$  */
15      |   | Let  $\mathcal{D}_{new}$  be the smallest separating constrained disk;
16      |   |  $\mathcal{D}_{min} \leftarrow \mathcal{D}_{new}$ ;
17 return flag;
```

Solving such subproblems is interesting in itself, but also for the recognition of digital arcs. Indeed, our algorithm can be used as an oracle in multidimensional search techniques in order to recognize a digital arc in $\mathcal{O}(n)$. It can also be used as a routine each time a new point is taken into consideration (Algorithm 2). Thanks to the optimization proposed in [CGRT04], this method runs in $\mathcal{O}(n^{4/3})$, instead of being quadratic. Moreover, it is easy to implement, it may use integers only and is a means of segmenting digital curves in a fast way.

A Geometric Interpretation of the Separating Disk Problem

The separating disk problem consists in searching which Euclidean disks $\mathcal{D}(\omega, r)$ contain a first set of points denoted by \mathcal{S} , without containing a second set of points denoted by \mathcal{T} :

$$\begin{cases} \forall s \in \mathcal{S}, (s_x - \omega_x)^2 + (s_y - \omega_y)^2 \leq r^2 \\ \forall t \in \mathcal{T}, (t_x - \omega_x)^2 + (t_y - \omega_y)^2 > r^2 \end{cases} \quad (1)$$

Developing equation 1, we get:

$$\begin{cases} \forall s \in \mathcal{S}, -2as_x - 2bs_y + f(s_x, s_y) + c \leq 0 \\ \forall t \in \mathcal{T}, -2at_x - 2bt_y + f(t_x, t_y) + c > 0 \end{cases} \quad (2)$$

where $\begin{cases} a = \omega_x, & b = \omega_y, \\ c = (a^2 + b^2 - r^2) \\ f(x, y) = x^2 + y^2 \end{cases}$

In addition to the original plane, called xy -plane, let us interpret Equation 2 in the abc -space as well as in its dual space, called xyz -space.

As $r \geq 0$, $a^2 + b^2 \leq c$, the abc -space is a copy of \mathbb{R}^3 from which the interior of the paraboloid of equation $c = a^2 + b^2$ has been excluded. A point on the paraboloid maps to a disk of null radius in the xy -plane. A point that is out of the paraboloid maps to a disk whose radius is equal to the vertical distance between the point and the paraboloid (Fig. 8.a).

In the xyz -space, all the points of \mathbb{Z}^2 are lifted along an extra axis (the z -axis) according to the bivariate function f . Let $\mathcal{S}' = \{s'(s'_x, s'_y, s'_z)\}$ (resp. $\mathcal{T}' = \{t'(t'_x, t'_y, t'_z)\}$) be the set of points of \mathcal{S} (resp. \mathcal{T}) that are vertically projected onto the paraboloid of equation $z = f(x, y) = x^2 + y^2$. Any plane in the xyz -space passing through some points of \mathcal{S}' or \mathcal{T}' cuts the paraboloid. The projection on the xy -plane of the part of the paraboloid that is below the plane is a disk whose boundary passes through the corresponding points of \mathcal{S} and \mathcal{T} (Fig. 8.b).

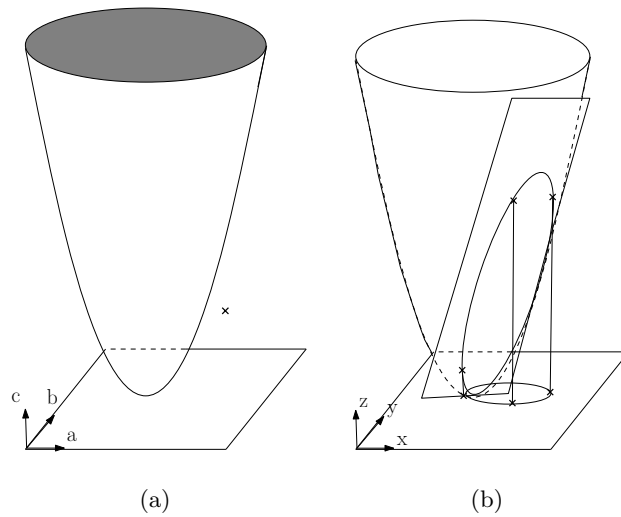


Fig. 8. (a) A point outside the paraboloid of equation $c = a^2 + b^2$ in the abc -space corresponds to a disk in the xy -plane and conversely. (b) A plane that cuts the paraboloid of equation $z = x^2 + y^2$ in the xyz -space corresponds to a disk in the xy -plane and conversely.

This kind of transformation is well known in computational geometry since [Bro79] and has already been used, for instance, in [OKM86] to solve the smallest and greatest separating disk problems.

The fact that a disk must or must not contain a point of \mathcal{S} (resp. \mathcal{T}), written as an inequality in Equation 2, is called a *constraint*. The disks that fulfill a constraint corresponds to the points that belong to a half-space in the abc -

space. The *domain* is defined as the complete set of disks fulfilling the two sets of inequalities of Equation 2. In the abc -space, the domain is a convex polyhedron, which is made up of the intersection of $|\mathcal{S}|$ and $|\mathcal{T}|$ half-spaces (where the cardinality of a set is denoted by $|\cdot|$). The points belonging to this polyhedron correspond to the separating disks of center $\omega(a, b)$ and radius $r = \sqrt{a^2 + b^2} - c$. Several authors used the Megiddo's algorithm [Meg84] in order to find the point of the domain that is the closest one to the paraboloid of equation $c = a^2 + b^2$: [OKM86], [Sau93], [Dam95].

The domain may be divided into three parts: the upper half, the lower half and the equator, which is defined as the cycle of edges belonging to both the upper and lower halves. The projection on the ab -plane of the equator is exactly the so-called *arc center domain* computed in the works of [Kov90], [Pha92], [WS95] and [CGRT04].

Moreover, as illustrated in Table 1, the projection on the ab -plane of the upper half is the part of the $(|\mathcal{S}| - 1)$ -order Voronoi diagram of \mathcal{S} that is inside the arc center domain, whereas the projection on the ab -plane of the lower half is the part of the 1-order Voronoi diagram of \mathcal{T} inside the arc center domain. Fisk has already shown how Voronoi diagrams help to solve the separating disk problem in [Fis86]. To be self-contained, Table 1 also presents, in its second column, the dual counterparts of the domain and the Voronoi diagrams. The separating disk problem has been studied in that dual space, that is the xyz -space, in [OKM86], [EG94], [RST08].

B Proof of Propositions 1, 2 and 3

Proposition 1 $B_{(C_i C_j)}$ and $\bar{B}_{(C_i C_j)}$ are separable by a constrained disk iff $B_{(C_i C_j)}$ and $\bar{B}_{(C_i C_j)}$ contain at least one point of support.

Proof. By definition, if one point of $B_{(C_i C_j)}$ or $\bar{B}_{(C_i C_j)}$ is a point of support, then $B_{(C_i C_j)}$ and $\bar{B}_{(C_i C_j)}$ are separable by a constrained disk. In order to show that the converse is true, let us assume that $B_{(C_i C_j)}$ and $\bar{B}_{(C_i C_j)}$ are separable by a constrained disk $\mathcal{D}_0(\omega_0, r_0)$. It is easy to see that one can distort \mathcal{D}_0 so that it touches a point of $B_{(C_i C_j)}$ or $\bar{B}_{(C_i C_j)}$ and remains separating. The three following cases are independantly considered:

1. **If r_0 is fixed:** One can move ω_0 down (resp. up) until \mathcal{D}_0 comes into contact with a point of $B_{(C_i C_j)}$ (resp. $\bar{B}_{(C_i C_j)}$) (Fig. 9.a).
2. **If \mathcal{D}_0 touches a fixed point P_0 :** One can always move ω_0 near to (resp. away from) P_0 until \mathcal{D}_0 comes into contact with a point of $B_{(C_i C_j)}$ (resp. $\bar{B}_{(C_i C_j)}$) (Fig. 9.b).
3. **If ω_0 belongs to a fixed straight line \mathcal{L}_0 :** One can always decrease (resp. increase) r_0 so that \mathcal{D}_0 touches a point of $B_{(C_i C_j)}$ (resp. $\bar{B}_{(C_i C_j)}$) (Fig. 9.c).

The point touched by \mathcal{D}_0 after the distortion is a point of support according to definition 5, which concludes the proof. \square

<i>abc</i> -space		<i>xyz</i> -space	
the domain is not void		S' and T' are linearly separable	
S and T	domain	S and T	$CH(S')$ and $CH(T')$
<i>ab</i> -plane		<i>xy</i> -plane	
upper half	$(S - 1)$ -VD of S	upper part of $CH(S')$	$(S - 1)$ -DT of S
lower half	VD of T	lower part of $CH(T')$	DT of T

Table 1. Geometrical interpretation of the separating disk problem in the *abc*-space and *xyz*-space.

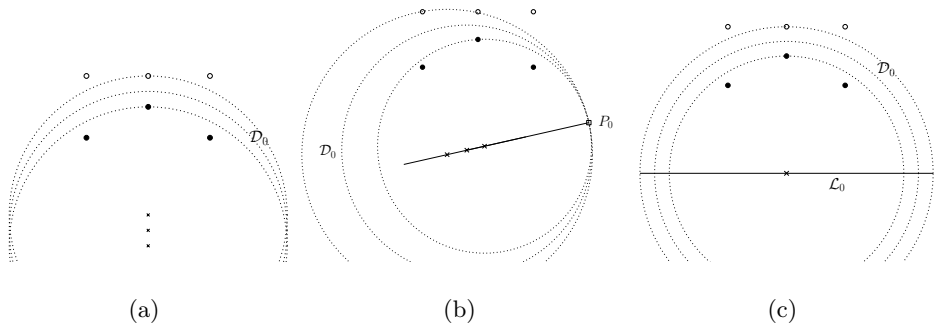


Fig. 9. Illustration of the proof of Proposition 1.

Proposition 2 *The points of support of $B_{(C_i C_j)}$ (resp. $\bar{B}_{(C_i C_j)}$) are consecutive points of the inner circular hull of $B_{(C_i C_j)}$ (resp. outer circular hull of $\bar{B}_{(C_i C_j)}$).*

Proof. Let R_0 be a point of $B_{(C_i C_j)}$ that does not belong to the inner circular hull of $B_{(C_i C_j)}$. In the list $B_{(C_i C_j)}$, R_0 is inevitably between two points that belong to the inner circular hull of $B_{(C_i C_j)}$, respectively denoted by I_{prev} and I_{next} . According to definition 4, I_{next} is outside the constrained disk touching I_{prev} and R_0 (Fig. 10.a, Fig. 10.c and Fig. 10.e). Similarly, I_{prev} is outside the constrained disk touching R_0 and I_{next} (Fig. 10.a, Fig. 10.c and Fig. 10.e). It is clear that there exist no constrained disk touching R_0 that is separating. Therefore, R_0 cannot be a point of support. One can conclude that a point of support of $B_{(C_i C_j)}$ inevitably belongs to the inner circular hull of $B_{(C_i C_j)}$. One can similarly show that a point of support of $\bar{B}_{(C_i C_j)}$ inevitably belongs to the outer circular hull of $\bar{B}_{(C_i C_j)}$.

It remains to show that the points of support are consecutive in the circular hulls. Let I_0 be a point of the inner circular hull of $B_{(C_i C_j)}$. The previous and next points of the hull are respectively denoted by I_{prev} and I_{next} . Now, let us assume that I_{prev} and I_{next} are points of support. So, one can find two separating constrained disks touching I_{prev} and I_{next} (like the dashed circular arcs of Fig. 10.b, Fig. 10.d and Fig. 10.f). Since these disks are separating by hypothesis, I_0 is inside the two disks and the points of $\bar{B}_{(C_i C_j)}$ are outside the two disks (Fig. 10.b, Fig. 10.d and Fig. 10.f). Therefore, there exists a constrained disk touching I_0 that is separating (like the dotted circular arc of Fig. 10.b, Fig. 10.d and Fig. 10.f). One can conclude that the points of support of $B_{(C_i C_j)}$ are consecutive in the inner circular hull of $B_{(C_i C_j)}$. The proof related to the points of support of $\bar{B}_{(C_i C_j)}$ is similar. \square

Proposition 3 *The points of support of $B_{(C_i C_j)}$ and $\bar{B}_{(C_i C_j)}$ define the whole set of separating constrained disks.*

Proof. From Appendix A, we know that the whole set of disks separating two sets of points, called the *domain*, is a convex polyhedron in the *abc*-space. Though, the proposition is related to a part of the domain, called *reduced domain*, corresponding to the *separating* constrained disks:

1. **If the radius r is fixed at r_0 :** the set of separating constrained disks corresponds to the set of points that belongs to the intersection between the domain and the paraboloid of equation $c = a^2 + b^2 - r_0^2$. Therefore, the reduced domain is delimited by the planes that bound the domain and that cut the paraboloid of equation $c = a^2 + b^2 - r_0^2$. The projection on the *ab*-plane of the part of the paraboloid that is below a plane is a disk (Fig. 8 in Appendix A). As a consequence, the constrained disks that must (resp. must not) contain a point (x, y) correspond to the points that belong (resp. does not belong) to a disk of center (x, y) and radius r_0 . The projection of the reduced domain on the *ab*-plane is the intersection of as many disks and complements of disks as there are inner points and outer points respectively. It can be drawn with a compass as illustrated in Fig. 11.

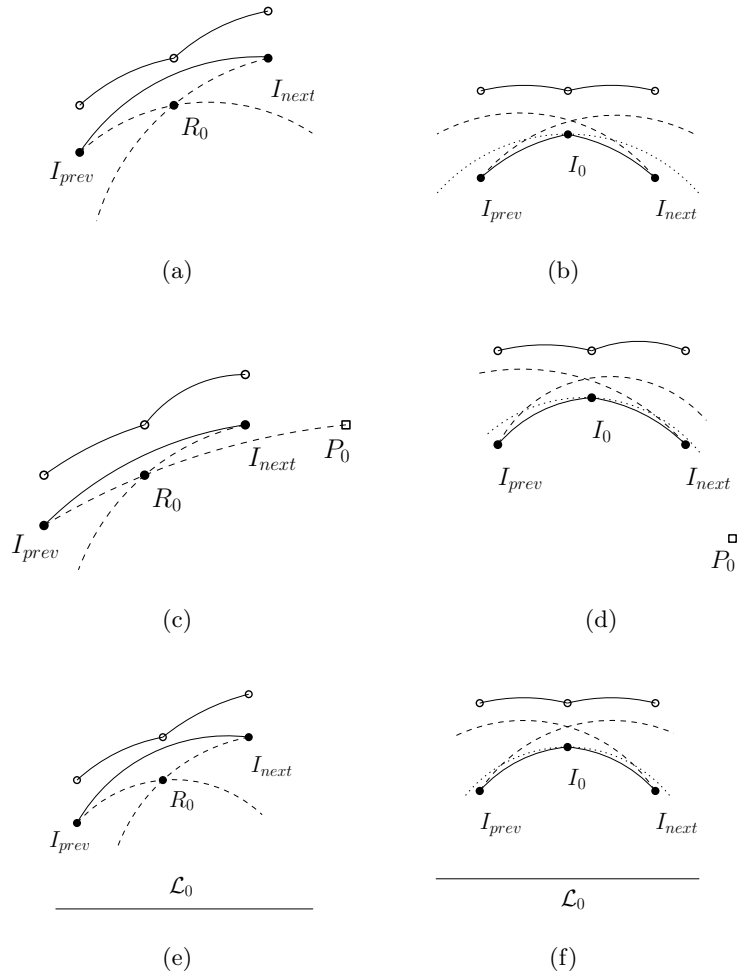


Fig. 10. Illustration of the proof of Proposition 2 in the case of a fixed radius equal to 5 in (a) and 4 in (b), in the case of disks touching the fixed point P_0 in (c) and (d), in the case of disks whose center lies on a fixed straight line \mathcal{L}_0 in (e) and (f).

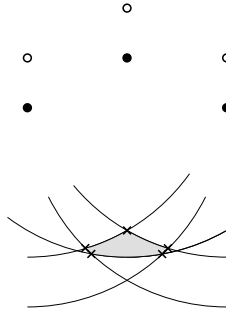


Fig. 11. Illustration of the projection of the reduced domain on the ab -plane, in the case of a fixed radius equal to 4.

2. **If the disks must touch a fixed point $P_0(p_{0x}, p_{0y})$:** the set of separating constrained disks corresponds to the set of points that belongs to the intersection between the domain and the plane of equation $-2ap_{0x} - 2bp_{0y} + p_{0x}^2 + p_{0y}^2 + c = 0$. As the domain is a convex polyhedron, the reduced domain is a convex polygon in the cutting plane.
3. **If the center ω must belong to a fixed straight line $\mathcal{L}_0 : \{(x, y) | y = \alpha x + \beta\}$:** the set of separating constrained disks corresponds to the set of points that belongs to the intersection between the domain and the vertical plane of equation $b = \alpha a + \beta$. Similarly to the previous case, the reduced domain is a convex polygon in the cutting plane.

Thanks to this geometrical interpretation, it is easy to see that the following facts are true:

- By definition, any constrained disk that separates the points of support of $B_{(C_i, C_j)}$ from those of $\bar{B}_{(C_i, C_j)}$ belongs to the reduced domain.
- Conversely, any constrained disk that does not separate the points of support of $B_{(C_i, C_j)}$ from those of $\bar{B}_{(C_i, C_j)}$ does not belong to the reduced domain.
- Any point of support of $B_{(C_i, C_j)}$ or $\bar{B}_{(C_i, C_j)}$ corresponds to a plane that bounds the domain. Moreover, this plane intersects the paraboloid of equation $c = a^2 + b^2 - r_0^2$ in an arc (case 1) or the planes of equation $-2ap_{0x} - 2bp_{0y} + p_{0x}^2 + p_{0y}^2 + c = 0$ and $b = \alpha a + \beta$ in a straight line segment (cases 2 and 3). To end, this arc or straight segment bounds the reduced domain. Similarly to the classical point-line duality, there is a one-to-one correspondence between a point of support and an arc or edge of the reduced domain.
- Any constrained disk touching two consecutive points of support corresponds to the edge lying at the intersection of two adjacent faces of the domain. Moreover, this edge intersects the paraboloid of equation $c = a^2 + b^2 - r_0^2$ in two points (case 1) or the planes of equation $-2ap_{0x} - 2bp_{0y} + p_{0x}^2 + p_{0y}^2 + c = 0$ and $b = \alpha a + \beta$ in one point (cases 2 and 3). In case 1, an orientation is chosen so that only one point is retained. In the three cases the point is an extremal one of the reduced domain, lying at the intersection of two arcs

or straight segments. Again, there is a one-to-one correspondance between a constrained disk touching two consecutive points of support and a vertex of the reduced domain.

For all these reasons, we can conclude that the points of support of $B_{(C_i C_j)}$ and $\bar{B}_{(C_i C_j)}$ define the whole set of separating constrained disks. \square

References

- [Bro79] K. Q. Brown. Voronoi Diagrams from Convex Hulls. *Information Processing Letters*, 9:223–228, 1979.
- [Buz03] L. Buzer. A Linear Incremental Algorithm for Naive and Standard Digital Lines and Planes Recognition. *Graphical Model*, 65:61–76, 2003.
- [CGRT04] D. Coeurjolly, Y. Gérard, J-P. Reveillès, and L. Tougne. An Elementary Algorithm for Digital Arc Segmentation. *Discrete Applied Mathematics*, 139(1-3):31–50, 2004.
- [Dam95] P. Damaschke. The Linear Time Recognition of Digital Arcs. *Pattern Recognition Letters*, 16:543–548, 1995.
- [dBvKOS00] M. de Berg, M. van Kreveld, M. Overmars, and O. Scharzkopf. *Computation geometry, algorithms and applications*. Springer, 2000.
- [EG94] A. Efrat and C. Gotsman. Subpixel Image Registration Using Circular Fiducials. *International Journal of Computational Geometry & Applications*, 4(4):403–422, 1994.
- [EKS83] H. Edelsbrunner, D. G. Kirkpatrick, and R. Seidel. On the Shape of a Set of Points in the Plane. *IEEE Transactions on Information Theory*, 29(4):551–559, 1983.
- [Fis86] S. Fisk. Separating Points Sets by Circles, and the Recognition of Digital Disks. *IEEE Transactions on Pattern Analysis and Machine Intelligence*, 8:554–556, 1986.
- [Gra72] R. L. Graham. An Efficient Algorithm for Determining the Convex Hull of a Finite Planar Set. *Information Processing Letters*, 1(4):132–133, 1972.
- [KA84] C. E. Kim and T. A. Anderson. Digital Disks and a Digital Compactness Measure. In *Annual ACM Symposium on Theory of Computing*, pages 117–124, 1984.
- [Kim84] C. E. Kim. Digital Disks. *IEEE Transactions on Pattern Analysis and Machine Intelligence*, 6(3):372–374, 1984.
- [Kov90] V. A. Kovalevsky. New Definition and Fast Recognition of Digital Straight Segments and Arcs. In *International Conference on Pattern Analysis and Machine Intelligence*, pages 31–34, 1990.
- [Meg84] N. Megiddo. Linear Programming in Linear Time When the Dimension Is Fixed. *SIAM Journal on Computing*, 31:114–127, 1984.
- [OKM86] J. O’Rourke, S. R. Kosaraju, and N. Megiddo. Computing Circular Separability. *Discrete and Computational Geometry*, 1:105–113, 1986.
- [Pha92] S. Pham. Digital Circles With Non-Lattice Point Centers. *The Visual Computer*, 9:1–24, 1992.
- [PS85] F. P. Preparata and M. I. Shamos. *Computational geometry : an introduction*. Springer, 1985.

- [RST08] T. Roussillon, I. Sivignon, and L. Tougne. Test of Circularity and Measure of Circularity for Digital Curves. In *International Conference on Image Processing, Computer Vision and Pattern Recognition*, pages 518–524, 2008.
- [Sau93] P. Sauer. On the Recognition of Digital Circles in Linear Time. *Computational Geometry*, 2(5):287–302, 1993.
- [WS95] M. Worring and A. W. M. Smeulders. Digitized Circular Arcs: Characterization and Parameter Estimation. *IEEE Transactions on Pattern Analysis and Machine Intelligence*, 17(6):554–556, 1995.