



**HAL**  
open science

# Finite element eigenvalue enclosures for the Maxwell operator

Gabriel Raúl Barrenechea, Lyonell Boulton, Nabile Boussaid

► **To cite this version:**

Gabriel Raúl Barrenechea, Lyonell Boulton, Nabile Boussaid. Finite element eigenvalue enclosures for the Maxwell operator. 2014. ⟨hal-00949589⟩

**HAL Id: hal-00949589**

**<https://hal.science/hal-00949589v1>**

Preprint submitted on 19 Feb 2014

**HAL** is a multi-disciplinary open access archive for the deposit and dissemination of scientific research documents, whether they are published or not. The documents may come from teaching and research institutions in France or abroad, or from public or private research centers.

L'archive ouverte pluridisciplinaire **HAL**, est destinée au dépôt et à la diffusion de documents scientifiques de niveau recherche, publiés ou non, émanant des établissements d'enseignement et de recherche français ou étrangers, des laboratoires publics ou privés.



HAL Authorization

# FINITE ELEMENT EIGENVALUE ENCLOSURES FOR THE MAXWELL OPERATOR

GABRIEL R. BARRENECHEA, LYONELL BOULTON, AND NABILE BOUSSAÏD

ABSTRACT. We propose employing the extension of the Lehmann-Maehly-Goerisch method developed by Zimmermann and Mertins, as a highly effective tool for the pollution-free finite element computation of the eigenfrequencies of the resonant cavity problem on a bounded region. This method gives complementary bounds for the eigenfrequencies which are adjacent to a given parameter  $t \in \mathbb{R}$ . We present a concrete numerical scheme which provides certified enclosures in a suitable asymptotic regime. We illustrate the applicability of this scheme by means of some numerical experiments on benchmark data using Lagrange elements and unstructured meshes.

## CONTENTS

1. Introduction	2
2. Abstract setting of the Maxwell eigenvalue problem	3
2.1. Concrete assumptions on the data	3
2.2. The self-adjoint Maxwell operator	3
2.3. Isotropic cylindrical symmetries	4
3. Finite element computation of the eigenvalue bounds	5
3.1. Formulation of the weak problem and eigenvalue bounds	5
3.2. Convergence of the eigenvalue bounds	6
3.3. Eigenfunctions	7
4. A certified numerical strategy	8
5. Convex domains	10
5.1. The square	10
5.2. The slashed cube	11
6. Non-convex domains	12
6.1. A re-entrant corner in two dimensions	12
6.2. The Fichera domain	13
6.3. A non-Lipschitz domain	14
7. The transmission problem	15
Acknowledgements	17
References	17

---

*Date:* 14th January 2014.

*Key words and phrases.* eigenvalue enclosures, Maxwell equation, spectral pollution, finite element method.

## 1. INTRODUCTION

The framework developed by Zimmermann and Mertins [32] which generalizes the Lehmann-Maehly-Goerisch method [25, 23, 26, 27, 28] (also [31, Chapter 4.11]), is a reliable tool for the numerical computation of bounds for the eigenvalues of linear operators in the spectral pollution regime [5, 13, 4]. In its most basic formulation [20, 4, 12], this framework relies on fixing a parameter  $t \in \mathbb{R}$  and then characterizing the spectrum which is adjacent to  $t$  by means of a combination of the Variational Principle with the Spectral Mapping Theorem. In the present paper we show that this formulation can be effectively implemented for computing sharp estimates for the angular frequencies and electromagnetic field phasors of the resonant cavity problem by means of the finite element method.

Let  $\Omega \subset \mathbb{R}^3$  be a polyhedron. Denote by  $\partial\Omega$  the boundary of this region and by  $\mathbf{n}$  its outer normal vector. Consider the anisotropic Maxwell eigenvalue problem: find  $\omega \in \mathbb{R}$  and  $(\mathbf{E}, \mathbf{H}) \neq 0$  such that

$$(1) \quad \begin{cases} \operatorname{curl} \mathbf{E} = i\omega\mu\mathbf{H} \\ \operatorname{curl} \mathbf{H} = -i\omega\epsilon\mathbf{E} \\ \mathbf{E} \times \mathbf{n} = 0 \end{cases} \quad \begin{array}{l} \text{in } \Omega \\ \\ \text{on } \partial\Omega. \end{array}$$

The physical phenomenon of electromagnetic oscillations in a resonator is described by (1), assuming that the field phasor satisfies Gauss's law

$$(2) \quad \operatorname{div}(\epsilon\mathbf{E}) = 0 = \operatorname{div}(\mu\mathbf{H}) \quad \text{in } \Omega.$$

Here  $\epsilon$  and  $\mu$ , respectively, are the given electric permittivity and magnetic permeability at each point of the resonator.

The orthogonal complement in a suitable inner product [8] of the solenoidal space (2) is the gradient space. This gradient space has infinite dimension and is part of the kernel of the densely defined linear self-adjoint operator

$$\mathcal{M} : \mathcal{D}(\mathcal{M}) \longrightarrow L^2(\Omega)^6$$

associated to (1). In turns, this means that (1)-(2) and the unrestricted problem (1), have exactly the same non-zero spectrum and exactly the same eigenvectors orthogonal to the kernel. For general data, the numerical computation of  $\omega$  by means of the finite element method is extremely challenging, due to a combination of variational collapse ( $\mathcal{M}$  is strongly indefinite) and the fact that finite element bases seldom satisfy the ansatz (2).

Several ingenious methods for the finite element treatment of the eigenproblem (1)-(2) have been developed in the recent past. Perhaps the most effective among these methods [10, 9] consists in re-writing the spectral problem associated to  $\mathcal{M}^2$  in a mixed form and employing edge elements. This turns out to be linked to deep mathematical ideas on the rigorous treatment of finite elements [2] and it is at the core of an elegant geometrical framework. Other approaches include, [14] combining nodal elements with a least squares formulation of (1)-(2) re-written in weak form, [15] employing continuous finite element spaces of Taylor-Hood-type by coupling (1) with (2) via a Lagrange multiplier, and [11] enhancing the divergence of the electric field in a fractional order negative Sobolev norm.

In spite of the fact that some of these techniques are convergent, unfortunately, none of them provides *a priori* guaranteed one-sided bounds for the exact eigenfrequencies. In turns, detecting the presence of a spectral cluster (or even detecting

multiplicities) is extremely difficult. Below we argue that the most basic formulation of the pollution-free technique described in [32] can be successfully implemented for determining certified upper and lower bounds for the eigenfrequencies and corresponding approximated field phasors of (1). Remarkably the classical family of nodal finite elements renders sharp numerical approximations.

In Section 2 we fix the rigorous setting of the self-adjoint operator  $\mathcal{M}$  and set our concrete assumptions on the data of the problem. For these concrete assumptions we consider both a region  $\Omega$  with and without cylindrical symmetries, generally non-convex and not even Lipschitz. In Section 3 we describe the finite element realization of the computation of complementary eigenvalue bounds. Based on this realization, in Section 4 an algorithm providing certified eigenvalue enclosures in a given interval is presented and analyzed. This algorithm is then implemented and its results are reported in Sections 5-7.

## 2. ABSTRACT SETTING OF THE MAXWELL EIGENVALUE PROBLEM

**2.1. Concrete assumptions on the data.** The concrete assumptions on the data of equation (1) made below are as follows. The polyhedron  $\Omega \subset \mathbb{R}^3$  will always be open, bounded and simply connected. The permittivities will always be such that

$$(3) \quad \epsilon, \frac{1}{\epsilon}, \mu, \frac{1}{\mu} \in L^\infty(\Omega).$$

Without further mention, the non-zero spectrum of  $\mathcal{M}$  will be assumed to be purely discrete and it does not accumulate at  $\omega = 0$ . This hypothesis is verified, for example, whenever  $\Omega$  is a polyhedron with a Lipschitz boundary, [29, Corollary 3.49] and [8, Lemma 1.3]. A more systematic analysis of the spectral properties of  $\mathcal{M}$  on more general regions  $\Omega$  is being carried out elsewhere [3].

**2.2. The self-adjoint Maxwell operator.** We follow closely [8]. Let

$$\begin{aligned} \mathcal{H}(\text{curl}; \Omega) &= \{ \mathbf{u} \in L^2(\Omega)^3 : \text{curl } \mathbf{u} \in L^2(\Omega)^3 \} \\ \mathcal{H}_0(\text{curl}; \Omega) &= \{ \mathbf{u} \in \mathcal{H}(\text{curl}; \Omega) : \int_{\Omega} \text{curl } \mathbf{u} \cdot \mathbf{v} = \int_{\Omega} \mathbf{u} \cdot \text{curl } \mathbf{v} \quad \forall \mathbf{v} \in \mathcal{H}(\text{curl}; \Omega) \}. \end{aligned}$$

The linear space  $\mathcal{H}(\text{curl}; \Omega)$  becomes a Hilbert space for the norm

$$\| \mathbf{u} \|_{\text{curl}, \Omega} = \left( \| \mathbf{u} \|_{0, \Omega}^2 + \| \text{curl } \mathbf{u} \|_{0, \Omega}^2 \right)^{1/2},$$

where

$$\| \mathbf{v} \|_{0, \Omega} = \left( \int_{\Omega} |\mathbf{v}|^2 \right)^{1/2}$$

is the corresponding norm of  $L^2(\Omega)^3$ . By virtue of Green's identity for the rotational [22, Theorem I.2.11], if  $\Omega$  is a Lipschitz domain [1, Notation 2.1], then  $\mathbf{u} \in \mathcal{H}_0(\text{curl}; \Omega)$  if and only if  $\mathbf{u} \in \mathcal{H}(\text{curl}; \Omega)$  and  $\mathbf{u} \times \mathbf{n} = \mathbf{0}$  on  $\partial\Omega$ . Moreover

$$(4) \quad \mathcal{H}_0(\text{curl}; \Omega)^3 = \overline{C_0^\infty(\Omega)^3},$$

where the closure is in the norm  $\| \cdot \|_{\text{curl}, \Omega}$ .

A domain of self-adjointness of the operator associated to (1) for  $\epsilon = \mu = 1$  is

$$\mathcal{D}_1 = \mathcal{H}_0(\text{curl}; \Omega) \times \mathcal{H}(\text{curl}; \Omega) \subset L^2(\Omega)^6$$

and its action is given by

$$\mathcal{M}_1 = \begin{bmatrix} 0 & i \operatorname{curl} \\ -i \operatorname{curl} & 0 \end{bmatrix} : \mathcal{D}_1 \longrightarrow L^2(\Omega)^6.$$

Let

$$\mathcal{P} = \begin{bmatrix} \epsilon^{1/2} I_{3 \times 3} & 0 \\ 0 & \mu^{1/2} I_{3 \times 3} \end{bmatrix}.$$

Condition (3) ensures that  $\mathcal{P} : L^2(\Omega)^6 \longrightarrow L^2(\Omega)^6$  is bounded and invertible. Moreover,

$$\left( \omega, \begin{bmatrix} \mathbf{E} \\ \mathbf{H} \end{bmatrix} \right) \in \mathbb{R} \times \mathcal{D}_1$$

is a solution of (1), if and only if

$$\begin{bmatrix} \tilde{\mathbf{E}} \\ \tilde{\mathbf{H}} \end{bmatrix} = \mathcal{P} \begin{bmatrix} \mathbf{E} \\ \mathbf{H} \end{bmatrix}$$

is a solution of

$$\mathcal{P}^{-1} \mathcal{M}_1 \mathcal{P}^{-1} \begin{bmatrix} \tilde{\mathbf{E}} \\ \tilde{\mathbf{H}} \end{bmatrix} = \omega \begin{bmatrix} \tilde{\mathbf{E}} \\ \tilde{\mathbf{H}} \end{bmatrix}.$$

Therefore  $\mathcal{M} = \mathcal{P}^{-1} \mathcal{M}_1 \mathcal{P}^{-1}$  on  $D(\mathcal{M}) = \mathcal{P} \mathcal{D}_1$  is the self-adjoint operator associated to (1).

As  $\mathcal{M}$  anticommutes with complex conjugation, the spectrum is symmetric with respect to 0. Moreover,  $\ker(\mathcal{M})$  is infinite dimensional, because it always contains the gradient space, see [8].

**2.3. Isotropic cylindrical symmetries.** If  $\Omega = \tilde{\Omega} \times (0, \pi)$  for  $\tilde{\Omega} \subset \mathbb{R}^2$  an open simply connected polygon, then (1) decouples by separating the variables for  $\epsilon = \mu = 1$ . In turns, a non-zero  $\omega$  is an eigenvalue of  $\mathcal{M}_1$ , if and only if either  $\omega^2 = \lambda^2$  where  $\lambda^2$  is a Dirichlet eigenvalue of the Laplacian in  $\tilde{\Omega}$ , or  $\omega^2 = \nu^2 + \rho^2$  where  $\nu^2$  is a non-zero Neumann eigenvalue of the Laplacian in  $\tilde{\Omega}$  and  $\rho \in \mathbb{N}$ .

The Neumann problem can be re-written as ( $\nu = \omega$ )

$$(5) \quad \begin{cases} \operatorname{curl} \mathbf{E} = i\omega H & \text{in } \tilde{\Omega} \\ \operatorname{curl} H = -i\omega \mathbf{E} & \text{in } \tilde{\Omega} \\ \mathbf{E} \cdot \mathbf{t} = \mathbf{0} & \text{on } \partial \tilde{\Omega}, \end{cases}$$

for

$$\left( \omega, \begin{bmatrix} \mathbf{E} \\ H \end{bmatrix} \right) \in \mathbb{R} \times (\tilde{\mathcal{D}}_1 \setminus \{0\}).$$

Here

$$\mathbf{E} = \begin{bmatrix} E_1 \\ E_2 \end{bmatrix}, \quad \operatorname{curl} \mathbf{E} = \partial_x E_2 - \partial_y E_1, \quad \operatorname{curl} H = \begin{bmatrix} \partial_y H \\ -\partial_x H \end{bmatrix},$$

$\mathbf{t}$  is the unit tangent to  $\partial \tilde{\Omega}$  and

$$\tilde{\mathcal{D}}_1 = \{ \mathbf{u} \in L^2(\Omega)^2 : \operatorname{curl} \mathbf{u} \in L^2(\Omega) \text{ and } \mathbf{u} \cdot \mathbf{t} = \mathbf{0} \} \times \{ u \in L^2(\Omega) : \operatorname{curl} u \in L^2(\Omega)^2 \}.$$

This two-dimensional Maxwell problem exhibits all the complications concerning spectral pollution as its three-dimensional counterpart.

We denote by  $\tilde{\mathcal{M}} : \tilde{\mathcal{D}} \longrightarrow L^2(\tilde{\Omega})^3$  the self-adjoint operator associated to (5). This operator has often been employed for tests which can then be validated against numerical calculations for the original Neumann Laplacian via the Galerkin method,

[17]. Note that the latter is a semi-definite operator with a compact resolvent, so it does not exhibit spectral pollution.

### 3. FINITE ELEMENT COMPUTATION OF THE EIGENVALUE BOUNDS

The basic setting of the general method proposed in [32] is achieved by deriving eigenvalue bounds directly from [32, Theorem 1.1], as described in [20, Section 6] and [4]. We will see next that, from this setting, a general finite element scheme for computing guaranteed bounds for the eigenvalues of  $\mathcal{M}$  which are in the vicinity of a given non-zero  $t \in \mathbb{R}$  can be established.

**3.1. Formulation of the weak problem and eigenvalue bounds.** Let  $\{\mathcal{T}_h\}_{h>0}$  be a family of shape-regular [21] triangulations of  $\bar{\Omega}$ , where the elements  $K \in \mathcal{T}_h$  are simplexes with diameter  $h_K$  and  $h = \max_{K \in \mathcal{T}_h} h_K$ . For  $r \geq 1$ , let

$$\begin{aligned} \mathbf{V}_h^r &= \{v_h \in C^0(\bar{\Omega})^3 : v_h|_K \in \mathbb{P}_r(K)^3 \ \forall K \in \mathcal{T}_h\} \\ \mathbf{V}_{h,0}^r &= \{v_h \in \mathbf{V}_h^r : v_h \times \mathbf{n} = \mathbf{0} \text{ on } \partial\Omega\}. \end{aligned}$$

Then

$$(6) \quad \mathcal{L} \equiv \mathcal{L}_h = \mathbf{V}_{h,0}^r \times \mathbf{V}_h^r \subset \mathcal{D}_1.$$

For  $t \in \mathbb{R}$ , let  $\mathbf{m}_t^p : \mathcal{D}_1 \times \mathcal{D}_1 \rightarrow \mathbb{C}$  be given by

$$\begin{aligned} \mathbf{m}_t^1 \left( \begin{bmatrix} \mathbf{E} \\ \mathbf{H} \end{bmatrix}, \begin{bmatrix} \mathbf{F} \\ \mathbf{G} \end{bmatrix} \right) &= \int_{\Omega} \left( (\mathcal{M}_1 - t\mathcal{P}^2) \begin{bmatrix} \mathbf{E} \\ \mathbf{H} \end{bmatrix} \right) \cdot \begin{bmatrix} \mathbf{F} \\ \mathbf{G} \end{bmatrix} \\ \mathbf{m}_t^2 \left( \begin{bmatrix} \mathbf{E} \\ \mathbf{H} \end{bmatrix}, \begin{bmatrix} \mathbf{F} \\ \mathbf{G} \end{bmatrix} \right) &= \int_{\Omega} \left( (\mathcal{P}^{-1}\mathcal{M}_1 - t\mathcal{P}) \begin{bmatrix} \mathbf{E} \\ \mathbf{H} \end{bmatrix} \right) \cdot \left( (\mathcal{P}^{-1}\mathcal{M}_1 - t\mathcal{P}) \begin{bmatrix} \mathbf{F} \\ \mathbf{G} \end{bmatrix} \right) \end{aligned}$$

The following weak eigenvalue problem [32, 20, 4] plays a central role below:

$$(7) \quad \begin{aligned} &\text{find } \left( \tau, \begin{bmatrix} \mathbf{E} \\ \mathbf{H} \end{bmatrix} \right) \in \mathbb{R} \times (\mathcal{L} \setminus \{0\}) \text{ such that} \\ &\mathbf{m}_t^1 \left( \begin{bmatrix} \mathbf{E} \\ \mathbf{H} \end{bmatrix}, \begin{bmatrix} \mathbf{F} \\ \mathbf{G} \end{bmatrix} \right) = \tau \mathbf{m}_t^2 \left( \begin{bmatrix} \mathbf{E} \\ \mathbf{H} \end{bmatrix}, \begin{bmatrix} \mathbf{F} \\ \mathbf{G} \end{bmatrix} \right) \quad \forall \begin{bmatrix} \mathbf{F} \\ \mathbf{G} \end{bmatrix} \in \mathcal{L}. \end{aligned}$$

Let  $m^\pm(t) \equiv m^\pm(t, h)$  be the number of negative and positive eigenvalues of (7), respectively. Let  $\tau_j^\pm(t) \equiv \tau_j^\pm(t, h)$ ,

$$\tau_1^-(t) \leq \dots \leq \tau^{-(t)}_{m^-(t)}$$

be the negative eigenvalues of (7) and

$$\tau_{m^+(t)}^+(t) \leq \dots \leq \tau_1^+(t)$$

be the positive eigenvalues of (7), if they exist at all. Let

$$\rho_j^\pm(t, h) = t + \frac{1}{\tau_j^\pm(t)}.$$

As we will see next, the latter quantities provide bounds for the spectrum of  $\mathcal{M}$  in the vicinity of  $t$ .

By counting multiplicities, let

$$\dots \leq \nu_2^-(t) \leq \nu_1^-(t) < t < \nu_1^+(t) \leq \nu_2^+(t) \leq \dots$$

be the eigenvalues of  $\mathcal{M}$  which are adjacent to  $t$ . That is  $\nu_j^-(t)$  is the  $j$ -th eigenvalue strictly to the left of  $t$  and  $\nu_j^+(t)$  is the  $j$ -th eigenvalue strictly to the right of  $t$ .

The following crucial statement is a direct consequence of [32, Theorem 2.4] or [4, Corollary 7] (see also [20, Theorem 11]).

**Theorem 1.** *Let  $t \in \mathbb{R}$ . Then*

$$\rho_j^-(t, h) \leq \nu_j^-(t) \quad \forall j = 1, \dots, m^-(t) \quad \text{and} \quad \nu_j^+(t) \leq \rho_j^+(t, h) \quad \forall j = 1, \dots, m^+(t).$$

*Remark 1.* In the case of the lower-dimensional Maxwell operator  $\tilde{\mathcal{M}}_1$ , the finite element spaces on a corresponding triangulation  $\mathcal{T}_h$  of  $\tilde{\Omega}$  are chosen as

$$\mathcal{L}_h = \left\{ \begin{bmatrix} \mathbf{u}_h \\ v_h \end{bmatrix} \in C^0(\tilde{\Omega})^{2+1} : \begin{bmatrix} \mathbf{u}_h \\ v_h \end{bmatrix} \Big|_K \in \mathbb{P}_r(K)^{2+1} \quad \forall K \in \mathcal{T}_h \text{ and } \mathbf{u}_h \cdot \mathbf{t} = 0 \text{ on } \partial\tilde{\Omega} \right\}.$$

The weak problem analogous to (7) and a corresponding version of Theorem 1 (and further statements below) are formulated by substituting  $\mathbf{m}_t^p$  with the corresponding lower-dimensional forms.

**3.2. Convergence of the eigenvalue bounds.** According to [4, Theorem 12], if  $\mathcal{L}$  captures an eigenspace of  $\mathcal{M}$  within a certain order of precision  $\mathcal{O}(\varepsilon)$  for small  $\varepsilon$ , then the eigenvalue bounds found in Theorem 1 are within  $\mathcal{O}(\varepsilon^2)$ . We now show a consequence of this statement in the present setting.

Consider an open bounded segment  $J \subset \mathbb{R}$ , such that  $0 \notin J$ . Denote by  $\mathcal{E}_J$  the eigenspace associated to this segment and assume that  $t \in J$ . Here and elsewhere the relevant set where the indices  $j$  move is

$$\mathcal{F}_J^\pm(t) = \{j \in \mathbb{N} : \nu_j^\pm(t) \in J\}.$$

**Theorem 2.** *Let  $r \in \mathbb{N}$  be fixed. Then*

$$\lim_{h \rightarrow 0} |\rho_j^\pm(t, h) - \nu_j^\pm(t)| = 0 \quad \forall j \in \mathcal{F}_J^\pm(t).$$

*If in addition  $\mathcal{P}^{-1}\mathcal{E}_J \subseteq \mathcal{H}^{r+1}(\Omega)^6$ , then there exist  $C_t^\pm \equiv C_t^\pm(r) > 0$  such that*

$$(8) \quad |\rho_j^\pm(t, h) - \nu_j^\pm(t)| \leq C_t^\pm h^{2r} \quad \forall j \in \mathcal{F}_J^\pm(t)$$

*for  $h$  sufficiently small.*

*Proof.* By combining [29, Theorem 3.26] with (4) and standard interpolation estimates (cf. [21]), it follows that

$$\text{for any } \begin{bmatrix} \mathbf{F} \\ \mathbf{G} \end{bmatrix} \in \mathcal{D}_1 \text{ there exists } \begin{bmatrix} \mathbf{F}_h \\ \mathbf{G}_h \end{bmatrix} \in \mathcal{L}_h$$

such that

$$(9) \quad \lim_{h \rightarrow 0} \left( \|\mathbf{F} - \mathbf{F}_h\|_{\text{curl}, \Omega} + \|\mathbf{G} - \mathbf{G}_h\|_{\text{curl}, \Omega} \right) = 0.$$

Since  $\mathcal{P}$  is a bounded operator, then for any

$$\begin{bmatrix} \tilde{\mathbf{F}} \\ \tilde{\mathbf{G}} \end{bmatrix} = \mathcal{P} \begin{bmatrix} \mathbf{F} \\ \mathbf{G} \end{bmatrix} \in \text{D}(\mathcal{M}),$$

we have

$$(10) \quad \lim_{h \rightarrow 0} \left( \left\| \mathcal{M} \begin{bmatrix} \tilde{\mathbf{F}} - \tilde{\mathbf{F}}_h \\ \tilde{\mathbf{G}} - \tilde{\mathbf{G}}_h \end{bmatrix} \right\|_{0, \Omega} + \left\| \begin{bmatrix} \tilde{\mathbf{F}} - \tilde{\mathbf{F}}_h \\ \tilde{\mathbf{G}} - \tilde{\mathbf{G}}_h \end{bmatrix} \right\|_{0, \Omega} \right) = 0$$

where

$$\begin{bmatrix} \tilde{\mathbf{F}}_h \\ \tilde{\mathbf{G}}_h \end{bmatrix} = \mathcal{P} \begin{bmatrix} \mathbf{F}_h \\ \mathbf{G}_h \end{bmatrix} \in \text{D}(\mathcal{M}).$$

In turns, this is exactly the hypothesis required in [4, Theorem 12] which ensures the claimed statement.

Let  $\mathcal{I}_{r,h}$  denote the interpolation operator associated to the finite element spaces  $\mathbf{V}_h^r$  (cf. [21]) and let

$$\begin{bmatrix} \mathbf{F}_h \\ \mathbf{G}_h \end{bmatrix} = \mathcal{I}_{r,h} \begin{bmatrix} \mathbf{F} \\ \mathbf{G} \end{bmatrix}.$$

If

$$\begin{bmatrix} \mathbf{F} \\ \mathbf{G} \end{bmatrix} \in \mathcal{E}_J \subset \mathcal{H}^{r+1}(\Omega)^6,$$

then

$$(11) \quad \left\| \begin{bmatrix} \mathbf{F} - \mathbf{F}_h \\ \mathbf{G} - \mathbf{G}_h \end{bmatrix} \right\|_{\text{curl}, \Omega} \leq c(r)h^r \left\| \begin{bmatrix} \mathbf{F} \\ \mathbf{G} \end{bmatrix} \right\|_{r+1, \Omega},$$

so that

$$(12) \quad \left\| \mathcal{M} \begin{bmatrix} \tilde{\mathbf{F}} - \tilde{\mathbf{F}}_h \\ \tilde{\mathbf{G}} - \tilde{\mathbf{G}}_h \end{bmatrix} \right\|_{0, \Omega} + \left\| \begin{bmatrix} \tilde{\mathbf{F}} - \tilde{\mathbf{F}}_h \\ \tilde{\mathbf{G}} - \tilde{\mathbf{G}}_h \end{bmatrix} \right\|_{0, \Omega} \leq Ch^r$$

where  $C > 0$  is a constant independent of  $h$ . This is precisely the condition [4, (35)]. Thus, [4, Theorem 12] ensures the claimed statement.  $\square$

**3.3. Eigenfunctions.** The statement established in [4, Corollary 13], provides an insight on how the eigenspace  $\mathcal{E}_J$  in the framework of Theorem 2 is also captured by the trial subspaces  $\mathcal{L}$  as  $h \rightarrow 0$ . Let

$$\text{dist}_1[(\mathbf{F}, \mathbf{G}), \mathcal{E}] = \inf_{\begin{bmatrix} \mathbf{X} \\ \mathbf{Y} \end{bmatrix} \in \mathcal{E}} \left\| \begin{bmatrix} \mathbf{F} - \mathbf{X} \\ \mathbf{G} - \mathbf{Y} \end{bmatrix} \right\|_{\text{curl}, \Omega}$$

be the Hausdorff distance between a given vector

$$\begin{bmatrix} \mathbf{F} \\ \mathbf{G} \end{bmatrix} \in \mathcal{D}_1 \quad \text{and} \quad \mathcal{E} \subseteq \mathcal{D}_1.$$

Denote by

$$\begin{bmatrix} \mathbf{F}_j^\pm(t, h) \\ \mathbf{G}_j^\pm(t, h) \end{bmatrix} \in \mathcal{L}_h$$

the eigenvectors of (7) associated to  $\tau_j^\pm(t)$  respectively and assume that

$$\left\| \begin{bmatrix} \mathbf{F}_j^\pm(t, h) \\ \mathbf{G}_j^\pm(t, h) \end{bmatrix} \right\|_{0, \Omega} = 1.$$

Then, the following result concerning approximation of eigenspaces can be stated.

**Theorem 3.** *Let  $r \in \mathbb{N}$  be fixed. Then,*

$$\lim_{h \rightarrow 0} \text{dist}_1[(\mathbf{F}_j^\pm(t, h), \mathbf{G}_j^\pm(t, h)), \mathcal{E}_J] = 0.$$

*If in addition  $\mathcal{P}^{-1}\mathcal{E}_J \subseteq \mathcal{H}^{r+1}(\Omega)^6$ , then there exist  $C_t^\pm(r) > 0$  such that*

$$\text{dist}_1[(\mathbf{F}_j^\pm(t, h), \mathbf{G}_j^\pm(t, h)), \mathcal{E}_J] \leq C_t^\pm(r)h^r$$

*for  $h$  sufficiently small.*

*Proof.* Proceed as in the proof of Theorem 2 in order to verify the hypotheses of [4, Corollary 13].  $\square$

Convergence of the eigenvalue bounds in Theorem 1 are therefore ensured, in spite of the fact that  $\mathcal{L}$  are spaces of nodal finite elements with no particular mesh structure. Note that this is guaranteed, even in the case where  $\epsilon$  and  $\mu$  are rough, however, since  $\mathcal{P}^{-1}\mathcal{E}_J \not\subseteq \mathcal{H}^{r+1}(\Omega)$ <sup>6</sup> unless these coefficients are smooth themselves, an estimate on the convergence rate in this situation is beyond the scope of Theorem 3. For a highly heterogeneous medium, a deterioration of the convergence speed is to be expected.

We remark that the above analysis relies on the regularity of the eigenspaces associated to the interval  $J$  only. Thus, for non-convex  $\Omega$ , this allows the possibility of approximating eigenvalues associated to regular eigenfunctions with high accuracy, if some a priori information about their location is at hand.

#### 4. A CERTIFIED NUMERICAL STRATEGY

Let us now describe a procedure which, in an asymptotic regime, renders small intervals which are guaranteed to contain spectral points. Convergence will be derived from Theorem 2.

Denote by  $0 < t_{\text{up}} < t_{\text{low}}$  the corresponding parameters  $t$  in the weak problem (7), which are set for computing  $\rho_j^-(t_{\text{low}}, h)$  (lower bounds) and  $\rho_j^+(t_{\text{up}}, h)$  (upper bounds) in the segment  $(t_{\text{up}}, t_{\text{low}})$ . The scheme described next aims at finding intervals of enclosure for the eigenvalues of  $\mathcal{M}$  which lie in this segment, for a prescribed tolerance set by the parameter  $\delta > 0$ . According to Lemma 4 below, these intervals will be certified in the regime  $\delta \rightarrow 0$ .

##### Procedure 1.

###### Input.

- Initial  $t_{\text{up}} > 0$ .
- Initial  $t_{\text{low}} > t_{\text{up}}$  such that  $t_{\text{low}} - t_{\text{up}}$  is fairly large.
- A sub-family  $\mathcal{F}$  of finite element spaces  $\mathcal{L}_h$  as in (6), dense as  $h \rightarrow 0$ .
- A tolerance  $\delta > 0$  fairly small compared with  $t_{\text{low}} - t_{\text{up}}$ .

###### Output.

- A prediction  $\tilde{m}(\delta) \in \mathbb{N}$  of  $\text{Tr } \mathbf{1}_{(t_{\text{up}}, t_{\text{low}})}(\mathcal{M})$ .
- Predictions  $\omega_{j,\delta}^\pm$  of the endpoints of enclosures for the eigenvalues in  $\sigma(\mathcal{M}) \cap (t_{\text{up}}, t_{\text{low}})$ , such that  $0 < \omega_{j,\delta}^+ - \omega_{j,\delta}^- < \delta$  for  $j = 1, \dots, \tilde{m}(\delta)$ .

###### Steps.

a) Set initial  $\mathcal{L}_h \in \mathcal{F}$ .

b) While

$$\rho_{j,h}^+ - \rho_{j,h}^- \geq \delta \text{ or } \rho_{j,h}^- > \rho_{j,h}^+ \text{ for some } j = 1, \dots, \tilde{m},$$

do c) - e).

c) Compute

$$\rho_{j,h}^+ = \rho_j^+(t_{\text{up}}, h) \quad \text{for } j = 1, \dots, \tilde{m}_{\text{up}}$$

where  $\tilde{m}_{\text{up}}$  is such that  $\rho_{\tilde{m}_{\text{up}},h}^+ < t_{\text{low}}$  and

$$\rho_{\tilde{m}_{\text{up}}+1}^+(t_{\text{up}}, h) \geq t_{\text{low}}.$$

d) Compute

$$\rho_{\tilde{m}_{\text{low}}-k+1,h}^- = \rho_k^-(t_{\text{low}}, h) \quad \text{for } k = 1, \dots, \tilde{m}_{\text{low}}$$

where  $\tilde{m}_{\text{low}}$  is such that  $\rho_{\tilde{m}_{\text{low}},h}^- > t_{\text{up}}$  and

$$\rho_{\tilde{m}_{\text{low}}+1}^-(t_{\text{low}}, h) \leq t_{\text{up}}.$$

- e) If  $\tilde{m}_{\text{low}} \neq \tilde{m}_{\text{up}}$ , decrease  $h$ , set new  $\mathcal{L}_h \in \mathcal{F}$  and go back to c). Otherwise set  $\tilde{m} = \tilde{m}_{\text{low}} = \tilde{m}_{\text{up}}$ , decrease  $h$ , set new  $\mathcal{L}_h \in \mathcal{F}$  and continue from b).
- f) Exit with  $\tilde{m}(\delta) = \tilde{m}$  and  $\omega_{j,\delta}^\pm = \rho_{j,h}^\pm$  for  $j = 1, \dots, \tilde{m}$ .

Assume that

$$(t_{\text{up}}, t_{\text{low}}) \cap \sigma(\mathcal{M}) = \{\omega_{k+1}, \dots, \omega_{k+m}\}$$

where

$$m = \text{Tr} \mathbf{1}_{(t_{\text{up}}, t_{\text{low}})}(\mathcal{M}) > 0 \quad \text{and} \quad k \geq 0.$$

A priori, an interval  $(\omega_{j,\delta}^-, \omega_{j,\delta}^+)$  obtained as the output of Procedure 1 is not guaranteed to have a non-empty intersection with the spectrum of  $\mathcal{M}$  or in fact include precisely the eigenvalue  $\omega_{k+j}$ . However, as it is established by the following lemma, the latter is certainly true for  $\delta$  small enough.

**Lemma 4.** *There exist  $t^0 > 0$  and  $\delta_0 > 0$ , ensuring all the next items for all  $t_{\text{low}} \geq t^0$  and  $\delta < \delta_0$ .*

- a) *The conditional loop in Procedure 1 always exits in the regime  $h \rightarrow 0$ .*
- b)  *$m(\delta) = m$ .*
- c)  *$\omega_{j,\delta}^- \leq \omega_{k+j} \leq \omega_{j,\delta}^+$  for all  $j = 1, \dots, m$ .*

*Proof.* Set  $t^0 > \omega_1^+(t_{\text{up}})$  sufficiently large, ensuring  $m \neq 0$  for any  $t_{\text{low}} \geq t^0$ . Since  $\nu_j^+(t_{\text{up}}) = \omega_{k+j} = \nu_{m-j+1}^-(t_{\text{low}})$  for all  $j = 1, \dots, m$ , Theorem 2 alongside with the assumption on  $\mathcal{F}$ , ensures the existence of  $\rho_{j,h}^\pm$  in Procedure 1-c) and d), for all  $j = 1, \dots, m$  whenever  $h$  is small enough. Moreover

$$\rho_{j,h}^+ \downarrow \omega_{k+j} \quad \text{and} \quad \rho_{j,h}^- \uparrow \omega_{k+j} \quad \text{as } h \rightarrow 0$$

as needed. □

If the eigenfunctions of  $\mathcal{M}$  lie in  $\mathcal{H}^{r+1}(\Omega)^6$ , then

$$\rho_{j,h}^+ - \rho_{j,h}^- = O(h^{2r}).$$

This means that the exit rate of the conditional loop in Procedure 1 is also  $O(h^{2r})$  as  $h \rightarrow 0$ .

Observe that in the above procedure, a good choice of  $t_{\text{up}}$  and  $t_{\text{low}}$  has a noticeable impact in performance. See Section 6.3. The results of the recent manuscript [12], suggest<sup>1</sup> that the constants involved in the estimates of Theorem 2 are of order  $|t - \nu_1^\pm(t)|^{-1}$ . Table 6 strongly suggest that the accuracy improves significantly, as  $t_{\text{up}} \downarrow \nu_1^-(t_{\text{up}})$  and  $t_{\text{low}} \uparrow \nu_1^+(t_{\text{low}})$ .

In the subsequent sections we proceed to illustrate the practical applicability of the ideas discussed above by means of several examples. Two canonical references for benchmarks on the Maxwell eigenvalue problem are [17] and [10]. We validate some of our numerical bounds against these benchmarks. Everywhere below we will write  $\omega_j^\pm \equiv \omega_{j,\delta}^\pm$  (see Procedure 1) where  $\delta$  might or might not be specified. In the latter case, we have taken its value small enough to ensure the reported accuracy.

<sup>1</sup>An upper bound is provided in [4, Corollary 11] and the value  $-1$  seems to be the right exponent.

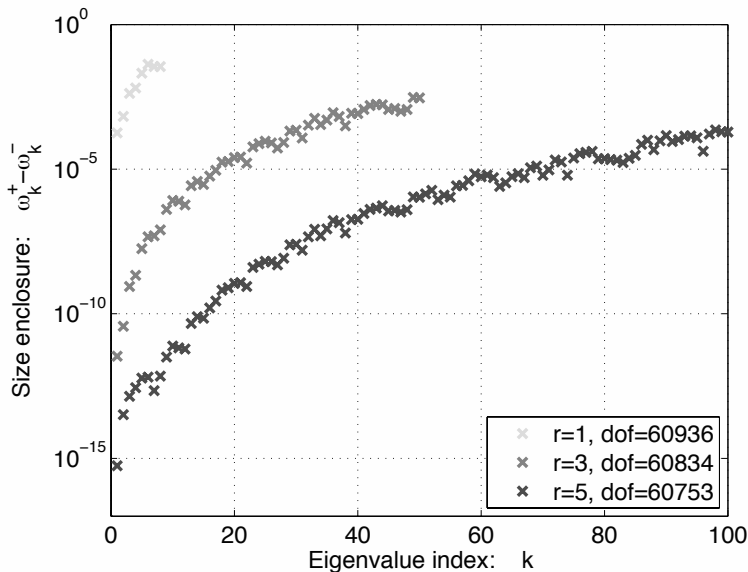


FIGURE 1. Semi-log graph associated to  $\tilde{\Omega}_{\text{sqr}}$ . Vertical axis:  $\omega_k^+ - \omega_k^-$ . Horizontal axis: eigenvalue index  $k$  (not counting multiplicity). Here we consider elements of order  $r = 1, 3, 5$  on unstructured uniform meshes rendering roughly the same number of degrees of freedom. For each  $r$ , we have used exactly the same trial subspace  $\mathcal{L}_h$  for all the eigenvalues.

We consider constant  $\epsilon = \mu = 1$  in sections 5 and 6, and  $\epsilon \neq 1$  with jumps in Section 7.

## 5. CONVEX DOMAINS

The eigenfunctions of (1) and (5) are regular in the interior of a convex domain, see [29, 1]. In this, the best possible case scenario, the method of sections 3 and 4 achieves an optimal order of convergence for finite elements.

Without further mention, the following convention will be in place here and everywhere below. The index  $k$  for eigenvalues and eigenvalue bounds will be used, whenever multiplicities are not counted. Otherwise the index  $j$  (as in previous sections) will be used.

**5.1. The square.** Let  $\tilde{\Omega} \equiv \tilde{\Omega}_{\text{sqr}} = (0, \pi)^2 \subset \mathbb{R}^2$ . The eigenvalues of  $\tilde{\mathcal{M}}$  are  $\omega = \pm\sqrt{l^2 + m^2}$  for  $l, m \in \mathbb{N} \cup \{0\}$ . Pick

$$t_{\text{up}} = \frac{1}{4}\omega_{k-1} + \frac{3}{4}\omega_k \quad \text{and} \quad t_{\text{low}} = \frac{3}{4}\omega_k + \frac{1}{4}\omega_{k+1}$$

to machine precision. In our first experiment we have computed enclosure widths  $\omega_k^+ - \omega_k^-$  for  $k = 1, \dots, 100$  and  $r = 1, 3, 5$ . We have chosen  $h = h(r)$  such that the corresponding trial subspaces have roughly the same dimension  $\approx 61\text{K}$ . We have then found all the eigenvalue bounds for a fixed  $r$ , from exactly the same trial




FIGURE 2. Benchmark spectral approximation for  $\Omega_{\text{sla}}$ . In the table we compute interval of enclosure for the first 10 eigenvalues, by means of an implementation of Procedure 1. The trial spaces are made of Lagrange elements of order  $r = 3$ . The final mesh is the one shown on the right side. Total number of DOF=117102.

subspace. Figure 1 shows the outcomes of this experiment. In the graph, we have excluded enclosures with size above  $10^{-1}$ .

As it is natural to expect, for a fixed  $\mathcal{L}_h$ , the accuracy deteriorates as the eigenvalue counting number increases: high energy eigenfunctions have more oscillations, so their approximation requires a higher number of degrees of freedom. The accuracy increases with the polynomial order. The first 100 eigenvalues are approximated fairly accurately (note that  $\omega_{(k=100)} = \sqrt{261}$  with polynomial order  $r = 5$ ).

**5.2. The slashed cube.** Let  $\Omega \equiv \Omega_{\text{sla}} = (0, \pi)^3 \setminus T \subset \mathbb{R}^3$ , where  $T$  is the closed tetrahedron with vertices  $(0, 0, 0)$ ,  $(\pi/2, 0, 0)$ ,  $(0, \pi/2, 0)$  and  $(0, 0, \pi/2)$ . This domain does not have symmetries allowing a reduction into two-dimensions.

In our first experiment on this region, we determine benchmark eigenvalue enclosures for (1). The table in Figure 2 shows the outcomes of implementing a numerical scheme based on Procedure 1. We have iterated our algorithm for three fixed choices of  $t_{\text{up}}$  and  $t_{\text{low}}$  (third and fourth columns), with  $\delta = 10^{-2}$ . We have picked the family of meshes so that no more than five iterations were required to achieve the needed accuracy. We have chosen trial spaces made out of Lagrange elements of order  $r = 3$ . All the final eigenvalue enclosures have a length of at most  $2 \times 10^{-3}$ . The mesh used in the last iteration is depicted on the left of Figure 2. The parameter  $l$  in this table counts the number of eigenvalues to the right of  $t_{\text{up}}$  or to the left of  $t_{\text{low}}$ , respectively.

From the table, it is natural to conjecture that there is a cluster of eigenvalues at the bottom of the positive spectrum near  $\sqrt{2}$ . The latter is the first positive eigenvalue for  $\Omega \equiv \Omega_{\text{cbe}} = (0, \pi)^3$ , which is of multiplicity 3 for that region. See [4, Section 5.1]. As we deform  $\Omega_{\text{cbe}}$  into  $\Omega_{\text{sla}}$ , it appears that this eigenvalue splits into a single eigenvalue at the bottom of the spectrum and a seemingly double eigenvalue slightly above it. Another cluster occurs at  $\omega_4$  and  $\omega_5$  with strong indication that this is a double eigenvalue. This pair is near  $\sqrt{3}$ , the second eigenvalue for  $\Omega_{\text{cbe}}$ ,

which is indeed double. The next eigenvalues for  $\Omega_{\text{cbe}}$  are 2 and  $\sqrt{5}$  with total multiplicity 5. We conjecture that  $\omega_j$  for  $j = 6, \dots, 10$  are indeed perturbations of these eigenvalues.

For our second experiment on the region  $\Omega_{\text{sla}}$ , we have estimated numerically the electromagnetic fields corresponding to index up to  $j = 6$ . The purpose of the experiment is to set benchmarks for the eigenfunctions on  $\Omega_{\text{sla}}$  and simultaneously illustrate Theorem 3. In Figure 8 we depict the density of electric and magnetic fields,  $|\mathbf{E}|$  and  $|\mathbf{H}|$  both re-scaled to having maximum equal to 1. We also show arrows pointing towards the direction of these fields on  $\partial\Omega_{\text{sla}}$ . The mesh employed for these calculations is the one shown in Figure 2.

It is remarkable that for both experiments on  $\Omega_{\text{sla}}$ , a reasonable accuracy has been achieved even for the fairly coarse mesh depicted.

## 6. NON-CONVEX DOMAINS

The numerical approximation of the eigenfrequencies and electromagnetic fields in the resonant cavity is known to be extremely challenging when the domain is not convex. The main reason for this is the fact that the electromagnetic field might have a singularity and a low degree of regularity at re-entrant corners. See for example the discussion after [29, Lemma 3.56] and references therein.

In some of the examples of this section we consider a mesh adapted to the geometry of the region. However, we do not pursue any specialized mesh refinement strategy. We show below that, even in the case where there is poor approximation due to low regularity of the eigenspace, the scheme in Procedure 1 provides a stable approximation.

### 6.1. A re-entrant corner in two dimensions. The region

$$\tilde{\Omega} \equiv \tilde{\Omega}_L = (0, \pi)^2 \setminus [0, \pi/2]^2 \subset \mathbb{R}^2$$

is a classical benchmark domain both for the Maxwell and the Helmholtz problems, and it has been extensively examined in the past. Numerical computations for the eigenvalues of  $\tilde{\mathcal{M}}$ , via an implementation based on a mixed formulation of (5) and edge finite elements, were reported in [10, Table 5]. See also [17]. We now show estimation of sharp enclosures for these eigenvalues by means of the method described in sections 5 and 6.

For the next set of experiments we consider unstructured triangulations of the domain, refined around the re-entrant corner  $(\pi/2, \pi/2) \in \partial\tilde{\Omega}_L$ . The polynomial order is set to  $r = 3$ . Figures 3, 4 and 9 summarize our findings.

We produced the table in Figure 3 by implementing Procedure 1 in the same fashion as for the case of  $\Omega_{\text{sla}}$  described previously. For comparison, in the second column of this table we have included the benchmark eigenvalue estimations found in [10] and [17]. Note that some of the approximations made by means of the mixed formulation are lower bounds of the true eigenvalues, and some (see the row for  $j = 9$  in the table) are upper bounds. This confirms that the latter approach is in general un-hierarchical as previously suggested in the literature.

From the third column of the table, it is clear that the accuracy depends on the regularity of the corresponding eigenspaces. The eigenfunctions associated to  $\omega = 2$  and  $\omega = \sqrt{8}$  are found by the translation and gluing in an appropriate fashion, of eigenfunctions in the sub-region  $\tilde{\Omega} = (0, \pi/2)^2 \subset \tilde{\Omega}_L$ . These eigenfunctions are smooth in the interior of  $\tilde{\Omega}_L$  and they achieve a maximum order of convergence.

$j$	$\omega_j$ from [10] (from [17])	$\omega_j^\pm$	$t_{\text{up}}(l)$	$t_{\text{low}}(l)$
1	0.768192684 (0.773334985176)	$0.773334\frac{991}{694}$	0.1 (1)	2.1 (4)
2	1.196779010 (1.19678275574)	$1.1967827557\frac{761}{026}$	0.1 (2)	2.1 (3)
3	1.999784988 (2.0000000000)	$\frac{2.00000000064}{1.99999999933}$	1.5 (1)	2.5 (4)
4	1.999784988 (2.0000000000)	$\frac{2.00000000067}{1.99999999936}$	1.5 (2)	2.5 (3)
5	2.148306309 (2.14848368266)	$2.14848368\frac{365}{199}$	1.5 (3)	3.1 (5)
6	2.252760528	$2.25729\frac{896}{776}$	1.5 (4)	3.1 (4)
7	2.828075317	$2.8284271\frac{354}{186}$	1.5 (5)	3.7 (4)
8	2.938491109	$2.94671\frac{343}{112}$	1.5 (6)	3.7 (3)
9	3.075901493	$3.0758929\frac{738}{571}$	1.5 (7)	3.7 (2)
10	3.390427701	$3.3980\frac{724}{676}$	1.5 (8)	3.7 (1)

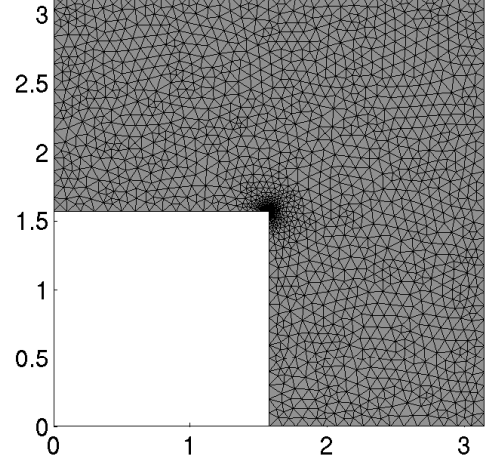


FIGURE 3. Enclosures for the first 10 positive eigenvalues of  $\tilde{\mathcal{M}}$  on  $\tilde{\Omega}_L$ . The next eigenvalue is above 3.7. Here Procedure 1 has been implemented on Lagrange elements of order 3. The final mesh shown on the right has a number of DOF=56055. The mesh has a maximum element size  $h = 0.1$  and has been refined at  $(\pi/2, \pi/2) \in \partial\tilde{\Omega}_L$ . For comparison on the second column we include the eigenvalue estimations found in [10] and [17].

The eigenfunctions associated to  $\omega_1$  and  $\omega_2$ , on the other hand, are singular at the re-entrant corner. Moreover, the electric field component for index  $j = 1$  is known to be outside  $\mathcal{H}^1(\Omega_L)^2$  while that for index  $j = 2$  is in  $\mathcal{H}^1(\tilde{\Omega}_L)^2$ . This explains the significant gain in accuracy in the calculation of  $\omega_2$  with respect to the one for  $\omega_1$ . Here the computation of the eigenvalues with smooth eigenspace ( $j = 3, 4$  or  $7$ ) is less accurate than that for the index  $j = 2$ , because of the mesh chosen.

Figure 4 depicts in log-log scale residuals versus maximum element size. We have considered here Lagrange elements of order  $r = 3$  and  $r = 5$ . The hierarchy of meshes (not shown) was chosen unstructured, but with an uniform distribution of nodes. Since the eigenfunctions associated to  $\omega_1$  and  $\omega_2$  have a limited regularity, then there is no noticeable improvement on the convergence order as  $r$  changes from 3 to 5. Since the third eigenfunction is smooth, it does obey the estimate (8).

Benchmark approximated eigenfunctions are depicted in Figure 9. The mesh employed to produce these graphs is the one shown on the right of Figure 3. As some of the electric fields have a singularity at  $(\pi/2, \pi/2) \in \partial\tilde{\Omega}_L$  we have re-scaled each individual plot to a range in the interval  $[0, 1]$ .

**6.2. The Fichera domain.** In this next experiment we consider the region

$$\Omega \equiv \Omega_F = (0, \pi)^3 \setminus [0, \pi/2]^3 \subset \mathbb{R}^3.$$

See also [4, §5.2] for related results.

The table on right of Figure 5 shows numerical estimation of the first 15 positive eigenvalues. Here we have fixed  $t_{\text{up}} = 0.1$  and  $t_{\text{low}} = 2.8$ . We have considered

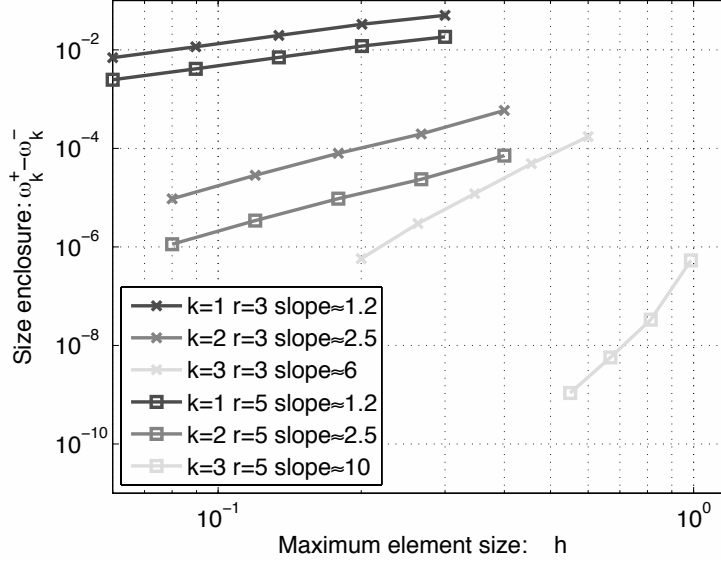


FIGURE 4. Compared order of approximation for different eigenvalues in the region  $\tilde{\Omega}_L$ . The log-log plot shows residual versus maximum element size  $h$  for the calculation of enclosures for  $\omega_j$  where  $j = 1, 2, 3$  and  $\mathcal{L}$  is generated by Lagrange elements of order  $r = 3$  and  $r = 5$ . Note that  $(\mathbf{E}, H) \notin \mathcal{H}^s(\Omega_L)^3$  for  $j = 1$  and  $s = 1$ , and for  $j = 2$  and  $s = 1.5$ . On the other hand, for  $j = 3$  we have  $(\mathbf{E}, H)$  smooth, as the eigenfunction is also solution of (1) on a square of side  $\pi/2$ .

meshes refined along the re-entrant edges. The final mesh is shown on the left side of Figure 5. We have stopped the algorithm when the tolerance  $\delta = 0.03$  has been achieved. However, note that the accuracy is much higher for the indices  $j = 2, 3, 9, 10, 11, 13, 14, 15$ .

Figure 10 includes the corresponding approximated eigenfunctions. The mesh employed for this calculation is the same as that of Figure 5.

**6.3. A non-Lipschitz domain.** As mentioned earlier, for a single trial space  $\mathcal{L}$ , the accuracy of the eigenvalue bounds established in Theorem 1 depends on the position of  $t$  relative to adjacent components of the spectrum. In this experiment we demonstrate that this dependence might vary significantly with  $t$ . The numerical evidence below suggests that a good choice of  $t_{\text{up}}$  and  $t_{\text{low}}$  plays a major role in the design of efficient algorithms for eigenvalue calculation based on this method.

Let  $\tilde{\Omega} \equiv \tilde{\Omega}_{\text{cut}} = (0, \pi)^2 \setminus S$  for  $S = [\pi/2, \pi] \times \{\pi/2\}$ . Benchmarks [17] on the eigenvalues of (5) are found by means of solving numerically the corresponding Neumann Laplacian problem.

The first seven positive eigenvalues are

$$\begin{aligned} \omega_1 &\approx 0.647375015, \omega_2 = 1, \omega_3 \approx 1.280686161, \\ \omega_4 = \omega_5 = 2, \omega_6 &\approx 2.096486081 \quad \text{and} \quad \omega_7 \approx 2.229523505. \end{aligned}$$

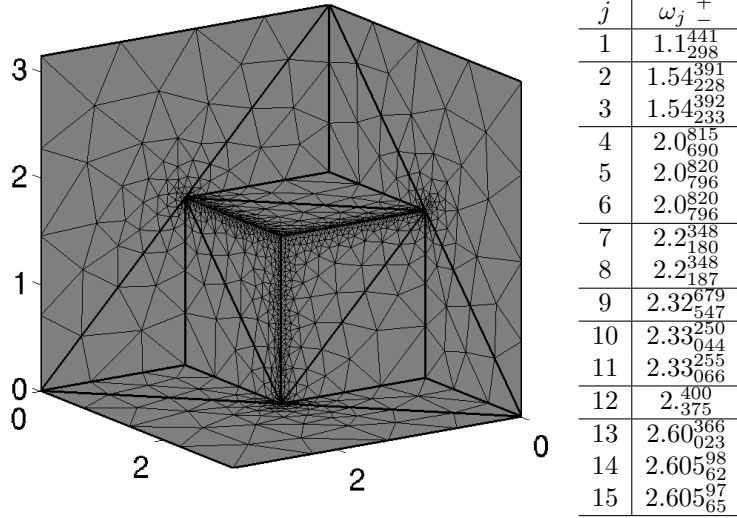


FIGURE 5. Spectral enclosures for the Fichera domain  $\Omega_F$ . Here we have fixed  $t_{\text{up}} = 0.1$  and  $t_{\text{low}} = 2.8$ . The final mesh in the iteration is shown on the left side. Its number of DOF=347460.

RF	DOF	$t_{\text{low}} = 1.95$ ( $l = 1 \omega_3^-$ )	$t_{\text{low}} = 2.05$ ( $l = 3 \omega_3^-$ )	$t_{\text{up}} = 1.05$ ( $l = 1 \omega_3^+$ )	$t_{\text{up}} = 0.7$ ( $l = 3 \omega_3^+$ )
1	4143	1.24764	1.26640	1.50395	1.3436
0.1	9648	1.25029	1.26830	1.49282	1.3336
0.01	74226	1.25063	1.26846	1.48899	1.3274

FIGURE 6. Dependence of the accuracy of the bounds from Theorem 1 on the choice of  $t$  for the region  $\tilde{\Omega}_{\text{cut}}$ . It is preferable to pick  $t_{\text{up}}$  and  $t_{\text{low}}$  as far as possible from  $\omega$ , than to increase the dimension of the trial subspace.

The eigenfunctions associated to  $\omega_2$ ,  $\omega_4$  and  $\omega_5$  are smooth, as they are also eigenfunctions on  $\tilde{\Omega}_{\text{sqr}}$ . On the other hand,  $\omega_1$  and  $\omega_3$  correspond to singular eigenfunctions. Standard nodal elements are completely unsuitable for the computation of these eigenvalues, even with a significant refinement of the mesh on  $S$ .

The table in Figure 6 shows computation of  $\omega_3^\pm$  on a mesh that is increasingly refined at  $S$  with a factor RF for two pairs of choices of  $t_{\text{up}}$  and  $t_{\text{low}}$ . Here  $h = 0.1$  and we consider Lagrange elements of order  $r = 1$ . The choice of  $t_{\text{up}}$  and  $t_{\text{low}}$  further from  $\omega_3$ , even with the very coarse mesh, provides a sharper estimate of  $\omega_3^\pm$  than the other choices even with a finer mesh.

## 7. THE TRANSMISSION PROBLEM

In this final example, we consider a non-constant electric permittivity. Let

$$\begin{aligned} \Omega_{\text{sqr},1} &= \left(0, \frac{\pi}{2}\right) \times \left(0, \frac{\pi}{2}\right) & \Omega_{\text{sqr},2} &= \left(\frac{\pi}{2}, \pi\right) \times \left(\frac{\pi}{2}, \pi\right) \\ \Omega_{\text{sqr},3} &= \left(\frac{\pi}{2}, \pi\right) \times \left(0, \frac{\pi}{2}\right) & \text{and} & \quad \Omega_{\text{sqr},4} &= \left(0, \frac{\pi}{2}\right) \times \left(\frac{\pi}{2}, \pi\right). \end{aligned}$$

$j$	$\omega_j$ from [17]	$\omega_j^+$	$l$	up	low
1	1.15954813181	$1.159_{256}^{555}$	1	85	
2	1.16804100636	$1.16_{770}^{807}$	2	84	
3	1.5834295853	$1.5834_{229}^{453}$	3	83	
4	2.3757369919	$2.375_{452}^{788}$	4	82	
5	2.4724291674	$2.472_{212}^{479}$	5	81	
6	2.5288205712	$2.528_{634}^{884}$	6	80	
7	2.7487894882	$2.748_{693}^{868}$	7	79	
8	3.2334726763	$3.23_{280}^{362}$	8	78	
9	3.47832176265	$3.47_{775}^{8478}$	9	77	
10	3.51802898831	$3.51_{718}^{822}$	10	76	

FIGURE 7. Enclosures for the first 10 positive eigenvalues of  $\tilde{\mathcal{M}}$  for the transmission problem (Section 7). For comparison, on the second column we include the upper bounds found in [17]. Here the trial subspace is made out of Lagrange elements of order 1,  $t_{\text{up}} = 10^{-9}$  and  $t_{\text{low}} = 11.74$ . The mesh employed was constructed in an unstructured fashion in the four sub-domains  $\tilde{\Omega}_{\text{sqr},l}$ . The maximum element size is set to  $h = .01$  and the total number of DOF=399720.

so that

$$\overline{\tilde{\Omega}_{\text{sqr}}} = \overline{\bigcup_{l=1}^4 \tilde{\Omega}_{\text{sqr},l}}.$$

Set  $\mu = 1$  and

$$\epsilon(x) = \begin{cases} 1 & x \in \Omega_{\text{sqr},1} \cup \Omega_{\text{sqr},2} \\ \frac{1}{2} & x \in \Omega_{\text{sqr},3} \cup \Omega_{\text{sqr},4}. \end{cases}$$

Numerical estimations of the eigenvalues of  $\tilde{\mathcal{M}}$  on  $\tilde{\Omega} \equiv \overline{\tilde{\Omega}_{\text{sqr}}}$  for this data were found in [17].

We have set the experiment reported in Figure 7, on a family of meshes (not shown), which is unstructured but of equal maximum element sizes in each one of the subdomains  $\tilde{\Omega}_{\text{sqr},l}$ . We implemented Procedure 1 as discussed previously, with fix  $t_{\text{up}} = 10^{-9}$  and  $t_{\text{low}} = 11.74$ . For comparison, in the second column of the table we have included the benchmark upper bounds from [17].

As we pointed out in sections 5 and 6, accuracy depends on the regularity of the corresponding eigenspace. Moreover, finding conclusive lower bounds for the ninth and tenth eigenvalues turns out to be extremely expensive, if  $t_{\text{low}} \approx 3.5$ . Observe that, from the reproduced values in the second column of the table, these two eigenvalues form a cluster of multiplicity 2. It seems that in fact they are part of a larger cluster. The resulting narrow gap from this cluster seems to be the cause of the dramatic deterioration in accuracy. Recall the observations made in Section 6.3.

The data has a natural symmetry with respect to the diagonals of  $\tilde{\Omega}_{\text{sqr}}$ . Four types of eigenvectors arise from these symmetries, and the analytical problem reduces to four different eigen-problems which give rise to degenerate eigenspaces. As we are not considering a mesh that completely respects these symmetries, the multiplicities arising from them are not shown completely in the numerics.

In order to find reasonable bounds for  $\omega_9$  and  $\omega_{10}$ , we had to resource to exploiting the fact that  $\rho_j^-(t, h)$  is locally non-increasing in  $t$ , and it respects ordering in  $j$ . An analytical proof of this property is achieved by extending to the indefinite case the results of [12, §3], but in the present context we have examined them only from a numerical perspective. Note that, when  $t_{\text{low}}$  is near to cross an eigenvalue,  $\rho_j^-(t_{\text{low}}, h)$  jumps. These jumps appear to be small (respecting the order of the  $j$ ) as long as the subspace captures well the eigenvectors. This effect will disappear eventually as we increase  $t_{\text{low}}$  further, due to the fact that  $\mathcal{L}$  is finite-dimensional. In our experiments, we have determined that  $t = t_{\text{low}} \approx 11.74$  is near to optimal for the trial subspaces employed. Note that  $t_{\text{low}} = 11.74$  gives 85 eigenvalues in the segment  $(10^{-9}, 11.74)$  for these trial subspaces.

## ACKNOWLEDGEMENTS

We kindly thank Université de Franche-Comté, University College London and the Isaac Newton Institute for Mathematical Sciences, for their hospitality. Funding was provided by the British-French project PHC Alliance (22817YA), the British Engineering and Physical Sciences Research Council (EP/I00761X/1 and EP/G036136/1) and the French Ministry of Research (ANR-10-BLAN-0101).

## REFERENCES

- [1] C. AMROUCHE, C. BERNARDI, M. DAUGE, AND V. GIRAULT, Vector potentials in three-dimensional non-smooth domains, Math. Methods Appl. Sci., 21 (1998), pp. 823–864.
- [2] D. ARNOLD, R. FALK, AND R. WINTHER, Finite element exterior calculus: from hodge theory to numerical stability, Bulletin of the American Mathematical Society, 47 (2010), pp. 281–354.
- [3] G. BARRENECHEA, L. BOULTON, AND N. BOUSSAÏD, Some remarks on the spectral properties of the maxwell operator on rough domains and domains with symmetries, in preparation.
- [4] G. BARRENECHEA, L. BOULTON, AND N. BOUSSAÏD, Eigenvalue Enclosures, Preprint 2013. *arXiv:1306.5354*.
- [5] H. BEHNKE, Lower and upper bounds for sloshing frequencies, Inequalities and Applications, (2009), pp. 13–22.
- [6] H. BEHNKE AND U. MERTINS, Bounds for eigenvalues with the use of finite elements, Perspectives on Enclosure Methods, (2001), p. 119.
- [7] P. BERNHARD AND A. RAPAPORT, On a theorem of Danskin with an application to a theorem of von Neumann-Sion, Nonlinear Anal., 24 (1995), pp. 1163–1181.
- [8] M. BIRMAN AND M. SOLOMYAK, The self-adjoint Maxwell operator in arbitrary domains, Leningrad Math. J, 1 (1990), pp. 99–115.
- [9] D. BOFFI, Finite element approximation of eigenvalue problems, Acta Numer., 19 (2010), pp. 1–120.
- [10] D. BOFFI, P. FERNANDES, L. GASTALDI, AND I. PERUGIA, Computational models of electromagnetic resonators: analysis of edge element approximation, SIAM J. Numer. Anal., 36 (1999), pp. 1264–1290 (electronic).
- [11] A. BONITO AND J.-L. GUERMOND, Approximation of the eigenvalue problem for the time harmonic Maxwell system by continuous Lagrange finite elements, Math. Comp., 80 (2011), pp. 1887–1910.
- [12] L. BOULTON AND A. HOBINY, On the quality of complementary bounds for eigenvalues, Preprint 2013. *arXiv:1311.5181*.
- [13] L. BOULTON AND M. STRAUSS, Eigenvalue enclosures for the MHD operator, BIT Numer. Math., 52 (2012), pp. 801–825.
- [14] J. H. BRAMBLE, T. V. KOLEV, AND J. E. PASCIAK, The approximation of the Maxwell eigenvalue problem using a least-squares method, Math. Comp., 74 (2005), pp. 1575–1598 (electronic).

- [15] A. BUFFA, P. CIARLET, AND E. JAMELOT, Solving electromagnetic eigenvalue problems in polyhedral domains, *Numer. Math.*, 113 (2009), pp. 497–518.
- [16] F. CHATELIN, Spectral Approximation of Linear Operators, Academic Press, New York, 1983.
- [17] M. DAUGE, Computations for Maxwell equations for the approximation of highly singular solutions, 2004, <http://perso.univ-rennes1.fr/monique.dauge/benchmax.html>.
- [18] E. B. DAVIES, Spectral enclosures and complex resonances for general self-adjoint operators, *LMS J. Comput. Math*, 1 (1998), pp. 42–74.
- [19] ———, A hierarchical method for obtaining eigenvalue enclosures, *Math. Comp.*, 69 (2000), pp. 1435–1455.
- [20] E. B. DAVIES AND M. PLUM, Spectral pollution, *IMA J. Numer. Anal.*, 24 (2004), pp. 417–438.
- [21] A. ERN AND J.-L. GUERMOND, Theory and practice of finite elements, vol. 159 of *Applied Mathematical Sciences*, Springer-Verlag, New York, 2004.
- [22] V. GIRAULT AND P.-A. RAVIART, Finite element methods for Navier-Stokes equations, vol. 5 of *Springer Series in Computational Mathematics*, Springer-Verlag, Berlin, 1986. Theory and algorithms.
- [23] F. Goerisch. Eine Verallgemeinerung eines Verfahrens von N. J. Lehmann zur Einschließung von Eigenwerten. *Wiss. Z. Tech. Univ. Dres.*, 29:429–431, 1980.
- [24] F. GOERISCH AND J. ALBRECHT, The convergence of a new method for calculating lower bounds to eigenvalues, in *Equadiff 6* (Brno, 1985), vol. 1192 of *Lecture Notes in Math.*, Springer, Berlin, 1986, pp. 303–308.
- [25] F. Goerisch and H. Haunhorst. Eigenwertschranken für Eigenwertaufgaben mit partiellen Differentialgleichungen. *Z. Angew. Math. Mech.*, 65(3):129–135, 1985.
- [26] N. J. Lehmann. Beiträge zur numerischen Lösung linearer Eigenwertprobleme. Parts I. *Z. Angew. Math. Mech.*, 29:341–356, 1949.
- [27] N. J. Lehmann. Beiträge zur numerischen Lösung linearer Eigenwertprobleme. Parts II. *Z. Angew. Math. Mech.*, 30:1–6, 1950.
- [28] H. J. Maehly. Ein neues Verfahren zur gendherten Berechnung der Eigenwerte hermitescher Operatoren. *Helv. Phys. Acta*, 25:547–568, 1952.
- [29] P. MONK, Finite element methods for Maxwell’s equations, Clarendon Press, Cambridge, 2003.
- [30] G. STRANG AND G. FIX, An Analysis of the Finite Element Method, Prentice Hall, London, 1973.
- [31] H. F. WEINBERGER, Variational Methos for Eigenvalue Approximation, Society for Industrial and Applied Mathematics, Philadelphia, 1974.
- [32] S. ZIMMERMANN AND U. MERTINS, Variational bounds to eigenvalues of self-adjoint eigenvalue problems with arbitrary spectrum, *Z. Anal. Anwendungen*, 14 (1995), pp. 327–345.

DEPARTMENT OF MATHEMATICS AND STATISTICS, UNIVERSITY OF STRATHCLYDE, 26 RICHMOND STREET, GLASGOW G1 1XH, SCOTLAND

*E-mail address:* gabriel.barrenechea@strath.ac.uk

DEPARTMENT OF MATHEMATICS AND MAXWELL INSTITUTE FOR MATHEMATICAL SCIENCES, HERIOT-WATT UNIVERSITY, EDINBURGH, EH14 4AS, UK

*E-mail address:* L.Boulton@hw.ac.uk

DÉPARTEMENT DE MATHÉMATIQUES, UNIVERSITÉ DE FRANCHE-COMTÉ, BESANÇON, FRANCE

*E-mail address:* nboussai@univ-fcomte.fr

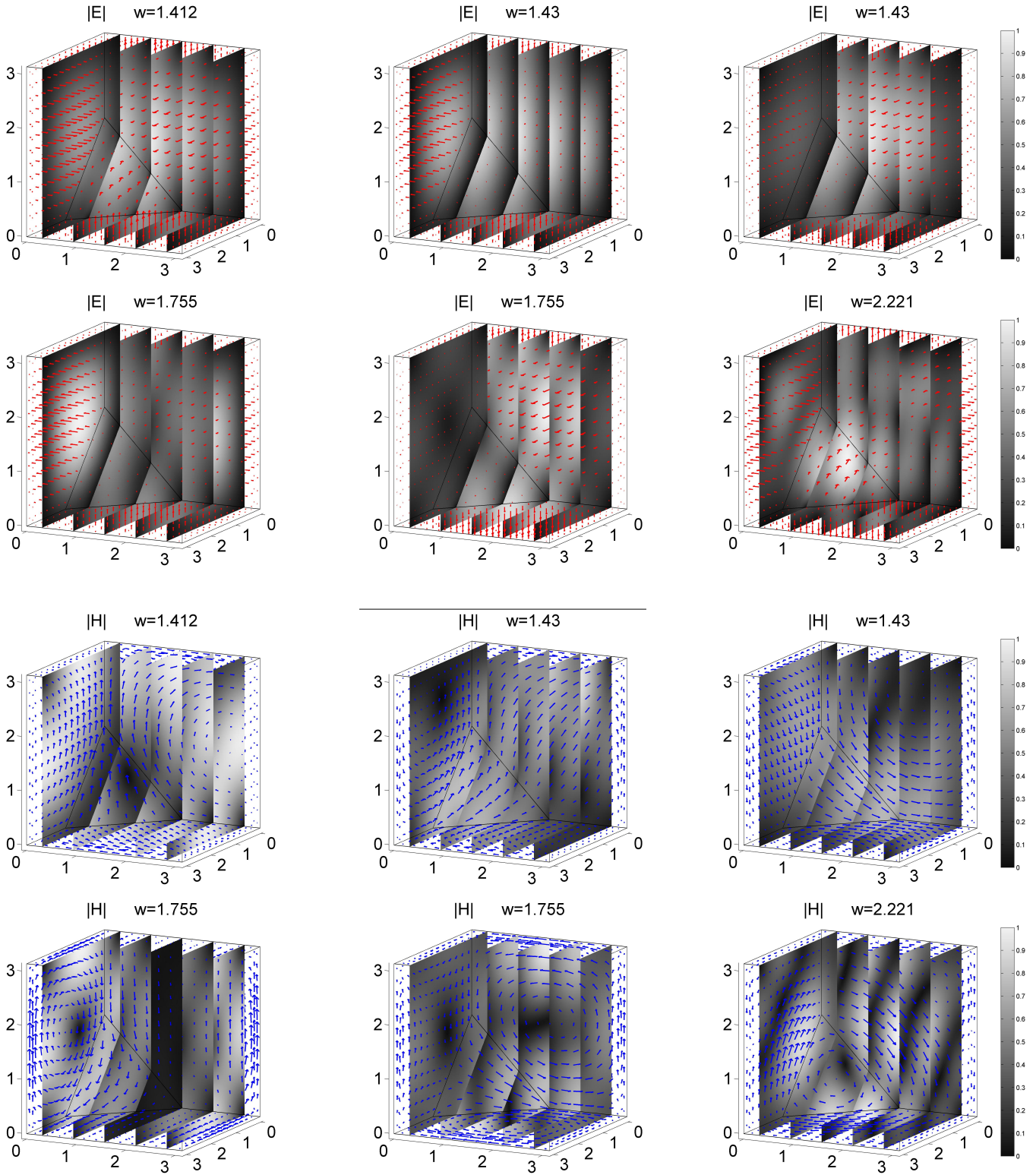


FIGURE 8. The first six eigenfunctions on  $\Omega_{\text{sla}}$  for the first six positive eigenvalues. Densities  $|E|$  (top) and  $|H|$  (bottom). Corresponding arrow fields  $E$  (red) and  $H$  (blue) on  $\partial\Omega_{\text{sla}}$ .




FIGURE 9. Eigenfunctions on  $\tilde{\Omega}_L$  associated to the first eight positive eigenvalues. Densities  $|E|$  (top) and  $|H|$  (bottom). Corresponding arrow fields  $\mathbf{E}$ . We have re-scaled each individual density to have as maximum the value 1.

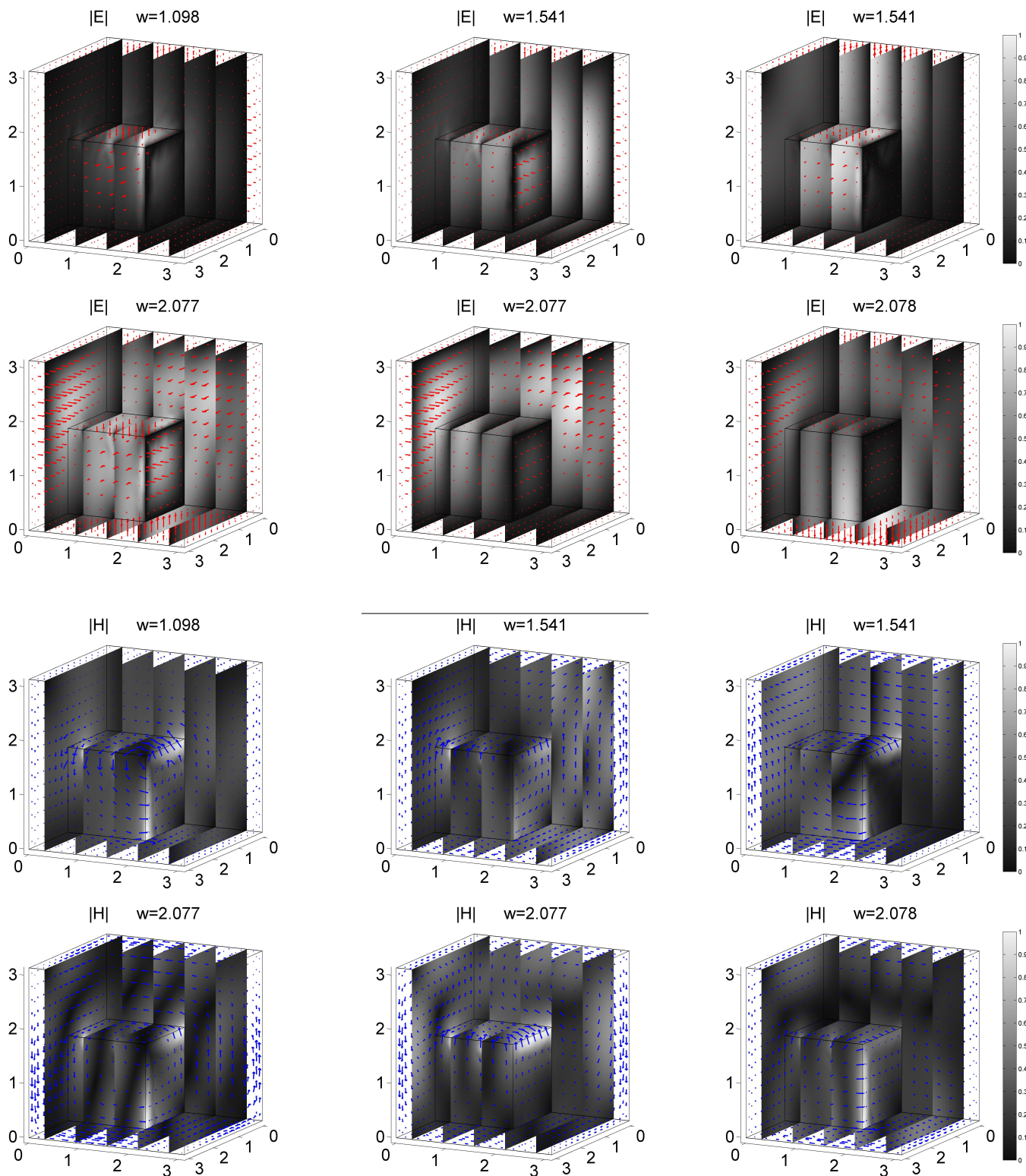


FIGURE 10. The first six eigenfunctions on  $\Omega_F$  for the first six positive eigenvalues. Densities  $|E|$  (top) and  $|H|$  (bottom). Corresponding arrow fields  $E$  (red) and  $H$  (blue) on  $\partial\Omega_F$ .