



HAL
open science

A comparison of homogenization and direct techniques for the treatment of roughness in incompressible lubrication

Malal Kane, Benyebka Bou-Saïd

► **To cite this version:**

Malal Kane, Benyebka Bou-Saïd. A comparison of homogenization and direct techniques for the treatment of roughness in incompressible lubrication. *Journal of Tribology*, 2004, 126, pp.733-737. 10.1115/1.1792699 . hal-00943949

HAL Id: hal-00943949

<https://hal.science/hal-00943949>

Submitted on 19 Jan 2022

HAL is a multi-disciplinary open access archive for the deposit and dissemination of scientific research documents, whether they are published or not. The documents may come from teaching and research institutions in France or abroad, or from public or private research centers.

L'archive ouverte pluridisciplinaire **HAL**, est destinée au dépôt et à la diffusion de documents scientifiques de niveau recherche, publiés ou non, émanant des établissements d'enseignement et de recherche français ou étrangers, des laboratoires publics ou privés.



Distributed under a Creative Commons Attribution - NonCommercial 4.0 International License

Comparison of Homogenization and Direct Techniques for the Treatment of Roughness in Incompressible Lubrication

Malal Kane

Laboratoire de Dynamique des Machines et des Structures

Benyebka Bou-Said

Laboratoire de Mécanique des Contacts et des Solides

Institut National des Sciences Appliquées de Lyon,
69621 Villeurbanne, France

Homogenization is a formal mathematical two-scale averaging process that can be applied to roughness problems and can replace previous heuristic averaging procedures, which have sometimes led to ambiguous results. This procedure was previously mathematically developed and applied to compressible flow problems. The purpose of this paper is the development of a special form of Reynolds equation for such homogenized conditions applied to the incompressible Newtonian case. The equation allows the calculation of the operating characteristics of a contact by taking into account the local geometry of surfaces while making a substantial improvement in computing time. The method allows for the study of rough surfaces, but requires considerably fewer calculated points than for traditional deterministic discretization methods.

1 Introduction

An understanding of the influence of roughness on the surface of machine elements during lubrication can contribute to an improvement of the performance of the device and an increase in the lifespan of the mechanism. In turn, proper prediction of the performance of a lubricated contact depends on a rigorous characterization of the involved surfaces and on a sufficiently accurate representation of the lubricant flow behavior. When the operating conditions are severe, i.e., the fluid films are very thin, the effect of roughness is all the more significant.

As is well known, the development of the theory of lubrication for thin films first appeared in 1886 with the mathematical model established by Reynolds. The governing equation, which can be written in various forms, is a second-order elliptic partial differential equation for the pressure, with the surface film shape entering as part of known variable coefficients. The Reynolds equation does not usually admit to analytical solutions, and the complexity of surfaces due to roughness is one of many complications that require numerical approaches. In this study, our contribution is to set up a new model that takes into account the surface roughness phenomena by using a new technique of calculation known as *homogenization*, which will be explained shortly. Taking into account the roughness of surfaces in the study of lubrication can be done considering the statistical parameters of roughness. There are a number of papers in the literature that could be characterized as using stochastic analysis [1–14] (considering some sort of averaged surface properties), and another group that uses deterministic analysis of a specific surface description [15–20]. For our concerns, we introduce a third methodology called homogenized analysis [21–23], which amounts to dividing the problem into two parts: a local problem (i.e., the roughness) and a homogenized problem for the global properties. This approach will be discussed to illustrate its advantages as well as its disadvantages compared to the others.

2 Homogenization Analysis

The approach of homogenization amounts to rewriting the problem as two others: a *local problem* and a *homogenized prob-*

lem. The coefficients of the homogenized problem depend on the solution of the local problem. The difficulty of this technique lies in the decoupling of the two problems, starting from the homogenized problem because of the presence of nonlinearities. The coefficients of the homogenized problem can be calculated only after treatment of the former.

In 2000, this technique was developed and was applied to the compressible Reynolds equation by Buscaglia and Jai [21]. It was further revealed that this method is well adapted to the problems with an anisotropic roughness [22,23]. It is also a technique that does not require a very fine grid account for the effect of roughness. Roughness is taken into account during the calculation of the local problem, where less computing time is required compared to deterministic techniques. To see the advantages of this approach, Fig. 1 is shown, based on the compressible flow analysis of Jai and Bou-Sai [23].

From this figure we can observe that the stochastic analysis does not capture the directional aspect of the roughness (i.e., the pressure is symmetric about the midplane). As for the deterministic analysis, it accurately portrays the pressure shape, but requires a very high number of discretization points to do so. On the other hand, the results obtained from homogenized analysis accurately capture the shape and magnitude of the pressure field but with considerably less numerical effort.

In Sec. 3, this technique will be applied to a Newtonian incompressible flow analysis to obtain the homogenized Reynolds equation.

3 Homogenized Reynolds Equation

We begin with the incompressible Reynolds equation

$$\nabla \cdot (h^3 \nabla p) = \Lambda \frac{\partial h}{\partial x_1} \quad (1)$$

where $p(x,y)$ is the pressure, $h(x,y)$ the film thickness, the viscosity is μ , sliding occurs only in the x direction at speed V , and $\Lambda = 6\mu V$. The coordinates of the Cartesian reference system are $x = x_1$, $y = x_2$, $z = x_3$, and the domain is $\Omega = (x_1, x_2)$ (see Fig. 2). We introduce the concept of local coordinates by writing

$$h(x_1, x_2) = h_0(x_1, x_2) + \delta \left(\frac{x_1}{\varepsilon}, \frac{x_2}{\varepsilon} \right) \quad (2)$$

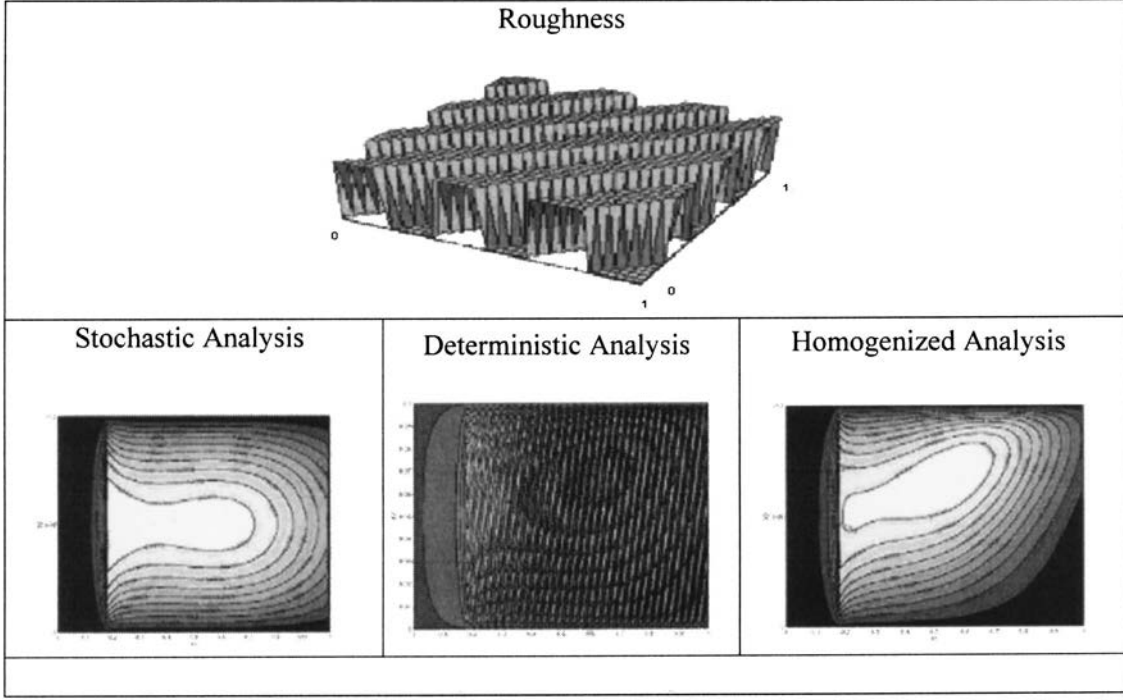


Fig. 1 Comparison of roughness methodologies—dimensionless pressure

The symbol h_0 denotes the global film thickness, and δ is the roughness contribution. The latter is a periodic function of period $\varepsilon = 1/n_r$, where n_r is the “roughness number” or the number of roughness cycles across the contact (in an order-of-magnitude sense).

Let us introduce the concept of local variables setting $(\xi_1, \xi_2) = (x_1/\varepsilon, x_2/\varepsilon)$ and make an asymptotic development of the pressure by writing

$$p(x_1, x_2) = p_0(x_1, x_2) + \varepsilon p_1(x_1, x_2, \xi_1, \xi_2) + \varepsilon^2 p_2(x_1, x_2, \xi_1, \xi_2) + \dots \quad (3)$$

where p_1, p_2, \dots are periodic functions of the variables (ξ_1, ξ_2) . We use the following rule of differentiation

$$\frac{\partial}{\partial x_i} = \frac{\partial}{\partial x_i} + \frac{1}{\varepsilon} \frac{\partial}{\partial \xi_i} \quad (4)$$

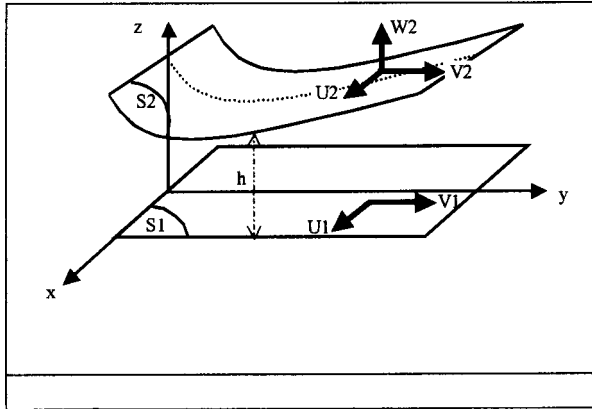


Fig. 2 Schematic of film coordinates

and substitute Eq. (3) into Eq. (1). We then gather terms of power of ε and obtain the following equations for powers ε^0 , ε^1 , and ε^2 , respectively:

$$\begin{aligned} \frac{\partial}{\partial x_1} \left[h^3 \left(\frac{\partial p_0}{\partial x_1} + \frac{\partial p_1}{\partial \xi_1} \right) \right] + \frac{\partial}{\partial x_2} \left[h^3 \left(\frac{\partial p_0}{\partial x_2} + \frac{\partial p_1}{\partial \xi_2} \right) \right] \\ = \Lambda \frac{\partial h}{\partial x_1} - \nabla_{\xi} \cdot (h^3 \nabla_x p_1) \end{aligned} \quad (5)$$

$$\nabla_{\xi} \cdot (h^3 \nabla_{\xi} p_1) = \Lambda \frac{\partial h}{\partial \xi_1} - \nabla_{\xi} h^3 \cdot \nabla_x p_0 \quad (6)$$

$$\nabla_x \cdot (h^3 \nabla_x p_1) = 0 \quad (7)$$

with ∇_x and ∇_{ξ} , respectively, equivalent to $(\partial/\partial x_1, \partial/\partial x_2)$ and $(\partial/\partial \xi_1, \partial/\partial \xi_2)$. To uncouple p_0 and p_1 the following *local* problems are considered in terms of the roughness coordinates and the auxiliary variables w_1 , w_2 , and w_3 ,

$$-\nabla_{\xi} \cdot (h^3 \nabla_{\xi} w_1) = \frac{\partial h^3}{\partial \xi_1} \quad -\nabla_{\xi} \cdot (h^3 \nabla_{\xi} w_2) = \frac{\partial h^3}{\partial \xi_2} \quad (8)$$

$$\nabla_{\xi} \cdot (h^3 \nabla_{\xi} w_3) = \Lambda \frac{\partial h}{\partial \xi_1}$$

The boundary conditions for the local problems are that w_1 , w_2 , and w_3 equal zero on the boundary and are periodic functions. The following relation is postulated to exist between p_1 , w_1 , w_2 , and w_3 and the partial derivatives of p_0 :

$$p_1 = w_1 \frac{\partial p_0}{\partial x_1} + w_2 \frac{\partial p_0}{\partial x_2} + w_3 + C(x_1, x_2) \quad (9)$$

By substituting this expression in Eq. (5) and integrating with respect to ξ , we obtain the homogenized Reynolds equation:

$$-\nabla \cdot ([A] \nabla p_0) = \nabla \cdot [\theta] \quad \text{in the domain } \Omega, \quad p_0 = 0 \quad \text{on } \partial\Omega \quad (10)$$

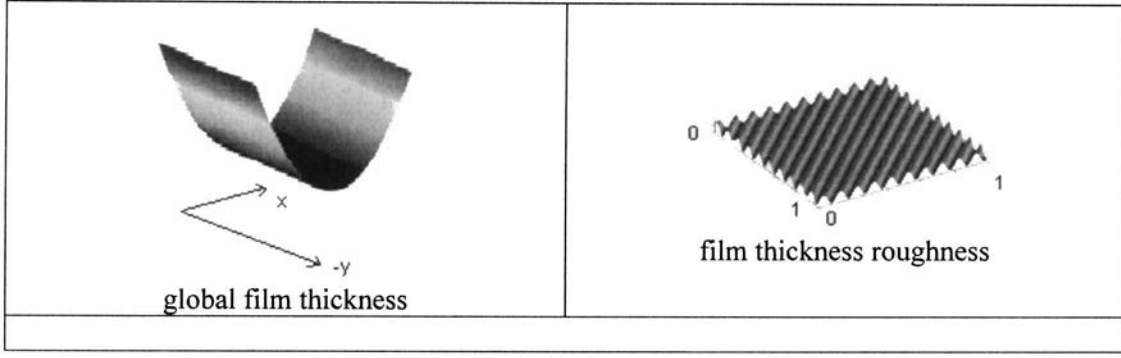


Fig. 3 Geometry of the global film thickness and roughness

with

$$[A] = \begin{pmatrix} \int_{\Xi} h^3 \left(1 + \frac{\partial w_1}{\partial \xi_1}\right) d\xi & \int_{\Xi} h^3 \left(\frac{\partial w_2}{\partial \xi_1}\right) d\xi \\ \int_{\Xi} h^3 \left(\frac{\partial w_1}{\partial \xi_2}\right) d\xi & \int_{\Xi} h^3 \left(1 + \frac{\partial w_2}{\partial \xi_2}\right) d\xi \end{pmatrix} \quad (11)$$

$$[\theta] = \begin{pmatrix} \int_{\Xi} \left(h^3 \frac{\partial w_3}{\partial \xi_1} - \Lambda h\right) d\xi \\ \int_{\Xi} \left(h^3 \frac{\partial w_3}{\partial \xi_2}\right) d\xi \end{pmatrix}$$

The notation of Eq. (11) is that we integrate the roughness variables (ξ_1, ξ_2) over their domain Ξ . Thus, one obtains the local problems [Eqs. (8) and (9)] and the homogenized problem [Eqs. (10) and (11)]. These problems do not have analytical solutions, thus it is necessary to use numerical techniques.

4 Geometry of the Contact

Before carrying out the calculation of the homogenized pressure, it is necessary to define the geometry of the contact. The height of film can be written as

$$h = h_0(x_1) + \delta(\xi_1, \xi_2) \quad (12)$$

In turn, for demonstration, we use a parabolic cylinder contact

$$h_0 = h_{\min} + \frac{x^2}{2R} \quad (13)$$

This film shape is the parabolic cylinder approximation to a highly loaded journal bearing contact. All the characteristics of the contact have been nondimensionalized, and we use the following parameter values: $h_{\min}=1$, $\mu=1$, $V=1$, $R=1$, $\alpha=0.3$ h_{\min} roughness amplitude, $L_x/L_y=1$ (the “unwrapped” contact is rectangular). The roughness configurations have been obtained using the following roughness description:

$$\delta = \alpha \sin\left(2\pi \frac{L_x \xi_1 + L_y \xi_2}{L_x + L_y}\right) = \alpha \sin\left(2\pi n_r \frac{L_x x + L_y y}{L_x + L_y}\right) \quad (14)$$

In Eq. (14) above, $L_x=1$ and $L_y=0$ represents transverse roughness, $L_x=0$ and $L_y=1$ represents longitudinal roughness, with anisotropic roughness being characterized by intermediate values (see Fig. 3).

5 Results

We can see in Fig. 4 that the deterministic solution becomes erratic when the number of roughness cycles becomes significant. This is due to numerical error. Thus to have a well-behaved deterministic solution, it is necessary to increase the number of discretization points. However, we notice that the homogenized solution remains insensitive to this variation in roughness number.

We notice that for low roughness number, the deterministic solution remains far away from the homogenized solution (see Fig. 5). A reduction in the height of roughness peaks allows the two solutions to converge. Thus, this makes it possible to validate the model in the case of low amplitudes of roughness.

We observe the three-dimensional pressure field for $n_r=40$ and $\alpha=0.3$ h_{\min} in the homogenized and deterministic cases (see Fig. 6). We note that the direction of roughness is evident in the ho-

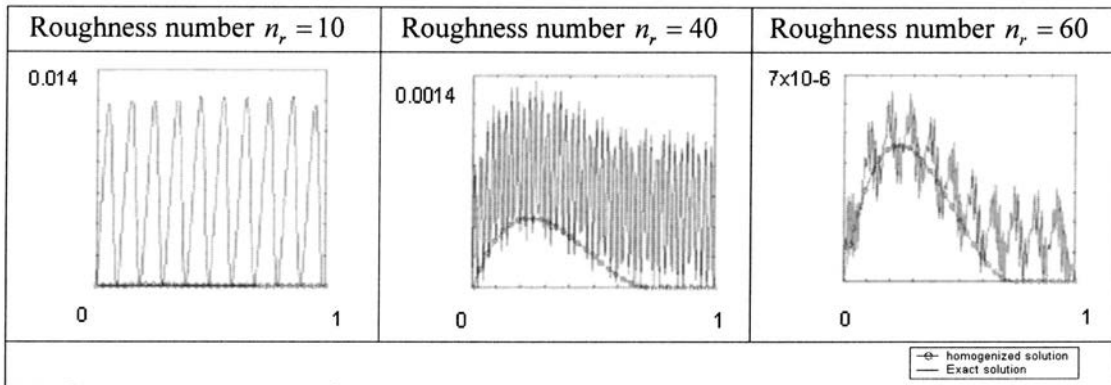


Fig. 4 Dimensionless pressure profile variation with roughness number

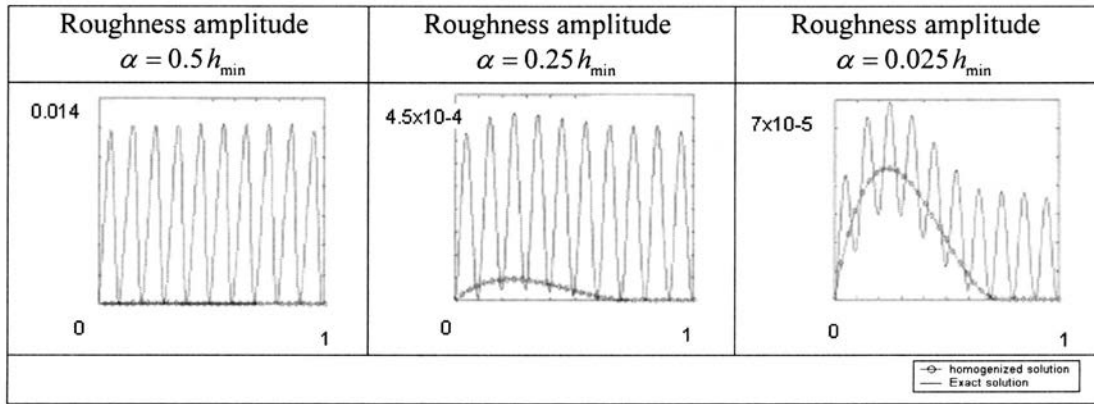


Fig. 5 Dimensionless pressure profile variation with roughness number

mogenized pressure field (i.e., the pressure field is skewed due to the roughness orientation), which is expected in a physical sense.

6 Conclusions

After analysis of the various results, we can draw several conclusions on this method of calculation. Homogenization makes it possible to obtain pressure fields for rough surfaces, using far fewer calculation points than for deterministic methods, while capturing important nonsymmetric features often missed by heuristic averaging. We note that the higher the period of roughness, the more the deterministic solution approaches the homogenized solution, which makes it possible to validate the model under the conditions where the number of roughness cycles is large.

For small roughness amplitude (compared to the minimum height of the film) and a significant number of roughness peaks, the homogenized analysis remains effective regardless of the type of roughness. Under these conditions this technique gives a good physical insight as to the distribution of pressure on the surface of contact. For anisotropic roughness, the technique of the homogenization is essential to give realistic information on the amplitude and the direction of roughness, contrary to the traditional (stochastic) approaches, which prove to be defective in this case.

Acknowledgment

The authors would like to thank Professor John Tichy who helped them in preparation of the manuscript while serving as a guest at INSA de Lyon.

References

- [1] Tzeng, S. T., and Saibel, E., 1967, "Surface Roughness Effect on Slider Lubrication," *ASLE Trans.*, **10**(3), pp. 334–337.
- [2] Christensen, H., and Tonder, K., 1971, "The Hydrodynamic Lubrication of Rough Bearing Surfaces of Finite Width," *ASME J. Lubr. Technol.*, **93**(3), pp. 324–330.
- [3] Patir, N., and Cheng, H. S., 1978a, "Effect of Surface Roughness Orientation on Central Film-Thickness in EHD Contact," in *Proc. 5th Leeds-Lyon Symp. Tribol.*, Lyon, pp. 15–21.
- [4] Boedo, S., and Booker, J. F., 1997, "Surface Roughness and Structural Inertia in a Mode-Based Mass-Conserving Elastohydrodynamic Lubrication Model," *ASME J. Tribol.*, **119**(3), pp. 449–455.
- [5] Zhang, C., and Cheng, H. S., 2000, "Transient Non-Newtonian Thermohydrodynamic Mixed Lubrication of Dynamically Loaded Journal Bearing," *ASME J. Tribol.*, **122**(1), pp. 156–161.
- [6] Wang, P., and Keith, T. G., 2002, "Combined Surface Roughness of Dynamically Loaded Journal Bearings," *Tribol. Trans.*, **45**(1), pp. 1–10.
- [7] Elrod, Jr., H., 1981, "A Cavitation Algorithm," *ASME J. Lubr. Technol.*, **103**(3), pp. 350–354.
- [8] Vijayaraghavan, D., and Keith, Jr., ■., 1989, "Development and Evaluation of a Cavitation Algorithm," *Tribol. Trans.*, **32**(2), pp. 225–233.
- [9] Patir, N., and Cheng, H.-S., 1978, "An Average Flow Model for Determining Effects of Three-Dimensional Roughness on Partial Hydrodynamic Lubrication," *ASME J. Lubr. Technol.*, **100**(1), pp. 12–17.
- [10] Patir, N., and Cheng, H.-S., 1979, "Application of Average Flow Model to Lubrication Between Rough Sliding Surfaces," *ASME J. Lubr. Technol.*, **101**(2), pp. 220–230.
- [11] Christensen, H., and Tonder, K., 1980, "The Hydrodynamic Lubrication of Rough Journal Bearing," *ASME J. Lubr. Technol.*, **102**(3), pp. 368–373.
- [12] Wu, C., and Zheng, L., 1989, "An Average Reynolds Equation for Partial Film Lubrication With a Contact Factor," *ASME J. Lubr. Technol.*, **111**(1), pp. 188–191.
- [13] Leung, M., Hsieh, C. K., and Goswami, D. Y., 1997, "Application of Boltzmann Statical Mechanics in the Validation of the Gaussian Summit Height Distribution in Rough Surfaces," *ASME J. Tribol.*, **119**(3), pp. 846–850.

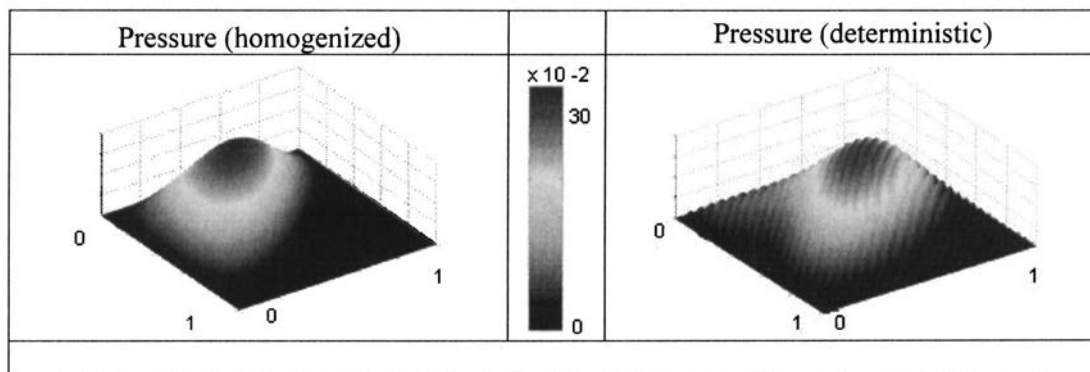


Fig. 6 Dimensionless pressure field—homogenized and deterministic calculations

- [14] Peklenik, J., 1967–1968, “New Development in Surface Characterization and Measurement by Means of Random Process Analysis,” *Proc. Inst. Mech. Eng.* **182**, pp. 108–111.
- [15] Kweh, C. C., Evens, H. P., and Snidle, R. W., 1989, “Micro-Elastohydrodynamic Lubrication of an Elliptical Contact With Transverse and Three-Dimensional Sinusoidal Roughness,” *ASME J. Tribol.*, **111**(4), pp. 577–584.
- [16] Kweh, C. C., Patching, M. J., Evans, H. P., and Snidle, R. W., 1992, “Simulation of Elastohydrodynamic Contacts between Rough Surfaces,” *ASME J. Tribol.*, **114**(3), pp. 412–419.
- [17] Venner, C. H., and Napel, W. E., 1992, “Surface Roughness Effects in an EHL Line Contact,” *ASME J. Tribol.*, **114**(3), pp. 616–622.
- [18] Greenwood, J. A., Greenwood, J. A., and Espejel, G. E., 1994, “The Behavior of Transverse Roughness in EHL Contact,” *Proc. Inst. Mech. Eng., Part J: J. Eng. Tribol.*, **208**(J2), pp. 121–32.
- [19] Ai, X., and Cheng, H. S., 1994, “Transient EHL Analysis for Line Contacts With Measured Surface Roughness Using Multigrid Technique,” *ASME J. Tribol.*, **116**(3), pp. 549–558.
- [20] Zhu, D., and Ai, X., 1997, “Point Contact EHL Based on Optically Measured Three-Dimensional Rough Surfaces,” *ASME J. Tribol.*, **119**(3), pp. 375–384.
- [21] Jai, M., 1995, “Homogenization and Two-Scale Convergence of the Compressible Reynolds Lubrication Equation Modelling the Flying Characteristics of a Rough Magnetic Head Over a Rough Rigid-Disk Surface,” *Math. Modell. Numer. Anal.*, **29**(2), pp. 199–233.
- [22] Buscaglia, G., and Jai, M., 2000, “A New Numerical Scheme for Non Uniform Homogenized Problems: Application to the Non Linear Reynolds Compressible Equation,” *Math. Prob. Eng.*, **7**, pp. 355–378.
- [23] Jai, M., and Bou-Said, B., 2002, “A Comparison of Homogenization and Averaging Techniques for the Treatment of Roughness in Boltzman Flow Modified Reynolds Equation,” *ASME J. Tribol.*, **124**(2), pp. 327–335.