



HAL
open science

Rayleigh scattering of acoustic waves in rigid porous media

Claude Boutin

► **To cite this version:**

Claude Boutin. Rayleigh scattering of acoustic waves in rigid porous media. Journal of the Acoustical Society of America, 2007, 122 (4), pp.1888-1905. hal-00943752

HAL Id: hal-00943752

<https://hal.science/hal-00943752>

Submitted on 8 Feb 2014

HAL is a multi-disciplinary open access archive for the deposit and dissemination of scientific research documents, whether they are published or not. The documents may come from teaching and research institutions in France or abroad, or from public or private research centers.

L'archive ouverte pluridisciplinaire **HAL**, est destinée au dépôt et à la diffusion de documents scientifiques de niveau recherche, publiés ou non, émanant des établissements d'enseignement et de recherche français ou étrangers, des laboratoires publics ou privés.

Rayleigh scattering of acoustic waves in rigid porous media

Claude Boutin^{a)}

Laboratoire Geomatériaux, DGCB URA CNRS 1652, Ecole Nationale des Travaux Publics de l'Etat, 69518 Vaulx-en-Velin Cedex, France

This paper describes the long wave scattering effect in gas saturated porous media using the homogenization method. To investigate the deviation from the continuum description, the multiscale asymptotic expansions are developed up to the third order. The leading (zeroth) order leads to the Biot-Allard continuum description. The correction of first order induces nonlocal terms in the dynamic Darcy law and thermal behavior, without modifying the wave characteristics. The correction of second order introduces additional dispersion effects on the velocity and attenuation. This theoretical approach is illustrated by analytical results in the simple case of a periodic array of slits.

I. INTRODUCTION

This paper is devoted to the low frequency scattering of acoustic waves propagating in heterogeneous media made of air and motionless inclusions. This phenomenon occurs in noise-absorbing materials consisting of air-saturated porous media of sufficiently rigid and/or dense skeleton, and receives particular attention in this study. It may also appear in outdoor acoustics, if one considers, for instance, sound propagation through dense forest, crop fields, heavy rains, etc., or in ultrasonics applied to cellular or reticulated media (light concrete, foams, dried biological tissues, bones, etc.).

Usually, the equivalent fluid model (Zwikker and Kosten, 1949; Allard, 1993) efficiently describes the acoustics of such media, by means of the second compressional wave [P_2 wave in the sense of Biot (1956)]. This modeling captures the main physical effects, provided that the wavelength, λ , is significantly larger than the characteristic size, l , of the microstructure (for usual material l is about three times the largest pore diameter). However, when the wavelength is large, though not too large compared to the microstructure size, scattering phenomena begin to occur (Stanke and Kino, 1984). This long wave—or Rayleigh—scattering modifies the wave propagation and must be taken into account to improve the description of the effective properties in the corresponding frequency range. This idea is supported by experiments, e.g., Leclaire *et al.* (1996), showing that some deviations from modeling may result from scattering. The Rayleigh frequency range is bounded by the diffraction frequency, i.e., $\omega < \omega_d$, where ω_d is such that $\lambda(\omega_d) = 2\pi l$.

Rayleigh scattering in weakly dissipative heterogeneous media has been extensively studied and reviews of the literature on this topic can be found in Bond (1989), Ishimaru *et al.* (1997) and Sheng (1995). Nevertheless, only a few studies [for instance, Tournat *et al.* (2004)] focus on P_2 wave scattering. In fact, the specific features of P_2 waves invalidate the results on long wave scattering already established for other materials for several reasons:

- (1) The physics couples viscous, thermal, and inertial effects in the transient regime at the local scale that are not accounted for in classical approaches.
- (2) The strong dispersion of the P_2 wave—evolving from a diffusion wave, at low frequency, to a propagation wave at high frequency—induces significant differences compared with purely elastic or diffusive cases.
- (3) The high contrast of properties between gas and skeleton makes the simplifying assumptions of quasihomogeneous material irrelevant (e.g., Hirsekorn, 1988).
- (4) Finally, considering the usual porosity values, the Born approximation, assuming weak heterogeneity concentration (e.g., Gubernatis *et al.*, 1977), cannot be used.

Among several possible approaches, e.g., multiple scattering techniques (Kafesaki and Economou, 1999) Bloch waves (Turbe, 1982), etc., the method of homogenization of periodic media (Bensoussan *et al.*, 1978; Sanchez-Palencia, 1980; Bakhvalov and Panasenکو, 1989), will be used in this paper. This multiscale asymptotic method enables one to determine the macroscopic description from knowledge of the physics at microscopic level, provided that a scale separation between macro- and microscale is fulfilled (Auriault, 1991). The procedure is generally restrained to the derivation of the first significant term that defines the equivalent continuum behavior. However, in the case of poor scale separation, the macroscopic continuum description has to be enriched by the next order terms that induce nonlocal effects [see Gambin and Kröner (1989) or Boutin (1996) for elastostatic cases]. For mechanical waves in elastic composite materials (Boutin and Auriault, 1993) it was shown that the so-derived correctors properly describe the Rayleigh scattering effects, that is, (i) a correction of polarization of the first order (whose amplitude linearly increases with the frequency), (ii) a dispersion of velocity of the second order (increasing with the square of the frequency), and (iii) an apparent attenuation of the third order, varying according to the cube of the frequency. A similar approach applied to thermal waves (Boutin, 1995) shows that the complex corrector of the effective diffusivity induces perturbations of velocity and attenuation,

^{a)}Electronic mail: claude.boutin@entpe.fr

which both increase linearly with frequency. Recently, the static Darcy's law correctors have been established by [Auriault *et al.* \(2005\)](#) and the adiabatic acoustic regime was investigated in [Boutin and Bazaille \(2005\)](#).

The paper is organized as follows. Section II is devoted to the principle of the homogenization method and to the basic physical assumptions concerning the medium. Section III presents the macroscopic description up to third order, and focus on the physical meaning of the correctors. In Sec. IV, the perturbations of plane wave are examined. Finally, a simple analytical example is given.

II. HOMOGENIZATION APPLIED TO THE ACOUSTICS OF GAS SATURATED POROUS MEDIA

A. Homogenization principle

The macroscopic representation of heterogeneous media makes sense only if there is a scale separation. This implies ([Auriault, 1991](#)) the following:

- (1) The material is regular enough to show a representative volume element. This is expressed by considering that the material is composed of repeated identical cells of characteristic size l .
- (2) The phenomenon must vary according to a size L larger than l . In acoustics, L is related to the wavelength by $L = \lambda/2\pi$ ([Boutin and Auriault, 1990](#)).

In order to catch the variations at the well distinct lengths L and l , two space variables are introduced: x for the macrovariations and y for the microvariations, x and y being related by the scale ratio $\epsilon = l/L \ll 1$; $y = \epsilon^{-1}x$. It is worth mentioning that, for a given medium, the actual physical scale ratio ϵ varies according to the wavelength, and therefore to the frequency.

Moreover, the small parameter ϵ suggests seeking variables (in the present case: the pressure p , the temperature θ , and the velocity v) in the form of asymptotic expansions in powers of ϵ :

$$p(x,y) = \sum_0^{\infty} \epsilon^i p^i(x,y), \quad \theta(x,y) = \sum_0^{\infty} \epsilon^i \theta^i(x,y), \quad (1)$$

$$v(x,y) = \sum_0^{\infty} \epsilon^i v^i(x,y),$$

where ϵ^i means ϵ to the power i , while $p^i(x,y)$ is the i th term of the expansion of $p(x,y)$, etc. The scale separation and material periodicity induce the same periodicity for the physical quantities, thus the terms p^i , θ^i , and v^i are Ω -periodic according to the variable y . The homogenization proceeds in three steps:

- (1) Performing a physical analysis and rescaling the equations, using powers of ϵ for expressing the order of magnitude of the dimensionless terms (see Sec. III B).
- (2) Two-scale expansions are introduced in the rescaled two-scale equations and the terms of same power in ϵ are identified (developed in Sec. II C).

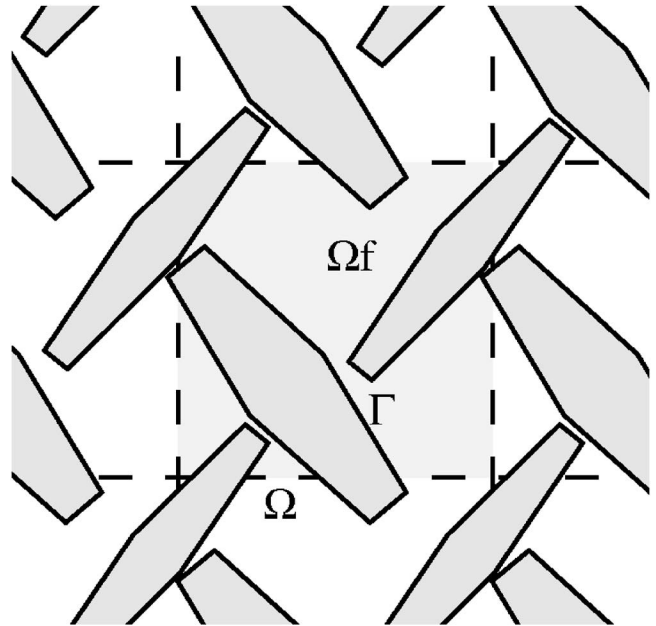


FIG. 1. Periodic cell Ω of porous media. Ω_f is the pore volume filled of gas. Γ is the air-solid interface. $\phi = \Omega_f/\Omega$ is the porosity.

- (3) The resolution of the problems obtained in series (exposed Sec. III).

B. Harmonic gas motion porous media: Basic and rescaled equations

The gas saturating the motionless skeleton of porosity ϕ (ratio of the pore volume Ω_f to the volume Ω of the periodic cell),

$$\phi = \frac{\Omega_f}{\Omega},$$

is submitted to small harmonic perturbations (of frequency $f = \omega/2\pi$) from its equilibrium state (where the pressure, temperature, and density take the values P^e , T^e , and ρ^e). The variables describing the perturbations are the variations of pressure, p , temperature, θ , density, ρ , and the gas velocity v [$D(v)$ is the strain rate]. The parameters governing the motion and the heat transfer are the gas viscosity, μ , the thermal conductivity, κ , the specific heat ratio, γ , and the heat mass capacity c_p . Considering air as a perfect gas, one has the relation $c_p(1 - 1/\gamma) = P^e/T^e\rho^e$.

The linearized equations governing harmonic oscillations are given by the following (here and in the following the term $\exp(i\omega t)$ is omitted; ∇ stands for the gradient, Δ for the Laplacian, dot stands for contraction, double dots for double contraction, etc.):

- (1) In the pores (Ω_f) of the periodic cell (Fig. 1):

Gas compressibility (mass balance):

$$\text{div}(v) + i\omega \frac{\rho}{\rho^e} = 0. \quad (2)$$

Navier-Stokes equation (momentum balance):

$$\text{div}(2\mu D(v)) - \nabla p - i\omega \rho^e v = 0. \quad (3)$$

Fourier equation (energy balance):

$$\operatorname{div}(\kappa \nabla \theta) - i\omega(\rho^e c_p \theta - p) = 0. \quad (4)$$

State equation of the gas

$$\frac{p}{P^e} = \frac{\rho}{\rho^e} + \frac{\theta}{T^e}. \quad (5)$$

(2) On the gas–solid interface Γ , the boundary conditions are (here and in the following the notation $_{\Gamma}$ means the value on Γ):

Adherence condition of the gas:

$$v_{\Gamma} = 0. \quad (6)$$

Isothermal condition imposed by the weak thermal impedance of air, $\sqrt{\kappa \rho^e c_p}$, compared to that of the solid:

$$\theta_{\Gamma} = 0. \quad (7)$$

During wave propagation, the pressure and the density oscillate according to the wavelength whereas the velocity and temperature vary at the pore scale. Then, using the wavelength as reference length, the Navier-Stokes and Fourier equations (3) and (4) have to be rescaled, the mass balance (2) being unchanged. The richest case is obtained when the pore size is of the same order as the viscous and thermal skin depths, i.e., $|\delta_v| = O(l)$ where $\delta_v = \sqrt{\mu / i\omega \rho^e}$ and $|\delta_t| = O(l)$ where $\delta_t = \sqrt{\kappa / i\omega \rho^e c_p} = O(l)$ (this is consistent with the fact that viscous and thermal layer thicknesses are of the same order for air). This situation leads one to replace Eqs. (3) and (4) by the two following rescaled equations [see, for instance, [Boutin et al. \(1998\)](#)]:

$$\epsilon^2 \operatorname{div}(2\mu D(v)) - \nabla p - i\omega \rho^e v = 0, \quad (8)$$

$$\epsilon^2 \operatorname{div}(\kappa \nabla \theta) - i\omega(\rho^e c_p \theta - p) = 0. \quad (9)$$

Note that the gas state equation enables the elimination of the density, and that the divergence of shear stresses, combined with the mass balance, may be expressed as follows:

$$\begin{aligned} \operatorname{div}(2\mu D(v)) &= \mu[\Delta(v) + \nabla \operatorname{div}(v)] \\ &= \mu \left[\Delta(v) - i\omega \nabla \left(\frac{p}{P^e} - \frac{\theta}{T^e} \right) \right]. \end{aligned}$$

Thus, the system is driven by the three differential operators acting on the variables p , v , and θ :

$$G(p, v, \theta) = 0, \quad G(p, v, \theta) = \operatorname{div}(v) + i\omega \left(\frac{p}{P^e} - \frac{\theta}{T^e} \right), \quad (10)$$

$$\begin{aligned} N(p, v, \theta) = 0, \quad N(p, v, \theta) &= -\nabla p - i\rho^e \omega v \\ &+ \epsilon^2 \mu \left[\Delta(v) - i\omega \nabla \left(\frac{p}{P^e} - \frac{\theta}{T^e} \right) \right], \quad (11) \end{aligned}$$

$$F(p, \theta) = 0, \quad F(p, \theta) = i\omega(p - \rho^e c_p \theta) + \epsilon^2 \operatorname{div}(\kappa \nabla \theta). \quad (12)$$

C. Homogenization process

Using the two space variables x and $y = \epsilon^{-1}x$, the gradient ∇ is changed into $\epsilon^{-1}\nabla_y + \nabla_x$, and the Laplacian Δ becomes $\epsilon^{-2}\Delta_y + 2\epsilon^{-1}\Delta_{yx} + \Delta_x$, with $\Delta_{yx} = \partial_{x,y}^2$. Consequently, the operators G , N , F expressed with the two space variables are changed into G_{xy} , N_{xy} , F_{xy} , whose expansions are given by Eqs. (13)–(15):

$$\left\{ \begin{aligned} G_{xy}(p, v, \theta) &= \epsilon^{-1}G^{-1}(v) + G^0(p, v, \theta), \\ G^{-1}(v) &= \operatorname{div}_y(v), \\ G^0(p, v, \theta) &= \operatorname{div}_x(v) + i\omega \left(\frac{p}{P^e} - \frac{\theta}{T^e} \right), \end{aligned} \right. \quad (13)$$

$$\left\{ \begin{aligned} N_{xy}(p, v, \theta) &= \epsilon^{-1}N^{-1}(p) + N^0(p, v) + \epsilon N^1(p, v, \theta), \\ &+ \epsilon^2 N^2(p, v, \theta) \\ N^{-1}(p) &= -\nabla_y p, \\ N^0(p, v) &= -\nabla_x p - i\omega \frac{\rho^e}{\mu} \mu v + \Delta_y(\mu v), \\ N^1(p, v, \theta) &= 2\Delta_{yx}(\mu v) - i\omega \frac{\mu}{P^e} \nabla_y \left(p - \frac{P^e}{T^e} \theta \right), \\ N^2(p, v, \theta) &= \Delta_x(\mu v) - i\omega \frac{\mu}{P^e} \nabla_x \left(p - \frac{P^e}{T^e} \theta \right), \end{aligned} \right. \quad (14)$$

$$\left\{ \begin{aligned} F_{xy}(p, \theta) &= F^0(p, \theta) + \epsilon F^1(p) + \epsilon^2 F^2(p), \\ F^0(p, \theta) &= i\omega p - i\omega \rho^e c_p \theta + \kappa \Delta_y(\theta), \\ F^1(\theta) &= 2\kappa \Delta_{yx}(\theta), \\ F^2(\theta) &= \kappa \Delta_x(\theta). \end{aligned} \right. \quad (15)$$

Introduce now the expansions (1) of p , v , and θ in G_{xy} , N_{xy} , and F_{xy} and identify terms of identical power of ϵ . These balance equations become series in power of ϵ identically equal to zero whatever $\epsilon \ll 1$, so that each term must vanish. The so-derived equations at each order—combined with the adherence and isothermal conditions on Γ satisfied by each $^i v$ and $^i \theta$ —lead to a series of problems to be solved recurrently. Section III presents the resolution up to the second order.

III. DESCRIPTION UP TO THE SECOND ORDER

A. Macroscopic mass balances

Before any resolution let us first mention that each mass balance of order $i \geq 0$, reads

$$\left\{ \begin{aligned} G^{-1}(i+1 v) + G^0(i p, i v, i \theta) &= 0; \\ i+1 v_{\Gamma} &= 0; \quad i+1 v \text{ } \Omega\text{-periodic} \end{aligned} \right\}.$$

The local periodicity introduces a compatibility condition obtained by integrating the local mass balance on the pore cell volume:

$$\int_{\Omega_f} \left\{ \operatorname{div}_y(i+1 v) + \operatorname{div}_x(i v) + i\omega \left(\frac{i p}{P^e} - \frac{i \theta}{T^e} \right) \right\} d\Omega = 0.$$

From the divergence theorem, the periodicity and the adherence condition on Γ , the first term vanishes. Then, inverting y integration and x derivative,

$$\operatorname{div}_x \left(\int_{\Omega_f} i v d\Omega \right) + i\omega \left(\int_{\Omega_f} \frac{i p}{P^e} d\Omega - \int_{\Omega_f} \frac{i \theta}{T^e} d\Omega \right) = 0.$$

Introducing the physical (i.e., observable) macrovariables,

$$\begin{aligned} iV &= \frac{1}{\Omega} \int_{\Omega_f} \epsilon^i i v d\Omega = \frac{\phi}{\Omega_f} \int_{\Omega_f} \epsilon^i i v d\Omega, \\ iP &= \frac{1}{\Omega_f} \int_{\Omega_f} \epsilon^i i p d\Omega, \quad iT = \frac{1}{\Omega_f} \int_{\Omega_f} \epsilon^i i \theta d\Omega, \end{aligned}$$

one obtains the macroscopic mass balance at order i ,

$$\operatorname{div}_x(iV) + i\omega \phi \left(\frac{iP}{P^e} - \frac{iT}{T^e} \right) = 0. \quad (16)$$

B. Expressions of local fields

To go further we need to determine the local fields $(i p, i v, i \theta)$ by solving successively the harmonic viscothermal linear problems on the cell. At each order, the problem may be split into a leading set of equations related to the gas flow, and a set of equations related to the heat transfer induced by the gas pressure. The general scheme of the procedure and the first steps of the resolution are presented hereafter. The more technical steps are reported in Appendix A.

1. Pressure and temperature at the leading (zero) order

The momentum balance at order ϵ^{-1} reduces to $N^{-1}(^0 p) = -\nabla_y \cdot ^0 p = 0$, which gives

$$^0 p(x, y) = ^0 P(x).$$

This result introduced in the heat transfer at order ϵ^0 , namely $F^0(^0 P, ^0 \theta) = 0$, leads to the differential system $\{S_t^0\}$ set on Ω_f , governing $^0 \theta$:

$$S_t^0 \begin{cases} i\omega ^0 P(x) - i\omega \rho^e c_p ^0 \theta + \kappa \Delta_y(^0 \theta) = 0, \\ ^0 \theta_{\Gamma} = 0, \quad ^0 \theta \text{ } \Omega\text{-periodic.} \end{cases}$$

The solution of this linear problem, with $^0 P(x)$ as forcing term, may be expressed in the form:

$$\frac{^0 \theta(x, y)}{T^e} = ^0 \pi \left(\frac{y}{\delta_t} \right) \frac{^0 P(x)}{P^e}. \quad (17)$$

The temperature distribution $^0 \pi$ [solution for $^0 P(x) = P^e / T^e$] is complex and depends on the local variable and the frequency through the dimensionless variable y / δ_t . In the isothermal regime, reached at low frequency ($y / \delta_t \rightarrow 0$), the temperature vanishes and $^0 \pi(y / \delta_t) \rightarrow 0$. In the adiabatic regime, reached at high frequency ($y / \delta_t \rightarrow \infty$), the temperature tends to the uniform value $(1 - 1 / \gamma)$.

2. Local velocity, pressure, and temperature at the first order

The local velocity, $^0 v$, and the pressure of the first order, $^1 p$, are obtained from the following system of equations $\{S_t^0\}$ set on Ω_f :

$$\{N^{-1}(^1 p) + N^0(^0 P, ^0 v) = 0, \quad G^{-1}(^0 v) = 0,$$

$$^0 v_{\Gamma} = 0, \quad \text{and } ^0 v, ^1 p \text{ } \Omega\text{-periodic}\}$$

which reads explicitly:

$$S_t^0 \begin{cases} -\nabla_y \cdot ^1 p - \nabla_x \cdot ^0 P - i\omega \frac{\rho^e}{\mu} \mu^0 v + \Delta_y(\mu^0 v) = 0, \\ \operatorname{div}_y(^0 v) = 0, \\ ^0 v_{\Gamma} = 0, \quad ^0 v, \quad \text{and } ^1 p \text{ } \Omega\text{-periodic.} \end{cases}$$

This set defines the linear dynamic permeability problem with $\nabla_x \cdot ^0 P$ as forcing term, whose solution is as follows [see [Auriault \(1980\)](#)]:

$$\mu^0 v(x, y) = ^0 k \left(\frac{y}{\delta_v} \right) \nabla_x \cdot ^0 P, \quad (18)$$

$$^1 p(x, y) = ^1 \alpha \left(\frac{y}{\delta_v} \right) \nabla_x \cdot ^0 P + \widehat{^1 p}(x).$$

The tensors $^0 k$ and $^1 \alpha$ are constituted by the three velocity and pressure distributions $(-^0 k^i / \mu, ^1 \alpha^i)$ corresponding to unit pressure gradient in the three directions, $\nabla_x \cdot ^0 P(x) = e_i$. The solutions $(^0 k^i, ^1 \alpha^i)$ are complex and depend on the dimensionless variable y / δ_v . In the quasistatic (low frequency) regime ($l / \delta_v \rightarrow 0$), the inertial effect vanishes and $^0 k$ tends to be real. At high frequency ($l / \delta_v \rightarrow \infty$), the inertia dominates and $^0 k$ tends to a purely complex tensor. Note that the pressure is defined up to a constant value $\widehat{^1 p}$ and that, by construction, $^1 \alpha$ is of zero mean value on the cell.

Now, the first corrector $^1 \theta$ of the temperature is derived from the heat transfer at order ϵ governed by the differential system $F^0(^1 p, ^1 \theta) + F^1(^0 \theta) = 0$. This leads to the system $\{S_t^1\}$ set on Ω_f :

$$S_t^1 \begin{cases} i\omega ^1 p(x, y) - i\omega \rho^e c_p ^1 \theta + \kappa \Delta_y(^1 \theta) + 2\kappa \Delta_{yx}(^0 \theta) = 0, \\ ^1 \theta_{\Gamma} = 0, \quad ^1 \theta \text{ } \Omega\text{-periodic.} \end{cases}$$

The previously determined fields $^0 \theta$ and $^1 p$ [Eqs. (17) and (18)] introduce two independent forcing terms:

- (1) $\widehat{^1 p}(x)$, inducing an identical problem than $\{S_t^0\}$ except that $\widehat{^1 p}(x)$ replaces $^0 P(x)$ and
- (2) $\nabla_x \cdot ^0 P$, linked with $^1 \alpha$ and $\nabla_y \cdot ^0 \pi$ [coming from the equality: $\Delta_{yx}(^0 \theta) = (T^e / P^e) \nabla_y \cdot ^0 \pi \cdot \nabla_x \cdot ^0 P$].

Therefore, by linearity, the solution is in the form:

$$\frac{^1 \theta(x, y)}{T^e} = ^0 \pi \left(\frac{y}{\delta_t} \right) \frac{\widehat{^1 p}(x)}{P^e} + ^1 \pi \left(\frac{y}{\delta_t}, \frac{y}{\delta_v} \right) \cdot \frac{\nabla_x \cdot ^0 P}{P^e}. \quad (19)$$

The tensor of temperature distribution $^1 \pi$ is constituted by the three solutions $^1 \pi^j$ corresponding to pressure gradient in the three directions, $\nabla_x \cdot ^0 P(x) = (P^e / T^e) e_i$. These particular solutions are complex and depend on the local variable and frequency through the two dimensionless variables y / δ_t and y / δ_v . This corresponds to a nonlocal transient equilibrium with thermoviscous coupling.

3. Local fields at the two next orders

Following the process, the pressure and velocity, 2p and 1v , are determined from the set $\{S_v^1\}$

$$S_v^1 \begin{cases} N^{-1}({}^2p) + N^0({}^1p, {}^1v) + N^1({}^0P, {}^0v) = 0, \\ G^{-1}({}^1v) + G^0({}^0P, {}^0v) = 0, \\ {}^1v|_{\Gamma} = 0, \quad {}^1v, \text{ and } {}^2p \text{ } \Omega\text{-periodic.} \end{cases}$$

and the temperature ${}^2\theta$ is solution of $\{S_t^2\}$:

$$S_t^2 \begin{cases} F^0({}^2p, {}^2\theta) + F^1({}^1\theta) + F^0({}^0\theta) = 0, \\ {}^2\theta|_{\Gamma} = 0, \quad {}^2\theta \text{ } \Omega\text{-periodic.} \end{cases}$$

Finally, 3p and 2v are derived from $\{S_v^2\}$:

$$S_v^2 \begin{cases} N^{-1}({}^3p) + N^0({}^2p, {}^2v) + N^1({}^1p, {}^1v) + N^2({}^0P, {}^0v) = 0, \\ G^{-1}({}^2v) + G^0({}^1p, {}^1v) = 0, \\ {}^2v|_{\Gamma} = 0, \quad {}^2v, \text{ and } {}^1p \text{ } \Omega\text{-periodic.} \end{cases}$$

The resolution of $\{S_v^1\}$, $\{S_t^2\}$, and $\{S_v^2\}$ is reported in Appendix A. Let us underline that, at each order, the same differential set as the previous order is recovered, except for new additive terms, involving the gradient of the solutions of lower order. Thus, once $({}^{j+1}p, {}^jv, {}^j\theta)$, $0 \leq j < i$, have been determined, they become forcing terms in the problems related to $({}^{i+1}p, {}^iv, {}^i\theta)$, and so on.

4. Local fields up to the second order

To sum up, the pressure, velocity, and temperature, read, up to the second order:

$$p(x, y) = {}^0P(x) + \epsilon [{}^1\widehat{p}(x) + {}^1\alpha \nabla_x {}^0P(x)] \\ + \epsilon^2 \left[{}^2\widehat{p}(x) + {}^1\alpha \cdot \nabla_x {}^1\widehat{p}(x) + {}^2\alpha \cdot \nabla_x \nabla_x {}^0P(x) \right. \\ \left. + \frac{i\omega\mu}{P^e} {}^2v^0 P(x) \right] + \dots,$$

$$- \mu v(x, y) = {}^0k \cdot \nabla_x {}^0P(x) + \epsilon \left[{}^0k \cdot \nabla_x {}^1\widehat{p}(x) \right. \\ \left. + {}^1k \cdot \nabla_x \nabla_x {}^0P(x) + \frac{i\omega\mu}{P^e} {}^1n^0 P(x) \right] \\ + \epsilon^2 \left[{}^0k \cdot \nabla_x {}^2\widehat{p}(x) + {}^1k \cdot \nabla_x \nabla_x {}^1\widehat{p}(x) \right. \\ \left. + {}^2k \dots \nabla_x \nabla_x \nabla_x {}^0P(x) + \frac{i\omega\mu}{P^e} {}^2n \cdot \nabla_x {}^0P(x) \right] \\ + \dots,$$

$$(P^e/T^e)\theta(x, y) = {}^0\pi^0 P(x) + \epsilon [{}^0\pi^1 \widehat{p}(x) + {}^1\pi \cdot \nabla_x {}^0P(x)] \\ + \epsilon^2 \left[{}^0\pi^2 \widehat{p}(x) + {}^1\pi \cdot \nabla_x {}^1\widehat{p}(x) \right. \\ \left. + {}^2\pi \cdot \nabla_x \nabla_x {}^0P(x) + \frac{i\omega\mu}{P^e} {}^2\zeta^0 P(x) \right] \\ + \dots$$

As previously, tensors ${}^{i+1}\alpha$ and ik , respectively of rank $i+1$ and $i+2$, are constituted by the 3^{i+1} particular solutions of the purely visco-inertial transient problems $\{S_v^i\}$ under the 3^{i+1} components of the forcing term $(\nabla_x)^{i+1} {}^0P$. All of them are complex and depend on the local variable and frequency through y/δ_v only (cf. Appendix A). More precisely,

- (1) $(-{}^1k^{mn}/\mu, {}^2\alpha^{mn})$ are the 9 solutions of $\{S_v^1\}$ with $\nabla_x \nabla_x {}^0P(x) = e_m \otimes e_n$.
- (2) $(-{}^2k^{pqr}/\mu, {}^3\alpha^{pqr})$ are the 27 solutions of $\{S_v^2\}$ with $\nabla_x \nabla_x \nabla_x {}^0P(x) = e_p \otimes e_q \otimes e_r$.

Tensors ${}^{i+1}v$ and in , of rank $i-1$ and i , are constituted by the 3^{i-1} particular solutions of the coupled thermovisco-inertial transient problems $\{S_v^i\}$ under the 3^{i-1} components of the forcing term $(\nabla_x)^{i-1} {}^0P$. Consequently, they are complex and depend on both y/δ_i and y/δ_v :

- (1) $(-{}^1n/\mu, {}^2v)$ is the solution of $\{S_v^1\}$ with $(i\omega\mu/P^e) {}^0P(x) = 1$.
- (2) $(-{}^2n^m/\mu, {}^3v^m)$ are the 3 solutions of $\{S_v^2\}$ with $(i\omega\mu/P^e) \nabla_x {}^0P(x) = e_m$.

Finally, tensors ${}^i\pi$ of rank i are constituted by the 3^i solutions of $\{S_t^i\}$ under the 3^i unit components of the forcing term $(T^e/P^e)(\nabla_x)^i {}^0P$. Except for ${}^0\pi$, solution of the purely thermovisco-inertial transient problem $\{S_t^0\}$, ${}^i\pi$ for $i > 0$, involves thermovisco-inertial coupling, so that they are complex and depend on both y/δ_i and y/δ_v . This is also the case of the scalar ${}^2\zeta$, solution of $\{S_t^2\}$ under $(i\omega\mu/P^e) {}^0P(x) = 1$.

It is important to keep in mind that the fields observable in the reality are ${}^ip\epsilon^i$, ${}^iv\epsilon^i$, and ${}^i\theta\epsilon^i$. Thus, the actual physical tensors—*independent of the scale ratio!*—are ${}^ik\epsilon^i$, ${}^i\pi\epsilon^i$, ${}^i\alpha\epsilon^i$, and ${}^2n\epsilon^2$.

C. Continuum description and correctors

Knowledge of the local fields enables to express the macrovariables appearing in the macromass balances (16). The averaging of the local fields (of nonzero mean value) on the cell enables definition of the macroscopic tensors whose dimension and magnitude are, respectively, ${}^iK \sim O({}^0K)l^i$, ${}^i\Pi \sim l^i$, ${}^2N \sim l^2$, and ${}^2Z \sim O(1)$. They can be determined (numerically) as soon as the physical parameters of the gas, the frequency, and the pore geometry are given. Note that the tensors issued from viscothermal coupled problems depend on both dimensionless frequencies ω/ω_c and ω/ω_t [see Eqs. (21) and (22) for the definition of ω_c and ω_t],

$${}^iK\left(\frac{\omega}{\omega_c}\right) = \frac{1}{\Omega} \int_{\Omega_f} {}^ik\epsilon^i d\Omega, \quad {}^0\Pi\left(\frac{\omega}{\omega_t}\right) = \frac{1}{\Omega_f} \int_{\Omega_f} {}^0\pi\epsilon^i d\Omega$$

and for $i > 1$,

$${}^iN\left(\frac{\omega}{\omega_c}, \frac{\omega}{\omega_t}\right) = \frac{1}{\Omega} \int_{\Omega_f} {}^in\epsilon^2 d\Omega, \\ {}^i\Pi\left(\frac{\omega}{\omega_t}, \frac{\omega}{\omega_c}\right) = \frac{1}{\Omega_f} \int_{\Omega_f} {}^i\pi\epsilon^i d\Omega, \\ {}^2Z\left(\frac{\omega}{\omega_t}, \frac{\omega}{\omega_c}\right) = \frac{1}{\Omega_f} \int_{\Omega_f} {}^2\zeta\epsilon^2 d\Omega.$$

Their main properties, especially symmetries, and relations enabling one to deduce *effective tensors* of the *second* order from *local solutions* of the *first* order, are established in Appendix B.

1. Biot-Allard modeling

The leading equations (i.e., zero order) are in agreement with the phenomenological approaches of [Zwikker and Kosten \(1949\)](#), [Attenborough \(1983\)](#), and [Allard \(1993\)](#). The equivalent continuum is described by the dynamic permeability tensor ${}^0K/\mu$ and the effective compressibility $\phi[1 - {}^0\Pi]/P^e$ (in the following, to save notations, the index x is omitted for the macroscopic derivatives):

$$\begin{cases} \operatorname{div}({}^0V) + i\omega\phi\left[\frac{{}^0P}{P^e} - \frac{{}^0T}{T^e}\right] = 0, \\ \mu^0V = -{}^0K \cdot \nabla^0P, \\ \frac{{}^0T}{T^e} = {}^0\Pi \frac{{}^0P}{P^e}. \end{cases} \quad (20)$$

It is necessary for the following to recall the features of the dynamic permeability ([Auriault et al., 1985](#)). At low frequencies, viscous effects dominate and 0K tends toward the real-valued intrinsic permeability, \mathcal{K} . At high frequencies, inertia dominates and 0K tends towards a pure imaginary value, $\phi\mu/i\omega\rho^e\alpha_\infty$, where α_∞ is the tortuosity. Low and high frequency domains are delimited by a critical frequency derived by equalizing viscous and inertial effects of the macroscopic flow:

$$\omega_c = \frac{\phi\mu}{\mathcal{K}\rho^e\alpha_\infty}. \quad (21)$$

As for the effective compressibility, at low frequencies the temperature variation vanishes, so that ${}^0\Pi \rightarrow 0$ and the effective compressibility tends toward the isothermal compressibility ϕ/P^e . At high frequencies, conduction effects are negligible, except in close proximity to the solid. The perturbations become quasiadiabatic so that ${}^0\Pi \rightarrow 1 - 1/\gamma$, and the compressibility tends toward the adiabatic value $\phi/\gamma P^e$. The thermal characteristic pulsation delimiting both regimes is related to the length Λ_t , defined—up to a geometric factor of the order of one—as the ratio of the volume to the surface of pore Ω_f/Γ ([Champoux and Allard \(1991\)](#)):

$$\omega_t = \frac{\kappa}{\Lambda_t^2\rho^e c_p}. \quad (22)$$

Whereas viscous and thermal layer thicknesses are of the same order in air, the frequencies ω_c and ω_t can be rather different because the permeability essentially depends on the small ducts, while thermal transfer involves the whole pore volume. In consequence, $\omega_c > \omega_t$. Note also that the effective compressibility always contains a real part, and thus the change from isothermal to adiabatic conditions has consequences less drastic than the change from viscous to inertial regime.

2. Correctors to Biot-Allard modeling

The equations governing the two next orders provide the correctors to the continuum description.

First corrector:

$$\begin{cases} \operatorname{div}({}^1V) + i\omega\phi\left[\frac{{}^1P}{P^e} - \frac{{}^1T}{T^e}\right] = 0, \\ \mu^1V = -{}^0K \cdot \nabla^1P - {}^1K \cdot \nabla\nabla^0P - \frac{i\omega\mu^1N^0P}{P^e}, \\ \frac{{}^1T}{T^e} = {}^0\Pi \frac{{}^1P}{P^e} + {}^1\Pi \cdot \nabla \frac{{}^0P}{P^e}. \end{cases} \quad (23)$$

Second corrector:

$$\begin{cases} \operatorname{div}({}^2V) + i\omega\phi\left[\frac{{}^2P}{P^e} - \frac{{}^2T}{T^e}\right] = 0, \\ \mu^2V = -{}^0K \cdot \nabla^2P - {}^1K \cdot \nabla\nabla^1P - {}^2K \dots \nabla\nabla\nabla^0P \\ \quad - \frac{i\omega\mu^2N}{P^e} \cdot \nabla^0P, \\ \frac{{}^2T}{T^e} = {}^0\Pi \frac{{}^2P}{P^e} + {}^1\Pi \cdot \nabla \frac{{}^1P}{P^e} + {}^2\Pi \cdot \nabla\nabla \frac{{}^0P}{P^e} + \frac{i\omega\mu^2Z}{P^e} \frac{{}^0P}{P^e}. \end{cases} \quad (24)$$

These equations underline that a poor scale separation introduces deviations from the continuum description (strictly valid for infinite scale ratio) involving the successive gradients of pressure. The origin of those correctors lies in the terms neglected at preceding orders that become significant at the considered order. They bring unusual nonlocal terms and gas compressibility terms in both dynamic Darcy law and thermal behavior.

3. Isotropy or symmetric cell case: Cancellation of the first corrector of pressure, velocity, and temperature

In the case of macroscopic isotropy of the medium (up to the second order) or of cell presenting symmetry according to three orthogonal planes, tensors of odd rank, 1K and ${}^1\Pi$ cancel out. Therefore, Eqs. (23) driving the first correctors reduces to the same as that of the leading order (20). Consequently, without loss of generality, ${}^1P, {}^1V, {}^1T$ can be canceled out, and the effective correction of the three variables is reported to the second order, that is:

$$P = {}^0P + {}^2P + \dots, \quad V = {}^0V + {}^2V + \dots, \quad T = {}^0T + {}^2T + \dots$$

Furthermore, as any fourth rank isotropic tensor, 2K takes the following form (a, b, c are three independent scalars and δ the Kronecker symbol):

$${}^2K_i^{jkl} = a\delta_i^j\delta_k^l + b\delta_i^k\delta_j^l + c\delta_i^l\delta_j^k$$

giving:

$${}^2K \dots \nabla\nabla\nabla^0P = (a + b + c) \nabla(\Delta^0P).$$

Consequently, 2K may be reduced to a scalar function ${}^2k = a + b + c$ and the velocity correctors read (0k and 2n are the

scalar functions associated by the isotropic tensors 0K and 2N):

$$\begin{aligned}\mu^2V &= -{}^0\mathbf{k} \nabla^2 P - {}^2\mathbf{k} \nabla (\Delta^0 P) - \frac{i\omega\mu_2}{P^e} \mathbf{n} \nabla^0 P \\ &= -{}^0\mathbf{k} \nabla^2 P + \frac{{}^2\mathbf{k}}{{}^0\mathbf{k}} \Delta(\mu^0 V) - \frac{i\omega\mu_2}{P^e} \mathbf{n} \nabla^0 P.\end{aligned}$$

After adding the terms of zero order, we have

$$\mu \left[V - \frac{{}^2\mathbf{k}}{{}^0\mathbf{k}} \Delta(V) \right] = -{}^0\mathbf{k} \left[1 + \frac{i\omega\mu_2 \mathbf{n}}{P^e {}^0\mathbf{k}} \right] \nabla P + O(\epsilon^3). \quad (25)$$

The effective dynamic Darcy's law is enriched by two terms: (a) One linked to ${}^2\mathbf{k}$ is of viscoinertial nature—it corresponds to a generalization of the Brinkmans law in the dynamic range. (b) The other linked to ${}^2\mathbf{n}$ involves the thermoviscous coupling induced by the gas compressibility—it introduces a correction of permeability.

As for the thermal corrector in isotropic case, one obtains (${}^2\boldsymbol{\pi}$ is the scalar function associated to the isotropic tensor ${}^2\Pi$):

$$\frac{{}^2T}{T^e} = {}^0\Pi \frac{{}^2P}{P^e} + {}^2\boldsymbol{\pi} \Delta \left(\frac{{}^0P}{P^e} \right) + \frac{i\omega\mu_2 Z}{P^e} \frac{{}^0P}{P^e},$$

which gives, added to the zero-order terms:

$$\frac{T}{T^e} = \left[{}^0\Pi + \frac{i\omega\mu_2 Z}{P^e} \right] \frac{P}{P^e} + {}^2\boldsymbol{\pi} \Delta \left(\frac{P}{P^e} \right) + O(\epsilon^4).$$

This effective state equation for the gas includes nonlocal correction in the dynamic range with thermoviscous coupling effects linked with the compressibility.

4. General case: Cancellation of the first corrector of pressure

By combining the three equations of Eq. (20) governing the leading order, the velocity and the temperature may be eliminated, and the scalar wave equation expressed with the pressure 0P only is derived:

$$-\operatorname{div} \left(\frac{{}^0K}{\mu} \cdot \nabla^0 P \right) + i\omega \frac{\phi[1 - {}^0\Pi]}{P^e} {}^0P = 0. \quad (26)$$

Similarly, the first order set [Eq. (23)] yields

$$-\operatorname{div} \left(\frac{{}^0K}{\mu} \cdot \nabla^1 P \right) + i\omega \frac{\phi[1 - {}^0\Pi]}{P^e} {}^1P = S^1({}^0P), \quad (27)$$

$$S^1({}^0P) = \operatorname{div} \left(\frac{{}^1K}{\mu} \cdot \nabla \nabla^0 P \right) + \frac{i\omega}{P^e} {}^1N \cdot \nabla^0 P + i\omega \frac{\phi}{P^e} {}^1\Pi \cdot \nabla^0 P. \quad (28)$$

It is worth mentioning that, if the same differential operator (left-hand side) applies for 0P and 1P , the difference between zero- and first-order equations (26) and (27) comes from the source term on the right-hand side. In fact, Eq. (27) means that the first corrector field 1P results from radiation of a density of source $S^1({}^0P)$ generated by the 0P field. However, the first corrector presents generally a particular ener-

getic property. In composite media, it was shown—in static or dynamic elasticity or for thermal transfer—that the work of the first corrective term under the zero-order field is null (Boutin and Auriault, 1993; Boutin, 1995, 1996). This is shown below in the frame of poroacoustics. The source term $S^1({}^0P)$ reads

$$S^1({}^0P) = \frac{1}{\mu} {}^1K_j^{pq0} P_{,pqj} + \frac{i\omega}{P^e} [{}^1N_p + \phi^1 \Pi^p] {}^0P_{,p}.$$

However, the skew symmetry of 1K and identity between 1N and $\phi^1 \Pi$ can be demonstrated, see Appendix B:

$${}^1K_j^{pq} = -{}^1K_p^{jq} \quad \text{and} \quad {}^1N_p = -\phi^1 \Pi^p. \quad (29)$$

Combining this identity with ${}^0P_{,pqj} = {}^0P_{,jqp}$, one deduces that

$$S^1({}^0P) = 0 \quad \text{then} \quad {}^1P = 0.$$

As a matter of fact, 1P being governed by the same equations as 0P , it can be canceled out without loss of generality. Nevertheless, contrary to the isotropic case, 1V and 1T do not necessarily disappear.

5. Effective correctors

To sum up, *in any case*, the governing equations [Eqs. (23) and (24)] can be replaced by the following.

First corrector:

$${}^1P = 0, \quad \mu^1 V = -{}^1K \cdot \nabla \nabla^0 P - \frac{i\omega}{P^e} {}^1N {}^0P, \quad (30)$$

$$\frac{{}^1T}{T^e} = {}^1\Pi \cdot \nabla \frac{{}^0P}{P^e}.$$

Because of the identities (29), the macromass balance in Eq. (23) is necessarily satisfied.

Second corrector:

$$\operatorname{div}({}^2V) + i\omega \phi \left[\frac{{}^2P}{P^e} - \frac{{}^2T}{T^e} \right] = 0,$$

$$\mu^2 V = -{}^0K \cdot \nabla^2 P - {}^2K \dots \nabla \nabla \nabla^0 P - \frac{i\omega\mu_2}{P^e} {}^2N \cdot \nabla^0 P,$$

$$\frac{{}^2T}{T^e} = {}^0\Pi \frac{{}^2P}{P^e} + {}^2\Pi \dots \nabla \nabla \frac{{}^0P}{P^e} + \frac{i\omega\mu_2 Z}{P^e} \frac{{}^0P}{P^e}. \quad (31)$$

The equation governing the actual pressure corrector 2P derived from Eq. (31) takes the form:

$$-\operatorname{div} \left(\frac{{}^0K}{\mu} \cdot \nabla^2 P \right) + i\omega \frac{\phi[1 - {}^0\Pi]}{P^e} {}^2P = S^2({}^0P) \quad (32)$$

with

$$\begin{aligned}S^2({}^0P) &= \operatorname{div} \left(\frac{{}^2K}{\mu} \dots \nabla \nabla \nabla^0 P \right) + \frac{i\omega}{P^e} \left[{}^2N \cdot \nabla \nabla^0 P \right. \\ &\quad \left. + \phi \left({}^2\Pi \dots \nabla \nabla^0 P + \frac{i\omega\mu_2 Z}{P^e} {}^2P \right) \right]. \quad (33)\end{aligned}$$

As shown previously, the term on the right-hand side acts as a density of source generated by the 0P field. However, at

this order the source $S^2(^0P)$ does not cancel out and, in turn, a corrective 2P field is radiated (according to the zero-order macrobehavior): We are back to the Rayleigh scattering, in which the passing of a long wave through heterogeneity generates sources that radiate perturbations. The interest of the homogenization is to replace these sources and their precise radiation by mean sources and equivalent fields at the considered order. Furthermore, theoretical expressions are provided for determining the effective coefficients from the knowledge of the microstructure.

6. Simplification in adiabatic (or isothermal) regime

The above presented description [Eqs. (20), (30), and (31)] may be simplified if the adiabatic regime is assumed in the gas. In that case, the conduction disappears and temperature, pressure, and density are related by

$$\frac{\theta}{T^e} = (1 - 1/\gamma) \frac{P}{P^e}, \quad \frac{\rho}{\rho^e} = \frac{P}{\gamma P^e}, \quad (34)$$

so that ${}^0\Pi = 1 - 1/\gamma$ and the tensors ${}^i\Pi$, 2Z , 1N disappear. Tensors 0K , 1K , and 2K are the same as previously noted, since they are independent of the heat transfer. However, the tensor 2N is modified by the absence of thermal coupling. The isothermal case, which implies $\theta = 0$, then ${}^i\Pi = 0$, and $\rho = P(\rho^e/P^e)$ leads to similar simplifications (with 2N different than in the adiabatic case).

IV. RAYLEIGH SCATTERING OF PLANE WAVES

A. The continuum approximation

Consider a porous medium (isotropy is not needed) and investigate the scattering effect on an harmonic plane wave propagating in a given direction (of unit vector d). Denoting by $h_d = h_r + ih_i$ the complex wave number in this direction, the variations of the zero-order pressure take the form:

$${}^0P = \widetilde{{}^0P} \exp(-ih_d x \cdot d) \exp(i\omega t). \quad (35)$$

This plane wave is an eigenmode of the medium, and, from the zero-order balance Eq. (26),

$$(-ih_d)^2 = i\omega \frac{\phi[1 - {}^0\Pi]}{P^e} \frac{\mu}{K_d}$$

where

$$K_d = d_i {}^0K_i^j d_j.$$

The wave velocity C_d , wavelength λ_d , and attenuation ξ_d in direction d are related to the wave number by

$$h_d = \frac{\omega}{C_d} (1 - i\xi_d),$$

i.e.,

$$C_d = \frac{\omega}{h_r}, \quad \lambda_d = \frac{2\pi}{h_r}, \quad \xi_d = -\frac{h_i}{h_r}$$

Because of the variations of the dynamic permeability with frequency recalled in Sec. III C 1, the P_2 wave shows a strong dispersion, evolving from

- (1) a diffusion wave at low frequency ($\omega < \omega_c$):
 $C_d \approx \sqrt{(\omega/\omega_c)} \sqrt{(P^e/\alpha_z \rho^e)}$; $\xi_d = 1 - O(\sqrt{(\omega/\omega_c)})$.
- (2) to a propagation wave at high frequency ($\omega > \omega_c$):
 $C_d \approx \sqrt{(\gamma P^e/\alpha_z \rho^e)}$; $\xi_d \sim \sqrt{(\omega_c/\omega)}$.

B. Scattering effect

As ${}^1P = 0$, the above-presented continuum description is valid up to a precision ϵ^2 for the pressure and ϵ for the flow and temperature. This is sufficient for long waves. For shorter waves the precision is improved by considering the higher order terms. With this aim, let us first calculate the source term $S^2(^0P)$. Replacing in Eq. (33) 0P by its expression (35), gives

$$S^2(^0P) = \left\{ \frac{1}{\mu} {}^2K_d (-ih_d)^4 + \frac{i\omega}{P^e} \left[{}^2N_d + {}^2\Pi_d \phi \right] (-ih_d)^2 + \frac{i\omega\mu}{P^e} {}^2Z\phi \right\} \widetilde{{}^0P} \exp(-ih_d x \cdot d)$$

where

$${}^2K_d = d_i {}^2K_i^{jkl} d_j d_k d_l, \quad {}^2N_d = d_i {}^2N_i^j d_j, \quad {}^2\Pi_d = d_i {}^2\Pi_i^j d_j.$$

This source is proportional (but not in phase) to 0P . Thus, it acts as a forcing term loading the medium according to one of the eigenmodes, i.e., the plane wave in the direction d . This induces a *self-resonance* effect and subsequently the radiated field 2P is *linearly amplified* as the wave progresses. Thus, the field 2P satisfying Eq. (26) is in the form:

$${}^2P = -Q_d (-ih_d)^2 (-ih_d x \cdot d) \widetilde{{}^0P} \exp(-ih_d x \cdot d), \quad (36)$$

where the frequency-dependent complex coefficients, Q_d and $Q_d(-ih_d)^2$, read:

$$2Q_d = \frac{{}^2K_d}{K_d} + \frac{{}^2N_d + {}^2\Pi_d \phi}{\phi(1 - {}^0\Pi)} + {}^2Z\phi \frac{K_d}{[\phi(1 - {}^0\Pi)]^2} \quad (37)$$

and

$$2Q_d(-ih_d)^2 = \frac{i\omega\mu}{P^e} \left[\phi(1 - {}^0\Pi) \frac{{}^2K_d}{(K_d)^2} + \frac{{}^2N_d + {}^2\Pi_d \phi}{K_d} + \frac{{}^2Z}{1 - {}^0\Pi} \right]. \quad (38)$$

Expression (36) means that the scattered field is coherent (consistently with the scale separation assumption) and radiates in the same direction as the zero-order field. Finally, up to the second order the macropressure reads:

$${}^0P + {}^2P = [1 - Q_d(-ih_d)^2 (-ih_d x \cdot d)] \widetilde{{}^0P} \exp(-ih_d x \cdot d) = P(1 + O(\epsilon^3)).$$

At the same level of approximation (apparently within a distance x such as $O(|h_d| x \cdot d) < 1/\sqrt{\epsilon}$, however this restriction can be removed by considering new boundary conditions beyond this distance), the macropressure can also be expressed as

$$P = \widetilde{{}^0P} (\exp(-ih_d x \cdot d) + O(\epsilon^3))$$

with

$$\tilde{h}_d = h_d [1 - Q_d (-ih_d)^2].$$

Thus the diffraction modifies the wave number h_d given by the continuum approximation. As expected, the correction is of the order of $Q_d (-ih_d)^2 = O(l^2 / (\lambda / 2\pi)^2) = O(\epsilon^2)$. This perturbation comes from the interference between the zero-order wave and the coherent and amplified wave generated by the induced source distribution. Writing Q_d on the polar form: $Q_d = |Q_d| \exp(i\chi)$, one derives the apparent velocity and attenuation factor by expressing explicitly that

$$\tilde{h}_d = \frac{\omega}{C_d} (1 - i\tilde{\xi}_d) = \frac{\omega}{C_d} (1 - i\xi_d) \left[1 + |Q_d| (\cos \chi + i \sin \chi) \times \left[\frac{\omega(1 - i\xi_d)}{C_d} \right]^2 \right].$$

Algebra leads to

$$\tilde{C}_d = C_d \left[1 - |Q_d| \left(\frac{\omega}{C_d} \right)^2 [(1 - \xi_d^2) (\cos \chi + \xi_d \sin \chi) + 2\xi_d (\sin \chi - \xi_d \cos \chi)] \right], \quad (39)$$

$$\tilde{\xi}_d = \xi_d + |Q_d| \left(\frac{\omega}{C_d} \right)^2 [2\xi_d (1 + \xi_d^2) \cos \chi - (1 - \xi_d^4) \sin \chi]. \quad (40)$$

Those expressions point out the difference between the scattering effect for poroacoustic waves and for elastic or thermal waves. Let us recall that in the two latter cases the analogue of Q_d is a purely real constant (i.e., $\chi=0$) strictly related to the geometry of the microstructure [the reason is that—contrary to poroacoustics—in those cases, quasistatic conditions govern the local physics, see [Boutin and Auriault (1993), Boutin (1995), Chen and fish (2001)]. In elasticity, the zero-order velocity is a constant, and there is no attenuation (i.e., $\xi=0$): The scattering leads to a velocity dispersion varying according to ω^2 and an apparent attenuation increasing according to ω^3 . The thermal waves being dispersive ($C \sim \sqrt{\omega}$) and damped ($\xi=1$), the scattering induces an additional velocity dispersion and attenuation both varying linearly with ω .

In poroacoustics the rules for the physical consequences of scattering are not so easy to draw, first, because of the change in the P_2 wave from a diffusion to a propagation mode, and, second, because Q_d is a frequency-dependent complex function. Consequently, the velocity and attenuation are both modified, but no general simple trends in the whole frequency range can be drawn for the frequency dependence.

In the viscous regime, the vanishing of the transient effects at the pore scale makes macroscopic tensors tend toward real value, then $Q_d \rightarrow Q_{d0}$ and $\chi \rightarrow 0$ and one obtains a correction identical to that of a diffusion wave:

$$\tilde{C}_d = C_d \left[1 + 2Q_{d0} \left(\frac{\omega}{C_d} \right)^2 \right], \quad \tilde{\xi}_d = \xi_d + 4Q_{d0} \left(\frac{\omega}{C_d} \right)^2 \quad (41)$$

with

$$C_d \approx \sqrt{\frac{\omega}{\omega_c}} \sqrt{\frac{P^e}{\alpha_{\infty} \rho^e}}, \quad \xi_d = 1 - O\left(\sqrt{\frac{\omega}{\omega_c}}\right).$$

In the inertial regime (below diffraction), i.e., $\omega_c < \omega < \omega_d$, the wave propagates with damping and one may expect perturbation in both velocity and attenuation:

$$\tilde{C}_d \approx C_d \left[1 - |Q_d| \left(\frac{\omega}{C_d} \right)^2 (\cos \chi + 3\xi_d \sin \chi) \right], \quad (42)$$

$$\tilde{\xi}_d \approx \xi_d - |Q_d| \left(\frac{\omega}{C_d} \right)^2 [\sin \chi - 2\xi_d \cos \chi]$$

with

$$C_d \approx \sqrt{\frac{\gamma P^e}{\alpha_{\infty} \rho^e}}, \quad \xi_d \sim \sqrt{\frac{\omega_c}{\omega}}.$$

In the whole frequency range and for common pore morphology, the estimates of the tensors (Sec. III C) suggest the following assessment, where \mathcal{G} is a dimensionless geometric factor, which accounts for the pore geometry and the ratio between pore and elementary representative volume sizes:

$$Q(-ih)^2 \sim \mathcal{G} \left[\frac{\mathcal{K}}{0K} \right] \frac{i\omega\mu}{\gamma P^e},$$

i.e.,

$$\frac{C}{\tilde{C}} \frac{1 - i\tilde{\xi}}{1 - i\xi} - 1 \sim \mathcal{G} \left[\frac{\mathcal{K}}{0K} \right] \frac{i\omega\mu}{\gamma P^e}.$$

C. Diffraction and critical frequency

Since the diffraction effects are $O(\epsilon^2)$ they are actually significant when $\epsilon \rightarrow 1$, i.e., for frequencies close to ω_d . To identify the qualitative nature of the diffraction when it becomes significant, it is necessary to compare ω_d to ω_c .

According to the properties of P_2 waves, the wavelength may be assessed as (where $C_a = \sqrt{\gamma P^e / \rho^e}$ is the sound velocity in air)

$$\omega < \omega_c \Rightarrow \lambda / 2\pi \approx \frac{C_a}{\sqrt{\omega \omega_c}}, \quad \omega > \omega_c \Rightarrow \lambda / 2\pi \approx \frac{C_a}{\omega \sqrt{\alpha_{\infty}}}.$$

Applied at the diffraction frequency (ω_d is such that $\lambda / 2\pi = l$), these relations give

$$\frac{\omega_d}{\omega_c} < 1 \Rightarrow \frac{\omega_d}{\omega_c} = \left(\frac{C_a}{l \omega_c} \right)^2,$$

$$\frac{\omega_d}{\omega_c} > 1 \Rightarrow \frac{\omega_d}{\omega_c} = \frac{C_a}{l \omega_c \sqrt{\alpha_{\infty}}} = \frac{C_a \rho^e \mathcal{K}}{\mu \phi l}.$$

If we now consider:

- (1) Air properties at the normal conditions, $\mu / C_a \rho^e \approx 1.810^{-5}$ Pa s / 343 m/s 1.2 kg/m³ $\approx 4, 3 \cdot 10^{-8}$ m and
- (2) The very rough permeability estimate $\mathcal{K} = O(\phi l^2)$, it appears that as soon as $l > 4 \times 10^{-8}$ m, then $\omega_d > \omega_c$. This

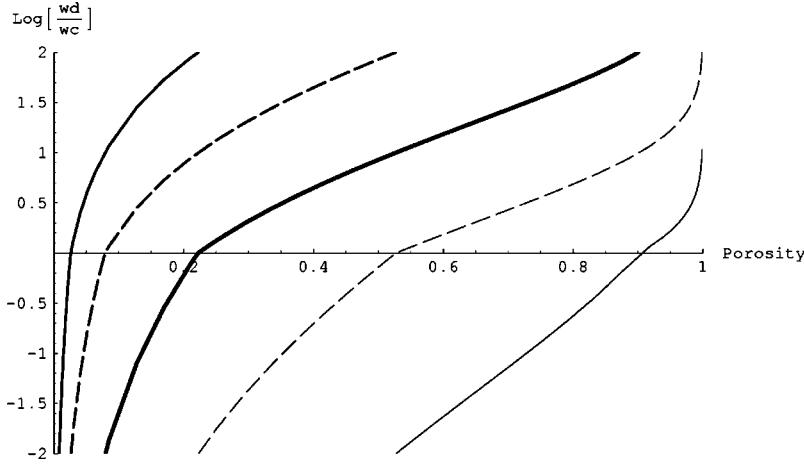


FIG. 2. Logarithm of the ratio of diffraction and critical frequencies, $\text{Log}[\omega_d/\omega_c]$, vs porosity ϕ for media of different elementary representative volume size l . Lines from left to right correspond respectively to $l=1$ cm, 1 mm, 100 μm , 10 μm , and 1 μm .

means that the diffraction effect is significant in the dynamic regime, except for materials of pores smaller than about 50 nm.

The self-consistent approach for the intrinsic permeability of granular material—of characteristic size $l=2R$ and porosity ϕ (Boutin, 2000)—supplies the more realistic estimate:

$$\mathcal{K} = R^2 \Psi(\phi),$$

$$\Psi(\phi) = \frac{1}{3} \left[\frac{2 + 3(1 - \phi)^{5/3}}{3 + 2(1 - \phi)^{5/3}} \frac{1}{(1 - \phi)^{1/3}} - 1 \right].$$

Using this expression, Fig. 2 shows the ratio ω_d/ω_c versus the porosity for several realistic characteristic sizes. Clearly, the diffraction takes place in the viscous regime only for materials presenting rather fine pores (say less than 1 μm) and/or small porosity. For most of the sound-absorbing materials, the diffraction frequency is to be expected within the dynamic regime.

V. A SIMPLE ACADEMIC EXAMPLE

To illustrate these results we consider a periodic array of parallel slits, Fig. 3. The porous medium consists in parallel impervious rigid plane plates of normal vector e_3 , of negligible thickness (i.e., $\phi \approx 1$), separated by gas layers of constant thickness $2a$. This medium is isotropic in the plane (e_1, e_2) and impervious in direction e_3 . The one-dimensional geometry enables the exact determination (detailed in Appendix C) of the local fields and macroscopic tensors. For the sake of simplicity, the adiabatic regime is assumed. From the

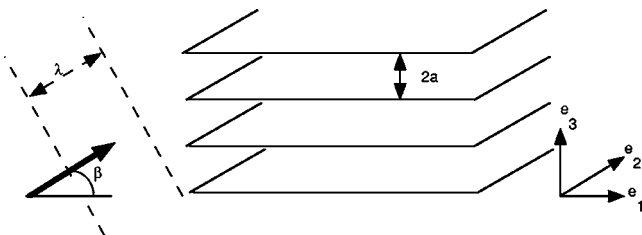


FIG. 3. Porous media made of a periodic array of slits.

“cell,” symmetry ${}^1K=0$ and the first corrector 1V cancel out. According to Sec. III C 6 the description is, up to the second order, as follows.

Zero order:

$$\text{div}({}^0V) + i\omega\phi \frac{{}^0P}{\gamma P^e} = 0, \quad \mu^0 V = -{}^0K \cdot \nabla^0 P \quad (43)$$

Second order (with adiabatic tensor 2N):

$$\begin{cases} \text{div}({}^2V) + i\omega\phi \frac{{}^2P}{\gamma P^e} = 0, \\ \mu^2 V = -{}^0K \cdot \nabla^2 P - {}^2K \cdot \nabla \nabla^0 P - \frac{i\omega\mu^2 N \cdot \nabla^0 P}{P^e} \end{cases}$$

A. Macroscopic tensors

Using the notations, (recall that $\delta_v = \sqrt{\mu/i\omega\rho^e}$)

$$u = \frac{a}{\delta_v}, \quad C = \cosh(u), \quad S = \sinh(u), \quad T = \tanh(u),$$

the zero-order dynamic permeability tensor takes the classical diagonal form (${}^0K_i^j=0$ for $i \neq j$):

$${}^0K_1^1 = {}^0K_2^2 = \delta_v^2 \left[1 - \frac{T}{u} \right], \quad {}^0K_3^3 = 0.$$

At the next order, as expected from the cell symmetry calculations show that 1K vanishes, whereas some local fields 1k are not zero:

$$\forall i, j, k, \quad {}^1K_i^{jk} = 0.$$

After the algebra described in Appendix C, the nonvanishing components of 2K are:

$${}^2K_1^{111} = {}^2K_2^{222} = \delta_v^4 \left[\frac{3}{2} - \frac{5T}{2u} - \left(\frac{1}{6} - \frac{1}{u^2} \right) T^2 \right],$$

$${}^2K_1^{122} = {}^2K_2^{211} = \delta_v^4 \left[\frac{3}{2} - \frac{3T}{2u} - \frac{T^2}{2} \right],$$

$${}^2K_2^{112} = {}^2K_1^{221} = \delta_v^4 \left[-\frac{T}{u} + \left(\frac{1}{3} + \frac{1}{u^2} \right) T^2 \right],$$

$${}^2K_1^{133} = {}^2K_2^{233} = \delta_v^4 \left[\frac{1}{2} - \frac{T}{2u} - \frac{T^2}{2} - \frac{u}{SC} \right],$$

$${}^2K_3^{311} = {}^2K_3^{322} = \delta_v^4 \left[-1 - \frac{u^2}{3} + \frac{u}{T} \right],$$

$${}^2K_3^{131} = {}^2K_3^{232} = {}^2K_1^{313} = {}^2K_2^{323} = \delta_v^4 \left[-1 + \frac{2T}{u} - \frac{u}{SC} \right],$$

$${}^2K_3^{113} = {}^2K_3^{223} = {}^2K_1^{331} = {}^2K_2^{332} = \delta_v^4 \left[-1 + \left(\frac{1}{u} + \frac{u}{3} \right) T \right].$$

Finally, tensor 2N is diagonal (${}^2N_i^j=0$ for $i \neq j$) and has the following components:

$${}^2N_1^1 = {}^2N_2^2 = \frac{{}^0K_1^1}{\gamma}, \quad {}^2N_3^3 = \frac{a^2}{3} = \frac{\mathcal{K}}{\gamma}.$$

B. Plane wave diffraction

Consider now a plane wave propagating in a direction d inclined at an angle β with the slits, i.e., $d = \cos(\beta)e_1 + \sin(\beta)e_3$. In this direction, the wave number h_d is given by

$$(-ih_d)^2 = \frac{i\omega}{\gamma P^e} \frac{\mu}{{}^0K_1^1 \cos(\beta)^2}$$

and the (adiabatic) coefficient Q_d takes the form, see Eq. (38):

$${}^2Q_d = \frac{{}^2K_1^{111} \cos(\beta)^2 + ({}^2K_1^{133} + {}^2K_3^{311} + 2{}^2K_1^{313} + 2{}^2K_1^{331}) \sin(\beta)^2}{{}^0K_1^1} + {}^0K_1^1 \cos(\beta)^2 + \mathcal{K} \sin(\beta)^2.$$

Thus the dimensionless corrective term $Q_d(ih_d)^2$ reads:

$$Q_d(-ih_d)^2 = \frac{1}{2} \left\{ 1 + \frac{{}^2K_1^{111}}{({}^0K_1^1)^2} + \tan(\beta)^2 \left[\frac{\mathcal{K}}{{}^0K_1^1} + \frac{{}^2K_1^{133} + {}^2K_3^{311} + 2{}^2K_1^{313} + 2{}^2K_1^{331}}{({}^0K_1^1)^2} \right] \right\} \frac{i\omega\mu}{\gamma P^e}.$$

1. Propagation parallel to the slits

When focusing on waves propagating parallel to the slits, the corrector reduces to

$$Q_{e_1}(ih_{e_1})^2 = \frac{1}{2} \left[1 + \frac{{}^2K_1^{111}}{({}^0K_1^1)^2} \right] \frac{i\omega\mu}{\gamma P^e}.$$

From expressions of ${}^0K_1^1$ and ${}^2K_1^{111}$, it can be shown that, all over the whole frequency range, ${}^2K_1^{111}({}^0K_1^1)^{-2}$ is very close to a constant real value (varying from 7/5 at low frequency to 4/3 at high frequency). Consequently:

- (1) At low frequency, Q_{e_1} tends to the real value $2a^2/5 = 6\mathcal{K}/5$ and, according to Eq. (41), the scattering perturbation is near to that of diffusion waves.
- (2) At high frequency, $Q_{e_1} \sim -i/\omega$: This leads to *atypical* effects, i.e., [cf. Eq. (42)], a velocity dispersion varying according to $\sqrt{\omega}$, and an additional attenuation varying according to ω .

2. Oblique propagation

In oblique directions a significant anisotropic effect is induced in the whole frequency range by the magnification coefficient $\tan(\beta)^2$. Further,

- (1) At low frequency, Q_d tends to a real constant ($\sim \mathcal{K}$) and therefore diffraction will be similar to that of diffusion waves.
- (2) At high frequency, terms that vary according to $i\omega$ exactly compensate each other. Thus, $Q_d \sim \sqrt{i\omega}$, implying that $Q_d(ih_d)^2$ varies as $\omega^2 \sqrt{i\omega}$. Again, the consequences of diffraction differ from that of elastic waves: Both velocity dispersion and additional attenuation vary according to $\omega^2 \sqrt{i\omega}$.

This simple case shows that the diffraction correction presents a rather complex frequency dependence. Figures 4–6 depict the strong quantitative and qualitative differences when (i) The diffraction frequency lies within the viscous, critical, or inertial regime (those cases are reached by varying the thickness of the gas layer) and (ii) the propagation is parallel to the slit or in oblique direction. It is worth noting that the atypical results at high frequency are strongly related to the one-dimensional-geometry and should not be generalized to other porous materials.

VI. CONCLUSION

To investigate the long wave scattering in air-saturated porous media, the periodic homogenization method was applied, extending the analysis up to the second-order terms. The actual enriched second-order description given by Eqs. (20), (30), and (31) accounts for the viscous, thermal, and inertia effects at the pore scale and is valid even for large concentration of solid.

In the Rayleigh domain, the improving of the continuum description implies a nonlocal behavior (associated with microstructural sources) and specific tensors depending on the microstructure and the frequency. It is shown that—up to the second order at least—the tensors associated the visco-inertial

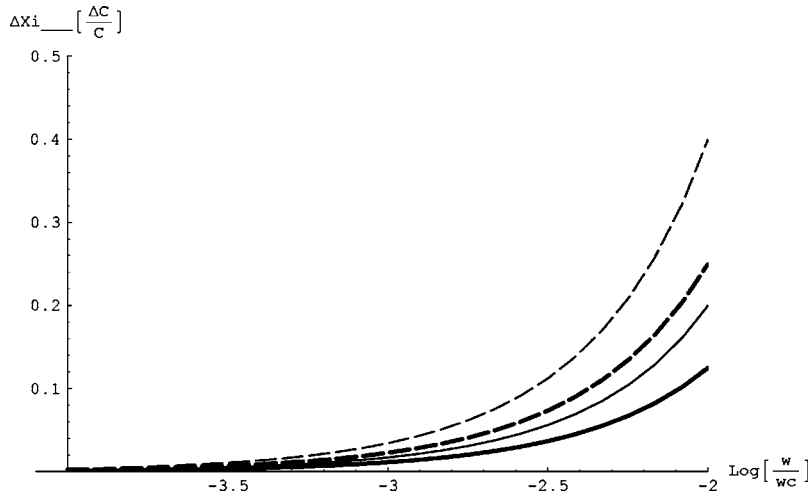


FIG. 4. Diffraction effect within the viscous regime. The thickness $2a=5 \times 10^{-8}$ m gives a diffraction frequency $\omega_d \approx 0.01 \omega_c$, ($f_c \approx 100$ GHz). The relative variation of velocity, $\Delta C/C = (\bar{C} - C)/C$, (plain line) and variation of attenuation, $\Delta \xi = \bar{\xi} - \xi$, (dashed line) are presented vs $\text{Log}[w/\omega_c]$, for propagation parallel to the slits (tick line) and in oblique direction $\beta = \pi/4$ (normal line). Velocity and attenuation significantly increase, similarly in both directions.

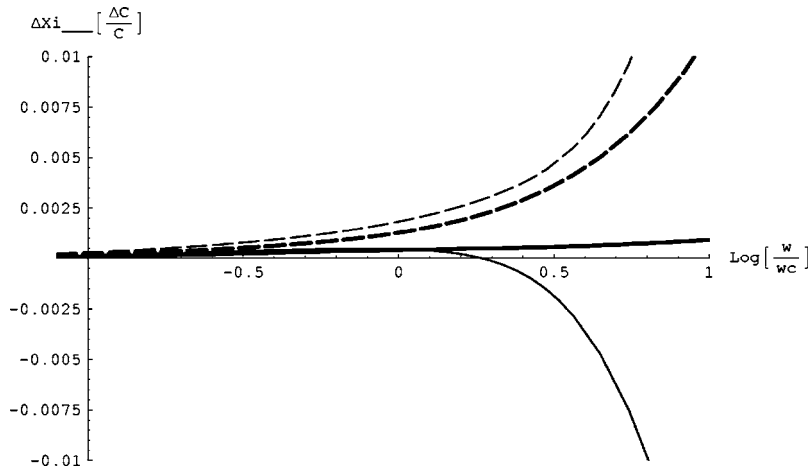


FIG. 5. Diffraction effect within the visco-inertial regime. The thickness $2a=5 \times 10^{-6}$ m gives a diffraction frequency $\omega_d \approx \omega_c$, ($f_c \approx 10$ MHz). Same legend as in Fig. 4. Wave parallel to the slits presents an increase of attenuation and a slight increase of velocity. Oblique wave becomes more attenuated with a transition from a slight increase of velocity to a decrease.

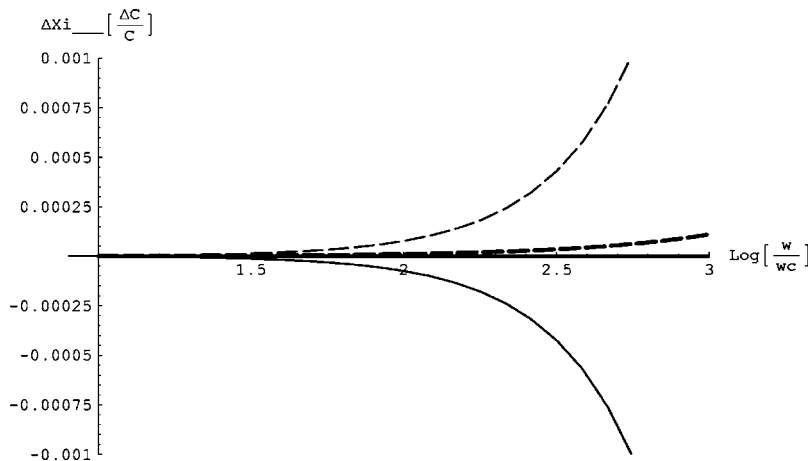


FIG. 6. Diffraction effect within the inertial regime. The thickness $2a=5 \times 10^{-4}$ m gives a diffraction frequency $\omega_d \approx 10^3 \omega_c$, ($f_c \approx 1$ kHz). Same legend as in Fig. 4. Diffraction makes oblique waves more attenuated and of slower velocity, while parallel waves are almost unaffected.

effects can be determined separately, while the thermal effects become coupled with viscous effects. A key result is that the first-order macropressure is demonstrated to vanish and that the correctors are reported at the second order. This points out the robustness of the usual continuum description, and explains in some manner the abrupt transition from the behavior in the Rayleigh domain to the behavior at higher frequencies.

The perturbation of plane wave propagation is derived from this description and interpreted as interferences between the zero-order field and the field—coherent and linearly amplified by a *self-resonance* mechanism—built up from the diffracted sources. The frequency dependence of the velocity's and attenuation's correction is rather complex due to the dispersion of the P_2 wave. Effects close to that observed for diffusion waves are recovered at low frequency. At high frequency an accurate discussion of these theoretical results would require numerical computation of high order tensors. An example is presented for the simple case of an array of slits. In that case, the atypical effect in high frequency range is strongly anisotropic and differs from what is observed with purely elastic waves.

Let us underline that those results are only valid in the scale separation frequency range. At higher frequencies, this approach becomes irrelevant since the scattered waves radiate in other directions than the initial wave. Another limitation is the periodicity assumption. Nevertheless, it may be inferred that this hypothesis does not modify the nature of the results for long wave in random media, provided that they can be characterized by a representative volume smaller than the wavelength. However, regarding shorter waves, strong divergences have to be expected, mostly because the diffracted field in random media loses its coherence.

APPENDIX A: HOMOGENIZATION PROCESS UP TO THE SECOND ORDER

This appendix gives the complement of the homogenization process not detailed in the main text. To save notations, the Einstein convention is used, the derivative $\partial f / \partial y_i$ is denoted by $f_{,i}$, the high indexes of the particular solutions are related to the forcing term, the low indexes indicate the components of the field and derivative, e.g., $v = v_i \cdot e_i$; $\text{div}_y(v) = v_{,i}$; δ_i^m is the Kronecker symbol ($\delta_i^m = 1$ if $i = m$; $= 0$

otherwise). The average on the pores domain is denoted by $\langle - \rangle = (1/\Omega_f) \int_{\Omega_f} - d\Omega$.

1. The leading and first order

These two first steps are detailed in Sec. III B. The differential systems $\{S_i^0\}$ satisfied by the particular solutions ${}^0\pi$, is

$$S_i^0({}^0\pi) \begin{cases} i\omega\rho^e c_p {}^0\pi - \kappa\Delta_y({}^0\pi) = i\omega\frac{P^e}{T^e}, \\ {}^0\pi_{|\Gamma} = 0, \quad {}^0\pi \quad \Omega\text{-periodic}. \end{cases}$$

Keeping in mind that $P^e/T^e = \rho^e c_p (1 - 1/\gamma)$, it clearly appears that ${}^0\pi$ depends on the frequency throughout the single parameter $\delta_i^{-2} = i\omega\rho^e c_p / \kappa$. Thus, $\langle {}^0\pi \rangle = {}^0\Pi$, is a function of the thermal dimensionless frequency ω/ω_t [ω_t being defined by Eq. (22)].

As for the solutions $(-{}^0k^m/\mu, {}^1\alpha^m)$, they are governed by the set $\{S_v^0\}$:

$$S_v^0({}^0k^m, {}^1\alpha^m) \begin{cases} i\omega\frac{\rho^e}{\mu} {}^0k_i^m - \Delta_y({}^0k_i^m) - {}^1\alpha_i^m = \delta_i^m, \\ {}^0k_{i,i}^m = 0, \\ {}^0k_{|\Gamma}^m = 0, \quad \langle {}^1\alpha^m \rangle = 0, \\ {}^0k^m, {}^1\alpha^m \quad \Omega\text{-periodic}. \end{cases}$$

This form points out that $(-{}^0k^m, {}^1\alpha^m)$ depends on the frequency throughout the single parameter $\delta_v^{-2} = i\omega\rho^e/\mu$. Therefore, $\phi\langle {}^0k \rangle = {}^0K$ is function of the viscous dimensionless frequency ω/ω_c [ω_c being defined by Eq. (21)].

The differential system $\{S_i^1\}$ satisfied by the particular solutions ${}^1\pi^m$ is given in the following:

$$S_i^1({}^1\pi^m) \begin{cases} i\omega\rho^e c_p {}^1\pi^m - \kappa\Delta_y({}^1\pi^m) = i\omega\frac{P^e}{T^e} {}^1\alpha^m + 2\kappa {}^0\pi_{,m}, \\ {}^1\pi_{|\Gamma} = 0, \quad {}^1\pi \quad \Omega\text{-periodic}. \end{cases}$$

The presence of ${}^1\alpha^m$ implies a viscothermal coupling. Then $\langle {}^1\pi \rangle = {}^1\Pi$ depends on both dimensionless frequencies ω/ω_t and ω/ω_c .

2. The second order

The gas flow problem $\{S_v^1\}$

The set of equations $\{S_v^1\}$ governing $({}^1v, {}^2p)$ reads explicitly:

$$S_v^1 \begin{cases} -i\omega\rho^e {}^1v + \Delta_y(\mu {}^1v) - \nabla_y {}^2p = \nabla_x {}^1p - 2\Delta_{yx}(\mu {}^0v) + i\omega\mu \nabla_y \frac{{}^0\theta}{T^e}, \\ \text{div}_y({}^1v) = -\text{div}_x({}^0v) + \text{div}_x(\langle {}^0v \rangle) + i\omega \left[\frac{{}^0\theta - \langle {}^0\theta \rangle}{T^e} \right], \\ v_{|\Gamma}^1 = 0, \quad {}^1v, \quad \text{and } {}^1p \Omega\text{-periodic}. \end{cases}$$

Note the following:

- (1) Taking advantage of $\langle \text{div}_y(\cdot^1 v) \rangle = 0$ (see Sec. III A) the average mass balance equation has been subtracted from the local mass balance.
- (2) The set $\{S_v^1\}$ is identical to the set $\{S_v^0\}$, except for the right-hand side of the equations acting as forcing terms induced by the solutions at previous order.

When substituting Eqs. (17) and (18) of ${}^0\theta$, 0v , and 1p it appears that the forcing terms may be split into:

- (1) A term associated with $\nabla_x \cdot \widehat{p}^1$, which leads to an identical problem than at the preceding order.
- (2) Terms coming from 0v , $\langle {}^0v \rangle$ and 1p , associated with the second gradient of the zero-order pressure $\nabla_x \nabla_x {}^0P$.
- (3) Terms coming from ${}^0\theta$ and $\langle {}^0\theta \rangle$, associated to the zero-order pressure 0P .

As a consequence of the linearity, the solution is a linear combination of particular solutions associated with each of these forcing terms. Consequently the solution is in the form:

$${}^2p(x,y) = \widehat{p}^2(x) + {}^1\alpha \cdot \nabla_x \widehat{p}^1(x) + {}^2\alpha \cdot \nabla_x \nabla_x {}^0P(x) + \frac{i\omega\mu}{P^e} {}^2\nu^0 P(x), \quad (\text{A1})$$

$$- \mu^1 v(x,y) = {}^0k \cdot \nabla_x \widehat{p}^1(x) + {}^1k \cdot \nabla_x \nabla_x {}^0P(x) + \frac{i\omega\mu}{P^e} {}^1n^0 P(x). \quad (\text{A2})$$

The solutions $(-{}^1k^{mn}/\mu, {}^2\alpha^{mn})$ corresponding to unit second gradients of pressure, $\nabla_x \nabla_x {}^0P(x) = e_m \otimes e_n$, are governed by

$$S_v^1({}^1k^{mn}, {}^2\alpha^{mn}) \times \begin{cases} i\omega \frac{\rho^e}{\mu} {}^1k_{i,i}^{mn} - \Delta_y({}^1k_i^{mn}) - {}^2\alpha_{,i}^{mn} = {}^1\alpha^m \delta_i^n + 2{}^0k_{i,n}^m, \\ {}^1k_{i,i}^{mn} = -{}^0k_n^m + \langle {}^0k_n^m \rangle, \\ {}^1k_{\Gamma}^{mn} = 0; \langle {}^2\alpha^{mn} \rangle = 0, \\ {}^1k^{mn} \text{ and } {}^2\alpha^{mn} \text{ } \Omega\text{-periodic.} \end{cases}$$

As previously, the single parameter is δ_v^{-2} so that $\phi(\cdot^1 k) = {}^1K$, only depends on ω/ω_c .

The solution $(-{}^1n/\mu, {}^2\nu)$ corresponding to a pressure, ${}^0P(x) = P^e/i\omega\mu$, is driven by

$$S_v^1({}^1n, {}^2\nu) \begin{cases} i\omega \frac{\rho^e}{\mu} {}^1n_i - \Delta_y({}^1n_i) - {}^2\nu_{,i} = {}^0\pi_{,i}, \\ {}^1n_{i,i} = {}^0\Pi - {}^0\pi, \\ {}^1n_{\Gamma} = 0, \langle {}^2\nu \rangle = 0, \\ {}^1n, \text{ and } {}^2\nu \text{ } \Omega\text{-periodic.} \end{cases}$$

The source terms brought a thermal coupling. Therefore $\langle {}^1n \rangle = {}^1N$ depends on ω/ω_i and ω/ω_c .

The heat transfer problem $\{S_t^2\}$

As for the temperature, ${}^2\theta$ is solution of $\{S_t^2\}$:

$$S_t^2 \begin{cases} i\omega \rho^e c_p {}^2\theta - \kappa \Delta_y({}^2\theta) = {}^2p i\omega + 2\kappa \Delta_{yx}({}^1\theta) + \kappa \Delta_x({}^0\theta), \\ \theta_{\Gamma}^2 = 0, \quad \theta^2 \text{ } \Omega\text{-periodic.} \end{cases}$$

Inserting Eqs. (17)–(19) and (A1) giving ${}^0\theta$, ${}^1\theta$, and 2p , one notes that the forcing terms are constituted by the following:

- (1) Terms associated with \widehat{p}^2 and $\nabla_x \widehat{p}^1$, which lead to identical problems than at the two preceding orders.
- (2) Terms associated with the second gradient of the zero-order pressure $\nabla_x \nabla_x {}^0P$.
- (3) Terms associated with the zero order pressure 0P .

Again, from the linearity, the solution is a linear combination of particular solutions associated with each forcing term:

$$(P^e/T^e)^2 \theta(x,y) = {}^0\pi^2 \widehat{p}^2(x) + {}^1\pi \cdot \nabla_x \widehat{p}^1(x) + {}^2\pi \cdot \nabla_x \nabla_x {}^0P(x) + \frac{i\omega\mu}{P^e} {}^2\zeta^0 P(x). \quad (\text{A3})$$

The temperature distributions ${}^2\pi^{mn}$ solutions of $\{S_t^2\}$ under second gradient of pressure $\nabla_x \nabla_x {}^0P(x) = (P^e/T^e) e_m \otimes e_n$ are determined by

$$S_t^2({}^2\pi^{mn}) \times \begin{cases} i\omega \rho^e c_p {}^2\pi^{mn} - \kappa \Delta_y({}^2\pi^{mn}) = i\omega \frac{P^e}{T^e} {}^2\alpha^{mn} + 2\kappa {}^1\pi_{,n}^m + \kappa {}^0\pi \delta_n^m, \\ {}^2\pi_{\Gamma}^{mn} = 0, \quad {}^2\pi^{mn} \text{ } \Omega\text{-periodic.} \end{cases}$$

The temperature distribution ${}^2\zeta$ solution of $\{S_t^2\}$ under pressure ${}^0P(x) = P^e/i\omega\mu$ is determined by

$$S_t^2({}^2\zeta) \begin{cases} i\omega \rho^e c_p {}^2\zeta - \kappa \Delta_y({}^2\zeta) = i\omega \frac{P^e}{T^e} {}^2\nu, \\ {}^2\zeta_{\Gamma} = 0, \quad {}^2\zeta \text{ } \Omega\text{-periodic.} \end{cases}$$

Note that the source terms introduce a viscous coupling in the first case, and a thermoviscous coupling in the second case. Then ${}^2\Pi$ and 2Z depend on ω/ω_i and ω/ω_c .

3. The third order: The gas flow problem $\{S_v^2\}$

Finally, the set $\{S_v^2\}$ governing 3p and 2v is

$$S_v^2 \begin{cases} -i\omega\rho e^2 v + \Delta_y(\mu^2 v) - \nabla_y^3 p = \dots \\ = \nabla_x^2 p - 2\Delta_{yx}(\mu^1 v) - i\omega\mu \left(\nabla_y \frac{1p}{P^e} - \nabla_y \frac{1\theta}{T^e} \right) - \Delta_x(\mu^0 v) - i\omega\mu \left(\nabla_x \frac{0P}{P^e} - \nabla_x \frac{0\theta}{T^e} \right) \\ \text{div}_y(\mu^2 v) = -\text{div}_x(\mu^1 v) + \text{div}_x(\langle \mu^1 v \rangle) - i\omega \left[\frac{1p - \langle 1p \rangle}{P^e} - \frac{1\theta - \langle 1\theta \rangle}{T^e} \right] \\ v|_{\Gamma} = 0, \mu^2 v \text{ and } \mu^3 p \text{ } \Omega\text{-periodic.} \end{cases}$$

Following the same reasoning as mentioned earlier, one shows that the solution reads:

$$\begin{aligned} \mu^3 p(x, y) &= \widehat{3p}(x) + {}^1\alpha \cdot \nabla_x \widehat{2p}(x) + {}^2\alpha \cdot \nabla_x \nabla_x \widehat{1p}(x) \\ &\quad + {}^3\alpha \dots \nabla_x \nabla_x {}^0 P(x) \\ &\quad + \frac{i\omega\mu}{P^e} [{}^2 v \widehat{1p}(x) + {}^3 v \nabla_x {}^0 P(x)], \\ -\mu^2 v(x, y) &= {}^0 k \cdot \nabla_x \widehat{2p}(x) + {}^1 k \cdot \nabla_x \nabla_x \widehat{1p}(x) \\ &\quad + {}^2 k \cdot \nabla_x \nabla_x {}^0 P(x) \\ &\quad + \frac{i\omega\mu}{P^e} [{}^1 n \widehat{1p}(x) + {}^2 n \cdot \nabla_x {}^0 P(x)]. \end{aligned}$$

The solutions $(-{}^2 k^{mnp}/\mu, {}^3 \alpha^{mnp})$ corresponding to unit third gradient of pressure, $\nabla_x \nabla_x \nabla_x {}^0 P(x) = e_m \otimes e_n \otimes e_p$ are governed by

$$S_v^2({}^2 k^{mnp}, {}^3 \alpha^{mnp}) \begin{cases} i\omega \frac{\rho^e}{\mu} {}^2 k_i^{mnp} - \Delta_y({}^2 k_i^{mnp}) - {}^3 \alpha_{i,j}^{mnp} \\ = {}^2 \alpha^{mn} \delta_i^j + 2 {}^1 k_{i,p}^{mn} + {}^0 k_i^m \delta^{np}, \\ {}^2 k_{i,i}^{mnp} = -{}^1 k_p^{mn} + \langle {}^1 k^{mn} \rangle, \\ {}^2 k_{\Gamma}^{mnp} = 0, \quad \langle {}^3 \alpha^{mnp} \rangle = 0, \\ {}^2 k^{mnp}, \quad {}^3 \alpha^{mnp} \text{ } \Omega\text{-periodic.} \end{cases}$$

Once more, the single physical parameter is δ_v^2 so that $\phi({}^2 k) = {}^2 K$, depends on ω/ω_c only.

The solutions $(-{}^2 n^l/\mu, {}^3 \nu^l)$ corresponding to gradients of pressure $\nabla_x {}^0 P(x) = (P^e/i\omega\mu)e_l$ are governed by

$$S_v^2({}^2 n^l, {}^3 \nu^l) \begin{cases} i\omega \frac{\rho^e}{\mu} {}^2 n_i^l - \Delta_y({}^2 n_i^l) - {}^3 \nu_{,i}^l = {}^1 \alpha_{,i}^l - {}^1 \pi_{,i}^l + \delta_i^l - {}^0 \pi \delta_i^l, \\ {}^2 n_{i,i}^l = {}^1 \alpha^l - {}^1 \pi - \langle {}^1 \pi^l \rangle, \\ {}^2 n_{\Gamma}^l = 0; \quad \langle {}^3 \nu^l \rangle = 0, \\ {}^2 n^l \text{ and } {}^3 \nu^l \text{ } \Omega\text{-periodic.} \end{cases}$$

The source terms brought viscous and thermoviscous coupling, and then $\langle {}^2 n \rangle = {}^2 N$ depends on ω/ω_t and ω/ω_c .

The existence and uniqueness of the solutions of all these problems can be demonstrated from their variational formulation, not developed here.

APPENDIX B: TENSORS PROPERTIES

The leading idea to establish the properties of the macroscopic tensors is based on energy reciprocity. The principle is to calculate separately the virtual energies of a solution under another and reciprocally. Then, comparing the two expressions, and using the fact that the virtual kinetic and dissipated energy (or inertial and conduction energy for thermal problems) are identical in both cases, tensor identities are derived.

As a first example, take the scalar product of the momentum balance of the solution ${}^0 k^m$ [set $S_v^0({}^0 k^m, {}^1 \alpha^m)$, Appendix A] with the solution ${}^0 k^n$ and integrate on the pore volume. It gives

$$\langle -{}^1 \alpha_{,i}^m {}^0 k_i^n \rangle + i\omega \frac{\rho^e}{\mu} \langle {}^0 k^m \cdot {}^0 k^n \rangle - \langle \Delta_y({}^0 k_i^m) {}^0 k_i^n \rangle = \langle {}^0 k_m^n \rangle.$$

From the divergence theorem, the first term may be transformed as

$$\langle -{}^1 \alpha_{,i}^m {}^0 k_i^n \rangle = \langle {}^1 \alpha^m {}^0 k_{i,i}^n \rangle - \frac{1}{\Omega_f} \int_{\partial\Omega_f} {}^1 \alpha^m {}^0 k^n \cdot n ds = 0$$

[because of, (i) the zero divergence of ${}^0 k^n$ and (ii) the adherence and the periodicity conditions]. Similarly, from the divergence theorem

$$\begin{aligned} \langle \Delta_y({}^0 k_i^m) {}^0 k_i^n \rangle &= \langle {}^0 k_{i,jj}^m {}^0 k_i^n \rangle = \langle ({}^0 k_{i,j}^m)_{,j} {}^0 k_i^n \rangle \\ &= \frac{1}{\Omega_f} \int_{\partial\Omega_f} (\nabla_y {}^0 k^m \cdot n) \cdot {}^0 k^n ds \\ &\quad - \langle \nabla_y {}^0 k^m \cdot \nabla_y {}^0 k^n \rangle \end{aligned}$$

and the surface integral vanishes because of the adherence and periodicity. Thus finally:

$$i\omega \frac{\rho^e}{\mu} \langle {}^0 k^m \cdot {}^0 k^n \rangle + \langle \nabla_y({}^0 k^m) \cdot \nabla_y({}^0 k^n) \rangle = \langle {}^0 k_m^n \rangle.$$

Inverting the role of ${}^0 k^m$ and ${}^0 k^n$ and comparing the two expressions lead directly to

$$\langle {}^0 k_m^n \rangle = \langle {}^0 k_n^m \rangle,$$

which demonstrate the symmetry of the dynamic permeability ${}^0 K$, [Auriault, 1980].

1. Skew symmetry of ${}^1 K$

Apply now this procedure to ${}^0 k^m$ and ${}^1 k^{np}$. Consider first the virtual work of ${}^0 k^m$ under ${}^1 k^{np}$:

$$\langle -{}^1\alpha_i^{m1}k_i^{np} \rangle + i\omega \frac{\rho^e}{\mu} \langle {}^0k^m \cdot {}^1k^{np} \rangle - \langle \Delta_y ({}^0k_i^m) {}^1k_i^{np} \rangle = \langle {}^1k_m^{np} \rangle.$$

Using the same argument as above, and taking into account (i) the expression of the divergence of ${}^1k^{np}$ [set $S_v^1({}^1k^{mn}, {}^1\alpha^{mn})$, Appendix A] and (ii) $\langle {}^1\alpha^m \rangle = 0$, the first term becomes

$$\langle -{}^1\alpha_i^{m1}k_i^{np} \rangle = \langle {}^1\alpha^{m1}k_{i,i}^{np} \rangle + 0 = \langle {}^1\alpha^m (-{}^0k_p^n + \langle {}^0k_p^n \rangle) \rangle = -\langle {}^1\alpha^m {}^0k_p^n \rangle$$

For the same reasons as previously:

$$-\langle \Delta_y ({}^0k_i^m) {}^1k_i^{np} \rangle = \langle \nabla_y ({}^0k^m) \cdot \nabla_y ({}^1k^{np}) \rangle$$

and thus

$$\begin{aligned} -\langle {}^1\alpha^m {}^0k_p^n \rangle + i\omega \frac{\rho^e}{\mu} \langle {}^0k^m \cdot {}^1k^{np} \rangle + \langle \nabla_y ({}^0k^m) \cdot \nabla_y ({}^1k^{np}) \rangle \\ = \langle {}^1k_m^{np} \rangle. \end{aligned} \quad (\text{B1})$$

In a second step, consider the virtual work of ${}^1k^{np}$ under ${}^0k^m$. From the momentum balance [cf. set $S_v^1({}^1k^{mn}, {}^1\alpha^{mn})$, Appendix A] we get

$$\begin{aligned} \langle -{}^2\alpha_i^{np0}k_i^m \rangle + i\omega \frac{\rho^e}{\mu} \langle {}^1k^{np} \cdot {}^0k^m \rangle - \langle \Delta_y ({}^1k_i^{np}) {}^0k_i^m \rangle \\ = \langle {}^1\alpha^{n0}k_p^m \rangle + 2\langle {}^0k_{i,p}^n {}^0k_i^m \rangle. \end{aligned} \quad (\text{B2})$$

Here again, the first term is null because of the zero divergence of ${}^0k^m$, and $-\langle \Delta_y ({}^1k_i^{np}) {}^0k_i^m \rangle$ may be changed into $\langle \nabla_y ({}^0k^m) \cdot \nabla_y ({}^1k^{np}) \rangle$. Then, subtracting Eqs. (B1) and (B2) one obtains

$$-\langle {}^1\alpha^m {}^0k_p^n \rangle + \langle {}^1\alpha^{n0}k_p^m \rangle + 2\langle {}^0k_{i,p}^n {}^0k_i^m \rangle = \langle {}^1k_m^{np} \rangle. \quad (\text{B3})$$

Note that this expression enables one to calculate $\langle {}^1k_m^{np} \rangle$ from the solutions at previous order *without calculating* ${}^1k_m^{np}$. Moreover, inverting m and n gives

$$\begin{aligned} \langle {}^1k_m^{np} \rangle + \langle {}^1k_n^{mp} \rangle &= 2\langle ({}^0k_{i,p}^n {}^0k_i^m) + ({}^0k_{i,p}^m {}^0k_i^n) \rangle = \dots \\ &= 2\langle ({}^0k^n \cdot {}^0k^m)_{,p} \rangle = -\frac{2}{\Omega_f} \int_{\partial\Omega_f} [{}^0k^n \cdot {}^0k^m] e_p \cdot nds = 0 \end{aligned}$$

(because of periodicity and adherence conditions). This demonstrates the skew symmetry of 1K relative to the two first indexes:

$${}^1K_m^{np} = -{}^1K_n^{mp}.$$

2. Relation between 1N and ${}^1\Pi$

Similarly an expression of 1N is derived by considering the following.

(1) The virtual work of ${}^0k^m$ under 1n :

$$\langle -{}^1\alpha_i^{m1}n_i \rangle + i\omega \frac{\rho^e}{\mu} \langle {}^0k^m \cdot {}^1n \rangle - \langle \Delta_y ({}^0k_i^m) {}^1n_i \rangle = \langle {}^1n_m \rangle,$$

which reads after transformation using the mass balance of $S_v^1({}^1n, {}^2\nu)$, Appendix A:

$$\begin{aligned} \langle {}^1\alpha^m ({}^0\Pi - {}^0\pi) \rangle + i\omega \frac{\rho^e}{\mu} \langle {}^0k^m \cdot {}^1n \rangle + \langle \nabla_y ({}^0k^m \cdot \nabla_y {}^1n) \rangle \\ = \langle {}^1n_m \rangle. \end{aligned}$$

(2) The virtual work of 1n under ${}^0k^m$ [cf. the momentum balance of $S_v^1({}^1n, {}^2\nu)$, Appendix A]:

$$i\omega \frac{\rho^e}{\mu} \langle {}^1n \cdot {}^0k^m \rangle - \langle \Delta_y ({}^1n_i) {}^0k_i^m \rangle - \langle {}^2\nu_{,i} {}^0k_i^m \rangle = \langle {}^0\pi_{,i} {}^0k_i^m \rangle,$$

which reduces to

$$i\omega \frac{\rho^e}{\mu} \langle {}^0k^m \cdot {}^1n \rangle + \langle \nabla_y ({}^0k^m \nabla_y {}^1n) \rangle = 0.$$

Reporting this result in the first equality gives

$$\langle {}^1n_m \rangle = -\langle {}^1\alpha^m {}^0\pi \rangle.$$

Independently, an expression of ${}^1\Pi$ is derived by considering:

(1) The virtual work of ${}^0\pi$ under ${}^1\pi^m$, cf. set $S_t^0({}^0\pi)$, Appendix A:

$$\langle i\omega \rho^e c_p {}^0\pi {}^1\pi^m \rangle - \langle \kappa \Delta_y ({}^0\pi) {}^1\pi^m \rangle = i\omega \frac{\rho^e}{T^e} \langle {}^1\pi^m \rangle.$$

(2) The virtual work of ${}^1\pi^m$ under ${}^0\pi$, cf. set $S_t^1({}^1\pi^m)$, Appendix A:

$$\begin{aligned} \langle i\omega \rho^e c_p {}^1\pi^m {}^0\pi \rangle - \langle \kappa \Delta_y ({}^1\pi^m) {}^0\pi \rangle &= i\omega \frac{\rho^e}{T^e} \langle {}^1\alpha^m {}^0\pi \rangle \\ &+ 2\langle \kappa {}^0\pi_{,m} {}^0\pi \rangle. \end{aligned}$$

Noting that

$$2\kappa \langle {}^0\pi_{,m} {}^0\pi \rangle = \kappa \langle ({}^0\pi)_{,m}^2 \rangle = -\frac{2\kappa}{\Omega_f} \int_{\partial\Omega_f} ({}^0\pi)^2 e_p \cdot nds = 0$$

(because of the periodicity and isotherm boundary conditions), one deduces after usual transformations:

$$\langle {}^1\alpha^m {}^0\pi \rangle = \langle {}^1\pi^m \rangle.$$

Comparing with the above expression of $\langle {}^1n_m \rangle$, one obtains

$$\langle {}^1n_m \rangle = -\langle {}^1\pi^m \rangle, \text{ i.e., } {}^1N_m = -\phi^1 \Pi^m.$$

3. Expression and symmetry of 2K

Pursuing the analysis for 2K , two identities can be established from:

(1) The virtual work of ${}^0k^m$ under ${}^2k^{npq}$ and of ${}^2k^{npq}$ under ${}^0k^m$:

$$\begin{aligned} \langle {}^2k_m^{npq} \rangle &= \langle {}^0k^n \cdot {}^0k^m \rangle \mathcal{D}^{pq} - \langle {}^1\alpha^{m1}k_q^{np} \rangle + \langle {}^2\alpha^{np0}k_q^m \rangle \\ &- 2\langle {}^1k_{i,i}^{np0}k_{i,q}^m \rangle. \end{aligned}$$

(2) The virtual work of ${}^1k^{np}$ under ${}^1k^{mq}$:

$$\begin{aligned}
& -\langle {}^2\alpha^{mq0}k^{np} \rangle + \langle \nabla_y({}^1k^{mq}) \cdot \nabla_y({}^1k^{np}) \rangle + i\omega \frac{\rho^e}{\mu} \langle {}^1k^{mq} \cdot {}^1k^{np} \rangle \\
& = \langle {}^1\alpha^{m1}k_q^{np} \rangle + 2\langle {}^1k_i^{np0}k_{i,q}^m \rangle.
\end{aligned}$$

Combining these relations leads to

$$\begin{aligned}
\langle {}^2k_m^{npq} \rangle & = \langle {}^0k^n \cdot {}^0k^m \rangle \delta^{pq} + \langle {}^2\alpha^{mq0}k_p^n \rangle + \langle {}^2\alpha^{np0}k_q^m \rangle \dots \\
& - \left(\langle \nabla_y({}^1k^{mq}) \cdot \nabla_y({}^1k^{np}) \rangle + i\omega \frac{\rho^e}{\mu} \langle {}^1k^{mq} \cdot {}^1k^{np} \rangle \right),
\end{aligned}$$

which provides the demonstration of the symmetry of 2K relative to the two pairs of indexes:

$${}^2K_m^{npq} = {}^2K_n^{mqp}.$$

4. Expression of 2N and 2Z

As for 2N , the comparison of the virtual works of ${}^0k^m$ under ${}^2n^n$ and reciprocally gives

$${}^2N_m^n / \phi = \langle {}^2n_m^n \rangle = \langle {}^0k_n^m (1 - {}^0\pi) \rangle + \langle {}^1\alpha^m ({}^1\alpha^n - {}^1\pi^n) \rangle.$$

Finally, the virtual works of ${}^0\pi$ under ${}^2\zeta$ and inversely lead to

$${}^2Z = \langle {}^2\zeta \rangle = \langle {}^0\pi^2 \nu \rangle.$$

APPENDIX C: HIGH ORDER TENSOR FOR A PERIODIC ARRAY OF SLITS

Owing to the one-dimensional geometry, the fields depend locally on variable y_3 only, and the axes e_1 and e_2 play the same role. In this context, the problem $\{S_v^0\}$ governing the dynamic permeability is rewritten in the simple form:

$$\begin{cases} i\omega \frac{\rho^e}{\mu} {}^0k_i^m - {}^0k_{i,33}^m - {}^1\alpha_{,3}^m = \delta_i^m, \\ {}^0k_{3,3}^m = 0, \\ {}^0k^m(\pm a) = 0, \quad \langle {}^1\alpha^m \rangle = 0. \end{cases}$$

The resolution is straightforward and gives, where $\delta_v = \sqrt{(\mu/i\omega\rho^e)}$; $y^* = y_3/\delta_v$; $u = a/\delta_v$:

$${}^0k_1^1 = {}^0k_2^2 = k, \quad k = \delta_v^2 \left[1 - \frac{\cosh(y^*)}{\cosh(u)} \right], \quad (C1)$$

${}^1\alpha^3 = -y_3$, other ${}^0k_j^i$ and ${}^1\alpha^i = 0$. After integrating on the gas layer $[-a+a]$ one obtains

$${}^0K_1^1 = {}^0K_2^2 = \delta_v^2 \left[1 - \frac{\tanh(u)}{u} \right], \quad \text{other } {}^0K_j^i = 0.$$

These solutions enable one to tackle the next problem $\{S_v^1\}$, which takes the simplified form:

$$S_v^1 \begin{cases} i\omega \frac{\rho^e}{\mu} {}^1k_i^{mn} - {}^1k_{i,33}^{mn} - {}^2\alpha_{,3}^{mn} = {}^1\alpha^m \delta_i^n + 2{}^0k_{i,n}^m, \\ {}^1k_{i,i}^{mn} = -{}^0k_n^m + \langle {}^0k_n^m \rangle, \\ {}^1k^{mn}(\pm a) = 0, \quad \langle {}^2\alpha^{mn} \rangle = 0. \end{cases}$$

The resolution shows that the nonzero components read:

$${}^1k_3^{11} = {}^1k_3^{22} = \frac{\delta_v^3}{\cosh(u)} \left[\sinh(y^*) - y^* \frac{\sinh(u)}{u} \right],$$

$${}^1k_1^{13} = {}^1k_2^{23} = \delta_v^3 \left[y^* \frac{\cosh(y^*)}{\cosh(u)} - u \frac{\sinh(y^*)}{\sinh(u)} \right],$$

$${}^1k_1^{31} = {}^1k_2^{32} = \delta_v^3 \left[u \frac{\sinh(y^*)}{\sinh(u)} - y^* \right],$$

$${}^2\alpha^{11} = {}^2\alpha^{22} = \frac{\tanh(u)}{2u} \left[\frac{a^2}{3} - y_3^2 \right],$$

$${}^2\alpha^{33} = -\frac{1}{2} \left[\frac{a^2}{3} - y_3^2 \right].$$

As the 1k components are odd functions, they all are of zero mean value. Therefore,

$${}^1K = 0.$$

The macroscopic tensors 2K and 2N are calculated with the expressions established in Appendix B that enable one to shun the explicit resolution of $\{S_v^2\}$:

and, within the adiabatic assumption:

$$\gamma^2 N_j^i = {}^0K_j^i + \langle {}^1\alpha^j {}^1\alpha^i \rangle.$$

From the previous results, the expressions of the nonzero components become [k is defined in (C1)]:

$${}^2K_1^{111} = {}^2K_2^{222} = \langle (k)^2 \rangle + \langle {}^2\alpha^{11} k \rangle,$$

$${}^2K_1^{122} = {}^2K_2^{211} = \langle (k)^2 \rangle,$$

$${}^2K_2^{112} = {}^2K_1^{221} = \langle {}^2\alpha^{11} k \rangle,$$

$${}^2K_1^{133} = {}^2K_2^{233} = \langle (k)^2 \rangle - 2\langle k, {}^1k_3^{13} \rangle,$$

$${}^2K_3^{311} = {}^2K_3^{322} = \langle y_3 {}^1k_1^{31} \rangle,$$

$${}^2K_3^{131} = {}^2K_3^{232} = {}^2K_1^{313} = {}^2K_2^{323} = \langle y_3 {}^1k_1^{13} \rangle,$$

$${}^2K_3^{113} = {}^2K_3^{223} = {}^2K_1^{331} = {}^2K_2^{332} = \langle y_3 {}^1k_3^{11} \rangle,$$

$${}^2N_1^1 = {}^2N_2^2 = \frac{k}{\gamma}, \quad {}^2N_3^3 = \frac{\langle ({}^1\alpha^3)^2 \rangle}{\gamma}.$$

Integration on the gas layer provides the expressions given in Sec. V.

Allard, J.-F. (1993). *Propagation of Sound in Porous Media* (Elsevier Applied Science, London and New York).

Attenborough, K. (1983). "Acoustical characteristics of rigid fibrous absorbers and granular media," *J. Acoust. Soc. Am.* **73**, 785–799.

Auriault, J. L. (1980). "Dynamic behaviour of a porous medium saturated by a Newtonian fluid," *Int. J. Eng. Sci.* **18**, 775–785.

Auriault, J. L. (1991). "Heterogeneous medium. Is an equivalent macroscopic description possible?," *Int. J. Eng. Sci.* **29**, 785–795.

Auriault, J. L., Borne, L., Chambon, R. (1985). "Dynamics of porous saturated media, checking of the generalized law of Darcy," *J. Acoust. Soc. Am.* **77**, 1641–1650.

Auriault, J. L., Geindreau, C., and Boutin, C. (2005). "Filtration law in

- porous media with poor scale separation," *Transp. Porous Media* **60**, 89–108.
- Bakhvalov, N., and Panasenko, G. (1989). *Averaging Processes in Periodic Media. Mathematical Problems in Mechanics of Composite Materials* (Kluwer Academic, Dordrecht).
- Bensoussan, A., Lyons, J. L., and Papanicolaou, G. (1978). *Asymptotic Methods in Periodic Structures* (North-Holland, Amsterdam).
- Biot, M. A. (1956). "Theory of propagation of elastic waves in a fluid-saturated porous solid. I. Low-frequency range," *J. Acoust. Soc. Am.* **28**, 168–178; 1956). "II. Higher frequency range," *J. Acoust. Soc. Am.* **28**, 179–181.
- Bond, L. J. (1989). "Numerical techniques and their use to study wave propagation and scattering - A review of elastic wave and ultrasonic non-destructive evaluation," *Proceedings of the IUTAM*, Boulder, CO.
- Boutin, C., and Auriault, J. L. (1990). "Dynamic behaviour of porous media saturated by a viscoelastic fluid. Application to bituminous concrete," *Int. J. Eng. Sci.* **28**, 1157–1181.
- Boutin, C., and Auriault, J. L. (1993). "Rayleigh scattering in elastic composite materials," *Int. J. Eng. Sci.* **31**, 1669–1689.
- Boutin, C. (1995). "Microstructural influence on heat conduction," *Int. J. Heat Mass Transfer* **38**, 3181–3195.
- Boutin, C. (1996). "Microstructural effect in elastic composite," *Int. J. Solids Struct.* **33**, 1023–1051.
- Boutin, C., Royer, P., and Auriault, J. L. (1998). "Acoustic absorption of porous surfacing with dual porosity," *Int. J. Solids Struct.* **35**, 4709–4737.
- Boutin, C. (2000). "Study of permeability by periodic and self consistent homogenisation," *Eur. J. Mech. A/Solids* **19**, 603–632.
- Boutin, C., and Bazaille M. (2005). "Scattering of long acoustic wave in porous media," *Proceedings of the Third Biot Conference On Poromechanics*, Oklahoma, 24–27 May pp. 247–252.
- Champoux, Y., and Allard, J. F. (1991). "Dynamic tortuosity and bulk modulus in air saturated porous media," *J. Appl. Phys.* **70**, 1975–1979.
- Chen, W., and Fish, J. (2001). "A dispersive model for wave propagation in periodic heterogeneous media based on homogenization with multiple scales," *J. Appl. Mech.* **68**, 153–161.
- Gambin, B., and Kröner, E. (1989). "High-order terms in the homogenized stress-strain relation in periodic elastic media," *Phys. Status Solidi B* **151**, 513–519.
- Gubernatis, J. E., Domany, E., Krumhansl, J. A., and Hubernam, M. (1977). "The Born approximation in the theory of the scattering of elastic waves by flaws," *J. Appl. Phys.* **48**, 2812–2819.
- Hirsekorn, S. (1988). "The scattering of ultrasonic waves by multiphase polycrystals," *J. Acoust. Soc. Am.* **83**, 1231–1242.
- Ishimaru, A. (1997). *Wave Propagation and Scattering in Random Media* (IEEE, Oxford University Press Classic Reissue).
- Kafesaki, M., and Economou, E. N. (1999). "Multiple-scattering theory for three-dimensional periodic acoustic composites," *Phys. Rev. B* **60**, 11993–12001.
- Leclaire, P., Kelders, L., Lauriks, W., Glorieux, C., and Thoen, J. (1996). "Determination of the viscous characteristic length in air-filled porous materials by ultrasonic attenuation measurements," *J. Acoust. Soc. Am.* **99**, 1944–1948.
- Sanchez Palencia, E. (1980). *Nonhomogeneous Media and Vibration Theory*, Lectures Notes in Physics Vol. **127** (Springer, Berlin).
- Sheng P. (1995). *Introduction to Wave Scattering, Localization and Mesoscopic Phenomena* (Academic Press, San Diego).
- Stanke, F., and Kino, G. (1984). "A unified theory for elastic wave propagation in polycrystalline materials," *J. Acoust. Soc. Am.* **75**, 665–681.
- Tournat, V., Pagneux, V., Lafarge, D., and Jaouen, L. (2004). "Multiple scattering of acoustic waves and porous absorbing media," *Phys. Rev. E* **70**, 026609:1-9.
- Turbe, N. (1982). "Application of Bloch expansion to periodic elastic and viscoelastic media," *J. Math. Meth. Appl. Sci.* **4**, 433–449.
- Zwikker, C., and Kosten, W. (1949). *Sound Absorbing Materials* (Elsevier, Amsterdam), 300p.