



HAL
open science

Fuzzy Linguistic Summaries: Where Are We, Where Can We Go?

Bernadette Bouchon-Meunier, Gilles Moysse

► **To cite this version:**

Bernadette Bouchon-Meunier, Gilles Moysse. Fuzzy Linguistic Summaries: Where Are We, Where Can We Go?. 2012 IEEE Conference on Computational Intelligence for Financial Engineering & Economics (CIFEr), Mar 2012, New-York, United States. pp.317-324, 10.1109/CIFEr.2012.6327810 . hal-00932854

HAL Id: hal-00932854

<https://hal.science/hal-00932854>

Submitted on 5 Jan 2015

HAL is a multi-disciplinary open access archive for the deposit and dissemination of scientific research documents, whether they are published or not. The documents may come from teaching and research institutions in France or abroad, or from public or private research centers.

L'archive ouverte pluridisciplinaire **HAL**, est destinée au dépôt et à la diffusion de documents scientifiques de niveau recherche, publiés ou non, émanant des établissements d'enseignement et de recherche français ou étrangers, des laboratoires publics ou privés.

Fuzzy Linguistic Summaries: Where Are We, Where Can We Go?

Bernadette Bouchon-Meunier, *Fellow, IEEE*, and Gilles Moysse

Abstract— Along with the increase of the amount of data stored and to be analyzed, different techniques of data analysis have been developed over the years. One of them, the linguistic summary, aims at summing up large volume of data into simple sentences.

In this paper, we present an overview of two main streams of research, namely fuzzy logic based systems and natural language generation, covering the methods designed to work with numerical data, time series, or simple labels (enumerations). We focus on the former stream and we give some hints to go further on fuzzy quantifiers.

I. INTRODUCTION

VARIOUS techniques of linguistic data summaries have been developed over the past years in order to cope with the exponential quantity of data created and stored. The financial sector is especially concerned with this large amount of data since it needs to process and sum up information quickly and accurately in order to make the right decision on time.

In this paper, we discuss linguistic representations of numerical input data. It does not take into account tasks of text, images or videos summarization. First, we propose an overview of existing approaches to linguistic data summarization. Then we focus on the use of quantifiers for fuzzy linguistic summaries. Finally, we present some results obtained using these quantifiers.

In the first part, we present the two main options that have been developed and used in order to perform such linguistic summaries: the first one is based on fuzzy logic, the second one on Natural Language Generation (NLG) systems. This presentation is supported by several examples and financial ones more specifically. We underline the fact that, even though the two approaches share the same concerns and goals, they share their techniques.

In the second part, we propose an analysis of solutions to represent and manage fuzzy linguistic quantifiers, as a first step to a more general attempt to move closer fuzzy logic based summarization and natural language, or at least to obtain fuzzy logic summaries closer to expert linguistic descriptions.

In the third part, these quantifiers are implemented and used in the context of an online bookseller database. We calculate the truth values of marketing sentences, and thus demonstrate how linguistic summaries can be used in a business environment.

B.Bouchon-Meunier and G.Moysse are with the LIP6 laboratory, UPMC Univ. Paris 06, UMR 7606, LIP6 4 place Jussieu 75252 Paris cedex 05, France (email: bernadette.bouchon-meunier@lip6.fr)

II. COMPARATIVE STUDY OF EXISTING APPROACHES

In this part, we briefly recall the main classes of solutions which have been implemented to address the summary generation question.

The different techniques presented here are linked to systems which have been implemented, most of the time regarding financial issue. Table I summarizes these systems, their principles and main applications.

There are two main ways for automatic production of linguistic summaries, one using fuzzy logic tools, the other adopting Natural Language Generation (NLG) techniques. [1] suggests they both could learn from each other. These two branches are successively presented below.

A. Protoform

On the one hand, the fuzzy logic community proposes tools using protoforms (based on Yager's and Zadeh's proposals [2], [3]) like "QX are A", where Q is a quantifier, such as "most", A is a possible value of an attribute, such as "high". "Few stocks have performed well this year" is an instance of a sentence based on this protoform.

They have been extended in [4] and [5] with "QBX are A" (ex: "Most of the green stocks have performed well this year"), "QX are A and B" (ex: "Some stocks are eco related and have performed well this year"). For its part, [6] also added "X are C_1 and C_2 and C_3, \dots " (ex: "Some stocks are eco related and have performed well this year and are start ups and have received large amounts of capital").

Other protoforms are introduced, based on fuzzy dependencies, like "most stocks in the same kind of sector have performed the same way this year" in [7], [8], or based on gradual rules like "the higher the benefit, the higher the dividend" in [8], [9].

Systems based on these protoforms have been implemented, like FQuery [10], [11], Quantirius [12] and Summary SQL [8]. Some of them have been used to generate financial summaries, like [5] which allows the evaluation of sentences like "Slowly decreasing trends that took most of the time are of a large variability" or Quantirius which was used in [12] to summarize a shares quotations database.

B. Concept Hierarchies

Conceptual trees [13], implemented in the SaintEtiQ system [14–16], also use fuzzy logic tools, but present results differently. They are not displayed as natural language sentences but as a hierarchy of concepts, where the most general one is the root, and the most detailed ones are the leaves. Another option, presenting results in ISA hierarchies, is introduced in [17], but does not seem to have been developed as extensively as SaintEtiQ has.

C. Alternative Approaches

Other techniques have been developed to find more concise representations of data. Nevertheless, they do not yield real linguistic sentences, and, as far as we know, have not been implemented as completely as the two aforementioned. For instance, fuzzy rule extraction, described in [18], where fuzzy relations between data can be established, provides a kind of non linguistic summary considering that the similar data can be removed (and then summarized). The same remark applies to generalization, like in [19]. Here, the data is summed up by generalizing it, i.e. finding categories that encompass it. In that way, this approach is closer to

clustering than to linguistic summarization.

D. Natural Language Generation approach

A second type of summaries is obtained through Natural Language Generation (NLG) methods. The main differences in terms of yielded results, is text generation, more sophisticated and longer (more than one sentence) with NLG, and data processing part, less detailed with NLG. For instance, the data selection rules are usually hard-coded or based on expert systems, hence less flexible than the fuzzy logic techniques.

Such systems are, for instance, Yseop [20], SumTime Mousam [21], SumTime Turbine [22] EasyText [23], FOG

TABLE I
SYSTEMS AND THEIR APPLICATIONS

	Description	Application	Ref.
<i>Fuzzy logic based systems</i>			
FQuery	-Fuzzy summarization, allowing direct drawing of fuzzy membership functions, and fuzzy computations over the data contained in the Access database.	-Linguistic summaries of a web server log file content. -Tool integrated as an add-on for MS Access.	[10] [11]
Quantirius	-“Interactive system supporting the mining and the assessment of linguistic summaries in a database.”	-Discovery of relationships between “the length of membership to the Allegro (an auction site) community, sale and purchase frequency and positive/negative opinions about the users.” -Summarizer of the database of current shares quotations from the Warsaw Stock Exchange.	[12]
Summary SQL	-Query language aimed at finding fuzzy functional dependencies and gradual functional dependencies.	-No specific application	[8]
SaintEtiQ	-Summarizes information and returns a concept tree, with the most general concept at its root, and the most detailed ones in the leaves.	-Statistical data used for behavioral studies over Banking Group customers	[16]
Custom systems	-“Truth values obtained for extended form summaries” -Production of a natural language report composed by sentences extracted from the model	-“Analysis of time-series data on daily quotations of an investment fund over an eight year period.” -“Analysis of the financial data for Spanish Energy companies from 2005 to 2009.”	[5] [39]
<i>NLG systems</i>			
Yseop	-“Automatic report generation: information - analysis, and advises based on business rules.”	-“Solvability report generation based on balance sheet and profits and loss accounts.”	[20]
SumTime Mousam	-Generic techniques to produce textual summaries of time series data	-Textual marine weather forecasts for offshore oilrig applications	[21]
SumTime Turbine		-Textual summaries of archived time-series data from gas turbines	[22]
EasyText	-Numerical data processing to generate specific analytical comments	-“The text generator is used in a major marketing information, studies and analyses company.”	[23]
FOG	-Bilingual (English and French) report generator	-“It produces routine and special purpose forecasts directly from graphical weather depictions.”	[24]
BT-45	-The BabyTalk project aims at providing automatic generation of textual summaries.	- Descriptive summary of 45 minutes of neonatal intensive care data.	[25]

[24], and BT-45, part of the Baby-Talk project [25].

As detailed below, NLG summary generation consists in three steps: 1. important data selection/preparation, 2. prepared data analysis, 3. sentences generation. Systems differ in the attention they pay to one step rather than another, mostly depending on the domain, as detailed hereunder.

Yseop generates financial consulting documents based on legal financial reports like a balance sheet and a profit and loss account. However, and since it is a commercial system, no details are given, except that the input data is processed using an expert system (steps 1 and 2) and the resulting text is generated using standard NLG techniques (step 3). It also seems to work in an integrated way, generating summaries directly into the clients' software according to their online demos.

For their part, SumTime Mousam [21], SumTime Turbine [22] and BT-45 [25] apply to time-series data input. They pre-process the input using segmentation or rapid change detection (step 1, as detailed in [26]) so as to obtain an event list. Based on this event list, these systems create high-level abstraction. This step (step 2) is very dependent on the domain, as the three examples detail. SumTime Mousam aims at generating weather forecast reports, so it focuses on large segments of data, adding data for time and wind. SumTime Turbine, on his side, generates turbine log summaries. In this area, the interesting data for the engineers are the co-occurring events in the turbine based on different measure channels, so the system will focus on them. Lastly, in BT-45, it makes more sense to link the events using one of the three relations "cases", "includes" and "associates". In each case, this event analysis and high-level abstraction production is based on static hard-coded procedures and domain-dependant rules, processed through different kind of expert systems.

Then comes the text creation step (step 3). The three systems use a micro-planner, dedicated to mark phrases to be elided since they are redundant from one line of data to another, and a realization step which applies a reduction based on the micro-planner analysis. For instance, in SumTime Mousam, the two phrases "Wind backing SW by mid afternoon" and "Wind backing S by midnight" extracted from the data are replaced with "Wind backing SW by mid afternoon and S by midnight".

EasyText [23] partly uses the same steps for its summary generation, but focuses more on the linguistic creation part (steps 2 and 3). The data extraction part (step 1) relies on a simple expert system, created from the rules explained by the analysts during the design phase. The linguistic step is extensively explained in the paper. The first action is "document structuring" which aims at generating a conceptual tree (step2, also used in SumTime and BT-45 systems). The tree here describes rhetorical relations between the semantic content of the selected values. The "tactical component" which consists of micro/macro planner and a surface realizer (like the realization step in SumTime and BT-45 systems, but more detailed), is based on a G-TAG [27] system. It is dedicated to the "segmentation of the text into sentences and linear ordering of these sentences, the

choice of discourse connectives and other lexical items, the syntactic constructions within sentences, aggregation operations, referring expressions, semantic and syntactic parallelism, etc." The surface realizer links sentences with each other.

III. PROTOFORMS AND FUZZY LINGUISTIC QUANTIFIERS

In this section, we focus on linguistic summaries using protoforms and more precisely on quantifiers (the Q in "QX are A" or "QBX are A" presented earlier). In this section, we show that more complex quantifiers than the classic "many" or "few" seem easy to use in natural language and can be represented in a fuzzy setting and that there exists a variety of treatments of fuzzy summaries still to explore.

A. Principles

The quantifiers enjoy a privileged position in the field of fuzzy linguistic summarizers, since they are responsible for aggregating the data, and thus summarizing it. They have been formalized by Zadeh in a fuzzy setting [3] on the basis of the cardinality of fuzzy sets evaluated by means of the σ -count (sum of the membership values over a fuzzy set). It is used for *absolute quantifiers* such as "more than 10", or the fuzzy proportion based on the conditional σ -count of a fuzzy set for *propositional quantifiers* such as "around a third". This seminal work has been continued by A. L. Ralescu [28], Yager [29] who studied quantifiers in the light of fuzzy summaries [4], and D. Ralescu who defined a fuzzy cardinality providing a different view of quantifiers [30]. Liu and Kerre have proposed an overview of fuzzy quantifiers in [31], [32].

The interest of using a fuzzy set based representation of linguistic quantifiers consists in two aspects. The first one is the approximate meaning of quantifiers, not associated with crisp boundaries or amounts, but roughly understood in natural language.

The second one is the need to take account of the variability of these quantifiers according to the context. For instance, the meaning of the relative quantifier "few" is different if you speak of children in a class or in the world: "few children have understood the question" may correspond to 2 over 20, but "few children have this genetic disease" may correspond to 1 over one million. A fuzzy representation of quantifiers answers both concerns.

More formal works on quantifiers have been presented, regarding a fuzzy version of generalized quantifiers [33], a logical approach of fuzzy quantifiers [34] or a quantifier generation approach [35].

B. Measure of Validity

Let $U = \{u_1, \dots, u_n\}$ be a finite set of data, A and B fuzzy or non fuzzy subsets of U with respective membership functions f_A and f_B . Let Q , with membership function f_Q , be a fuzzy quantifier in the sense of [3], i.e. which "denote the collection of quantifiers in natural languages whose representative elements are: several, most, much, not many, close to five, approximately ten, frequently. etc.". It can be

absolute, and defined on $\{1, \dots, n\}$, or relative and defined on $[0, 1]$.

As already mentioned, a classic fuzzy summary takes the form:

$$S: Q \text{ } u_i \text{'s are } A, \quad (1)$$

$$\text{or } S: Q \text{ } A \text{ } u_i \text{'s are } B, \quad (2)$$

and it is associated with a measure of validity or truth $t(S)$.

1) σ -count Approach

A simple calculation of $t(S)$ is obtained by means of the cardinality or sigma-count of fuzzy sets [3]:

$$t(S) = f_Q(\sum_i f_A(u_i)), \quad (3)$$

with the form given in (1), or the relative cardinality or relative sigma-count of B , given A , with the form given in (2):

$$t(S) = f_Q\left(\frac{\sum_i \min(f_A(u_i), f_B(u_i))}{\sum_i f_A(u_i)}\right) \quad (4)$$

expressing that the (relative) cardinality of the fuzzy data on U is compatible with Q at a level $t(S)$.

In the sequel, we concentrate our discourse on (3).

2) Compatibility-Based Approach

The above classic definition of the validity or truth of a fuzzy summary presents the drawback of being global, not taking into account the specificity of the fuzzy sets. For instance membership functions f_A and $f_{A'}$, defined by $f_A(u_i) = \frac{1}{n}$ for every i , and $f_{A'}(u_{i_0}) = 1$, $f_{A'}(u_i) = 0$ for all $i \neq i_0$, provide the same cardinality.

Yager [36] proposed another solution to evaluate $t(S)$, taking into account the degree $R_A(j)$ to which there exists j objects satisfying A , leading to the following evaluation:

$$t(S) = \max_j (\min(R_A(j), f_Q(j))) \quad (5)$$

The compatibility of R_A and Q is evaluated in a classic but restrictive way, since observing the dispersion of values of R_A and Q out of their intersection (which is used in (5)) may change the vision of their compatibility.

A particular case of R_A is provided by Ralescu in [30]. He gives a mean to easily calculate these degrees $R(i)$ through what he calls the fuzzy cardinality of A :

$$fCard(A)(j) = \min(\mu_j, (1 - \mu_{j+1})) \text{ for any } j \in \{0, \dots, n\} \quad (6)$$

where μ_1, \dots, μ_n are the values of $f_A(u_1), \dots, f_A(u_n)$ sorted in decreasing order and $\mu_0 = 1, \mu_{n+1} = 0$. This expression corresponds to the possibility that exactly j of the u_i 's are in A . He also suggests to use the measure defined in (5) with $R_A = fCard(A)$, although mentioning that the result can be counterintuitive. He proposes:

$$t(S) = \max_j (\min(fCard(A)(j), f_Q(j))) \quad (7)$$

C. Proposed Evaluation of Fuzzy Linguistic Summaries

In order to avoid the above-mentioned drawbacks, we propose 3 variants experimentally compared in the next section.

1) We first keep the idea of the crisp cardinality of a fuzzy set, similarly to (3). We restrict the influence of the specificity of A in considering elements of U which "really"

belong to A , instead of all of them: we use an α -cut of A , for a threshold α preferably at least equal to 0.5, i.e. consider:

$$t(S) = f_Q\left(\sum_{i/f_A(u_i) \geq \alpha} f_A(u_i)\right) \quad (8)$$

2) Instead of the previous positive real-valued cardinality, we can use an integer-valued one [30] which seems more natural to evaluate the number of elements satisfying A . We then obtain:

$$t(S) = f_Q(nCard(A)) \quad (9)$$

with:

$$nCard(A) = \begin{cases} 0 & \text{if } A = \emptyset \\ j & \text{if } A \neq \emptyset \text{ and } \mu_j \geq 0.5 \\ j-1 & \text{if } A \neq \emptyset \text{ and } \mu_j < 0.5 \end{cases} \quad (10)$$

and $j = \max\{i / 1 \leq i \leq n, \mu_{i-1} + \mu_i > 1\}$

3) Having in mind to compare the fuzzy cardinality of A and the given quantifier Q , we can also think of a comparison between two fuzzy sets and choose an appropriate measure of comparison C , for instance a resemblance or a similarity in the framework of [37]. We propose to use the following:

$$t(S) = C(Q, fCard(A)) \quad (11)$$

for instance:

$$t(S) = \frac{M(Q \cap fCard(A))}{M(Q \cup fCard(A))} \quad (12)$$

for a fuzzy set measure M . Such a quantity presents the advantage of providing a more accurate evaluation of the compatibility between the proposed quantifier Q and the actual fuzzy cardinality $fCard(A)$. This advantage is of great importance in the case where we consider quantifiers more complex than the classic ones such as "more" or "few".

D. The Case of Temporal Quantifiers

The quantifiers used in linguistic summaries are mainly referring to a number of elements or occurrences, in the case where the absolute cardinality is used, or to ratios in the case where proportional cardinalities are taken into account. Various other quantifiers can be thought of, for instance those dealing with time such as "often" or "seldom". In this section we consider the case where $U = \{u_1, \dots, u_n\}$ is a temporal sequence of data.

We can consider that there is a one-to-one mapping between the number of elements of U satisfying property A and the frequency of property A in U . Then "most" can be roughly associated with "often" and "few" with "seldom" and we can consider at first glance that there is no difference between a general management of quantifiers as explained in the previous sections or the specific management of temporal quantifiers.

Nevertheless, it must be noted that the specificity of temporal quantifiers is essentially due to the fact that the u_i 's are ordered and occur at given moments. Let us call $V = \{v_1, \dots, v_n\}$ the sequence of dates associated with data of $U = \{u_1, \dots, u_n\}$. For the sake of simplicity, let us only consider regular moments, independent of the universal time, like Day 1, Day 2, ...

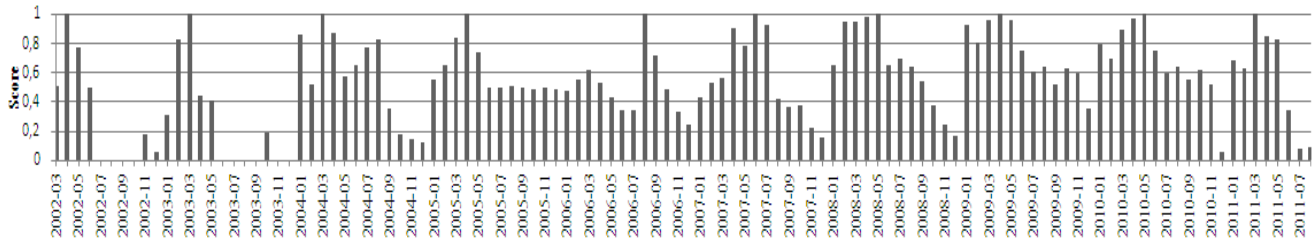


Fig. 1. Normalized score of books about “Diet”, from March 2002 to July 2011

The remaining problem in such a framework is the complexity of some interesting quantifiers. For example, a linguistic quantifier such as “from time to time” cannot be managed by means of the only cardinality of fuzzy sets. A summary for a given period like “from time to time, the sales are high” takes into account that few of the sales are high (or seldom, the sales are high) and, in addition, these high sales are not grouped in one interval of V , but they are somewhat dispersed over V .

We are facing what we can call complex quantifiers. To some extent, we can consider that we are in a kind of branching quantification [38] of the form:

S: $Q_1 u_i$'s & $Q_2 u_i$'s are A,

with for this example, $Q_1 =$ “seldom” and $Q_2 =$ “in a dispersed way”.

A quantifier such as Q_2 does not involve any notion of cardinality, but a notion of dispersion, which can be identified through an entropy, for instance.

IV. EXPERIMENTS WITH ONLINE BOOKSELLER DATA

A. Experimental Data

1) Collected Data

The quantifiers discussed above have been experimented on a database used to support the activity of an online bookseller.

The database contains information about the books and their rankings. Weekly, monthly and yearly rankings are computed based on the book sales. They list the 100 best selling books over the considered time lapse.

With this data, we want to highlight a link between the sales of some kind of books and the period in the year, considering diet books.

2) Data Pre-Processing

To figure so, we tag in the database all the books linked to

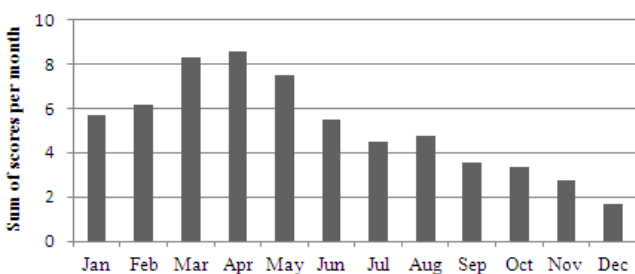


Fig. 2. Sum per month of the normalized scores of books about “Diet”, from March 2002 to July 2011

the “diet” topic (actually those whose title contains “diet”, “get slimmer”, “lose weight”, etc.). Then, we calculate a score per month for each book tagged as “diet”. The book in r^{th} position receives the score of $101-r$, for $r = 1 \dots 100$. A book not present in the ranking receives 0. This way, we take into account both the number of books in the ranking and their positions.

For instance, if two books about diet are listed in the April 2002 rankings, the first with the rank 10 (i.e. the 10th best sale in April 2002), and the second with the rank 73 (73rd best sale), then the score for April 2002 will be $101-10 + 101-73 = 119$. Then, we calculate the highest score for the current year, and we normalize (divide by the maximum) each month’s score, in order to have values in $[0, 1]$.

Figures 1 and 2 present the resulting data. Figure 1 shows the normalized score from 2002 to 2011. Figure 2 illustrates the sum per month of these scores. They both show that there seems to exist a link between the season and the good ranking of the books about diets in the best sellers lists. Now, we show how the different fuzzy quantifiers presented earlier enable us to evaluate summaries presenting this seasonality.

B. Using Fuzzy Summaries

1) Summary Definition

At first sight, figure 1 shows that the scores of the Diet books are not very good. We represent this fact with the sentence “Less than half of the scores for the diet books are good”. On the other hand, the good scores are attained during the first semester of the year, and we can even say that the best ones happen in Spring. We exemplify this with the sentence “Around half of the good scores for the diet books are in Spring”.

The first sentence matches the protoform in (1) “ $Q u_i$'s are A”, the second matches (2) “ $Q A u_i$'s are B”.

In the first case, Q is “Less than half”, u_i 's are the normalized scores of the diet books and A is “good scores”. In the second, Q is “Around half”, A is “good scores”, u_i 's are the normalized scores of the diet books and B is “Spring”.

Beside the computation of the two sentences truth values, we study the following two properties:

- *Property 1 – Non contradiction*: When a sentence has a high truth value, then the opposite sentence has a low one. For instance, if the sentence “Less than half of the scores are good” has a high truth value, then “More than half of the scores are good” must have a low value.

–Property 2 – Double negation: Using the negation of 2 or any even number of parameters in the sentence must give approximately the same truth value. For instance, if “Less than half of the scores are good” have a high truth value, then “More than half of the scores are bad” should have a high truth value as well.

These properties clearly depend on the definitions of quantifiers Q , as well as variables A and B .

2) Linguistic Variables and Quantifiers

In order to evaluate these sentences, we define several linguistic variables. The first one is “Score”, with three modalities, “Good”, “Average”, or “Bad”. Figure 3 shows this partition. The score used is the normalized one, thus in $[0, 1]$.

The second linguistic variable is “Calendar”, which determines the membership degree of a given month to a given time in the year. This variable can be used to describe the four seasons and some special calendar time. For the purpose of this paper, we keep “Spring” and “Autumn”, as Figure 4 illustrates. This linguistic variable obviously depends on the cultural area where the summary is calculated. In countries near the equator, “Spring” and “Autumn” are not relevant. “Winter” as well happens from December to March in the northern hemisphere, whereas it is summer at that time in the southern one (we do not use this value in this article, but it could be included as well in the Calendar linguistic variable). This fact simply illustrates the fuzzy logic’s ability of capturing the cultural specificities.

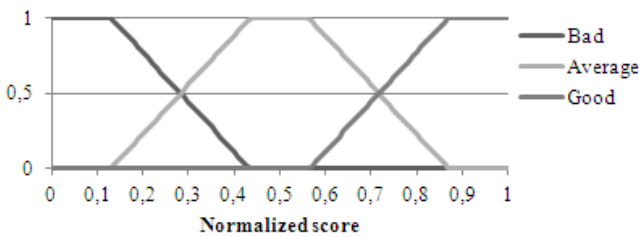


Fig. 3. Fuzzy modalities of the linguistic variable “Score”

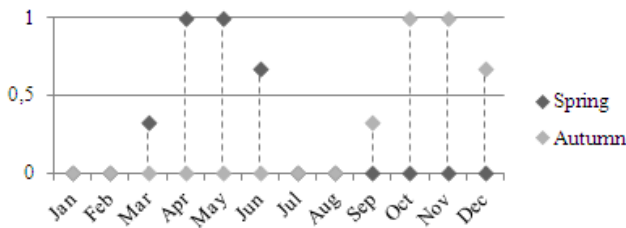


Fig. 4. Fuzzy modalities of the linguistic variable “Calendar”

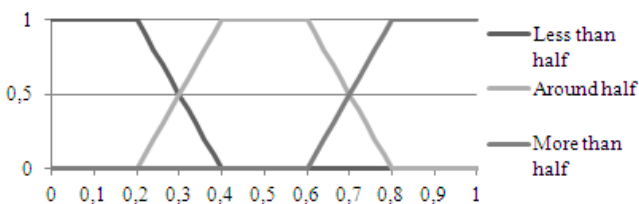


Fig. 5. Quantifiers “Less than half”, “Around half” and “More than half” on the universe in $[0,1]$

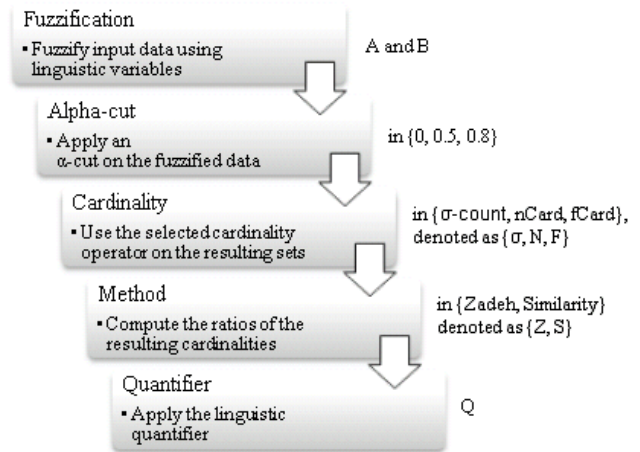


Fig. 6. 5-step processing for the computation of the truth value

Lastly, we also define three quantifiers: “Less than half”, “Around half” and “More than half”, as displayed in Figure 5. These quantifiers are relative ones, which means they do not take an absolute value as an input, but a relative one, in $[0, 1]$.

3) Computation of the Truth Values

Here, we compare the different methods introduced in the previous section. Data are processed using a 5-step method to compute the truth value. We study all the relevant configuration combining 3 values for the α -cut (see (8)), 3 cardinalities (“Zadeh”, which is as standard σ -count as used in (3), “nCard” as in (10) and “fCard” as in (6)) and 2 methods (“Zadeh” as in (3) and (4) or “Similarity” as in (12)). These parameters, as well as the quantifiers and linguistic variables are used in the order given in Figure 6.

Tables II and III present the results of the truth calculation for the different possible values.

C. Result Analysis

The objective is to check the truth of “Less than a half of the scores for the diet books are good”. Actually, this sentence is not true. Indeed, when we look closely at Figure 1, we can see that, for the few first years, the sentence is true, but it is not for the remaining ones. And this is confirmed by the results. With $\alpha=0$, the sentence scores are between 0.11 and 0.32 (Table II, column 7, rows 1-3), meaning it is quite false. But it is not zero either, hence explaining our first impression. However, the sentence “Around half of the scores for the diet books are good” is around 0.7 (Table II, column 8, rows 1-2 – the Similarity result is ignored here, since it is much too low compare to the others), confirming the second look at the graph. The truth values for the other sentence “Around half of the good scores for the diet books are in Spring” confirms our first guess, since it equals 1 for every α -cut (Table III, column 9). The sentence “Less than half of the good scores for the diet books are in Autumn” (Table III, column 14) is very true as well. More interesting are columns 12 and 13 in Table 3, since they show that bad scores happen in Autumn, “a bit more than 50%”. Several other remarks can be made on the basis on these results. Further investigation must be carried out in order to examine their generality:

TABLE II
RESULTS FOR THE PROTOFORM “QX ARE A”

1	2	3	4	5	6	7	8	9
α -cut	Method	Cardinality	< 50% Bad	\approx 50% Bad	> 50% Bad	< 50% Good	\approx 50% Good	> 50% Good
0	Z	σ	1.00	0.00	0.00	0.24	0.76	0.00
0	Z	N	1.00	0.00	0.00	0.32	0.68	0.00
0	S	F	0.14	0.01	0.00	0.11	0.18	0.00
0.5	Z	σ	1.00	0.00	0.00	0.47	0.53	0.00
0.5	Z	N	1.00	0.00	0.00	0.37	0.63	0.00
0.5	S	F	0.05	0.00	0.00	0.09	0.07	0.00
0.8	Z	σ	1.00	0.00	0.00	0.73	0.27	0.00
0.8	Z	N	1.00	0.00	0.00	0.75	0.25	0.00
0.8	S	F	0.01	0.00	0.00	0.01	0.01	0.00

The “Zadeh” method here is the one described in (3)

– *α -cut effect*: we confirm an expected result with the α -cut, that increasing values for α leads to lower truth values with increasing quantifiers, and lower values with decreasing ones. Another point with α -cut is the different evolution of the result using different methods and cardinalities: they all decrease or increase the same way depending on α and the type of quantifiers, but at different pace.

–*Property 1 is satisfied except for Similarity*. For instance, columns 4, 5 and 6 in Table II and III, or columns 14, 15 and 16 in Table 3.

–*Property 2 depends on the definition of the linguistic variables*. For instance, columns 5 and 9 in Table III

comply with this property, but here the negation of “< 50%” is “ \approx 50%”.

–*Cardinalities*. Ralescu cardinality is not impacted the same way σ -count is. Indeed, the former is an integer one, thus leading to “threshold” effects, whereas the latter, being real, immediately shows the changes.

–*Similarity*: as it is used here, the similarity between the Ralescu’s fuzzy cardinality and the tested quantifier is not efficient, since the fuzzy cardinality is not normal, i.e. its highest value is not 1. Worst, it is usually quite low, around 0.5. Hence, even when it totally belongs to the quantifier, the result of its intersection is quite low, leading to a low truth value. Nevertheless, this method should be investigated further on, since it does seem to provide different result than Zadeh’s. For instance, “Less than 50% are bad” (Table II, column 4, rows 1 and 3) returns 1.00 using Zadeh’s method, and 0.14 using Similarity. On the other hand, “Around 50% are good” (Table II, column 8, rows 1 and 3) gives 0.76 with Zadeh and 0.18 with Similarity. It suggests that they do not provide the same interpretation, over the same data, leading to further research on them.

V. CONCLUSION

We have proposed an overview of linguistic summarization, presenting the main streams of a symbolic representation and management of numerical data, which can be crisp or fuzzy. We have pointed out that fuzzy approaches bring solutions to the imprecision of quantification and the use of subjective qualification of data. Nevertheless, the protoforms used in a fuzzy setting are still far from a natural language description of data.

We then presented some ways of processing data using fuzzy experimental quantifiers. The results are really promising, for all kinds of summaries, and deserve to be further examined. We plan to go deeper about several topics

TABLE III
RESULTS FOR THE PROTOFORM “QAX ARE B”

1	2	3	4	5	6	7	8	9	10	11	12	13	14	15	16
α -cut	Method	Cardinality	Q	<50%	\approx 50%	>50%	<50%	\approx 50%	>50%	<50%	\approx 50%	>50%	<50%	\approx 50%	>50%
			A	Bad	Bad	Bad	Good	Good	Good	Bad	Bad	Bad	Good	Good	Good
			B	Spring	Spring	Spring	Spring	Spring	Spring	Aut-umn	Aut-umn	Aut-umn	Aut-umn	Aut-umn	Aut-umn
0	Z	σ		1.0	0.00	0.00	0.00	1.00	0.00	0.00	0.62	0.38	1.00	0.00	0.00
0	Z	N		1.0	0.00	0.00	0.00	1.00	0.00	0.00	0.62	0.38	1.00	0.00	0.00
0.5	Z	σ		1.0	0.00	0.00	0.00	1.00	0.00	0.00	0.41	0.59	1.00	0.00	0.00
0.5	Z	N		1.0	0.00	0.00	0.00	1.00	0.00	0.00	0.00	1.00	1.00	0.00	0.00
0.8	Z	σ		1.0	0.00	0.00	0.00	1.00	0.00	0.61	0.39	0.00	1.00	0.00	0.00
0.8	Z	N		1.0	0.00	0.00	0.00	1.00	0.00	0.50	0.50	0.00	1.00	0.00	0.00

The “Zadeh” method here is the one described in (4)

like testing other cardinalities (FE-Count, Sugeno, Choquet), using other quantifiers (like Glöckner's [35]) especially the time-related ones, which could be useful with the time series, studying linguistic variables (rules to determine their relevance, automatic generation), understanding the links between alpha-cuts and cardinalities, and between Similarity and Zadeh methods.

ACKNOWLEDGMENT

The authors express their thanks to Marie-Jeanne Lesot for her valuable comments on the present version of the paper.

REFERENCES

- [1] J. Kacprzyk and S. Zadrozny, "Computing With Words Is an Implementable Paradigm: Fuzzy Queries, Linguistic Data Summaries, and Natural-Language Generation," *IEEE Transactions on Fuzzy Systems*, vol. 18, no. 3, pp. 461-472, Jun. 2010.
- [2] R. R. Yager, "A new approach to the summarization of data," *Information Sciences*, vol. 28, no. 1, pp. 69-86, Oct. 1982.
- [3] L. Zadeh, "A computational approach to fuzzy quantifiers in natural languages," *Computers & Mathematics with Applications*, vol. 9, no. 1, pp. 149-184, 1983.
- [4] R. R. Yager, "Fuzzy summaries in database mining," in *Proceedings the 11th Conference on Artificial Intelligence for Applications*, 1995, pp. 265-269.
- [5] J. Kacprzyk, A. Wilbik, and S. Zadrozny, "Linguistic summarization of time series using a fuzzy quantifier driven aggregation," *Fuzzy Sets and Systems*, vol. 159, no. 12, pp. 1485-1499, Jun. 2008.
- [6] L. Liétard, "A new definition for linguistic summaries of data," in *2008 IEEE International Conference on Fuzzy Systems (IEEE World Congress on Computational Intelligence)*, 2008, pp. 506-511.
- [7] P. Bosc, L. Liétard, and O. Pivert, "Extended functional dependencies as a basis for linguistic summaries," *Lecture notes in computer science*, pp. 255-263, 1998.
- [8] D. Rasmussen and R. R. Yager, "Finding fuzzy and gradual functional dependencies with SummarySQL," *Fuzzy Sets and Systems*, vol. 106, no. 2, pp. 131-142, Sep. 1999.
- [9] P. Bosc, O. Pivert, and L. Ughetto, "On data summaries based on gradual rules," *Lecture notes in computer science*, pp. 512-521, 1999.
- [10] S. Zadrozny and J. Kacprzyk, "Summarizing the Contents of Web Server Logs: A Fuzzy Linguistic Approach," in *2007 IEEE International Fuzzy Systems Conference*, 2007, pp. 1-6.
- [11] J. Kacprzyk and S. Zadrozny, "Fuzzy querying for Microsoft Access," in *Proceedings of 1994 IEEE 3rd International Fuzzy Systems Conference*, 1994, pp. 167-171.
- [12] D. Pilarski, "Linguistic Summarization of Databases with Quantirius: a Reduction Algorithm for Generated Summaries," *International Journal of Uncertainty, Fuzziness and Knowledge-Based Systems (IJUFKS)*, vol. 18, no. 3, pp. 305-331, 2010.
- [13] D. H. Fisher, "Knowledge Acquisition Via Incremental Conceptual Clustering," *Machine Learning*, vol. 2, no. 2, pp. 139-172, Sep. 1987.
- [14] R. Saint-Paul, G. Raschia, and N. Mouaddib, "Database Summarization: The SaintEtiQ System," in *2007 IEEE 23rd International Conference on Data Engineering*, 2007, pp. 1475-1476.
- [15] G. Raschia and N. Mouaddib, "StEtiQ: a fuzzy set-based approach to database summarization," *Fuzzy Sets and Systems*, vol. 129, no. 2, pp. 137-162, Jul. 2002.
- [16] R. Saint-Paul and G. Raschia, "Mining a Commercial Banking Data Set: The SaintEtiQ Approach," in *2002 IEEE International Conference on Systems, Man and Cybernetics*, 2002, pp. 488 - 493.
- [17] D. H. Lee and M. H. Kim, "Database summarization using fuzzy ISA hierarchies," *IEEE transactions on systems, man, and cybernetics. Part B, Cybernetics: a publication of the IEEE Systems, Man, and Cybernetics Society*, vol. 27, no. 4, pp. 671-680, Jan. 1997.
- [18] J. C. Cubero, J. M. Medina, O. Pons, and M.-A. Vila, "Data summarization in relational databases through fuzzy dependencies," *Information Sciences*, vol. 121, no. 3-4, pp. 233-270, Dec. 1999.
- [19] C. L. Carter and H. J. Hamilton, "Efficient attribute-oriented generalization for knowledge discovery from large databases," *IEEE Transactions on Knowledge and Data Engineering*, vol. 10, no. 2, pp. 193-208, 1998.
- [20] Yseop, "Faire parler les chiffres automatiquement," 2011. [Online]. Available: <http://www.yseop.com/demo/diagFinance/FR/>.
- [21] S. Sripada, E. Reiter, and I. Davy, "SUMTIME-MOUSAM: Configurable Marine Weather Forecast Generator." 2003.
- [22] J. Yu, E. Reiter, J. Hunter, and S. Sripada, "SumTime-Turbine: A Knowledge-Based System to Communicate Gas Turbine Time-Series Data," in *The 16th International Conference on Industrial & Engineering Applications of Artificial Intelligence and Expert Systems*, 2003, p. 23--26.
- [23] L. Danlos, F. Meunier, and V. Combet, "EasyText: an Operational NLG System," in *ENLG 2011, 13th European Workshop on Natural Language Generation*, 2011.
- [24] E. Goldberg, N. Driedger, and R. I. Kittredge, "Using natural-language processing to produce weather forecasts," *IEEE Expert*, vol. 9, no. 2, pp. 45-53, Apr. 1994.
- [25] F. Portet, E. Reiter, J. Hunter, and S. Sripada, "Automatic generation of textual summaries from neonatal intensive care data," in *11th Conference on Artificial Intelligence in Medicine (AIME '07)*, 2007, p. 227--236.
- [26] J. Yu, E. Reiter, J. Hunter, and C. Mellish, "Choosing the content of textual summaries of large time-series data sets," *Natural Language Engineering*, vol. 13, no. 1, p. 25, 2006.
- [27] L. Danlos, "G-TAG: A lexicalized formalism for text generation inspired by Tree Adjoining Grammar," in *Tree Adjoining Grammars - Formalisms, Linguistic Analysis and Processing*, CSLI Publications, 2000, pp. 343-370.
- [28] A. L. Ralescu, "A note on rule representation in expert systems," *Information Sciences*, vol. 38, no. 2, pp. 193-203, Apr. 1986.
- [29] R. R. Yager, "Connectives and quantifiers in fuzzy sets," *Fuzzy Sets and Systems*, vol. 40, no. 1, p. 39-75, Mar. 1991.
- [30] D. Ralescu, "Cardinality, quantifiers, and the aggregation of fuzzy criteria," *Fuzzy Sets and Systems*, vol. 69, no. 3, pp. 355-365, Feb. 1995.
- [31] Y. Liu and E. E. Kerre, "An overview of fuzzy quantifiers. (I). Interpretations," *Fuzzy Sets and Systems*, vol. 95, no. 1, pp. 1-21, Apr. 1998.
- [32] Y. Liu and E. E. Kerre, "An overview of fuzzy quantifiers. (II). Reasoning and applications," *Fuzzy Sets and Systems*, vol. 95, no. 2, pp. 135-146, Apr. 1998.
- [33] D. Gao and J. Guo, "Cardinal Fuzzy Quantifiers Based on the Framework of Fuzzy Sets," in *2008 Fifth International Conference on Fuzzy Systems and Knowledge Discovery*, 2008, pp. 215-219.
- [34] V. Novák, "A formal theory of intermediate quantifiers," *Fuzzy Sets and Systems*, vol. 159, no. 10, pp. 1229-1246, May 2008.
- [35] I. Glöckner, "DFS - An Axiomatic Approach to Fuzzy Quantification," Technical Report TR97-06, Technische Fakultät, Universität Bielefeld, 1997.
- [36] R. R. Yager, "Quantifiers in the formulation of multiple objective decision functions," *Information Sciences*, vol. 31, no. 2, pp. 107-139, Nov. 1983.
- [37] B. Bouchon-Meunier, M. Rifqi, and S. Bothorel, "Towards general measures of comparison of objects," *Fuzzy Sets and Systems*, vol. 84, no. 2, pp. 143-153, Dec. 1996.
- [38] J. Barwise, "On branching quantifiers in English," *Journal of Philosophical Logic*, vol. 8, no. 1, pp. 47-80, Jan. 1979.
- [39] S. Mendez-Nunez and G. Trivino, "Combining Semantic Web technologies and Computational Theory of Perceptions for text generation in financial analysis," in *International Conference on Fuzzy Systems*, 2010, pp. 1-8.