



**HAL**  
open science

# Olive baboons, *Papio anubis*, adjust their visual and auditory intentional gestures to the visual attention of others

Marie Bourjade, Adrien Meguerditchian, Audrey Maille, Florence Gaunet,  
Jacques Vauclair

## ► To cite this version:

Marie Bourjade, Adrien Meguerditchian, Audrey Maille, Florence Gaunet, Jacques Vauclair. Olive baboons, *Papio anubis*, adjust their visual and auditory intentional gestures to the visual attention of others. *Animal Behaviour*, 2014, 87, pp.121-128. 10.1016/j.anbehav.2013.10.019 . hal-00932293

**HAL Id: hal-00932293**

**<https://hal.science/hal-00932293>**

Submitted on 11 Apr 2014

**HAL** is a multi-disciplinary open access archive for the deposit and dissemination of scientific research documents, whether they are published or not. The documents may come from teaching and research institutions in France or abroad, or from public or private research centers.

L'archive ouverte pluridisciplinaire **HAL**, est destinée au dépôt et à la diffusion de documents scientifiques de niveau recherche, publiés ou non, émanant des établissements d'enseignement et de recherche français ou étrangers, des laboratoires publics ou privés.

1 Olive baboons, *Papio anubis*, adjust their visual and auditory intentional gestures to the visual  
2 attention of others

3 Marie Bourjade<sup>a,b,\*</sup>, Adrien Meguerditchian<sup>b,c</sup>, Audrey Maille<sup>d</sup>, Florence Gaunet<sup>c</sup>, Jacques  
4 Vaclair<sup>a</sup>

5 <sup>a</sup> Research Centre in the Psychology of Cognition, Language and Emotion, PsyCLE, Aix-  
6 Marseille University, Aix-en-Provence, France

7 <sup>b</sup> Centre National de la Recherche Scientifique, Station de Primatologie UPS 846, Rousset,  
8 France

9 <sup>c</sup> Laboratoire de Psychologie Cognitive, Aix-Marseille University, Marseille, France

10 <sup>d</sup> UMR 6552 Ethos 'Ethologie Animale et Humaine', Université de Rennes 1–CNRS, Station  
11 Biologique, Paimpont, France

12 Received 15 April 2013

13 Initial acceptance 21 June 2013

14 Final acceptance 25 September 2013

15 MS. number: 13-00319R

16 \*Correspondence and present address: M. Bourjade, Laboratoire de Psychologie Cognitive,  
17 Aix-Marseille University, 3 place Victor Hugo, 13331 Marseille Cedex 3, France.

18 E-mail addresses: [marie.bourjade@univ-amu.fr](mailto:marie.bourjade@univ-amu.fr), [marie.bourjade@gmail.com](mailto:marie.bourjade@gmail.com) (M. Bourjade).

19 Although nonhuman primates' gestural communication is often considered to be a likely  
20 precursor of human language, the intentional properties in this communicative system have  
21 not yet been entirely elucidated. In particular, little is known about the intentional nature of

22 monkeys' gestural signalling and related social understanding. We investigated whether olive  
23 baboons can (1) adjust their requesting gestures to the visual attention of the experimenter  
24 with special emphasis on the state of the eyes (open versus closed), and (2) flexibly tailor  
25 visual and auditory-based gestures to elaborate their communication as a function of whether  
26 or not the experimenter can see them. Using a food-requesting paradigm, we found monkeys  
27 able to favour either visual or auditory-based requesting gestures to match the experimenter's  
28 visual attention. Crucially, when the human was not visually attending, they silenced visual  
29 gestures to some extent but performed more attention-getting gestures. This is, to our  
30 knowledge, the first report of monkeys elaborating attention-getting signals to compensate for  
31 communication breakdown. Gestural communication was also supported by gaze alternation  
32 between the experimenter's face and the food, especially when the human was visually  
33 attending. These findings offer evidence that olive baboons understand the state of the eyes in  
34 others' visual attention and use requesting gestures intentionally. They emphasize that Old  
35 World monkeys shift to acoustic communication when the recipient is not visually attending.  
36 In contrast to that of human infants and great apes, this acoustic communication is purely  
37 gestural, not vocal.

38

### 39 **Keywords**

40 audience attention, gestural communication, intentionality, language, nonhuman primate

41

42 Intentional communication is collaborative in essence since it requires mutual attention from  
43 both parties in the interaction (Tomasello, Carpenter, Call, Behne, & Moll, 2005). When  
44 producing gestural requests such as pointing gestures, the sender should be able to perceive  
45 the visual attention of the recipient (Butterworth, 2004). In human infants, taking a partner's

46 attentional state into account when gesturing is seen only from around 15 months of age  
47 (Bates, Camaioni, & Volterra, 1975; Franco & Butterworth, 1996; Leavens & Hopkins,  
48 1999). The best evidence of an understanding of attention in children is the coordination with  
49 others' attention to external targets, also called 'joint attention' (Butterworth, 2004; Scaife &  
50 Bruner, 1975). This ability is considered critical for the development of both language and the  
51 ability to attribute mental states to others (Camaioni, Perucchini, Bellagamba, & Colonnesi,  
52 2004; Reddy, 2004).

53         Nonhuman primates do communicate with gestures too. A communicative gesture has  
54 recently been defined as 'any non-vocal bodily action directed to a recipient that is  
55 mechanically ineffective and represents a meaning, beyond itself, that is in part manifested by  
56 others of the social group' (Scott & Pika, 2012, p. 158; but see Perlman, Tanner, & King,  
57 2012 for an alternative view of mechanical effectiveness). Great apes and cercopithecines  
58 produce these communicative signals, and so far research has mostly emphasized their use,  
59 function and language-like properties (Pika & Liebal, 2012). Indeed, this gestural system of  
60 communication is often considered to be the most likely precursor of human language  
61 (Corballis, 2003; Pollick & de Waal, 2007; Vauclair, 2004) owing to shared similarities such  
62 as the flexible and voluntary use of gestures (Liebal & Call, 2012; Meguerditchian, Cochet, &  
63 Vauclair, 2011), or the brain specialization for gesturing (Corballis, 2003; Hopkins &  
64 Vauclair, 2012). However, whether nonhuman primates gesture with the genuine intent to  
65 modify their recipient's behaviour, attention or knowledge has not yet been entirely  
66 elucidated (Gómez, 2007). Although there is solid evidence that great apes are sensitive to  
67 their partner's attentional state when gesturing, little is known about the intentional nature of  
68 monkeys' gestural signalling and related social understanding (Call & Tomasello, 2007; Scott  
69 & Pika, 2012). Specifically, for both great apes and monkeys it is not clear whether the  
70 relevant cues to attention of the recipient are the eyes or more general indicators such as head

71 and body orientation (Emery, 2000; Povinelli & Eddy, 1996; Povinelli, Eddy, Hobson, &  
72 Tomasello, 1996; but see Kaminski, Call, & Tomasello, 2004).

73 Deictic gestures that refer to external targets are used by nonhuman primates to  
74 perform requests (Gómez, 2005; Pika, 2008). To be considered as intentional, they must fulfil  
75 several criteria used for prelinguistic children's pointing (Bates et al., 1975; Leavens, 2004):  
76 (1) the gesture is goal-oriented and the signal persists or is completed with other signals until  
77 the desired outcome is reached; (2) the gesture is adjusted in accordance to the attentional  
78 state of the audience, whose attention can be regained by the use of additional attention-  
79 getting behaviours; and (3) the gesture is supported by visual orienting behaviours alternating  
80 between the recipient and the distal object of interest (gaze alternation). Evidence is  
81 accumulating that great apes use visual gestures only if the recipient is visually attending (e.g.  
82 bonobos, *Pan paniscus*: Pika, Liebal, Call, & Tomasello, 2005; orang-utans, *Pongo*  
83 *pygmaeus*: Liebal, Pika, & Tomasello, 2006; gorillas, *Gorilla gorilla*: Genty, Breuer,  
84 Hobaiter, & Byrne, 2009; chimpanzees, *Pan troglodytes*: Hobaiter & Byrne, 2011) and persist  
85 with (e.g. Genty & Byrne, 2010; Liebal, Call, & Tomasello, 2004) or elaborate (Cartmill &  
86 Byrne, 2007; Leavens, Russell, & Hopkins, 2005) their gestures until they achieve a certain  
87 goal. However, attempts to determine which cues to attention are used by apes and monkeys  
88 to adjust their communication have led to mixed results. While it is often not possible to  
89 characterize the state of the eyes of individuals in naturalistic settings (e.g. Emery, 2000;  
90 Genty et al., 2009), experimental studies have further demonstrated that nonhuman primates  
91 generally use body orientation (e.g. great apes: Hostetter, Cantero, & Hopkins, 2001;  
92 Kaminski et al., 2004; Povinelli et al., 1996; monkeys: Hattori, Kuroshima, & Fujita, 2010;  
93 Meunier, Prieur, & Vaclair, 2012) or face orientation (e.g. great apes: Tempelmann,  
94 Kaminski, & Liebal, 2011; monkeys: Maille, Engelhart, Bourjade, & Blois-Heulin, 2012) as  
95 an indicator of a human's attention, although they may sometimes use face orientation only

96 when the human's body is oriented towards them (e.g. chimpanzees: Kaminski et al., 2004).  
97 However, there is little evidence that nonhuman primates adjust their signals to the open and  
98 directed state of the recipient's eyes (but see Hattori et al., 2010; Hostetter, Russell, Freeman,  
99 & Hopkins, 2007). Instead, many studies have failed to demonstrate that subjects tailor their  
100 gestural signals as a function of the state of the experimenter's eyes (Kaminski et al., 2004;  
101 Povinelli et al., 1996; Theall & Povinelli, 1999). Although chimpanzees have been reported to  
102 move into someone's visual field before starting to gesture rather than using auditory or  
103 tactile signals to regain attention (Liebal, Call, Tomasello, & Pika, 2004), two studies showed  
104 that chimpanzees favoured the modality of communication that best fitted the experimenter's  
105 visual attention (Leavens, Hostetter, Wesley, & Hopkins, 2004), using auditory signals  
106 specifically when the experimenter could not see them (Hostetter et al., 2007). While this may  
107 constitute the best evidence so far that great apes can finely tune their gestures to the level of  
108 attention of the recipient, there is no such evidence for monkeys, to which this stringent  
109 paradigm remains to be applied.

110         We addressed this question in olive baboons using a food-requesting paradigm.  
111 Baboons use two distal threat gestures in their natural communication, i.e. 'slapping ground'  
112 and 'rubbing ground' (Estes, 1991; Kummer, 1968), usually performed towards an obviously  
113 attending partner (Meguerditchian & Vauclair, 2006; Meguerditchian et al., 2011). They are  
114 further known to rely on the use of gaze cues by conspecifics for soliciting help in conflicts  
115 (Packer, 1977) and for deceptive communication (Whiten & Byrne, 1988). In experimental  
116 settings baboons gestured more towards a human facing them than one oriented away  
117 (Meunier et al., 2012), but no study has disambiguated which cues to attention they relied on.

118         We manipulated the experimenter's visual attention by varying the orientation of the  
119 experimenter's whole body, including head (front/back), and the state of her eyes  
120 (open/closed). We then addressed whether baboons (1) adjust their requesting gestures to the

121 visual attention of the experimenter with special emphasis on the state of her eyes, and (2)  
122 flexibly tailor visual and auditory signals to elaborate their communication as a function of  
123 whether or not the experimenter can see them. If baboons are able to use the state of the eyes  
124 as a cue to visual attention, they should produce more requests when the experimenter's eyes  
125 are open than when they are closed. If they not only use the state of the eyes as a cue to  
126 attention, but also understand the role of open eyes as an attentional state that is specific to  
127 their visual behaviour, baboons should tailor their gestural communication to the visual  
128 attention of the experimenter, and therefore produce more auditory-based gestures than visual  
129 gestures when the experimenter cannot see them compared to when she can. However, if  
130 baboons rely on more general cues to attention such as body orientation, they should produce  
131 more requests when the experimenter is facing them than when the experimenter is oriented  
132 away.

133

134

## 135 <H1>Methods

### 136 <H2>Subjects

137

138 The experiments took place in the Primate Station of the Centre National de la Recherche  
139 Scientifique (UPS 846, Rousset, France; Agreement number for conducting experiments on  
140 vertebrate animals: D13-087-7). Sixteen baboons, 10 males and six females, ranging in age  
141 from 6 to 16 years were tested between August 2011 and March 2012 (see Appendix Table  
142 A1). All subjects lived in reproductive social groups comprising one adult male, two to five  
143 adult females and their immature offspring (up to 2 years old). Groups had free access to 14

144 m<sup>2</sup> outdoor areas connected to 12 m<sup>2</sup> indoor areas. The enclosures were enriched by wooden  
145 platforms and vertical structures of different heights, in both the outdoor and indoor areas. All  
146 monkeys were fed four times a day with industrial monkey pellets, seed mixture, fresh  
147 vegetables and fruits. Water was available ad libitum and subjects were never deprived of  
148 food or water during testing. Subjects were tested in their outdoor area, and only females were  
149 partly isolated from dominant individuals (which were kept inside) during testing. The  
150 experimental procedure complied with the current French laws and the European directive  
151 86/609/CEE. According to Article 3 (definitions) of the current European directive, this  
152 experiment does not qualify as an experimental procedure and therefore does not require  
153 institutional ethics approval.

154

## 155 <H2>*Apparatus*

156

157 Prior to each test session, we placed inside the cage a concrete block perpendicularly to the  
158 mesh, at about 90 cm from the ground so that subjects could gesture at about the height of a  
159 person. The mesh was equipped with a 10x60 cm opening through which the baboons could  
160 freely pass their arms. During testing, a Plexiglas panel of 80x35 cm with two 10x15 cm holes  
161 separated by 25 cm from centre to centre was fixed to the mesh over the opening (see  
162 Supplementary Videos S1–S4). This panel was devised to facilitate subsequent recording of  
163 baboons' gestures on video footage. Baboons were hence allowed to beg through the holes  
164 towards an experimenter standing 1 m in front of the cage. Two video cameras were placed 2  
165 m in front of the cage on both sides of the experimenter at an angle of 45° to the subject's  
166 midline. All sessions were videotaped at a rate of 30 frames/s.

167



168 <H2>*Test Procedure*

169

170 All subjects were previously trained to beg through one of the holes of the Plexiglas panel to  
171 request the food reward held in the experimenter's hand (see the Appendix for the full  
172 procedure). Baboons were then tested for their requesting behaviour in four conditions. In the  
173 control condition, the condition Out, the experimenter deposited a piece of banana (4 cm long  
174 throughout the study) on the ground, 1 m in front of the cage, and left the test area (see  
175 Supplementary Video S1). In the other three conditions, the test conditions, the experimenter  
176 stood 1 m in front of the cage holding a piece of banana in one hand always in sight of the  
177 subject: (1) Eyes open: the experimenter faced and looked at the subject (see Supplementary  
178 Video S2); (2) Eyes closed: the experimenter faced the subject but kept her eyes closed (see  
179 Supplementary Video S3); (3) Back turned: the experimenter was oriented away from the  
180 subject but held the food behind her back (see Supplementary Video S4). Note that the  
181 experimenter did not stare at the baboons in the Eyes open condition but rather looked  
182 alternately to the eyes and the upper part of the nose so as to avoid possible fear reactions.  
183 Each test session comprised four 30 s experimental trials alternated with eight motivation  
184 trials in which the experimenter offered the subject the food as soon as it requested it. At the  
185 end of each 30 s experimental trial, the experimenter gave the subject the piece of banana  
186 regardless of its behaviour during the trial. Each baboon received four test sessions (one per  
187 day), each experimental condition being presented once per session. The order of exposure to  
188 the four conditions was counterbalanced between subjects and sessions; four distinct random  
189 orders of conditions were presented to four groups of four subjects using a Latin square  
190 procedure so as to control for possible habituation to the procedure (see full details in  
191 Appendix Table A2).

192

193 <H2>*Data Scoring and Reliability*

194

195 Two different types of manual gestures were observed during the study and scored on the  
196 videos for further analysis. Begging gestures were visual gestures consisting of extending one  
197 or two arm(s) with fingers and hand(s) being in line with the arm(s) (Fig. 1). Attention-getting  
198 gestures were auditory-based gestures consisting of banging the Plexiglas panel. Visual  
199 orienting behaviour that took the form of gaze alternation bouts between the experimenter's  
200 face and the food was also recorded. A first main observer coded all occurrences of begging  
201 gestures and attention-getting behaviours at 30 frames/s using a VLC media player. A  
202 begging gesture started when the wrist crossed the mesh and ended with the partial or  
203 complete withdrawal of the arm. A new occurrence was scored whenever the subject brought  
204 its arm back, with the elbow being inside the cage, and extended it again. A new occurrence  
205 of attention-getting gesture was scored each time the subject banged the Plexiglas panel  
206 producing distinct sounds. A second main observer coded all occurrences of visual orienting  
207 behaviour frame by frame using Avidemux 2.5 (32-bit). Gaze alternation bouts were recorded  
208 based on the conservative number of four consecutive looks alternating between the  
209 experimenter's face and the piece of banana. For reliability purposes, 15% of the video  
210 material was randomly assigned to two novel observers who were naïve to the experiment.  
211 This resulted in a total of 40 experimental trials, each of 30 s, in 10 different test sessions.  
212 One novel observer coded the begging and attention-getting gestures while the other coded  
213 gaze alternation bouts. Reliability was assessed within pairs of main and novel observers and  
214 was high for both gestures (Cohen's  $k = 0.82$ ) and gaze alternation bouts (Cohen's  $k = 0.76$ ).

215

216 <H2>*Statistical analysis*

217

218 We used an approach of multimodel inference to determine which cues to attention most  
219 affected the responses of the subjects (Burnham & Anderson, 2004). We processed the  
220 numbers of begging gestures, attention-getting gestures and gaze alternation bouts produced  
221 by the 16 subjects over all test sessions across experimental conditions. Missing data occurred  
222 for one subject (Tulie) in the last test session and were considered as such in the models. We  
223 followed a three-step procedure: (1) we fitted several models varying the nature of cues to  
224 attention as fixed effects (Table 1); (2) we selected the models that best fitted the observed  
225 data; and (3) we performed tests of significance on the retained models.

226

227 <H3>*Model fitting*

228 As the frequency distribution of all dependent variables was not normal, we selected a  
229 Poisson family with a log link function adapted to count data for fitting generalized linear  
230 mixed models with ‘condition’ as fixed effect (i.e. Main Models). Pseudoreplication caused  
231 by repeated observations of the same individual was taken into consideration by adding the  
232 individual as a random effect. Second, we examined the possible variation of behavioural  
233 responses over time (habituation) by fitting models with the interaction between ‘condition’  
234 and ‘block’ of test sessions as fixed effects and ‘individual’ and ‘block’ as random effects (i.e.  
235 Time Models). The first two test sessions were pooled as block 1 and the last two test sessions  
236 as block 2. Third, we tested which postural cues to attention had the strongest effect on  
237 dependent variables by performing nested models of the parameter ‘condition’ (i.e. Nested  
238 Models). This procedure allowed us to weight the relative influence of the different cues to  
239 attention (e.g. state of the eyes, body orientation) ‘nested’ in the parameter ‘condition’, and

240 advantageously replace traditional post hoc comparisons. To test whether the effect of the  
241 state of the eyes could be stronger than the effect of head and body orientation, we pooled the  
242 Eyes closed and Back turned conditions into condition Cannot see to compare with condition  
243 Can see (i.e. Eyes open). To test whether the effect of head and body orientation could be  
244 stronger than the effect of the state of the eyes, we pooled the Eyes open and Eyes closed  
245 conditions into condition Front to compare with condition Back (i.e. Back turned).

246

### 247 <H3>*Model selection*

248 For each dependent variable we proceeded to select the best fitting models on the basis of the  
249 lowest AICc (i.e. Akaike information criterion corrected, Table 1), which applies a second-  
250 order correction adapted to small samples (Burnham & Anderson, 2004).

251

### 252 <H3>*Test of significance*

253 We used chi-square tests of the log-likelihood ratios to test whether the retained models fitted  
254 the observed data significantly better than a hypothetical null model in which no fixed effect  
255 had been implemented (Brown & Prescott, 2006). All tests were two tailed and were  
256 performed with R 2.10.1 software (<http://cran.r-project.org>) with level of significance set at  
257 0.050.

258

259

## 260 <H1>**Results**

261

### 262 <H2>*Recognition of Recipient's Visual Attention*

263

264 The baboons adjusted their begging behaviour to the visual attentional state of the  
265 experimenter (Fig. 2). The experimental condition most affected the number of begging  
266 gestures (Table 1, Main Model). Baboons gestured more when the experimenter had her eyes  
267 open than in the other three conditions, Eyes closed (Wald test:  $z = -2.28$ ,  $P = 0.023$ ), Back  
268 turned (Wald test:  $z = -9.30$ ,  $P < 0.001$ ) and Out (Wald test:  $z = -11.64$ ,  $P < 0.001$ ). Body  
269 orientation by itself (Table 1, Front/Back Model) and the state of the experimenter's eyes  
270 alone (Table 1, Can see/Cannot see Model) were not better predictors of subjects' responses  
271 than experimental conditions mixing both cues (Table 1), suggesting that both played a role in  
272 the understanding of attentional state by baboons. In a transfer test performed by novel  
273 experimenters so as to exclude possible conditioned responses driven by the sight of the main  
274 experimenter, baboons showed very similar responses (see the Appendix and Fig. A1).

275

276 The baboons displayed significantly more gaze alternation bouts (Table 1, Main  
277 Model: Fig. 3) when the experimenter had her eyes open than when her eyes were closed  
278 (Wald test:  $z = -2.13$ ,  $P = 0.033$ ) or when her back was turned (Wald test:  $z = -6.41$ ,  $P <$   
279  $0.001$ ). Body orientation by itself (Table 1, Front/Back model) and the state of the  
280 experimenter's eyes alone (Table 1, Can see/Cannot see model) were not better predictors of  
281 subjects' responses than experimental conditions mixing both cues (Table 1) suggesting that  
282 both played a role in the understanding of attentional state by baboons.

283

284 <H2>*Attraction of Recipient's Visual Attention*

285

286 Of the 16 subjects, 14 displayed attention-getting gestures, i.e. auditory-based gestures  
287 consisting of banging the apparatus. Banging was more frequent when the experimenter was  
288 present than when she was absent (Wald test:  $z = -4.22$ ,  $P < 0.001$ ), and when the  
289 experimenter could not see the subject than when she could (Wald test:  $z = 0.029$ ,  $P = 0.029$ ),  
290 during the first two test sessions only (Table 1, Can See/Cannot See Nested Model).  
291 Restricting our analysis to these two sessions in which no habituation to the procedure was  
292 likely to occur, we found that baboons performed more banging when the experimenter could  
293 not see them than when she could (one-sample permutation test:  $t = 2.09$ ,  $P = 0.021$ ; Fig. 4).  
294 Body orientation of the experimenter either alone (Table 1, Front/Back Model) or in  
295 combination with the state of her eyes (Table 1, Main Model) were not better predictors of the  
296 subjects' banging than being seen or not by the experimenter (Table 1).

297

## 298 <H2>*Adjustment of Gestures to Recipient's Visual Attention*

299

300 Considering the first two test sessions, we investigated whether subjects favoured visual  
301 requests (food-begging gestures) over auditory-based gestures (banging) when the  
302 experimenter could see them compared to when she could not. Gesture types produced by the  
303 baboons were affected by the possibility of being seen by the experimenter (Fisher's exact  
304 probability test:  $P < 0.001$ ). Baboons made more visual requests when the experimenter could  
305 see them than when she could not. Conversely, they banged more when the experimenter  
306 could not see them than when she could (Fig. 5).

307

## 308 <H1>**Discussion**

309

310 Three novel findings resulted from this study. First, baboons tailored communicative signals  
311 from different modalities as a function of a human's visual attention based on the state of the  
312 eyes. Second, gestures were accompanied by gaze alternation between the human's face and  
313 the food. Third, monkeys spontaneously elaborated attention-getting signals when there was a  
314 communication breakdown. Until now, this latter ability was considered as a feature unique to  
315 communication of humans and great apes. Collectively, these findings provide solid evidence  
316 that baboons understand the state of the eyes in others' visual attention and use requesting  
317 gestures intentionally.

318         The primate brain contains neurons that are selectively responsive to eye direction,  
319 head orientation and body orientation, possibly as part of a hierarchical process for  
320 determining the direction of another's attention (see Emery, 2000 for a review). In baboons,  
321 the eye region is the primary focus of attention during processing of both humans' and  
322 conspecifics' faces (Martin-Malivel, Mangini, Fagot, & Biederman, 2006) and is essential for  
323 face recognition (Kyes & Candland, 1987). Monkeys also distinguish directed from averted  
324 gazes from both a conspecific and a human (Keating & Keating, 1982) and they follow the  
325 gaze direction of other individuals (Tomasello, Call, & Hare, 1998), sometimes relying on eye  
326 gaze direction only (e.g. in rhesus macaques, *Macaca mulatta*: Lorincz, Baker, & Perrett,  
327 2000; in baboons: Vick, Bovet, & Anderson, 2001). Furthermore, monkeys use humans' state  
328 of the eyes as a cue to adjust behaviour in competitive situations (e.g. Flombaum & Santos,  
329 2005; Vick & Anderson, 2003). It is therefore puzzling that sensitivity to others' state of the  
330 eyes has hardly ever been evidenced in a communicative context, except in a few studies  
331 (Hattori et al., 2010; Hostetter et al., 2007;). Here, we found that baboons performed virtually  
332 no gestural behaviour when the human was absent, but produced most visual gestures when  
333 the human was facing them with her eyes open. This suggests that their requesting behaviour

334 was not merely driven by the sight of the food. Instead, it appears to be genuine  
335 communication motivated by the presence of the human partner. Moreover, while the  
336 information provided by the head and body orientation may be sufficient for interpreting  
337 direction of attention in quadrupedal species (Emery, 2000), this study shows that baboons  
338 also use open eyes as a cue when it is available in a communicative context.

339         In one study very similar to ours, Kaminski et al. (2004) pointed out a hierarchical use  
340 of cues to attention by chimpanzees. The apes responded primarily to body orientation and  
341 secondarily to face orientation only when the experimenter's body was oriented towards  
342 them. The present study did not allow us to distinguish between the possibly hierarchical  
343 contribution of head and body cues. However, the baboons responded more with visual  
344 signals to the Eyes closed than the Back turned conditions, and neither body orientation by  
345 itself nor the state of the experimenter's eyes was a better predictor of the subjects' begging  
346 for food than the Eyes open condition which mixed both cues. This suggests that not only the  
347 state of the eyes but also body and head orientation were relevant cues to others' visual  
348 attention for olive baboons. However, it remains possible that baboons respond to the state of  
349 the eyes only when the human's body is oriented towards them.

350         If our findings seem contradictory to certain previous studies in which food was  
351 deposited on a platform (e.g. Kaminski et al., 2004; Povinelli & Eddy, 1996), they do  
352 corroborate the findings from other studies in which food was held in the experimenter's hand  
353 (e.g. Hattori et al. 2010; Hostetter et al. 2007). This slight methodological difference may  
354 therefore deserve further discussion. As previously stressed for great apes, body orientation,  
355 but not face orientation, may convey information about the experimenter's physical ability to  
356 give food rather than information about her ability to perceive a visual signal (Kaminski et al.,  
357 2004; Tempelmann et al., 2011). We suggest that holding food in the hands may increase and  
358 keep constant the disposition of the human to give food regardless of body orientation. Under



359 such circumstances, it is possible that subjects process more subtle cues to attention such as  
360 the open versus closed state of the experimenter's eyes when begging for food. In a similar  
361 experiment, capuchin monkeys, *Cebus apella*, successfully adjusted their requesting gestures  
362 to the attentional state of a human holding food in one hand, but failed to adjust their  
363 requesting gestures to the attentional state of a human when gestures had to be directed at  
364 food deposited on a table (Hattori et al., 2010). While both gestures are communicative,  
365 pointing towards food on a table appears to be a rather difficult task for monkeys (e.g. Hattori  
366 et al., 2010). More research is hence needed to understand whether pointing towards an  
367 external target and begging from an experimenter require differential cognitive means for  
368 attracting the partner's attention.

369 Wild baboons have been reported to use visual orienting behaviour to attract a  
370 partner's visual attention. For instance, they solicit help in conflicts by looking alternately to  
371 an opponent and a solicited helper (Packer, 1977). Here, we report evidence of gaze  
372 alternation supporting gestural communication that was tuned to the visual attention of the  
373 recipient. Gaze alternation has long been considered as a cornerstone of the development of  
374 intentional communication in human infants (Bates et al., 1975; Camaioni et al., 2004; Franco  
375 & Butterworth, 1996). In line with a previous study (Meunier et al., 2012), our baboons  
376 displayed visual orienting behaviour that was related not only to the locations of the social  
377 partner and the object of interest, but also to the state of the eyes of the experimenter. This  
378 suggests that baboons understand others' visual attention as a prerequisite for coordinating  
379 their own attention with that of others towards an external target. This is reminiscent of  
380 children developing joint visual attention (Butterworth, 2004).

381 However, the fact that the state of the eyes is not always used as a cue by nonhuman  
382 primates to infer attention direction (e.g. Kaminski et al., 2004; Maille et al., 2012; Povinelli  
383 & Eddy, 1996), or when it is used it does not necessarily supplant head and body cues (e.g.

384 this study), has led some to contrast simple learning of cues to attention with actual  
385 understanding of visual attention (Gómez, 1998; Povinelli & Eddy, 1996). In this respect, it is  
386 likely that, owing to explicit training, baboons discriminated cues to the Eyes open condition  
387 as cues that increased the likelihood of getting the reward. However, neither visual orientating  
388 nor attention-getting behaviour was explicitly trained in the present study, yet it was flexibly  
389 adjusted to the visual attention of the experimenter. Baboons produced more visual gestures  
390 and visual orienting behaviours, but fewer attention-getting gestures when the experimenter  
391 could see them than when she could not. Whether baboons had implicitly learned these cues  
392 to attention during training or through prior experience, which may result in implicit  
393 knowledge of others' visual attention, is not possible to disentangle here. Whatever the  
394 operating process, it most probably led to an increased understanding of the conditions under  
395 which their communicative signals can be effective.

396         The use of acoustic communication (i.e. including vocalizations, nonvoiced sounds or  
397 bimodal communication such as visual/auditory-based gestures) as a means of attracting the  
398 attention of an otherwise inattentive partner has been reported in chimpanzees (Hopkins,  
399 Taglialatela, & Leavens, 2007; Hostetter et al. 2007; Leavens et al. 2004), although not found  
400 in all studies (Tempelmann et al., 2011; Theall & Povinelli, 1999). To our knowledge, our  
401 results are the first report of monkeys producing gestures as a means of elaborating  
402 communication that failed to elicit the desired outcome. We thus propose that baboons  
403 possess flexible communicative means that they can use with the same intent, although the  
404 present study did not systematically manipulate the expected outcome of the communicative  
405 exchange (but see Leavens et al., 2005). In contrast to a previous study that found baboons  
406 banged the cage as a result of frustration (Meunier et al., 2012), the behavioural pattern  
407 observed here does not result from thwarted communicative bids only, as evidenced by  
408 differential responses as a function of condition (owing to the fact that all experimental trials

409 lasted for only 30 s and were systematically rewarded). Baboons produced more auditory-  
410 based gestures but fewer visual gestures when the experimenter could not see them,  
411 suggesting they might have used auditory communication as a substitute for visual  
412 communication to capture the attention of the experimenter.

413         This study brings critical insight to the interplay between intentional communication  
414 and social understanding through the primate lineage. Human infants (Liszkowski, Albrecht,  
415 Carpenter, & Tomasello, 2008) and chimpanzees (Hopkins et al., 2007; Hostetter et al., 2007;  
416 Leavens et al., 2004) are known to use vocalizations as a means of recruiting their partner's  
417 attention. Here, we emphasize that Old World monkeys are also capable of shifting to  
418 acoustic communication when the recipient is not visually attending. In contrast to human  
419 infants and chimpanzees, this acoustic communication is purely gestural, not vocal. This  
420 finding questions the evolutionary emergence of vocal intentional communication in the  
421 primate lineage. Intentional acoustic communication might have been 'scaffolded' onto the  
422 special intent to attract others' attention (see Falk, 2004), initially through gestural  
423 communication in Old World monkeys and progressively through both gestural and vocal  
424 communication in great apes, before turning out predominantly vocal in early humans. Future  
425 research may address this topical question of whether acoustic intentional communication  
426 might have appeared in evolution concomitantly to the understanding of another's attention.

#### 427 **Acknowledgments**

428

429 This research was supported by French National Research Agency (ANR) grants; references  
430 ANR-08-BLAN-0011\_01 and ANR-12-PDOC-0014. We thank B. Rosay and C. Canteloup  
431 for coding the video materials, V. Dufour and B. Dauvier for helpful discussions, and several  
432 anonymous referees for their valuable comments on the manuscript.

433 **Supplementary Material**

434

435 Supplementary material is available, in the online version of this article, at doi

436

437 **References**

438

439 Bates, E., Camaioni, L., & Volterra, V. (1975). The acquisition of performatives prior to  
440 speech. *Merrill-Palmer Quarterly*, 21, 205–226.

441 Brown, H., & Prescott, R. 2006. *Applied mixed models in medicine*. Chichester: J. Wiley.

442 Burnham, K. P., & Anderson, D. R. 2004. Multimodel inference understanding AIC and BIC  
443 in model selection. *Sociological Methods & Research*, 33, 261–304.

444 Butterworth, G. 2004. Joint visual attention in infancy. In G. Bremner & A. Fogel, (Eds.),  
445 *Blackwell handbook of infant development* (pp. 213–240). Oxford: Blackwell.

446 Call, J., & Tomasello, M. 2007. *The gestural communication of apes and monkeys*. New  
447 York: Taylor & Francis/L. Erlbaum.

448 Camaioni, L., Perucchini, P., Bellagamba, F., & Colonesi, C. 2004. The role of declarative  
449 pointing in developing a theory of mind. *Infancy*, 5, 291–308.

450 Cartmill, E. A., & Byrne, R. W. 2007. Orangutans modify their gestural signaling according  
451 to their audience's comprehension. *Current Biology*, 17, 1345–1348.

- 452 Corballis, M. C. 2003. From mouth to hand: Gesture, speech, and the evolution of right-  
453 handedness. *Behavioral and Brain Sciences*, 26, 199–208.
- 454 Emery, N. J. 2000. The eyes have it: The neuroethology, function and evolution of social  
455 gaze. *Neuroscience & Biobehavioral Reviews*, 24, 581–604.
- 456 Estes, R. D. 1991. *The behavior guide to African mammals: Including hoofed mammals,*  
457 *carnivores, primates.* Los Angeles: University of California Press.
- 458 Falk, D. 2004. Prelinguistic evolution in early hominins: Whence motherese? *Behavioral and*  
459 *Brain Sciences*, 27, 491–503.
- 460 Flombaum, J. I., & Santos, L. R. 2005. Rhesus monkeys attribute perceptions to others.  
461 *Current Biology*, 15, 447–452.
- 462 Franco, F., & Butterworth, G. 1996. Pointing and social awareness: declaring and requesting  
463 in the second year. *Journal of Child Language*, 23, 307–336.
- 464 Genty, E., Breuer, T., Hobaiter, C., & Byrne, R. W. 2009. Gestural communication of the  
465 gorilla (*Gorilla gorilla*): repertoire, intentionality and possible origins. *Animal Cognition*, 12,  
466 527–546.
- 467 Genty, E., & Byrne, R. 2010. Why do gorillas make sequences of gestures? *Animal*  
468 *Cognition*, 13, 287–301.
- 469 Gómez, J. C. 1998. Assessing theory of mind with nonverbal procedures: Problems with  
470 training methods and an alternative procedure. *Behavioral and Brain Sciences*, 21, 119–120.
- 471 Gómez, J. C. 2005. Requesting gestures in captive monkeys and apes: Conditioned responses  
472 or referential behaviours? *Gesture*, 5, 91–105.

473 Gómez, J.-C. 2007. Pointing behaviors in apes and human infants: A balanced interpretation.  
474 *Child Development*, 78, 729–734.

475 Hattori, Y., Kuroshima, H., & Fujita, K. 2010. Tufted capuchin monkeys (*Cebus apella*) show  
476 understanding of human attentional states when requesting food held by a human. *Animal*  
477 *Cognition*, 13, 87–92.

478 Hobaiter, C., & Byrne, R. 2011. The gestural repertoire of the wild chimpanzee. *Animal*  
479 *Cognition*, 14, 745–767.

480 Hopkins, W. D., Tagliabue, J. P., & Leavens, D. A. 2007. Chimpanzees differentially  
481 produce novel vocalizations to capture the attention of a human. *Animal Behaviour*, 73, 281–  
482 286.

483 Hopkins, W. D., & Vauclair, J. 2012. Evolution of behavioral and brain asymmetries in  
484 primates. In K. R. Gibson, & M. Tallerman (Eds.), *Handbook of language evolution* (pp. 184–  
485 197). Oxford: Oxford University Press.

486 Hostetter, A. B., Cantero, M., & Hopkins, W. D. 2001. Differential use of vocal and gestural  
487 communication by chimpanzees (*Pan troglodytes*) in response to the attentional status of a  
488 human (*Homo sapiens*). *Journal of Comparative Psychology*, 115, 337–343.

489 Hostetter, A., Russell, J., Freeman, H., & Hopkins, W. 2007. Now you see me, now you  
490 don't: evidence that chimpanzees understand the role of the eyes in attention. *Animal*  
491 *Cognition*, 10, 55–62.

492 Kaminski, J., Call, J., & Tomasello, M. 2004. Body orientation and face orientation: two  
493 factors controlling apes' begging behavior from humans. *Animal Cognition*, 7, 216–223.

- 494 Keating, C. F., & Keating, E. G. 1982. Visual scan patterns of rhesus monkeys viewing faces.  
495 *Perception*, 11, 211 – 219.
- 496 Kummer, H. 1968. *Social organization of hamadryas baboons: A field study*. Chicago: The  
497 University of Chicago Press.
- 498 Kyes, R. C., & Candland, D. K. 1987. Baboon (*Papio hamadryas*) visual preferences for  
499 regions of the face. *Journal of Comparative Psychology*, 101, 345–348.
- 500 Leavens, D. A. 2004. Manual deixis in apes and humans. *Interaction Studies*, 5, 387–408.
- 501 Leavens, D. A., & Hopkins, W. D. 1999. The whole-hand point: The structure and function of  
502 pointing from a comparative perspective. *Journal of Comparative Psychology*, 113, 417–425.
- 503 Leavens, D. A., Hostetter, A. B., Wesley, M. J., & Hopkins, W. D. 2004. Tactical use of  
504 unimodal and bimodal communication by chimpanzees, *Pan troglodytes*. *Animal Behaviour*,  
505 67, 467–476.
- 506 Leavens, D. A., Russell, J. L., & Hopkins, W. D. 2005. Intentionality as measured in the  
507 persistence and elaboration of communication by chimpanzees (*Pan troglodytes*). *Child*  
508 *Development*, 76, 291–306.
- 509 Liebal, K., & Call, J. 2012. The origins of non-human primates' manual gestures.  
510 *Philosophical Transactions of the Royal Society B*, 367, 118–128.
- 511 Liebal, K., Call, J., & Tomasello, M. 2004. Chimpanzee gesture sequences. *Primates*, 64,  
512 377–396.
- 513 Liebal, K., Call, J., Tomasello, M., & Pika, S. 2004. To move or not to move: How apes  
514 adjust to the attentional state of others. *Interaction Studies*, 5, 199–219.

515 Liebal, K., Pika, S., & Tomasello, M. 2006. Gestural communication of orangutans (*Pongo*  
516 *pygmaeus*). *Gesture*, 6, 1–38.

517 Liszkowski, U., Albrecht, K., Carpenter, M., & Tomasello, M. 2008. Infants' visual and  
518 auditory communication when a partner is or is not visually attending. *Infant Behavior and*  
519 *Development*, 31, 157–167.

520 Lorincz, E. N., Baker, C. I., & Perrett, D. I. 2000. Visual cues for attention following in  
521 rhesus monkeys. In J. Fagot (Ed.), *Picture perception in animals* (pp. 343–372). New York:  
522 Psychology Press.

523 Maille, A., Engelhart, L., Bourjade, M., & Blois-Heulin, C. 2012. To beg, or not to beg? That  
524 is the question: mangabeys modify their production of requesting gestures in response to  
525 human's attentional states. *PLoS ONE*, 7, e41197.

526 Martin-Malivel, J., Mangini, M. C., Fagot, J., & Biederman, I. 2006. Do humans and baboons  
527 use the same information when categorizing human and baboon faces? *Psychological Science*,  
528 17, 599–607.

529 Meguerditchian, A., Cochet, H., & Vauclair, J. 2011. From gesture to language: Ontogenetic  
530 and phylogenetic perspectives on gestural communication and its cerebral lateralization. In A.  
531 Vilain, C. Abry, J.-L. Schwartz, & J. Vauclair (Eds.), *Primate communication and human*  
532 *language: Vocalisation, gestures, imitation and deixis in humans and non-humans* (pp. 91–  
533 120). Amsterdam: John Benjamins.

534 Meguerditchian, A., & Vauclair, J. 2006. Baboons communicate with their right hand.  
535 *Behavioural Brain Research*, 171, 170–174.



536 Meunier, H., Prieur, J., & Vauclair, J. 2012. Olive baboons communicate intentionally by  
537 pointing. *Animal Cognition*, 16, 155-163.

538 Packer, C. 1977. Reciprocal altruism in *Papio anubis*. *Nature*, 265, 441–443.

539 Perlman, M., Tanner, J. E., & King, B. J. 2012. A mother gorilla's variable use of touch to  
540 guide her infant: Insights into iconicity and the relationship between gesture and action. In S.  
541 Pika, & K. Liebal (Eds.), *Developments in primate gesture research..* (Vol XIII, pp. 55-71).  
542 Amsterdam: John Benjamins.

543 Pika, S. 2008. Gestures of apes and pre-linguistic human children: Similar or different? *First*  
544 *Language*, 28, 116–140.

545 Pika, S., & Liebal, K. 2012. *Developments in primate gesture research*. Amsterdam: John  
546 Benjamins.

547 Pika, S., Liebal, K., Call, J., & Tomasello, M. 2005. Gestural communication of apes.  
548 *Gesture*, 5, 41–56.

549 Pollick, A. S., & de Waal, F. B. M. de. 2007. Ape gestures and language evolution.  
550 *Proceedings of the National Academy of Sciences, U.S.A.*, 104, 8184–8189.

551 Povinelli, D. J., & Eddy, T. J. 1996. Factors influencing young chimpanzees' (*Pan*  
552 *troglydytes*) recognition of attention. *Journal of Comparative Psychology*, 110, 336–345.

553 Povinelli, D. J., Eddy, T. J., Hobson, R. P., & Tomasello, M. 1996. What young chimpanzees  
554 know about seeing. *Monographs of the Society for Research in Child Development*, 61, i-189.

555 Reddy, V. 2004. Mind knowledge in the first year: Understanding attention and intention. In  
556 Bremner & A. Fogel (Eds.), *Blackwell handbook of infant development* (pp. 241–264).  
557 Oxford: Blackwell.

558 Scaife, M., & Bruner, S. J. 1975. The capacity for joint visual attention in the infant. *Nature*,  
559 253, 265–266.

560 Scott, N. M., & Pika, S. 2012. A call for conformity: Gesture studies in human and non-  
561 human primates. In S. Pika, & K. Liebal (Eds.), *Developments in primate gesture research*  
562 (Vol. XIII, pp. 147–164). Amsterdam: John Benjamins.

563 Tempelmann, S., Kaminski, J., & Liebal, K. 2011. Focus on the essential: all great apes know  
564 when others are being attentive. *Animal Cognition*, 14, 433–439.

565 Theall, L. A., & Povinelli, D. J. 1999. Do chimpanzees tailor their gestural signals to fit the  
566 attentional states of others? *Animal Cognition*, 2, 207–214.

567 Tomasello, M., Call, J., & Hare, B. 1998. Five primate species follow the visual gaze of  
568 conspecifics. *Animal Behaviour*, 55, 1063–1069.

569 Tomasello, M., Carpenter, M., Call, J., Behne, T., & Moll, H. 2005. Understanding and  
570 sharing intentions: The origins of cultural cognition. *Behavioral and Brain Sciences*, 28, 675–  
571 691.

572 Vaclair, J. 2004. Lateralization of communicative signals in nonhuman primates and the  
573 hypothesis of the gestural origin of language. *Interaction Studies*, 5, 365–386.

574 Vick, S.-J., & Anderson, J. R. 2003. Use of human visual attention cues by olive baboons  
575 (*Papio anubis*) in a competitive task. *Journal of Comparative Psychology*, 117, 209–216.

576 Vick, S.-J., Bovet, D., & Anderson, J. R. 2001. Gaze discrimination learning in olive baboons  
577 (*Papio anubis*). *Animal Cognition*, 4, 1–10.

578 Whiten, A., & Byrne, R. W. 1988. Tactical deception in primates. *Behavioral and Brain*  
579 *Sciences*, 11, 233–244.

580

581 **Appendix**

582 *Training of the subjects*

583 All subjects took part in training trials. The procedure comprised three steps in which the  
584 experimenter stood in front of the cage of the focal subject holding a raisin in her open palm  
585 in front of the subject, while progressively increasing the distance to the cage. In the first step,  
586 the raisin was kept within the reach of the subject who extended one arm to grasp it in the  
587 experimenter's hand. In the second step, the distance increased up to the limit of being out of  
588 reach and the experimenter anticipated the attempt of the subject to reach the food in giving  
589 the subject the raisin each time the subject initiated an arm extension out of the cage. In the  
590 third step, the experimenter stood out of the subject's arm reach and went on giving the  
591 subject the raisin immediately after each initiation of arm extension. For the arm extensions  
592 being considered as begging gestures, we set postural criteria ensuring that manual actions  
593 were no longer mechanically effective: (1) the subject had not to try to grasp the raisin by  
594 rotating its shoulder so as to go further through the wire mesh; (2) the subject's fingers had to  
595 be extended in line with the hand and the arm. Subjects had to reach the criterion of 80% of  
596 valid gestures across three consecutive 10-trials sessions administered once a day.

597

598 *Replication with novel experimenters*

599 Two extra test sessions were performed with novel experimenters so as to exclude possible  
600 conditioned responses driven by the sight of the main experimenter. Baboons were presented  
601 once to a novel woman and once to a novel man in a 2 by 2 design relying on the  
602 experimenter's novelty (main experimenter versus novel experimenters first) and  
603 experimenter's sex (novel woman versus novel man first). Experimental procedure and data  
604 analysis were similar to those for the main experiment.

605 Baboons showed similar behavioural trends when they were tested with novel  
606 experimenters over two test sessions (see Appendix Fig. A1). They adjusted their begging  
607 behaviour to the visual attentional state of the experimenter (Main Model: AIC = 156.4; chi-  
608 square tests for the log-likelihood ratios: Main Model – Null Model:  $P < 0.001$ ). Baboons  
609 produced significantly more gestures in the Eyes open than in the Back turned (Wald test:  $z =$   
610  $-4.20$ ,  $P < 0.001$ ) and Out (Wald test:  $z = -6.47$ ,  $P < 0.001$ ) conditions, but not in the Eyes  
611 closed condition (Wald test:  $z = -1.14$ ,  $P = 0.253$ ).

612 Body orientation by itself (Front/Back Model: AIC = 155.7) may consequently be a  
613 better predictor of subjects' responses than experimental conditions mixing both cues,  
614 although the two models did not differ significantly (chi-square tests for the log-likelihood  
615 ratios: Main Model – Front/Back Model:  $P = 0.251$ ). However, the state of the experimenter's  
616 eyes was not an accurate predictor of the subjects' responses (Can see/Cannot see Model: AIC  
617 = 164.5; chi-square tests for the log-likelihood ratios: Main Model – Can see/Cannot see  
618 Model:  $P < 0.010$ ).

619 These findings support the proposal that baboons' gestural communication is driven  
620 not by the sight of the food reward alone nor by the sight of the main experimenter who could  
621 have been associated with the delivery of the reward. We propose that baboons' begging  
622 gestures should be interpreted as genuine communicative attempts motivated by the presence  
623 of a partner whose cooperation is required to get the reward. Further testing is, however,  
624 needed to find out whether baboons processed well-known and novel faces differently and  
625 whether such differential treatment may explain why they did not rely on the state of the  
626 novel experimenter's eyes to adjust their communicative behaviour in this experiment.

627

628 Table 1. Summary of the models fitted for each dependent variable

| Model name  | Fixed effect                      | Random effect     | AICc          | $\Delta$ AICc | Significance |
|---|-----------------------------------|-------------------|---------------|---------------|--------------|
| <b>Dependent variable: number of begging gestures</b>       |                                   |                   |               |               |              |
| Null Model  | None                              | Individual        | 812.10        | 510.11        | ***          |
| <b>Main Model</b>   | <b>Condition</b>                  | <b>Individual</b> | <b>301.99</b> | <b>0.00</b>   | /            |
| Time Model  | Block, condition, block:condition | Individual:block  | 308.70        | 6.71          | NS           |
| Front/back Nested Model                                     | Condition                         | Individual        | 305.19        | 3.20          | *            |
| Can see/cannot see Nested Model                             | Condition                         | Individual        | 356.19        | 54.20         | ***          |
| <b>Dependent variable: number of gaze alternation bouts</b> |                                   |                   |               |               |              |
| Null Model  | None                              | Individual        | 281.70        | 45.21         | ***          |
| <b>Main Model</b>   | <b>Condition</b>                  | <b>Individual</b> | <b>236.49</b> | <b>0.00</b>   | /            |

|     |   |  |                         |               |             |          |
|-----|---|--|-------------------------|---------------|-------------|----------|
| 629 | Time Model  | Block, condition, block:condition        | Individual:block        | 246.40        | 9.91        | NS       |
| 630 | Front/back Nested Model   | Condition                                | Individual              | 239.09        | 2.60        | *        |
| 631 | Can see/cannot see Nested Model                                 | Condition                                | Individual              | 258.19        | 21.70       | ***      |
| 632 | <b>Dependent variable: number of attention-getting gestures</b> |  |                         |               |             |          |
| 633 |   |  |                         |               |             |          |
| 634 | Null Model  | None                                     | Individual:block        | 409.80        | 123.00      | ***      |
| 635 | Main Model  | Condition                                | Individual              | 297.89        | 11.09       | ***      |
| 636 | Time Model  | Block, condition, block:condition        | Individual:block        | 290.20        | 3.40        | NS       |
| 637 | Front/back Nested Model   | Condition, block, condition:block        | Individual:block        | 289.40        | 2.60        | ***      |
| 638 | <b>Can see/cannot see Nested Model</b>                          | <b>Condition, block, condition:block</b> | <b>Individual:block</b> | <b>286.80</b> | <b>0.00</b> | <b>/</b> |

---

639 Interactions between two effects are represented by colons. Bold characters indicate the retained model for each dependent variable. AICc:  
640 Akaike information criterion with second-order correction;  $\Delta AICc$ : difference between the AIC of model  $i$  and the AIC of the retained model.  
641 Chi-square tests for the log-likelihood ratios: \* $P < 0.05$ , \*\*\* $P < 0.001$ .

642 Table A1. Subjects who participated in the study

643

| Name     | Sex    | Age | Rearing history | Place of birth |
|----------|--------|-----|-----------------|----------------|
| Anelka   | Male   | 6   | Mother reared   | Captivity      |
| Katy     | Female | 16  | Mother reared   | Captivity      |
| Marius   | Male   | 14  | Mother reared   | Captivity      |
| Momo     | Male   | 14  | Mother reared   | Captivity      |
| Oscar    | Male   | 13  | Mother reared   | Captivity      |
| Perfide  | Female | 12  | Mother reared   | Captivity      |
| Prise    | Female | 12  | Mother reared   | Captivity      |
| Raimu    | Male   | 11  | Mother reared   | Captivity      |
| Rambo    | Male   | 11  | Nursery         | Captivity      |
| Rodolphe | Male   | 11  | Mother reared   | Captivity      |
| Sabine   | Female | 10  | Mother reared   | Captivity      |
| Sestarde | Female | 10  | Mother reared   | Captivity      |
| Toti     | Male   | 9   | Mother reared   | Captivity      |
| Tulie    | Female | 9   | Mother reared   | Captivity      |
| Ubu      | Male   | 8   | Mother reared   | Captivity      |
| Uranus   | Male   | 8   | Mother reared   | Captivity      |

644

645



646

647 Table A2. Orders of exposure to experimental conditions

648

| Subjects'<br>group | First session     | Second session    | Third session     | Fourth session    |
|--------------------|-------------------|-------------------|-------------------|-------------------|
| Group 1            | Random order<br>1 | Random order<br>2 | Random order<br>3 | Random order<br>4 |
| Group 2            | Random order<br>2 | Random order<br>3 | Random order<br>4 | Random order<br>1 |
| Group 3            | Random order<br>3 | Random order<br>4 | Random order<br>1 | Random order<br>2 |
| Group 4            | Random order<br>4 | Random order<br>1 | Random order<br>2 | Random order<br>3 |

649

650 Random order 1: Eyes Open, Out, Eyes Closed, Back Turned; random order 2: Eyes Closed,

651 Eyes Open, Out, Back Turned; random order 3: Eyes Closed, Out, Back Turned, Eyes Open;

652 random order 4: Back Turned, Eyes Closed, Eyes Open, Out.

653

654

655

656 Figure captions

657

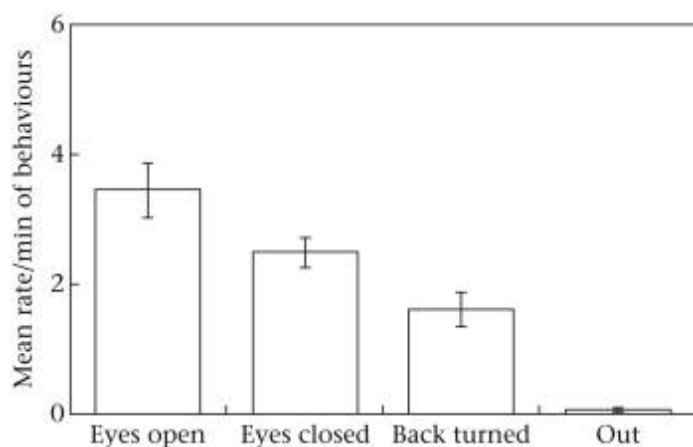
658 Figure 1. Begging gestures: (a) unimanual with the right hand and (b) bimanual.



659

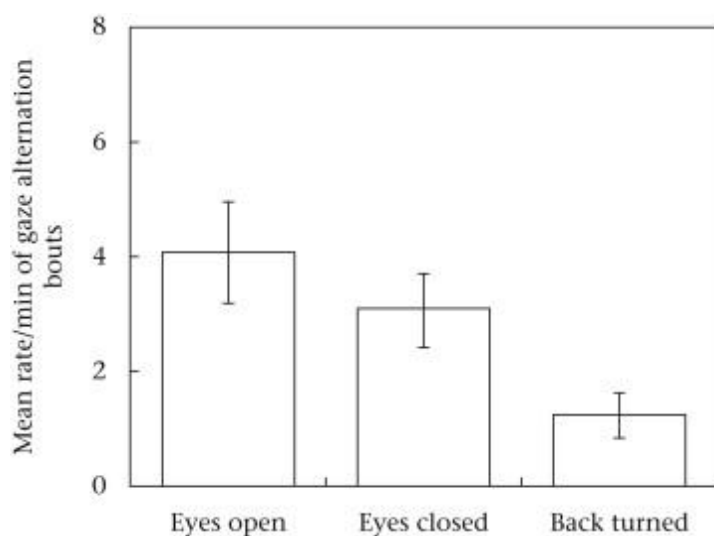
660

661 Figure 2. Mean rate/min  $\pm$  SEM of begging gestures for each experimental condition ( $N = 16$   
662 subjects).




663

664 Figure 3. Mean rate/min  $\pm$  SEM of gaze alternation bouts for each experimental condition ( $N$   
665 = 16 subjects).



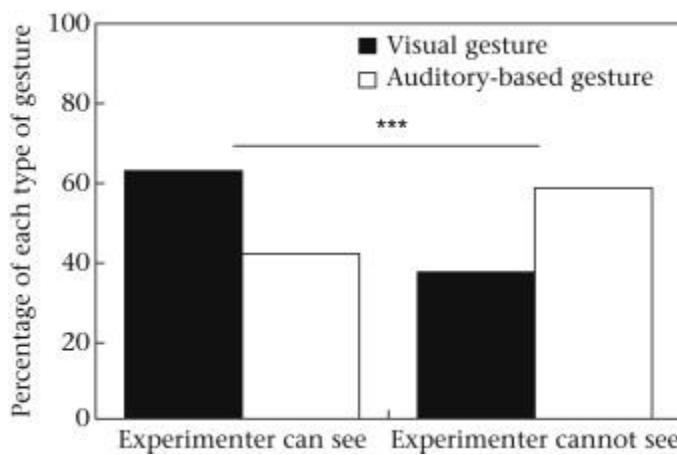
666

667 Figure 4. Mean rate/min  $\pm$  SEM of attention-getting gestures depending on experimenter's  
668 visual attention during session block 1 ( $N = 16$  subjects). One-sample permutation test:  $*P <$   
669 0.05.



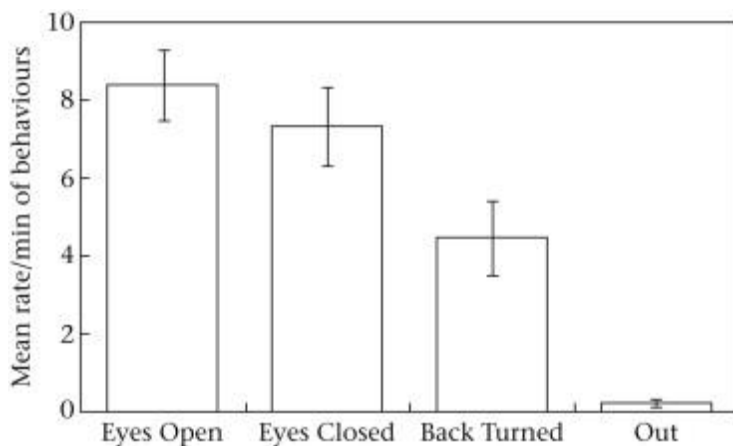
670

671 Figure 5. Percentages of visual and auditory-based gestures depending on experimenter's  
 672 visual attention during session block 1 ( $N = 16$  subjects). Fisher's exact probability test:  $***P$   
 673  $< 0.001$ .



674

675 Figure A1. Mean rate/min  $\pm$  SEM of begging gestures towards novel experimenters for each  
 676 experimental condition ( $N=15$  subjects).



677