



HAL
open science

Surface atmospheric pressure excitation of the translational mode of the inner core

Séverine Rosat, J.-P. Boy, Yves Rogister

► **To cite this version:**

Séverine Rosat, J.-P. Boy, Yves Rogister. Surface atmospheric pressure excitation of the translational mode of the inner core. *Physics of the Earth and Planetary Interiors*, 2014, pp.PEPI5690. 10.1016/j.pepi.2013.12.005 . hal-00926792

HAL Id: hal-00926792

<https://hal.science/hal-00926792v1>

Submitted on 10 Jan 2014

HAL is a multi-disciplinary open access archive for the deposit and dissemination of scientific research documents, whether they are published or not. The documents may come from teaching and research institutions in France or abroad, or from public or private research centers.

L'archive ouverte pluridisciplinaire **HAL**, est destinée au dépôt et à la diffusion de documents scientifiques de niveau recherche, publiés ou non, émanant des établissements d'enseignement et de recherche français ou étrangers, des laboratoires publics ou privés.

Surface atmospheric pressure excitation of the translational mode of the inner core

S. Rosat*, J.-P. Boy*, Y. Rogister*

Institut de Physique du Globe de Strasbourg; UMR 7516, Université de Strasbourg/EOST, CNRS - 5 rue Descartes, 67084 Strasbourg, France

Abstract

Using hourly atmospheric surface pressure field from ECMWF (European Centre for Medium-Range Weather Forecasts) and from NCEP (National Centers for Environmental Prediction) Climate Forecast System Reanalysis (CFSR) models, we show that atmospheric pressure fluctuations excite the translational oscillation of the inner core, the so-called Slichter mode, to the sub-nanogal level at the Earth surface. The computation is performed using a normal-mode formalism for a spherical, self-gravitating anelastic PREM-like Earth model. We determine the statistical response in the form of power spectral densities of the degree-one spherical harmonic components of the observed pressure field. Both hypotheses of inverted and non-inverted barometer for the ocean response to pressure forcing are considered. Based on previously computed noise levels, we show that the surface excitation amplitude is below the limit of detection of the superconducting gravimeters, making the Slichter mode detection a challenging instrumental task for the near future.

Keywords: Slichter mode; ECMWF atmospheric model; NCEP/CFSR atmospheric model; superconducting gravimeters; surface gravity; normal mode

1. Introduction

The search for the surface gravity effect of the free translational oscillations of the inner core, the so-called Slichter modes (Slichter, 1961), has been a subject of observational challenge, particularly since the development of worldwide data from superconducting gravimeters (SGs) of the Global Geodynamics Project (Hinderer and Crossley, 2000). Indeed these relative gravimeters are the most suitable instruments to detect the small signals that would be expected from the Slichter modes (Hinderer et al., 1995; Rosat et al., 2003, 2004).

A first claim by Smylie (1992) of a triplet of frequencies that he attributed to the Slichter modes led to a controversy (e.g. Rieutord (2002)). This detection has been supported by Courtier et al. (2000) and Pagiatakis et al. (2007) but has not been confirmed by other authors (Hinderer et al., 1995; Jensen et al., 1995; Rosat et al., 2006; Guo et al., 2007; Rosat et al., 2007). Crossley et al. (1992, 1993) have shown it is necessary to consider dynamic Love numbers to calculate the Slichter mode eigenperiods. Latest theoretical computation predicts a degenerate (without rotation or ellipticity) eigenperiod of 5.42 h (Rogister, 2003) for the seismological reference PREM (Dziewonski and Anderson, 1981) Earth model. A more recent study by Grinfeld and Wisdom (2010) states that the period could be shorter because of the kinetics of phase transformations at the inner-core boundary (ICB).

The interest raised by the Slichter modes resides in its opportunity to constrain the density jump and the viscosity in the fluid outer core at the ICB. The density jump at the ICB is a parameter that constrains the kinetic energy required to power the geodynamo by compositional convection. Some discrepancies have been obtained for the value of this parameter. On the one hand, by analyzing seismic PKiKP/PcP phases, Koper and Pyle (2004) found that it should be smaller than 450 kg/m^3 , later increased to 520 kg/m^3 (Koper and Dombrovskaya, 2005). On the other hand, using normal modes observation, Masters and Gubbins (2003) obtained $820 \pm 180 \text{ kg/m}^3$. Such differences in the estimate

*Corresponding author

Email address: srosat@unistra.fr (S. Rosat)

of the ICB density jump have been partially attributed to the uncertainties associated with the seismic noise (Tkalčić et al., 2009). A model that satisfies both the constraints set by powering the geodynamo with a reasonable heat flux from the core, and PKP traveltimes and normal mode frequencies has been proposed by Gubbins et al. (2008) with a large overall density jump between the inner and outer cores of 800 kg/m^3 and a sharp density jump of 600 kg/m^3 at the ICB itself. In the following we will adopt the PREM value of 600 kg/m^3 .

The non-detection of the Slichter modes raises the question of their expected amplitude, their damping and the possible mechanisms to excite them. A certain number of papers have considered the damping of the inner core oscillation through anelasticity of the inner core and mantle (Crossley et al., 1991), through viscous dissipation in the outer core (Mathews and Guo, 2005) or through magnetic dissipation (Buffett and Goertz, 1995). Guo et al. (2007) and Rosat et al. (2007) have summarized the theoretical Q values expected for the Slichter mode. Greff-Lefftz and Legros (2007) have concluded that it should most probably be equal to or larger than 2000. Various sources of excitation have been previously considered. The seismic excitation has been studied by Smith (1976), Crossley (1992) and Rosat (2007). They have shown that earthquakes cannot excite the Slichter modes to a level sufficient for the SGs to detect the induced surface gravity effect. For instance, even for the 1960 $M_w = 9.6$ Chilean event the induced surface gravity effect does not reach the nanogal level ($1 \text{ nGal} = 10^{-2} \text{ nm/s}^2$). Surficial pressure flow acting at the ICB and generated within the fluid outer core has been considered by Greff-Lefftz and Legros (2007) and Rosat and Rogister (2012) as a possible excitation mechanism. However, the flow in the core at a timescale of a few hours is too poorly constrained to provide reliable predictions of the amplitude of the Slichter modes. Rosat and Rogister (2012) have investigated the excitation of the Slichter modes by the impact of a meteoroid, which they treated as a surficial seismic source. For the biggest known past collision associated to the Chicxulub crater in Mexico with a corresponding moment-magnitude $M_w = 9.6$, the surface excitation amplitude of the Slichter mode was barely $0.0067 \text{ nm/s}^2 = 0.67 \text{ nGal}$. Nowadays, a similar collision would therefore not excite the Slichter modes to a detectable level. The degree-one surface load has also been investigated by Rosat and Rogister (2012). They showed that a Gaussian-type zonal degree-one pressure flow of 4.5 hPa applied during 1.5 hour would excite the Slichter mode and induce a surface gravity perturbation of 2 nGal which should be detectable by SGs (Rosat and Hinderer, 2011). This determination was based on a purely analytical model of surface pressure.

In this paper we will use hourly surface pressure data provided by two different meteorological centers and show that the surface atmospheric pressure fluctuations can only excite the Slichter modes to an amplitude below the limit of detection of current SGs.

2. Excitation by a continuous surface load

In this Section, we consider a spherical Earth model, for which the frequencies of the three Slichter modes degenerate into a single frequency, and establish a formula for the spectral energy of the amplitude of the mode when it is excited by a surface load.

Developed in a surface spherical harmonics expansion, a degree-one load σ_0 contains three terms:

$$\sigma_0(t; \theta, \phi) = \sigma_{10}(t) \cos \theta + (\sigma_{11}^c(t) \cos \phi + \sigma_{11}^s(t) \sin \phi) \sin \theta, \quad (1)$$

where θ and ϕ are the colatitude and longitude, respectively. The Green function formalism suited for surface-load problems (Farrell, 1972) has been generalized to the visco-elastic case by Tromp and Mitrovica (1999) and has been established for the degree-one Slichter mode by Rosat and Rogister (2012).

The degree-one radial displacement due to load (1) is given by

$$u_r(r, \theta, \phi; t) = \frac{r_s^2 U(r)}{i\nu} [U(r_s)g_0 + P(r_s)] \left[\int_{-\infty}^t e^{i\nu t'} (\sigma_{10}(t') \cos \theta + \sigma_{11}^c(t') \sin \theta \cos \phi + \sigma_{11}^s(t') \sin \theta \sin \phi) dt' \right], \quad (2)$$

and the perturbation of the surface gravity is

$$\Delta g(r, \theta, \phi; t) = \frac{r_s^2 U(r)}{i\nu} [U(r_s)g_0 + P(r_s)]$$

$$\begin{aligned} & [\int_{-\infty}^t e^{ivt'} (\sigma_{10}(t') \cos \theta + \sigma_{11}^c(t') \sin \theta \cos \phi + \sigma_{11}^s(t') \sin \theta \sin \phi) dt'] \\ & [-\omega^2 U(r_s) + \frac{2}{r_s} g_0 U(r_s) + \frac{2}{r_s} P(r_s)]. \end{aligned} \quad (3)$$

In the last two equations, U and P are, respectively, the radial displacement and perturbation of the gravity potential associated to the Slichter mode, r_s is the Earth radius, and $\nu = \omega_0(1 + i/2Q)$ is the complex frequency. As in Rosat and Rogister (2012), we adopt a quality factor $Q = 2000$ and a period $T = 2\pi/\omega_0 = 5.42$ h for a PREM-like Earth's model.

The sources of excitation we consider are continuous pressure variations at the surface. A similar problem was treated by Tanimoto and Um (1999) and Fukao et al. (2002) for the atmospheric excitation of normal modes where the sources were considered as stochastic quantities in space and time. As we use a harmonic spherical decomposition of the pressure field, the correlation in space depends on the harmonic degree, here the degree-one component of wavelength $2\pi r_s$. The correlation in time is performed in the spectral domain.

As a consequence we introduce the energy spectrum of the degree-one pressure fluctuations

$$S_p(\theta, \phi; \omega) = \hat{\sigma}_0(\omega; \theta, \phi) \hat{\sigma}_0^*(\omega; \theta, \phi), \quad (4)$$

and the energy spectrum of the radial displacement

$$S(r, \theta, \phi; \omega) = \hat{u}_r(r, \theta, \phi; \omega) \hat{u}_r^*(r, \theta, \phi; \omega),$$

where $\hat{u}_r(r, \theta, \phi; \omega)$ is the Fourier transform of $u_r(r, \theta, \phi; t)$, $\hat{\sigma}_0(\omega; \theta, \phi)$ is the Fourier transform of $\sigma_0(t; \theta, \phi)$ and $*$ denotes the complex conjugate. The Fourier transform of Eq. (2) is

$$\begin{aligned} \hat{u}_r(r, \theta, \phi; \omega) &= \frac{r_s^2 U(r)}{iv} [U(r_s)g_0 + P(r_s)] \int_{-\infty}^{+\infty} e^{-i\omega t} [\int_{-\infty}^t e^{iv_k t'} \\ & \quad (\sigma_{10}(t') \cos \theta + \sigma_{11}^c(t') \sin \theta \cos \phi + \sigma_{11}^s(t') \sin \theta \sin \phi) dt'] dt \\ &= \frac{r_s^2 U(r)}{\omega_0(1 + \frac{1}{4Q^2})} [U(r_s)g_0 + P(r_s)] \frac{\omega_0(1 - \frac{1}{4Q^2}) - \omega + \frac{i}{2Q}(\omega - 2\omega_0)}{\frac{\omega_0^2}{4Q^2} + (\omega_0 - \omega)^2} \\ & \quad (\hat{\sigma}_{10}(\omega) \cos \theta + \hat{\sigma}_{11}^c(\omega) \sin \theta \cos \phi + \hat{\sigma}_{11}^s(\omega) \sin \theta \sin \phi), \end{aligned}$$

and, therefore, we have

$$\begin{aligned} S(r, \theta, \phi; \omega) &= \frac{r_s^4 U^2(r)}{\omega_0^2(1 + \frac{1}{4Q^2})^2} [U(r_s)g_0 + P(r_s)]^2 \\ & \quad \frac{[\omega_0(1 - \frac{1}{4Q^2}) - \omega]^2 + \frac{(\omega - 2\omega_0)^2}{4Q^2}}{[\frac{\omega_0^2}{4Q^2} + (\omega_0 - \omega)^2]^2} S_p(\theta, \phi; \omega). \end{aligned} \quad (5)$$

From Eq.(5) and (3), we obtain the spectral energy of gravity S_g for the excitation of the Slichter mode by a surface fluid layer

$$\begin{aligned} S_g(r, \theta, \phi; \omega) &= \frac{r_s^4 (-\omega^2 U(r) + \frac{2}{r} g_0 U(r) + \frac{2}{r} P(r))^2}{\omega_0^2(1 + \frac{1}{4Q^2})^2} [U(r_s)g_0 + P(r_s)]^2 \\ & \quad \frac{[\omega_0(1 - \frac{1}{4Q^2}) - \omega]^2 + \frac{(\omega - 2\omega_0)^2}{4Q^2}}{[\frac{\omega_0^2}{4Q^2} + (\omega_0 - \omega)^2]^2} S_p(\theta, \phi; \omega). \end{aligned} \quad (6)$$

3. Atmospheric pressure variations

The operational model of the European Centre for Medium-Range Weather Forecasts (ECMWF) is usually available at 3-hourly temporal resolution, the spatial resolution varying from about 35 km in 2002 to 12 km since 2009. This is clearly not sufficient to investigate the Slichter mode excitation. However, during the period of CONT08 measurements campaign (August 12 – 26, 2008), atmospheric analysis data were provided by the ECMWF also on an hourly basis. CONT08 provided 2 weeks of continuous Very Long Baseline Interferometry (VLBI) observations for the study, among other goals, of daily and sub-daily variations in Earth rotation (Schindelegger et al., 2011). We take advantage of this higher-than-usual temporal resolution to compute the excitation of the Slichter mode by the surface pressure fluctuations. To do so, we first extract the degree-one coefficients of the surface pressure during this period, considering both an inverted and a non-inverted barometer response of the oceans to air pressure variations (Wunsch and Stammer, 1997). Both hypotheses have the advantage to give simple responses of the oceans to atmospheric forcing, even if at such high frequencies, static responses are known to be inadequate. The use of a dynamic response of the ocean (Boy and Lyard, 2008) would lead to more accurate results but we would need a forcing (pressure and winds) of the oceans at hourly time scales which is not available.

The degree-1 surface pressure changes contain three terms:

$$P_0 = C_{10}(t) \cos \theta + (C_{11}(t) \cos \phi + S_{11}(t) \sin \phi) \sin \theta.$$

From it, we can estimate the surface mass density by $\sigma_0 = P_0/g_0$ where g_0 is the mean surface gravity and compute the energy spectrum S_p as defined in Eq.(4).

The time-variations and Fourier amplitude spectra of the harmonic degree-one coefficients C_{10} , C_{11} and S_{11} are plotted in Fig.1 for the IB and non-IB hypotheses. The power spectral densities (PSDs) computed over the whole period considered here (August 2008) are represented in Fig.2 for both oceanic responses.

We also consider the NCEP (National Centers for Environmental Prediction) Climate Forecast System Reanalysis (CFSR) model (Saha et al., 2010), for which hourly surface pressure is available with a spatial resolution of about 0.3° before 2010, and 0.2° after. NCEP/CFSR and ECMWF models used different assimilation schemes, e.g. 4D variational analysis for ECMWF, and a 3D variational analysis for NCEP/CFSR every 6 hours. The temporal continuity of pressure is therefore enforced in the ECMWF model, whereas 6-hourly assimilation steps can sometimes be seen in the NCEP/CFSR pressure series, for certain areas and time. The power spectral densities of the degree-one NCEP/CFSR surface pressure field computed over August 2008 are represented in Fig. 3 for both oceanic responses.

4. Excitation amplitude of the Slichter mode

Using equations (3) and (6) we can compute the surface gravity perturbation induced by the Slichter mode excited by the degree-one ECMWF and NCEP/CFSR surface atmospheric pressure variations during August 2008. The computation is performed with the eigenfunctions obtained for a spherical, self-gravitating anelastic PREM-like Earth model as in Rogister (2003). We remove the 3 km-thick global ocean from the PREM model because the ocean response is already included in the degree-one atmospheric coefficients.

The power spectral densities of the surface gravity effect induced by the Slichter mode excited by the ECMWF atmospheric data are plotted in Figs 4 for an inverted and a non-inverted barometer response of the oceans. The PSD is given in decibels to enable an easy comparison with previous SG noise level studies (e.g. Rosat and Hinderer (2011)). NCEP/CFSR weather solutions give a similar surface excitation amplitude less than -175 dB.

We also consider the PSDs of the excitation amplitude at the SG sites Djougou (Benin) and BFO (Black Forest Observatory, Germany) for both oceanic responses in Fig. 5. According to Fig. 4 the Djougou site turns out to be located at a maximum of excitation amplitude in the case of an inverted barometer response of the oceans. BFO is the SG site with the lowest noise level at sub-seismic frequencies (Rosat and Hinderer, 2011). The later noise level is also plotted in Fig. 5. In that figure, we can see that the excitation amplitude at Djougou reaches -175 dB. For an undamped harmonic signal of amplitude A the PSD is defined by $A^2NT_0/4$ where N is the number of samples and T_0 the sampling interval. Consequently, assuming a 15-day time duration with a sampling rate of 1 min, a PSD amplitude of -175 dB corresponds to a harmonic signal of 0.3 nGal, which is clearly below the 1 nGal detection threshold and below the best SG noise level. A decrease of noise by a factor 3 would be necessary to be able to detect such a

sub-nanogal effect. Stacking n worldwide SGs of low noise levels would improve the signal-to-noise ratio by a factor \sqrt{n} . Supposing that we had a large number of SG sites with equal noise levels (same as BFO SG noise level), then we would need to stack 10 datasets to improve the SNR by 10 dB, so as to reach the nanogal level.

Both ECMWF and NCEP atmospheric pressure data lead to a similar, presently undetectable, excitation amplitude for the Slichter mode during August 2008. However, as we have at our disposal 11 years of hourly NCEP/CFSR surface pressure field, we can look at the time-variations of the excitation amplitude of the Slichter mode over the full period. NCEP atmospheric pressure data are assimilated every 6 h introducing an artificial periodic signal. In order to avoid the contamination by this 6 h-oscillation in spectral domain on the Slichter mode period of 5.42 h, we need a data length of 2.5 days at least. We consider time-windows of 15 days shifted by 7 days and compute the surface excitation amplitude of the Slichter mode at the BFO and Djougou superconducting gravimeter sites and at location on Earth for which the excitation amplitude is maximum (Fig.6). Note that this location of maximum amplitude is also varying in time. We can see that the excitation amplitude is larger than 0.4 nGal at BFO for instance between January and March 2004 and in November 2005 for both oceanic responses. There is also a peak of excitation at Djougou in November 2005 and between January and March 2004 but only for an IB-hypothesis. However, during these 11 years between 2000 and 2011, the maximum surface excitation amplitude stays below 0.7 nGal.

As a consequence we can conclude that the degree-one surface pressure variations are a possible source of excitation for the Slichter mode but the induced surface gravity effect is too weak to be detected by current SGs.

5. Conclusion

Using a normal mode formalism, we have computed the surface gravity perturbations induced by a continuous excitation of the Slichter mode by atmospheric degree-one pressure variations provided by two meteorological centers: ECMWF and NCEP/CFSR. Both inverted and non-inverted barometer responses of the oceans to the atmospheric load have been employed. We have shown that the induced surface gravity signal does not reach the nanogal level, which is considered as being the level of detection of present SGs.

The surficial degree-one pressure variations are a probable source of excitation of the Slichter mode but the weak induced surface amplitude is one additional reason why this translational mode core has never been detected. An instrumental challenge for the future gravimeters would be to further decrease their noise levels.

Another source of possible excitation that has not been investigated yet is the dynamic response of the oceans. The oceans are known to be a source of continuous excitation of the fundamental seismic modes (Webb, 2007; Tanimoto, 2007; Webb, 2008). So a further study would require to improve the response of the oceans.

6. Acknowledgments

We would like to thank two anonymous reviewers for their comments on this work. We acknowledge the use of meteorological data of the ECMWF and NCEP.

- Boy, J.-P., Lyard, F. (2008). High-frequency non-tidal ocean loading effects on surface gravity measurements, *Geophys. J. Int.*, 175, 35-45.
- Buffett, B.A. and Goertz, D.E. (1995). Magnetic damping of the translational oscillations of the inner core, *Geophys. J. Int.*, 120, 1031-10.
- Courtier, N., Ducarme, B., Goodkind, J., Hinderer, J., Imanishi, Y., Seama, N., Sun, H., Merriam, J., Bengert, B., Smylie, D.E. (2000). Global superconducting gravimeter observations and the search for the translational modes of the inner core, *Phys. Earth Planet. Int.*, 117, 320.
- Crossley, D.J. (1992). Eigensolutions and seismic excitation of the Slichter mode triplet for a fully rotating Earth model, *EOS*, 73, 60.
- Crossley, D., Hinderer, J. and Legros, H. (1991). On the excitation, detection and damping of core modes, *Phys. Earth Planet. Int.*, 68, 971-116.
- Crossley, D.J., Rochester, M.G., and Z.R. Peng (1992). Slichter modes and Love numbers, *Geophys. Res. Lett.*, 19, 1679-1682.
- Crossley, D.J., Rochester, M.G., and Z.R. Peng (1993). Correction to: Slichter modes and Love numbers, *Geophys. Res. Lett.*, 20, 333.
- Dziewonski, A.M., Anderson, D.L. (1981). Preliminary reference Earth model (PREM), *Phys. Earth Planet. Int.*, 25, 297-356
- Farrell, W.E. (1972). Deformation of the Earth by surface loads. *Reviews of Geophysics*, 10(3), 761-797.
- Fukao, Y., Nishida, K., Suda, K. and Kobayashi, N. (2002). A theory of the Earth's background free oscillations, *J. Geophys. Res.*, 107(B9), 2206.
- Greff-Leffitz, M. and Legros, H. (2007). Fluid core dynamics and degree-one deformations: Slichter mode and geocentre motions, *Phys. Earth Planet. Int.*, 161, 150-160.
- Grinfeld, P. and Wisdom, J. (2010). The effect of phase transformations at the inner core boundary on the Slichter modes, *Phys. Earth Planet. Int.*, 178, 3-4, 183-188.
- Gubbins, D., Masters, G. and Nimmo, F. (2008). A thermochemical boundary layer at the base of Earth's outer core and independent estimate of core heat flux, *Geophys. J. Int.*, 174, 1007-1018.
- Guo, J.Y., Dierks, O., Neumeier, J. and Shum, C.K. (2007). A search for the Slichter modes in superconducting gravimeter records using a new method, *Geophys. J. Int.*, 168, 507-517.

- Hinderer, J., Crossley, D. and Jensen, O. (1995). A search for the Slichter triplet in superconducting gravimeter data, *Phys. Earth Planet. Int.*, **90**, 183-195.
- Hinderer, J. and Crossley, D. (2000). Time variations in gravity and inferences on the Earth's structure and dynamics, *Surv. Geophys.*, **21**, 1-45.
- Jensen, O.G., Hinderer, J. and Crossley, D.J. (1995). Noise limitations in the core-mode band of superconducting gravimeter data, *Phys. Earth Planet. Int.*, **90**, 169-181.
- Koper, K.D. and Dombrovskaya, M. (2005). Seismic properties of the inner core boundary from PKiKP/PcP amplitude ratios, *Earth Planet. Sci. Lett.*, **237**, 680-694.
- Koper, K.D. and Pyle, M.L. (2004). Observations of PKiKP/PcP amplitude ratios and implications for Earth structure at the boundaries of the liquid core, *J. Geophys. Res.*, **109**, B03301.
- Masters, G. and Gubbins, D. (2003). On the resolution of the density within the Earth, *Phys. Earth Planet. Int.*, **140**, 159-167.
- Mathews, P.M. and Guo, J.Y. (2005). Visco-electromagnetic coupling in precession-nutation theory, *J. Geophys. Res.*, **110**(B2), B02402. doi:10.1029/2003JB002915.
- Pagiatakis, S. D., Yin, H. and Abd El-Gelil, M. (2007). Least-squares self-coherency analysis of superconducting gravimeter records in search for the Slichter triplet, *Phys. Earth Planet. Int.*, **160**, 108-123.
- Rietord, M. (2002). Slichter modes of the Earth revisited, *Phys. Earth Planet. Int.*, **131**, 269-278.
- Rogister, Y. (2003). Splitting of seismic free oscillations and of the Slichter triplet using the normal mode theory of a rotating, ellipsoidal earth, *Phys. Earth Planet. Int.*, **140**, 169-182.
- Rosat, S., Hinderer, J., Crossley, D.J., Rivera, L. (2003). The search for the Slichter mode: comparison of noise levels of superconducting gravimeters and investigation of a stacking method. *Phys. Earth Planet. Int.*, **140** (13), 183-202.
- Rosat, S., Hinderer, J., Crossley, D.J., Boy, J.P. (2004). Performance of superconducting gravimeters from long-period seismology to tides, *J. of Geodyn.*, **38**, 461-476.
- Rosat, S., Rogister, Y., Crossley, D. et Hinderer, J. (2006). A search for the Slichter Triplet with Superconducting Gravimeters: Impact of the Density Jump at the Inner Core Boundary, *J. of Geodyn.*, **41**, 296-306.
- Rosat, S. (2007). Optimal Seismic Source Mechanisms to Excite the Slichter Mode. Int. Assoc. of Geod. Symposia, Dynamic Planet, Cairns (Australia), vol. 130, 571-577, Springer Berlin Heidelberg New York.
- Rosat, S., Sailhac, P. and Gegout, P. (2007). A wavelet-based detection and characterization of damped transient waves occurring in geophysical time-series: theory and application to the search for the translational oscillations of the inner core, *Geophys. J. Int.*, **171**, 55-70.
- Rosat, S. and Hinderer, J. (2011). Noise Levels of Superconducting Gravimeters: Updated Comparison and Time Stability, *Bull. Seism. Soc. Am.*, **101**(3), doi: 10.1785/0120100217
- Rosat, S. and Rogister, Y. (2012). Excitation of the Slichter mode by collision with a meteoroid or pressure variations at the surface and core boundaries, *Phys. Earth Planet. Int.*, **190-191**, 25-33.
- Saha, S., et al. (2010). The NCEP Climate Forecast System Reanalysis, *Bull. Amer. Meteor. Soc.*, **91**, 10151057, doi: 10.1175/2010BAMS3001.1
- Schindelegger, M., Bhm, J., Salstein, D., Schuh, H. (2011). High-resolution atmospheric angular momentum functions related to Earth rotation parameters during CONT08, *J. Geod.*, **85**, 425433.
- Slichter, L.B. (1961). The fundamental free mode of the Earth's inner core, *Proc. Natl. Acad. Sci., USA*, **47**, 186-190.
- Smith, M.L. (1976). Translational inner core oscillations of a rotating, slightly elliptical Earth, *J. Geophys. Res.*, **81** (17), 3055-3065.
- Smylie, D.E. (1992). The inner core translational triplet and the density near Earth's centre, *Science*, **255**, 1678-1682.
- Tanimoto, T. (2007). Excitation of normal modes by non-linear interaction of ocean waves, *Geophys. J. Int.*, **168**(2), 571-582, doi:10.1111/j.1365-246X.2006.03240.x.
- Tanimoto, T. and Um, J. (1999). Cause of continuous oscillations of the Earth, *J. Geophys. Res.*, **104**, 28723-28739.
- Tkalčić, H., Kennett, B. L. N. and Cormier, V. F. (2009). On the inner-outer core density contrast from PKiKP/PcP amplitude ratios and uncertainties caused by seismic noise, *Geophys. J. Int.*, **179**, 425-443.
- Tromp, J. and Mitrovica, J.X. (1999). Surface loading of a viscoelastic earth-I. General theory, *Geophys. J. Int.*, **137**, 847-855.
- Webb, S. C. (2007). The Earth's hum is driven by ocean waves over the continental shelves, *Nature*, **445**, 754-756, doi:10.1038/nature05536.
- Webb, S. C. (2008). The Earth's hum: the excitation of Earth normal modes by ocean waves, *Geophys. J. Int.*, **174**, 542-566.
- Wunsch, C. and Stammer, D. (1997). Atmospheric loading and the inverted barometer effect, *Rev. Geophys.*, **35**, 79107.

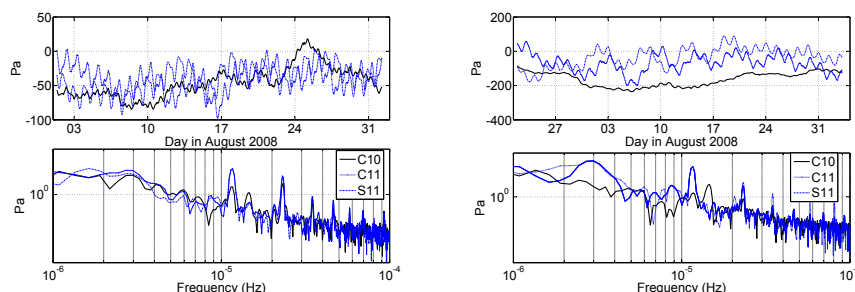


Figure 1: Time-variations (upper) and amplitude spectra (lower) of the harmonic degree-one coefficients of the ECMWF atmospheric pressure field during August 2008 for an inverted (*left*) and a non-inverted (*right*) barometer response of the oceans.

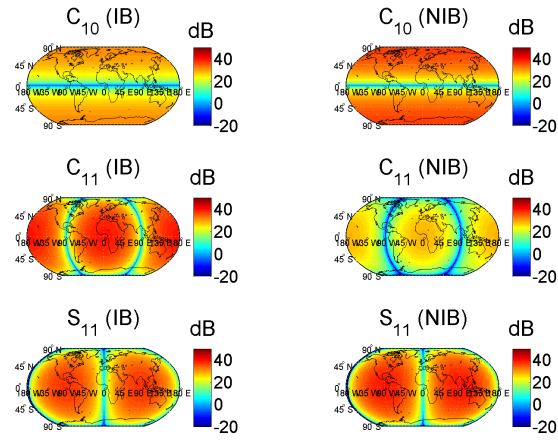


Figure 2: Power spectral densities of the harmonic degree-one coefficients of the ECMWF atmospheric pressure field during August 2008 for an inverted and a non-inverted barometer response of the oceans. Unit is decibel relatively to Pa^2/Hz .

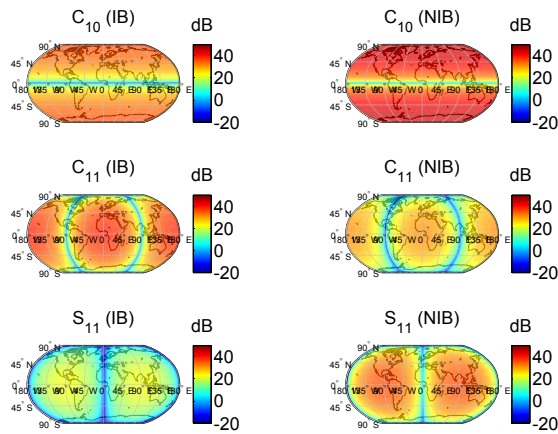


Figure 3: Power spectral densities of the harmonic degree-one coefficients of the NCEP/CFSR atmospheric pressure field during August 2008 for an inverted and a non-inverted barometer response of the oceans. Unit is decibel relatively to Pa^2/Hz .

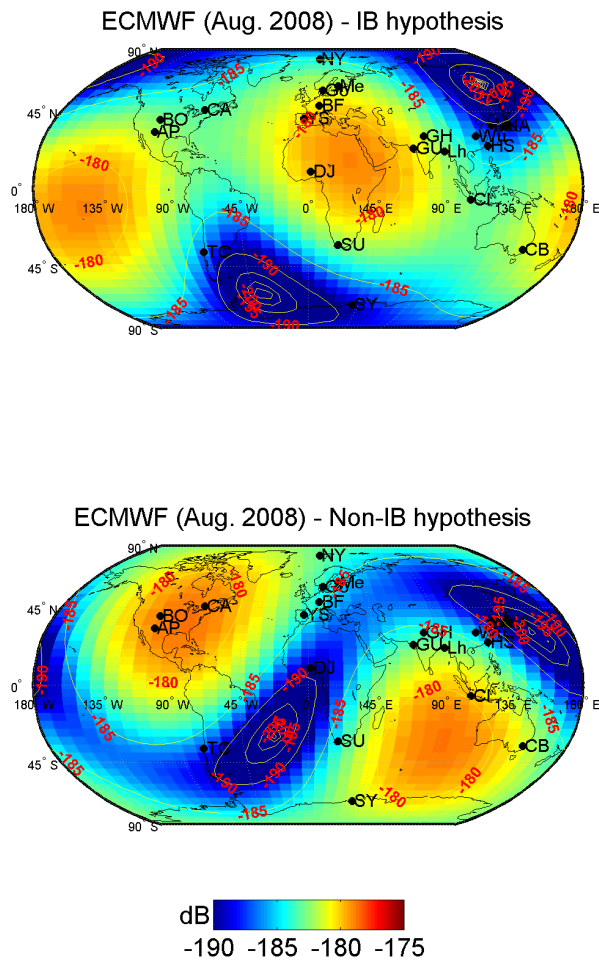


Figure 4: Power spectral density of the surface gravity effect induced by the Slichter mode excited by the degree-one coefficients of the ECMWF pressure field during August 2008 for an inverted (*left*) and a non-inverted (*right*) barometer response of the oceans. Unit is decibel relatively to $(m/s^2)^2/Hz$. Some superconducting gravimeter sites are indicated.

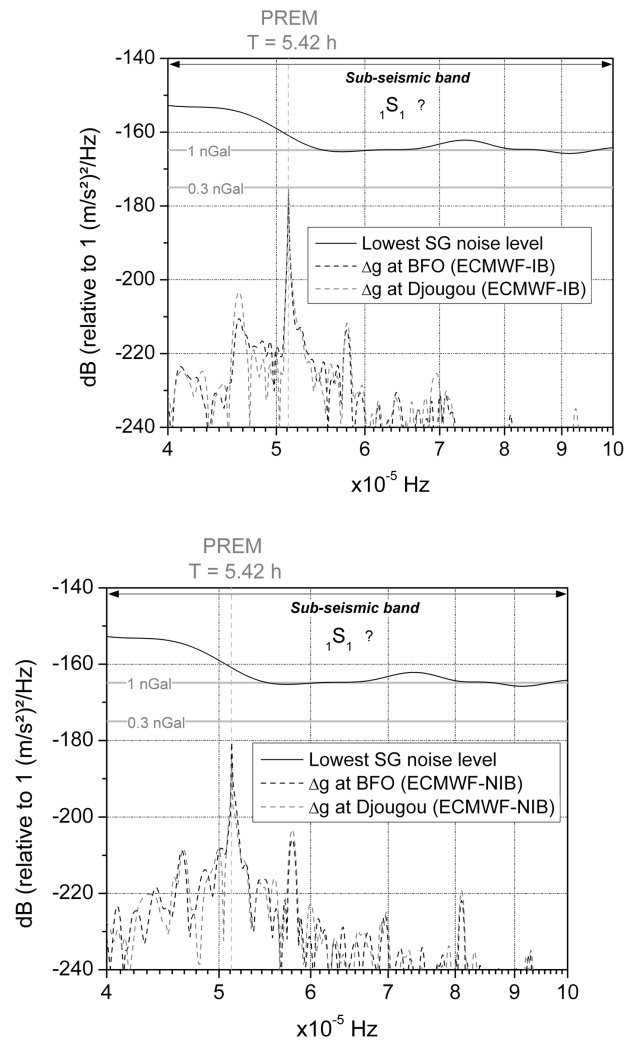


Figure 5: Power spectral densities of the surface gravity effect at Djougou and BFO induced by the Slichter mode excited by the degree-one coefficients of the ECMWF atmosphere during August 2008 for an inverted (*top*) and non-inverted (*bottom*) barometer response of the oceans. Unit is decibel relatively to $(m/s^2)^2/Hz$. The best SG noise level and the levels corresponding to the 1 nGal and 0.3 nGal signals are indicated.

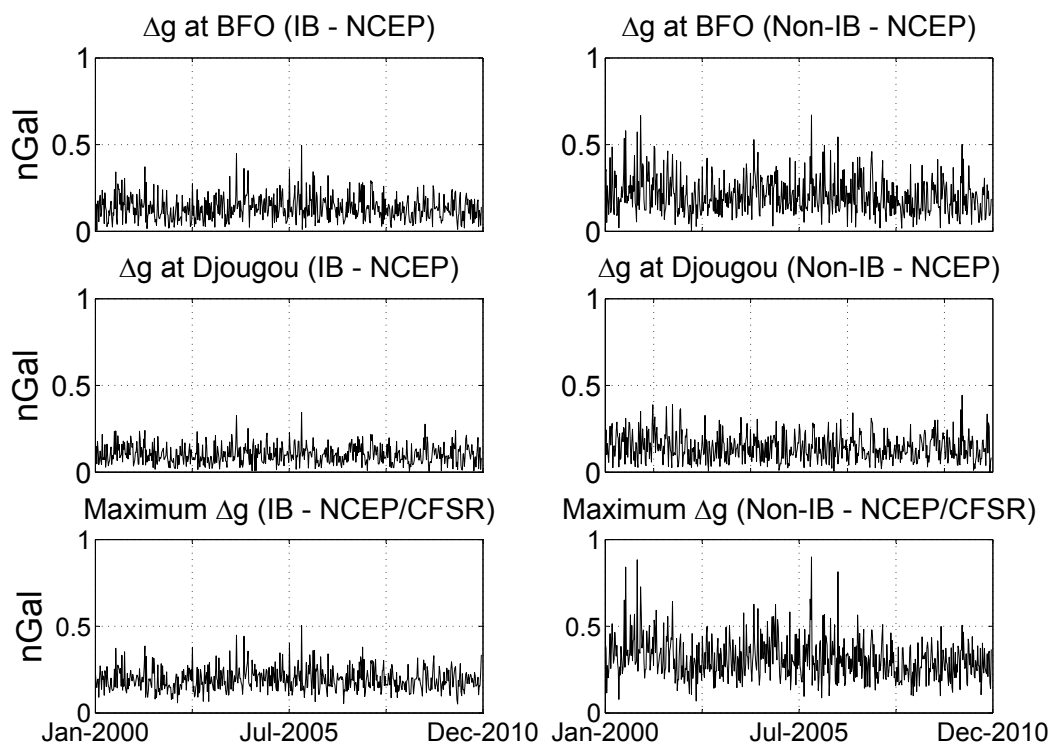


Figure 6: Time-varying surface gravity effects induced by the Slichter mode excited by the degree-one coefficients of the NCEP/CFSR atmospheric model from 2000 until 2011 for an inverted and a non-inverted barometer response of the oceans at BFO (top), at Djougou (middle) and maximum excitation amplitudes (bottom).