



HAL
open science

Modeling and Simulation of fingering pattern formation in a combustion model

Lina Hu, Claude-Michel Brauner, Jie Shen, Gregory I. Sivashinsky

► **To cite this version:**

Lina Hu, Claude-Michel Brauner, Jie Shen, Gregory I. Sivashinsky. Modeling and Simulation of fingering pattern formation in a combustion model. 2013. hal-00922315v1

HAL Id: hal-00922315

<https://hal.science/hal-00922315v1>

Preprint submitted on 26 Dec 2013 (v1), last revised 22 Jul 2014 (v2)

HAL is a multi-disciplinary open access archive for the deposit and dissemination of scientific research documents, whether they are published or not. The documents may come from teaching and research institutions in France or abroad, or from public or private research centers.

L'archive ouverte pluridisciplinaire **HAL**, est destinée au dépôt et à la diffusion de documents scientifiques de niveau recherche, publiés ou non, émanant des établissements d'enseignement et de recherche français ou étrangers, des laboratoires publics ou privés.

MODELING AND SIMULATION OF FINGERING PATTERN FORMATION IN A COMBUSTION MODEL

LINA HU, CLAUDE-MICHEL BRAUNER, JIE SHEN, AND GREGORY I. SIVASHINSKY

ABSTRACT. We consider a model of gas-solid combustion with free interface proposed by L. Kagan and G.I. Sivashinsky. Our approach is twofold: (I) we eliminate the front and get to a fully nonlinear system with boundary conditions; (II) we use a fourth-order pseudo-differential equation for the front to achieve asymptotic regimes in rescaled variables. In both cases, we implement a numerical algorithm based on spectral method and represent numerically the evolution of the char. Fingering pattern formation occurs when the planar front is unstable. A series of simulations are presented to demonstrate the evolution of sparse fingers (I) and chaotic fingering (II).

1. INTRODUCTION

1.1. Physical background. Combustion is basically a process of fast oxidation accompanied by substantial heat release. Combustion phenomena are very diverse in nature and may occur in different regimes. One of them of a great practical importance, is when combustion assumes a form of a self-sustained or driven reaction wave spreading subsonically or supersonically at a well-defined speed.

Over the past forty years the theory of combustion waves, in both homogeneous and heterogeneous systems, reached rather a high level of conceptual coherence, and to date it is perhaps one of the most elegant areas of classical phenomenology, presenting a graphic example of how much natural phenomena could be deduced from a few fundamental principles. Some of the main achievements are summarized in recent surveys [14, 32].

A major leap forward in development of the theory occurred in the late sixties with renewed attention to the high activation energy limit introduced earlier by Zeldovich and Frank-Kamenetsky in their classical theory of flame propagation [33]. It was then first realized that the flame structure consists basically of two layers: the narrow reaction zone where the role of convective transport is relatively minor, and the preheat zone dominated by convective and molecular transport but where the chemical reaction is comparatively weak and may be ignored. This crucial observation allowed, on one hand, effective evaluation of the flame velocity, and, on the other, reduction of the pertinent reaction-diffusion-advection system to a free interface system where the reaction rate term is replaced by a localized source of variable intensity. The free-interface formulation greatly facilitated theoretical exploration of the curved and unsteady flames. Moreover, having been derived for elementary one-step kinetics the resulting model appears to be relevant to a much wider range of reactions.

Since deflagrative combustion is normally strongly subsonic one may often utilize a quasi-isobaric limit with the instantaneous equalizing of the pressure throughout the volume. The

Key words and phrases. Gas-solid combustion, Smouldering, Free interface, Spectral method, Asymptotics, Fingering, Pattern formation.

J. S. is supported in part by NSF of China grants 91130002 and 11371298. G.I. S. is supported in part by the US-Israel Binational Science Foundation (grant 2012-057) and the Israel Science Foundation (grant 335/13). C.-M. B. wishes to thank the State Administration of Foreign Experts Affairs, PRC.

flow-field obviously has a profound effect both on the flame structure and its dynamics. However, for understanding many aspects of flame behavior the inverse effect, that is the influence of the flame on the background flow-field, may often be ignored and the flow-field may be regarded as prescribed. Formally this may be achieved by ignoring the burning gas thermal expansion, i.e. assuming the gas density to be independent of temperature. Although in real like systems the thermal expansion is never small, the constant-density models (or models where the density variation is accounted for but treated as a small perturbation [28]) proved to be highly successful in interpreting even rather subtle and complex effects and far beyond the models' nominal range of validity. Note that at small density variations one may sometimes ignore the comparatively weaker effect of the flame-generated vorticity, and enjoy all the technical advantages this entails. In many physically relevant situations the structure of a curved flame may be regarded as quasi-planar and quasi-steady. In these circumstances the problem sometimes allows for separation of the longitudinal and transversal variables and thereby reduction of the effective dimensionality of the system. As a result, instead of dealing with an often difficult free-interface problem one ends up with an explicit equation for the flame interface advantageous both for physical analysis and numerical simulations [29].

The aforementioned are the so-called rational approximations extractable from the first-principle conservation laws by pushing certain parameters to their limits. Yet, simplifications obtained by this strategy are sometimes still far below the tractability threshold. To get to the core of the phenomenon one therefore has no choice but to turn to more risky ad hoc approximations, which cannot be obtained as distinguished limits, but which are nevertheless believed to have a good enough contact with the first-principle formulation, and thus capable of capturing the essence of the phenomenon being studied. Here one may mention the so-called sandwich type models often allowing description of the essentially multi-dimensional processes by means of the appropriately coupled one-dimensional models [2, 13, 19, 31]. An impressive fact about combustion dynamics is that many of its fundamental aspects are quite robust against chemical and fluid-dynamical uncertainties and complexities and in this sense are perfectly suited for mathematical modeling. This is one of the miracles of combustion dynamics and certainly a blessing to the theorists whose analytical means are, as always, rather scanty. Apart from their technological relevance, combustion waves constitute a truly fascinating dynamical system, displaying an amazingly rich variety of phenomena such as non-uniqueness of possible propagation regimes, their birth (ignition) and destruction (extinction), chaotic self-motion and fractal-like growth, and various hysteretic transitions.

1.2. The smouldering model. In this paper, we are interested in the model of gas-solid combustion proposed in [19]. It was motivated by experimental studies of Zik and Moses (see [34–36]), where the authors observed a striking fingering pattern in flame spread over thin solid fuels (although the physical process is actually flameless, we use the traditional term “flame” or “flame front” for the moving reaction zone). Among other relevant references, see [17, 18, 22].




FIGURE 1.1. Instability of combustion front when V_{O_2} decreases from (a) to (e). Oxygen flows to the right and the combustion front to the left (Figure 2 in [36]).

The authors of [19] interpreted the fingering phenomenon in terms of the diffusive instability similar to the one occurring in laminar flames of low-Lewis-number premixtures see, e.g. [15]. They derived a free interface system for the scaled temperature θ , the excess enthalpy S , the surface mass fraction of the solid product (char) Σ , and the moving front $x = \xi(t, y)$:

$$U\theta_x = \Delta\theta, \quad x < \xi(t, y), \quad \theta = 1, \quad x \geq \xi(t, y), \quad (1.1)$$

$$\theta_t + US_x = \Delta S - \alpha\Delta\theta, \quad x \neq \xi(t, y), \quad (1.2)$$

$$\Sigma = 0, \quad x \leq \xi(t, y), \quad \Sigma_t = 0, \quad x > \xi(t, y), \quad (1.3)$$

where α is a real number, see [19, p. 274]. Note that System (1.1)-(1.3) is rather unusual since it is the temperature's time derivative which appears in the enthalpy equation (1.2), in contrast to the classical NEF system (see [24, 27]).

At the corrugated front $x = \xi(t, y)$, $[\theta] = [S] = 0$, whereas the following jump conditions occur:

$$\begin{aligned} [\theta_n] &= -\exp(S), \quad [S_n] = \alpha[\theta_n], \\ V_n[\Sigma] &= \exp(S), \end{aligned} \quad (1.4)$$

where $V_n = -\frac{\xi_t}{\sqrt{1 + (\xi_y)^2}}$ is the normal velocity.

Eventually, as $x \rightarrow \pm\infty$,

$$\theta(t, -\infty, y) = S(t, -\infty, y) = S_x(t, +\infty, y) = 0. \quad (1.5)$$

Here U is the prescribed flow intensity with $0 < U < 1$. As far as the variable y is concerned, it belongs to some fixed interval $(-\ell/2, \ell/2)$ with periodic boundary conditions. Hereafter in Part II, we will take ℓ asymptotically large as in [5]. Thus, the parameters of the problem are α and ℓ .

System (1.1)-(1.5) admits a planar solution traveling at constant velocity $-V$, where $V = -U \ln U$. In the coordinate $x' = x + Vt$ and omitting the prime, the Traveling Wave reads:

$$\bar{\theta} = \exp(Ux), \quad x \leq 0, \quad \bar{\theta} = 1, \quad x \geq 0, \quad (1.6)$$

$$\bar{S} = (\alpha - \ln U)Ux \exp(Ux) + (\ln U) \exp(Ux), \quad x \leq 0, \quad \bar{S} = \ln U, \quad x \geq 0, \quad (1.7)$$

$$\bar{\Sigma} = 0, \quad x < 0, \quad \bar{\Sigma} = -(\ln U)^{-1}, \quad x > 0. \quad (1.8)$$

It transpires that the fingering pattern formation is related to the instability of the planar front, whenever the parameter α is larger than the critical value

$$\alpha_c(\ell, U) = 1 + \ln U + \frac{16\pi^2}{\ell^2 U^2}. \quad (1.9)$$

As usual in Free Boundary Problems one fixes the moving front: we set

$$\xi(t, y) = -Vt + \varphi(t, y),$$

where φ is the perturbation of the planar front. In the coordinate $x' = x - \xi(t, y)$ and again omitting the prime, System (1.1)-(1.3) reads:

$$U\theta_x = \Delta_\varphi\theta, \quad x < 0, \quad \theta = 1, \quad x \geq 0, \quad (1.10)$$

$$\theta_t + (V - \varphi_t)\theta_x + US_x = \Delta_\varphi S - \alpha\Delta_\varphi\theta, \quad x \neq 0, \quad (1.11)$$

$$\Sigma = 0, \quad x < 0, \quad \Sigma_t + (V - \varphi_t)\Sigma_x = 0, \quad x > 0, \quad (1.12)$$

where

$$\Delta_\varphi = (1 + (\varphi_y)^2)D_{xx} + D_{yy} - \varphi_{yy}D_x - 2\varphi_y D_{xy}.$$

The front is now fixed at $x = 0$. The jump conditions at $x = 0$ read:

$$\begin{aligned}\sqrt{1 + (\varphi_y)^2}[\theta_x] &= -\exp(S), \quad [S_x] = \alpha[\theta_x], \\ (V - \varphi_t)[\Sigma] &= \sqrt{1 + (\varphi_y)^2} \exp(S).\end{aligned}\tag{1.13}$$

1.3. Organization of the paper. It is divided in two parts, corresponding to two supplementary approaches and different fingering regimes. Part I goes from Section 2 to Section 6, and Part II from Section 7 to Section 9.

First, in Section 2, we use the method of [9,20,21] to eliminate the front in System (1.10)-(1.13) and get to a *fully nonlinear problem* (see [23]): the price to pay is the nonlocal and second-order nonlinear terms f_i , see below (2.7). The free interface conditions are replaced by fixed boundary conditions at $x = 0$. Although the new system looks more involved because of the nonlocal second order terms, this method has appeared to be quite efficient also from a numerical viewpoint, see e.g. [1] for the computation of two-dimensional bifurcated branches in a DDT model.

The linearized problem around the null solution is studied in Section 3 where we perform a linear stability analysis (we refer to the forthcoming article [6] for the nonlinear stability). Theorem 3.1 states that the threshold of linear stability occurs at α_c , see (1.9). The main feature of the proof is writing the linearized problem as the coupling of two subsystems, respectively for v and (w, h) . The elliptic equation for v presents abstract issues that we examine in the spirit of [10]. We investigate the spectral properties of the linear operator in weighted spaces.

Section 4 is devoted to the numerical method for solving the linearized system. We implement a backward-Euler scheme in time and discrete Fourier transform in the y direction to reduce the system to a sequence of one-dimensional problems, then solve the one-dimensional system by a Chebyshev collocation method. Beside the validation of the algorithm, an important issue is the determination of a numerical approximation of the critical α_c with high accuracy. The (perturbation of the) char, a by-product of v, w and h , is computed via a transport equation. The method extends nicely to the nonlinear system in Section 5. Section 6 is devoted to the numerical results. We observe for $\alpha > \alpha_c$ the formation of a gamut of sparse fingers (as in Fig. 1.1(e)) which are pictured for $\ell = 2\pi$ and $0 < t < 100$.

Moreover, we have been interested in identifying more intricate fingering regimes, including chaotic fingers, as already observed asymptotically in [19], for very large ℓ and time. This is the goal of Part II of the paper. Whereas Part I's main feature was the elimination of the (perturbation of the front) φ , the second part is based on the opposite idea of deriving a self-consistent equation for φ which, in the spirit of the derivation of K-S equation in [27] (see also [3,4,7,8]), may capture most of the dynamics and yields a reduction of the effective dimensionality of the system.

In Section 7, we revisit the fourth-order pseudo-differential equation derived in [5] within the framework of a simplified, quasi-steady version of (1.10)-(1.13):

$$\frac{d}{dt}U \sqrt{U^2 I - 4D_{yy}(\varphi)} + 4\varphi_{yyy} + (\gamma - 1)U^2 \varphi_{yy} = \mathcal{F}((\varphi_y)^2),\tag{1.14}$$

with the notation $\gamma = \alpha - \ln U$, which eventually enables a simple computation of the char. Clearly (1.14) is a generalization of the Kuramoto-Sivashinsky equation (see, e.g., [30]), however it is fully nonlinear since the nonlinearity is also of the fourth-order. An asymptotic model is formulated by rescaling the dependent and independent variables, in the spirit of [27]. As in [5], we use a Fourier spectral method to solve numerically the latter problem, see Section 8.

Finally, a series of fingering pattern formation is presented in Section 9. A richer dynamics appears for large time t and spatial coordinate y , up to a chaotic fingering. Our numerical computations confirm the observations of [19] and the relevance of the model.

PART I

2. ELIMINATION OF THE MOVING FRONT

To decouple the system we argue as in [9], introducing the new unknowns v , w and σ defined by:

$$\theta(t, x, y) = \bar{\theta}(x) + \varphi(t, y)\bar{\theta}_x(x) + v(t, x, y), \quad x < 0, -\ell/2 < y < \ell/2, \quad (2.1a)$$

$$S(t, x, y) = \bar{S}(x) + \varphi(t, y)\bar{S}_x(x) + w(t, x, y), \quad x < 0, -\ell/2 < y < \ell/2, \quad (2.1b)$$

$$\Sigma(t, x, y) = \bar{\Sigma}(x) + \sigma(t, x, y), \quad x > 0, -\ell/2 < y < \ell/2. \quad (2.1c)$$

Thanks to the jump conditions $[\theta] = [\bar{\theta}] = 0$, $[\bar{\theta}_x] = -U$ and since $\theta(0) = 1$, the main feature is that we can eliminate the front $\varphi(t, y)$, getting:

$$\varphi(t, y) = -U^{-1}v(t, 0, y). \quad (2.2)$$

It is convenient to work with the system of independent variables $(v, w, h, \tilde{\sigma})$, where

$$h(t, x, y) = w(t, -x, y), \quad \tilde{\sigma}(t, x, y) = \sigma(t, -x, y), \quad x < 0, -\ell/2 < y < \ell/2.$$

Then, the interface conditions become new boundary conditions at $x = 0$, which read:

$$\begin{cases} \alpha v(t, 0, y) + h(t, 0, y) - w(t, 0, y) = 0, & (2.3a) \\ \alpha U v(t, 0, y) - U(\ln U)v(t, 0, y) - h_x(t, 0, y) - w_x(t, 0, y) + \alpha v_x(t, 0, y) = 0. & (2.3b) \end{cases}$$

$$\begin{cases} U v(t, 0, y) - v_x(t, 0, y) = U - (1 + (U^{-1}v_y(t, 0, y))^2)^{-\frac{1}{2}} \exp(S(t, 0, y)). & (2.3c) \end{cases}$$

We may write (2.3c) as:

$$v_x(t, 0, y) - U v(t, 0, y) = U h(t, 0, y) + g,$$

where $g = g(v_y(t, 0, y), h(t, 0, y))$ contains the higher order terms:

$$g = (1 + (U^{-1}v_y(t, 0, y))^2)^{-\frac{1}{2}} \exp(S(t, 0, y)) - U - U h(t, 0, y).$$

Finally, the condition at $x = 0$ for the (perturbation of the) char reads:

$$\tilde{\sigma}(t, 0, y) = \frac{(1 + (\varphi_y)^2)^{\frac{1}{2}} U e^{h(t, 0, y)} - U - \frac{\varphi_t}{\ln U}}{V - \varphi_t}, \quad (2.4)$$

where $\varphi_y(t, y) = -U^{-1}v_y(t, 0, y)$ and $\varphi_t(t, y) = -U^{-1}v_t(t, 0, y)$.

Eventually, we get to a system for the unknowns v , w , h and $\tilde{\sigma}$ only. We denote:

$$\begin{aligned} f_1(v) &= (U^{-1}v_y(0))^2 (\bar{\theta}_x - U^{-1}v(0)\bar{\theta}_{xx} + v_x)_x \\ &\quad + 2U^{-1}v_y(0)(-U^{-1}v_y(0)\bar{\theta}_x + v_y)_x \\ &\quad + U^{-1}v_{yy}(0)(-U^{-1}v(0)\bar{\theta}_x + v_x)_x, \end{aligned} \quad (2.5)$$

$$\begin{aligned} f_2(v, w) &= (U^{-1}v_y(0))^2 (\bar{S}_x - U^{-1}v(0)\bar{S}_{xx} + w_x)_x \\ &\quad + 2U^{-1}v_y(0)(-U^{-1}v_y(0)\bar{S}_x + w_y)_x \\ &\quad + U^{-1}v_{yy}(0)(-U^{-1}v(0)\bar{S}_x + w_x)_x - \alpha f_1(v), \end{aligned} \quad (2.6)$$

$$f_3(v, h) = (U^{-1}v_y(0))^2 h_{xx} - 2U^{-1}v_y(0)h_{xy} - U^{-1}v_{yy}(0)h_x. \quad (2.7)$$

The new system reads, for $x < 0$, $-\ell/2 < y < \ell/2$:

$$\begin{cases} \Delta v - Uv_x = -f_1(v), \\ \Delta w - Uw_x = \alpha\Delta v + Vv_x + v_t - f_2(v, w) \\ + U^{-1}v_t(t, 0, y)(-U^{-1}v(t, 0, y)\bar{\theta}_x + v)_x, \\ \Delta h + Uh_x = -f_3(v, h), \end{cases} \quad (2.8)$$

$$\begin{cases} v_x(0) - Uv(0) = Uh(0) + g(v_y(0), h(0)), \\ h(0) - w(0) = -\alpha v(0), \\ h_x(0) + w_x(0) = \alpha v_x(0) + \alpha Uv(0) - U(\ln U)v(0), \end{cases} \quad (2.9)$$

together with the transport equation for $\tilde{\sigma}$:

$$\begin{cases} \tilde{\sigma}_t = (V + U^{-1}v_t(0))\tilde{\sigma}_x, \\ \tilde{\sigma}(0) = \frac{1}{V}\left(1 + \frac{v_t(0)}{VU}\right)^{-1} \left\{ \left(1 + \frac{1}{U^2}(v_y(0))^2\right)^{\frac{1}{2}} Ue^{h(0)} - U + \frac{v_t(0)}{U \ln U} \right\}. \end{cases} \quad (2.10)$$

All the independent variables are periodic in y variable, and, as $x \rightarrow -\infty$:

$$v(t, -\infty, y) = w(t, -\infty, y) = h_x(t, -\infty, y) = 0. \quad (2.11)$$

3. LINEAR STABILITY ANALYSIS

In this section, we may omit the (perturbation of the) char which is a by-product of (v, w, h) . Clearly, the null solution is an equilibrium of System (2.8)-(2.9). We consider the linearized system around the null solution which reads, whenever $x < 0$, $-\ell/2 < y < \ell/2$:

$$\begin{cases} \Delta v - Uv_x = 0, \\ \Delta w - Uw_x = \alpha\Delta v + Vv_x + v_t, \\ \Delta h + Uh_x = 0, \end{cases} \quad (3.1)$$

together with the linearized boundary conditions at $x = 0$:

$$\begin{cases} v_x(0) - Uv(0) = Uh(0), \\ h(0) - w(0) = -\alpha v(0), \\ h_x(0) + w_x(0) = \alpha v_x(0) + \alpha Uv(0) - U \ln Uv(0). \end{cases} \quad (3.2)$$

We will prove the following result of linear stability:

Theorem 3.1. *Let:*

$$\alpha_c(\ell, U) = 1 + \ln U + \frac{16\pi^2}{\ell^2 U^2}. \quad (3.3)$$

It holds:

- (i) if $\alpha < \alpha_c$, then the null solution is linearly asymptotically stable;
- (ii) if $\alpha > \alpha_c$, then it is linearly unstable.

We rewrite (3.1)(3.2) as the coupled system of the elliptic problem for v :

$$\begin{cases} \Delta v - Uv_x = 0, \\ v_x(0) - Uv(0) = Uh(0), \end{cases} \quad (3.4)$$

and of the subsystem for w and h :

$$\begin{cases} \Delta w - Uw_x = \alpha \Delta v + Vv_x + v_t, \\ \Delta h + Uh_x = 0, \\ h(0) - w(0) = -\alpha v(0), \\ h_x(0) + w_x(0) = \alpha v_x(0) + \alpha Uv(0) - U(\ln U)v(0). \end{cases} \quad (3.5)$$

The functions v, w and h and their derivatives, whenever they are defined and continuous, verify the periodic boundary condition $u(\cdot, -\ell/2) = u(\cdot, \ell/2)$.

3.1. Abstracts results for the elliptic equation. In a first step, we will focus on the subsystem (3.4) and omit the time, which appears only as a parameter in this equation. In the domain $\Omega = \{(x, y) \in \mathbb{R}^2 : x < 0, y \in (-\ell/2, \ell/2)\}$, we define the linear operators:

$$\begin{aligned} \mathcal{L}u(x, y) &= \Delta u(x, y) - Uu(x, y), \quad x < 0, -\ell/2 < y < \ell/2, \\ \mathcal{B}u(y) &= u_x(0, y) - u(0, y), \quad -\ell/2 < y < \ell/2. \end{aligned}$$

Since we are dealing with a stability problem, we define a weighed space, with weight $q(x) = \exp(-Ux/2)$: for $0 < \beta < 1$, let $C_q^\beta(\bar{\Omega}) = \{u : (x, y) \mapsto q(x)u(x, y) \in L^\infty(\bar{\Omega}) \cap C^\beta(\bar{\Omega})\}$, and

$$X^\beta = \{u \in C_q^\beta(\bar{\Omega}), u(\cdot, -\ell/2) = u(\cdot, \ell/2)\}. \quad (3.6)$$

In the space X^β , the realization L of the operator \mathcal{L} with homogeneous boundary conditions has nice spectral properties. The results of [10, 11] hold with minor changes, see [6] for a thorough investigation:

Lemma 3.2. *For $0 < \beta < 1$, let:*

$$\begin{aligned} X^{2+\beta} &= \left\{ u \in C_q^{2+\beta}(\bar{\Omega}), D_y^{(j)}u(\cdot, -\ell/2) = D_y^{(j)}u(\cdot, \ell/2), j \leq 2 \right\}, \\ D(L) &= \{u \in X^{2+\beta}, \mathcal{B}u = 0 \text{ at } x = 0\}, \\ L : D(L) &\rightarrow X^\beta, \quad Lu = \mathcal{L}u = \Delta u - Uu. \end{aligned}$$

Then:

- (i) L is a sectorial operator;
- (ii) $\sigma(L) = (-\infty, -U^2/4] \cup \{0\}$. Moreover, 0 is a single eigenvalue of L , the kernel of L being spanned by the function $\bar{\theta} = \exp(Ux)$;
- (iii) the spectral projection P associated to the eigenvalue 0 is given by:

$$Pu = \frac{U}{\ell} \int_{\Omega} u(x, y) dx dy \bar{\theta}, \quad u \in X^\beta. \quad (3.7)$$

Since the system (3.4) is non-homogenous, we need a lifting operator which can be constructed as in [11, Lemma 4.1], see also [23, p. 10]: there exists a linear continuous operator N such that

$$\begin{aligned} N : \{g \in C^{1+\beta}([-\ell/2, \ell/2]), g(-\ell/2) = g(\ell/2)\} &\rightarrow X^{2+\beta}, \\ (\mathcal{B}Ng)(0, y) &= g(y), \quad y \in [-\ell/2, \ell/2]. \end{aligned}$$

Let us consider a slightly more general version of (3.4):

$$\mathcal{L}u = f, \quad \mathcal{B}u = g, \quad (3.8)$$

where $f \in X^\beta$ and $g \in C^{1+\beta}([-\ell/2, \ell/2])$, $g(-\ell/2) = g(\ell/2)$. We look for a solution of (3.8) in the form $u = z + Ng$. It is easy to see that

$$z \in D(L), \quad Lz = f - \mathcal{L}Ng, \quad (3.9)$$

and, since 0 is a simple eigenvalue of operator L , (3.9) is uniquely solvable if and only if $P(f - \mathcal{L}Ng) = 0$. An elementary computation based on the explicit expression of the lifting operator yields that the solvability condition simply reads:

$$\int_{\Omega} f(x, y) dx dy = \int_{-\ell/2}^{\ell/2} g(y) dy := \Pi(g). \quad (3.10)$$

Returning to (3.4), we have proved that the solvability condition for (3.4) is:

$$\Pi(h(0)) = 0. \quad (3.11)$$

Based on this observation, it is easy to see that $\Pi(v)$ verifies for $x < 0$:

$$\mathcal{L}_0 \Pi(v) = 0, \quad \mathcal{B}_0 \Pi(v) = 0, \quad (3.12)$$

where $\mathcal{L}_0 u(x) = u_{xx}(x) - Uu_x(x)$, $x < 0$, and $\mathcal{B}_0 u = u_x(0) - Uu(0)$.

In the space X_0 of functions u such that $x \mapsto u(x)q(x)$ is uniformly continuous and bounded on \mathbb{R}_- , the realization L_0 of \mathcal{L}_0 with domain $D(L_0) = \{u \in X_0, u_x, u_{xx} \in X_0\}$ is a sectorial operator, see [12]. Moreover, 0 is a simple eigenvalue of L_0 , the kernel of L_0 is generated by $\bar{\theta}$ and the associated spectral projection is $P_0 f = U \int_{-\infty}^0 f(x) dx$.

Therefore, we infer from (3.12) that there exists a constant c such that $\Pi(v) = c\bar{\theta}$, which is likely a function of the time t . However the model does not provide any information about this constant. We argue as in [10, p. 258], observing that the fact that 0 is an eigenvalue is related to the translation invariance of the original problem. The translation invariance provides us with an additional degree of freedom, therefore we look for v such that $\Pi(v) \in (I - P_0)X_0$, in other words we fix $c = 0$ and:

$$\Pi(v(x, \cdot)) = 0, \quad x < 0. \quad (3.13)$$

Finally, we observe that (3.13) yields $P(v) = 0$, hence $v \in (I - P)X^\beta$. We will take advantage of (3.13) in the numerical scheme, see Section 4.1.

3.2. Proof of Theorem 3.1. We label the eigenvalues of the realization of the operator D_{yy} in $L^2(-\ell/2, \ell/2)$ with periodic boundary conditions: $0 = -\lambda_0(\ell) > -\lambda_1(\ell) = -\lambda_2(\ell) > \dots$, with $\lambda_1(\ell) = 4\pi^2/\ell^2$, etc.

First, we apply the discrete Fourier transform to (3.4) and, since we look for v such that $\Pi(v) = 0$, hereafter $k \geq 1$. It comes:

$$\begin{cases} \widehat{v}_{xx}(t, x, k) - \lambda_k \widehat{v}(t, x, k) - U \widehat{v}_x(t, x, k) = 0, & x < 0, \\ \widehat{v}_x(\cdot, 0, k) - U \widehat{v}(\cdot, 0, k) = U \widehat{h}(\cdot, 0, k), \\ \widehat{v}(\cdot, -\infty, k) = 0, \end{cases} \quad (3.14)$$

whose solution is clearly:

$$\widehat{v}(t, x, k) = \frac{U}{\nu_k - U} \widehat{h}(t, 0, k) e^{\nu_k x}, \quad (3.15)$$

for any $k = 1, 2, \dots$, with the notation $\nu_k = U/2 + (1/2)\sqrt{U^2 + 4\lambda_k}$.

Second, we solve System (3.5) via Fourier, assuming that (w, h) is a sufficiently smooth solution. We end up with the infinitely many equations for $k \geq 1$:

$$\left\{ \begin{array}{l} \widehat{w}_{xx}(t, x, k) - \lambda_k \widehat{w}(t, x, k) - U \widehat{w}_x(t, x, k) = \alpha \frac{U}{\nu_k - U} (\nu_k^2 - \lambda_k) \widehat{h}(t, 0, k) e^{\nu_k x} \\ \quad + V \frac{U \nu_k}{\nu_k - U} \widehat{h}(t, 0, k) e^{\nu_k x} + \frac{U}{\nu_k - U} \widehat{h}_t(t, 0, k) e^{\nu_k x}, \quad (3.16a) \\ \widehat{h}_{xx}(t, x, k) - \lambda_k \widehat{h}(t, x, k) + U \widehat{h}_x(t, x, k) = 0, \quad (3.16b) \\ \widehat{h}(t, 0, k) - \widehat{w}(t, 0, k) = -\alpha \frac{U}{\nu_k - U} \widehat{h}(t, 0, k), \quad (3.16c) \\ \widehat{h}_x(t, 0, k) + \widehat{w}_x(t, 0, k) = \alpha \frac{U \nu_k}{\nu_k - U} \widehat{h}(t, 0, k) + \alpha U \frac{U}{\nu_k - U} \widehat{h}(t, 0, k) \\ \quad - U \ln U \frac{U}{\nu_k - U} \widehat{h}(t, 0, k). \quad (3.16d) \end{array} \right.$$

From (3.16b), it is easy to show that $\widehat{h}(t, x, k) = c(t, k) e^{(\nu_k - U)x}$, that we plug in (3.16a), whose solution is $\widehat{w}(t, x, k) = b(t, k) e^{\nu_k x} + A x e^{\nu_k x}$, where

$$A = \frac{1}{2\nu_k - U} \left(\alpha \frac{U}{\nu_k - U} (\nu_k^2 - \lambda_k) \widehat{h}(t, 0, k) + \frac{U}{\nu_k - U} \widehat{h}_t(t, 0, k) + V \frac{U \nu_k}{\nu_k - U} \widehat{h}(t, 0, k) \right).$$

Finally we use the boundary conditions (3.16c)-(3.16d) for $\widehat{w}(t, x, k)$ and $\widehat{h}(t, x, k)$, to infer the ODE for $\widehat{h}(t, 0, k)$:

$$\widehat{h}_t(t, 0, k) = \omega_k(\alpha) \widehat{h}(t, 0, k), \quad (3.17)$$

with

$$U \omega_k(\alpha) = -(2\nu_k - U)^2 (\nu_k - U) - \alpha U (\nu_k^2 - \lambda_k) + \alpha (2\nu_k - U) U^2 - U^2 (\ln U) (\nu_k - U).$$

Lemma 3.3. $\omega_k(\alpha) = 0$ at the critical value $\alpha_{c,k} = 1 + \ln U + 4\lambda_k/U^2$, $k \geq 1$.

Proof. $\omega_k(\alpha) = 0$ is clearly equivalent to:

$$\alpha (2\nu_k U^2 - U^3 - \nu_k^2 U + \lambda_k U) = 4\nu_k^3 - 8U\nu_k^2 + 5U^2\nu_k - U^3 + U^2 (\ln U) \nu_k - U^3 \ln U.$$

Since $0 < U < 1$, $2\nu_k U^2 - U^3 - \nu_k^2 U + \lambda_k U = \frac{1}{2} (U^2 \sqrt{U^2 + 4\lambda_k} - U^3) > 0$, hence:

$$\begin{aligned} \alpha_{c,k} &= \frac{4\lambda_k \sqrt{U^2 + 4\lambda_k} + U^2 \sqrt{U^2 + 4\lambda_k} + U^2 (\ln U) \sqrt{U^2 + 4\lambda_k} - 4U\lambda_k - U^3 (1 + \ln U)}{U^2 \sqrt{U^2 + 4\lambda_k} - U^3} \\ &= 1 + \ln U + \frac{4\lambda_k}{U^2}. \end{aligned}$$

□

To complete the proof of Theorem 3.1, we observe that the sequence $(\alpha_{c,k})_k$ is non-decreasing and converges to zero as $k \rightarrow +\infty$. Therefore, $\omega_k(\alpha) < 0$ if and only if $\alpha < \alpha_{c,1} := \alpha_c$, and $\omega_k(\alpha) > 0$ if and only if $\alpha > \alpha_{c,1} := \alpha_c$. Since $\lambda_1 = 4\pi^2/\ell^2$, $\alpha_c = 1 + \ln U + 16\pi^2/\ell^2 U^2$.

4. NUMERICAL METHOD FOR SOLVING THE LINEARIZED SYSTEM

4.1. Description of the method. In view of (2.11), we may restrict the domain Ω to $\Omega_L := \{(x, y) \in \mathbb{R}^2 : x \in (-L, 0), y \in (-\ell/2, \ell/2)\}$, with L sufficiently large. Next, we transform the domain Ω_L to $\widetilde{\Omega}_L := \{(x', y') \in \mathbb{R}^2 : x' \in (-1, 1), y' \in (0, 2\pi)\}$, by setting $x' = 2x/L + 1$,

$y' = 2\pi y/\ell + \pi$, and $v(t, x, y) = v(t, (x' - 1)L/2, (y' - \pi)\ell/2\pi) := \tilde{v}(t, x', y')$. Omitting the primes and the tilde (the same applies to w and h), System (3.1)-(3.2) becomes:

$$\begin{cases} \left(\frac{2}{L}\right)^2 v_{xx} + \left(\frac{2\pi}{\ell}\right)^2 v_{yy} - U \frac{2}{L} v_x = 0, \\ \left(\frac{2}{L}\right)^2 w_{xx} + \left(\frac{2\pi}{\ell}\right)^2 w_{yy} - U \frac{2}{L} w_x = \alpha \left(\frac{2}{L}\right)^2 v_{xx} + \alpha \left(\frac{2\pi}{\ell}\right)^2 v_{yy} + V \frac{2}{L} v_x + v_t, \\ \left(\frac{2}{L}\right)^2 h_{xx} + \left(\frac{2\pi}{\ell}\right)^2 h_{yy} + U \frac{2}{L} h_x = 0, \end{cases} \quad (4.1)$$

with the set of boundary conditions:

$$\begin{cases} \frac{2}{L} v_x(t, 1, y) - U v(t, 1, y) = U h(t, 1, y), \\ h(t, 1, y) - w(t, 1, y) = -\alpha v(t, 1, y), \\ \frac{2}{L} h_x(t, 1, y) + \frac{2}{L} w_x(t, 1, y) = \frac{2}{L} \alpha v_x(t, 1, y) + \alpha U v(t, 1, y) - U \ln U v(t, 1, y), \end{cases} \quad (4.2)$$

and

$$v(t, -1, y) = w(t, -1, y) = \frac{2}{L} h_x(t, -1, y) = 0. \quad (4.3)$$

First, we discretize the above system with a backward-Euler scheme in time:

$$\begin{cases} \left(\frac{2}{L}\right)^2 v_{xx}^{n+1} + \left(\frac{2\pi}{\ell}\right)^2 v_{yy}^{n+1} - U \frac{2}{L} v_x^{n+1} = 0, \\ \left(\frac{2}{L}\right)^2 w_{xx}^{n+1} + \left(\frac{2\pi}{\ell}\right)^2 w_{yy}^{n+1} - U \frac{2}{L} w_x^{n+1} = \alpha \left(\frac{2}{L}\right)^2 v_{xx}^{n+1} + \alpha \left(\frac{2\pi}{\ell}\right)^2 v_{yy}^{n+1} + V \frac{2}{L} v_x^{n+1} \\ \quad + \frac{v^{n+1} - v^n}{\Delta t}, \\ \left(\frac{2}{L}\right)^2 h_{xx}^{n+1} + \left(\frac{2\pi}{\ell}\right)^2 h_{yy}^{n+1} + U \frac{2}{L} h_x^{n+1} = 0. \end{cases} \quad (4.4)$$

$$\begin{cases} \frac{2}{L} v_x^{n+1}(1, y) - U v^{n+1}(1, y) = U h^{n+1}(1, y), \\ h^{n+1}(1, y) - w^{n+1}(1, y) = -\alpha v^{n+1}(1, y), \\ \frac{2}{L} h_x^{n+1}(1, y) + \frac{2}{L} w_x^{n+1}(1, y) = \frac{2}{L} \alpha v_x^{n+1}(1, y) + \alpha U v^{n+1}(1, y) - U \ln U v^{n+1}(1, y). \end{cases} \quad (4.5)$$

$$v^{n+1}(-1, y) = w^{n+1}(-1, y) = \frac{2}{L} h_x^{n+1}(-1, y) = 0. \quad (4.6)$$

Second, we use the discrete Fourier transform in the y direction to reduce the above system to a sequence of one-dimensional problems. More precisely, we plug in (4.4)-(4.6):

$$v^{n+1} = \sum_{k=-\frac{N}{2}}^{\frac{N}{2}} \hat{v}_k^{n+1}(x) e^{iky}, \quad w^{n+1} = \sum_{k=-\frac{N}{2}}^{\frac{N}{2}} \hat{w}_k^{n+1}(x) e^{iky}, \quad h^{n+1} = \sum_{k=-\frac{N}{2}}^{\frac{N}{2}} \hat{h}_k^{n+1}(x) e^{iky},$$

see [26, Chapt. 2] for the slight difference in ordering the modes with respect to Section 3.2.

Thanks to (3.13), the zeroth order modes are null. Then, for each $k \neq 0$ we obtain:

$$\begin{cases} \partial_{xx}(\hat{v}_k^{n+1}(x))\left(\frac{2}{L}\right)^2 - k^2\hat{v}_k^{n+1}(x)\left(\frac{2\pi}{\ell}\right)^2 - U\partial_x(\hat{v}_k^{n+1}(x))\frac{2}{L} = 0, \\ \partial_{xx}(\hat{w}_k^{n+1}(x))\left(\frac{2}{L}\right)^2 - k^2\hat{w}_k^{n+1}(x)\left(\frac{2\pi}{\ell}\right)^2 - U\partial_x(\hat{w}_k^{n+1}(x))\frac{2}{L} = \partial_{xx}(\hat{v}_k^{n+1}(x))\left(\frac{2}{L}\right)^2\alpha \\ - k^2\hat{v}_k^{n+1}(x)\left(\frac{2\pi}{\ell}\right)^2\alpha + V\partial_x(\hat{v}_k^{n+1}(x))\frac{2}{L} + \frac{\hat{v}_k^{n+1}(x) - \hat{v}_k^n(x)}{\Delta t}, \\ \partial_{xx}(\hat{h}_k^{n+1}(x))\left(\frac{2}{L}\right)^2 - k^2\hat{h}_k^{n+1}(x)\left(\frac{2\pi}{\ell}\right)^2 + U\partial_x(\hat{h}_k^{n+1}(x))\frac{2}{L} = 0, \end{cases} \quad (4.7)$$

with

$$\begin{cases} \frac{2}{L}\partial_x(\hat{v}_k^{n+1}(x))(1) - U\hat{v}_k^{n+1}(1) = U\hat{h}_k^{n+1}(1), \\ \hat{h}_k^{n+1}(1) - \hat{w}_k^{n+1}(1) = -\alpha\hat{v}_k^{n+1}(1), \\ \frac{2}{L}\partial_x(\hat{h}_k^{n+1}(x))(1) + \frac{2}{L}\partial_x(\hat{w}_k^{n+1}(x))(1) = \frac{2}{L}\alpha\partial_x(\hat{v}_k^{n+1}(x))(1) \\ + \alpha U\hat{v}_k^{n+1}(1) - U \ln U \hat{v}_k^{n+1}(1), \end{cases} \quad (4.8)$$

and

$$\hat{v}_k^{n+1}(-1) = \hat{w}_k^{n+1}(-1) = \frac{2}{L}\partial_x(\hat{h}_k^{n+1}(x))(-1) = 0. \quad (4.9)$$

We will solve the above one-dimensional system by mean of a Chebyshev collocation method (see [25,26]). Let $\{l_j(x)\}_{j=0}^N$ be the Lagrange polynomials based on the Chebyshev-Gauss-Lobatto points $\{x_j\}_{j=0}^N = \{\cos(\frac{\pi j}{N})\}_{j=0}^N$. We denote the differentiation matrix of order m associated to the $\{x_j\}_{j=0}^N$ by $D^m = (d_{ij}^{(m)})_{i,j=0,\dots,N}$, where $d_{ij}^{(m)} = l_j^{(m)}(x_i)$ and $l_j(x_i) = \delta_{ij}$, here δ_{ij} is the Kronecker Delta symbol. Setting:

$$\hat{v}_k^{n+1}(x) = \sum_{j=0}^N (\hat{v}_k^{n+1})_j l_j(x), \quad \hat{w}_k^{n+1}(x) = \sum_{j=0}^N (\hat{w}_k^{n+1})_j l_j(x), \quad \hat{h}_k^{n+1}(x) = \sum_{j=0}^N (\hat{h}_k^{n+1})_j l_j(x),$$

and inserting the above quantities in (4.7)-(4.9), we find

$$\begin{cases} \sum_{j=0}^N \left(\left(\frac{2}{L}\right)^2 d_{ij}^{(2)} - k^2 \left(\frac{2\pi}{\ell}\right)^2 \delta_{ij} - U \frac{2}{L} d_{ij}^{(1)} \right) (\hat{v}_k^{n+1})_j = 0, \\ \Delta t \sum_{j=0}^N \left(\left(\frac{2}{L}\right)^2 d_{ij}^{(2)} - k^2 \left(\frac{2\pi}{\ell}\right)^2 \delta_{ij} - U \frac{2}{L} d_{ij}^{(1)} \right) (\hat{w}_k^{n+1})_j = \Delta t \sum_{j=0}^N \left(\left(\frac{2}{L}\right)^2 \alpha d_{ij}^{(2)} - k^2 \left(\frac{2\pi}{\ell}\right)^2 \alpha \delta_{ij} \right. \\ \left. + V \frac{2}{L} d_{ij}^{(1)} + \frac{\delta_{ij}}{\Delta t} \right) (\hat{v}_k^{n+1})_j - \sum_{j=0}^N \delta_{ij} (\hat{v}_k^n)_j, \\ \sum_{j=0}^N \left(\left(\frac{2}{L}\right)^2 d_{ij}^{(2)} - k^2 \left(\frac{2\pi}{\ell}\right)^2 \delta_{ij} + U \frac{2}{L} d_{ij}^{(1)} \right) (\hat{h}_k^{n+1})_j = 0, \end{cases}$$

with the boundary conditions

$$\left\{ \begin{array}{l} \sum_{j=0}^N \frac{2}{L} d_{0j}^{(1)} (\hat{v}_k^{n+1})_j - U (\hat{v}_k^{n+1})_0 = U (\hat{h}_k^{n+1})_0, \\ (\hat{h}_k^{n+1})_0 - (\hat{w}_k^{n+1})_0 = -\alpha (\hat{v}_k^{n+1})_0, \\ \frac{2}{L} \sum_{j=0}^N d_{0j}^{(1)} (\hat{h}_k^{n+1})_j + \frac{2}{L} \sum_{j=0}^N d_{0j}^{(1)} (\hat{w}_k^{n+1})_j = \frac{2}{L} \alpha \sum_{j=0}^N d_{0j}^{(1)} (\hat{v}_k^{n+1})_j + \alpha U (\hat{v}_k^{n+1})_0 \\ \quad - U \ln U (\hat{v}_k^{n+1})_0, \end{array} \right.$$

and

$$(\hat{v}_k^{n+1})_N = (\hat{w}_k^{n+1})_N = \frac{2}{L} \sum_{j=0}^N d_{Nj}^{(1)} (\hat{h}_k^{n+1})_j = 0.$$

We may write the above system in the following compact form:

$$A_k X_k = B_k$$

where

$$B_k = \left(0, 0, 0, 0, -(\hat{v}_k^n)_1, 0, 0, -(\hat{v}_k^n)_2, 0, \dots, 0, -(\hat{v}_k^n)_{N-1}, 0, 0, 0, 0 \right)^T_{3(N+1) \times 1}$$

$$X_k = \left((\hat{v}_k^{n+1})_0, (\hat{w}_k^{n+1})_0, (\hat{h}_k^{n+1})_0, \dots, (\hat{v}_k^{n+1})_N, (\hat{w}_k^{n+1})_N, (\hat{h}_k^{n+1})_N \right)^T_{3(N+1) \times 1}$$

and A_k is $3(N+1) \times 3(N+1)$ matrix. Note in particular that A_k is the same at each time step, so it can be pre-factorized and stored in LU form.

4.2. Algorithm validation. In this section, we let $L = 10$, $U = 0.5$, $\ell = 2\pi$, $\alpha = \alpha_c$, and validate the algorithm with the exact solution of (4.1)-(4.2)-(4.3):

$$\begin{aligned} v &= \cos(t) \cos(y) \left(\left(\frac{UL}{2} - \frac{1}{4} \right) x^2 + \frac{x}{2} + \frac{3}{4} - \frac{UL}{2} \right); \\ w &= \cos(t) \cos(y) \left(\frac{x^2}{4} (\alpha UL - LU \ln U - \alpha - 1) \right. \\ &\quad \left. + \frac{x}{2} (1 + \alpha) + \frac{1}{4} (3 + 3\alpha + LU \ln U - \alpha LU) \right); \\ h &= \cos(t) \cos(y) \left(\frac{\alpha UL}{4} (x^2 + 2x - 3) + 1 \right). \end{aligned}$$

Since the exact solution are low-order polynomial in x , the error is dominated by time discretization as soon as $N \geq 8$ (see Fig. 4.1 (a)).

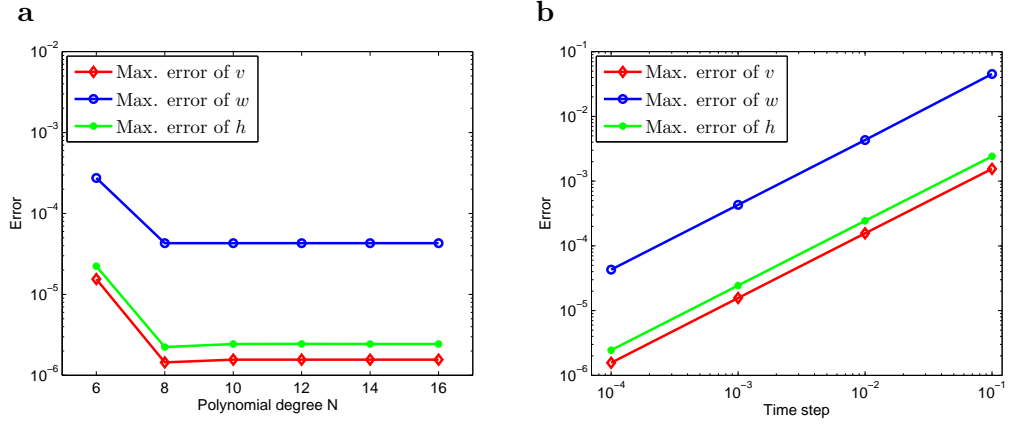


FIGURE 4.1. (a) Error vs. polynomial degree with $dt = 0.0001$, $T = 1$, and (b) error vs. time step with $N = 16$, $T = 1$

On the other hand, we observe clearly from Fig. 4.1 (b) that our algorithm is first order accuracy in time.

4.3. Numerical determination of the critical α_c (linear case). While the critical α_c is determined explicitly in Theorem 3.1, it is useful, particularly when α_c is not known explicitly, to show that our numerical scheme is capable of approximating α_c to high accuracy. To this end, we use a bisection method to find a numerical approximation α_{cN} of the critical value α_c , based on the following remark: if the solution goes to zero in time or the energy decreases, then α_c is on the right side of the parameter interval; if the solution blows up in time or the energy increases, then α_c is on the left side of the interval.

TABLE 4.1. $L = 10$, $\ell = 2\pi$, $N = 32$, $dt = 0.1$

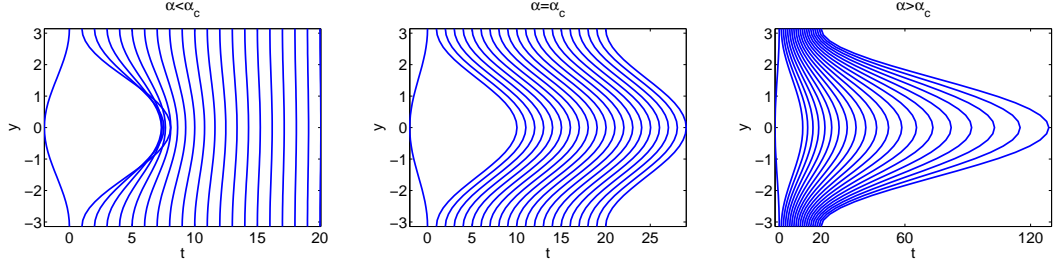
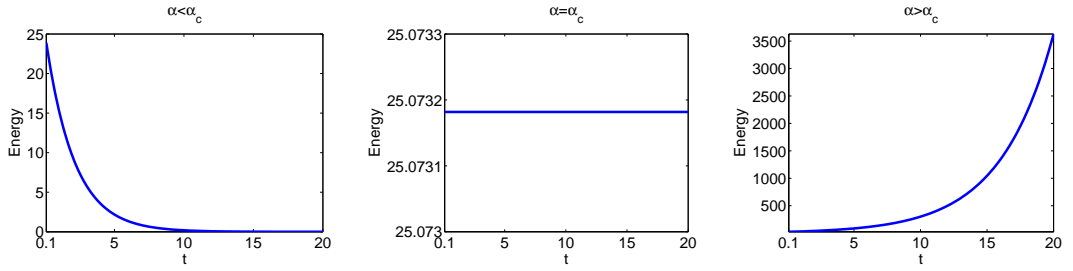
U	α_c	α_{cN}	$error = \alpha_c - \alpha_{cN} $
0.8	7.0268564487e+000	7.0268563829e+000	6.5800000000e-008
0.5	1.6306852819e+001	1.6306852639e+001	1.8000000000e-007
0.2	9.9390562088e+001	9.9390561745e+001	3.4300000000e-007
e^{-1}	2.9556224396e+001	2.9556224135e+001	2.6100000000e-007

TABLE 4.2. $L = 10$, $U = 1$, $N = 32$, $dt = 0.1$

ℓ	α_c	α_{cN}	$error = \alpha_c - \alpha_{cN} $
2π	5.0000000000e+000	4.9999999706e+000	2.9400000000e-008
3π	2.7777777778e+000	2.7777711575e+000	6.6203000000e-006
4π	2.0000000000e+000	1.9999195019e+000	8.0498100000e-005
5π	1.6400000000e+000	1.6396664907e+000	3.3350930000e-004

We infer from the above two tables that our numerical method is able to approximate α_c to a high accuracy. Moreover, Tables 4.1-4.2 show that α_{cN} depends upon the quantities U and L in the same way as α_c , see (3.3).

Next, we present some solution profiles in the three cases $\alpha < \alpha_c$, $\alpha = \alpha_c$ and $\alpha > \alpha_c$, to exhibit the dynamics of $v(t, 0, y)$ and the energy of $v(t, x, y)$.

FIGURE 4.2. $v(t, 0, y)$ with $\ell = 2\pi$, $U = 1$ in the cases $\alpha < \alpha_c$, $\alpha = \alpha_c$, $\alpha > \alpha_c$.FIGURE 4.3. Energy of v with $\ell = 2\pi$, $U = 1$ in the cases $\alpha < \alpha_c$, $\alpha = \alpha_c$, $\alpha > \alpha_c$.

5. SOLVING THE NONLINEAR SYSTEM

We are concerned with the nonlinear systems for $(v, w, h, \tilde{\sigma})$ in $\Omega_L = \{-L < x < 0, -\ell/2 < y < \ell/2\}$:

$$\begin{cases} \Delta v - Uv_x = -f_1(v), \\ \Delta w - Uw_x = \alpha\Delta v + Vv_x + v_t - f_2(v, w) \\ \quad + U^{-1}v_t(t, 0, y)(-U^{-1}v(t, 0, y)\bar{\theta}_x + v)_x, \\ \Delta h + Uh_x = -f_3(v, h), \end{cases} \quad (5.1)$$

together with the nonlinear boundary conditions at $x = 0$:

$$\begin{cases} v_x(0) - Uv(0) = Uh(0) + g(v_y(0), h(0)), \\ h(0) - w(0) = -\alpha v(0), \\ h_x(0) + w_x(0) = \alpha v_x(0) + \alpha Uv(0) - U(\ln U)v(0), \end{cases} \quad (5.2)$$

and the transport equation:

$$\begin{cases} \tilde{\sigma}_t = (V + U^{-1}v_t(0))\tilde{\sigma}_x, \\ \tilde{\sigma}(0) = \frac{1}{V} \left(1 + \frac{v_t(0)}{VU}\right)^{-1} \left\{ \left(1 + \frac{1}{U^2}(v_y(0))^2\right)^{\frac{1}{2}} Ue^{h(0)} - U + \frac{v_t(0)}{U \ln U} \right\}. \end{cases} \quad (5.3)$$

By treating all the nonlinear terms explicitly, the above nonlinear system can be solved by using essentially the same algorithm described in the previous section for the linearized system. We look for v such that its zeroth mode is null according to (3.13), whereas the zeroth mode of w and h are free in the nonlinear problem (see [6]).

Set $L = 10$, $U = 1$, $\ell = 2\pi$, $\alpha = \alpha_c$. We now validate the algorithm with an exact solution satisfying the boundary conditions (5.2) with $g = 0$, and in $\tilde{\Omega}_L$:

$$v = \cos(t) \cos(y) \left(\left(\frac{UL}{2} - \frac{1}{4} \right) x^2 + \frac{x}{2} + \frac{3}{4} - \frac{UL}{2} \right) 10^{-4};$$

$$w = \cos(t) \cos(y) \left(\frac{x^2}{4} (\alpha UL - LU \ln U - \alpha - 1) + \frac{x}{2} (1 + \alpha) + \frac{1}{4} (3 + 3\alpha + LU \ln U - \alpha LU) \right) 10^{-4};$$

$$h = \cos(t) \cos(y) \left(\frac{\alpha UL}{4} (x^2 + 2x - 3) + 1 \right) 10^{-4}.$$

Again, since the solutions are low-order polynomials in x , the errors are dominated by the time discretization as soon as $N \geq 10$, see Fig. 5.1.

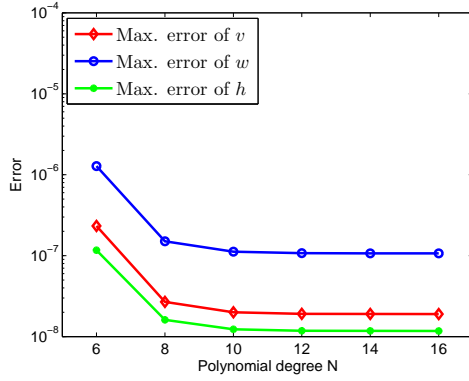


FIGURE 5.1. Error vs. polynomial degree with $dt = 0.0001$, $T = 1$.

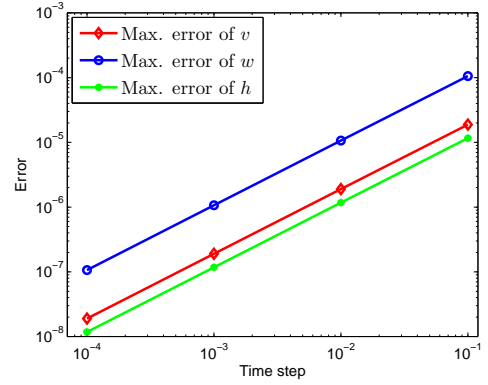


FIGURE 5.2. Error vs. time step with $N = 16$, $T = 1$.

We observe also from Fig. 5.2 that the scheme is first-order accurate in time.

5.1. Determination of the critical α_c (nonlinear case). Next, we use the bisection method to determine numerically the critical α_{cN} in the nonlinear case. Numerical results in Tables 5.1 and 5.2 show that, with only $N = 32$, our algorithm is able to approximate α_c with a very good accuracy.

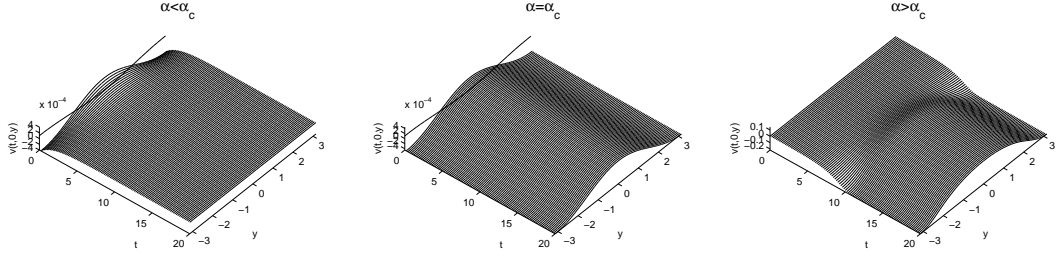
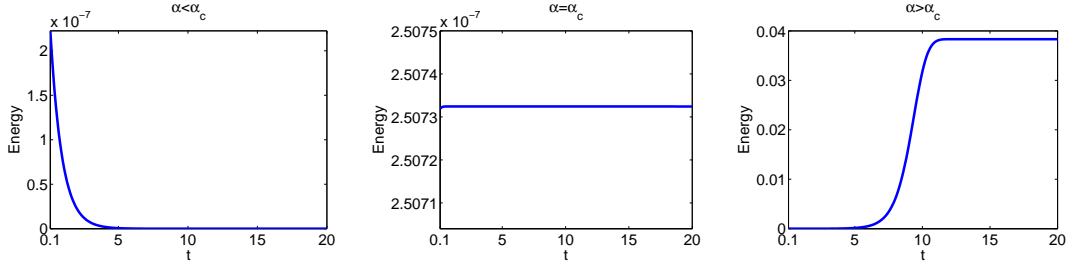
TABLE 5.1. $L = 10$, $\ell = 2\pi$, $N = 32$, $dt = 0.1$

U	α_c	α_{cN}	$error = \alpha_c - \alpha_{cN} $
0.8	7.0268564487e+000	7.0268583875e+000	1.9388000000e-006
0.5	1.6306852819e+001	1.6306852650e+001	1.6900000000e-007
0.2	9.9390562088e+001	9.9392551959e+001	1.9898710000e-003
e^{-1}	2.9556224396e+001	2.9556230949e+001	6.5530000000e-006

TABLE 5.2. $L = 10, U = 1, N = 32, dt = 0.1$

ℓ	α_c	α_{cN}	$error = \alpha_c - \alpha_{cN} $
2π	5.0000000000e+000	5.0000042870e+000	4.2870000000e-006
3π	2.7777777778e+000	2.7777777777e+000	1.0000000000e-010
4π	2.0000000000e+000	1.9999281988e+000	7.1801200000e-005
5π	1.6400000000e+000	1.6396754829e+000	3.2451710000e-004

Next, we plot some solution profiles in the three different cases $\alpha < \alpha_c$, $\alpha = \alpha_c$ and $\alpha > \alpha_c$, to exhibit the dynamics of $v(t, 0, y)$ and the energy of $v(t, x, y)$.

FIGURE 5.3. $v(t, 0, y)$ with $\ell = 2\pi, U = 1$ in the cases $\alpha < \alpha_c, \alpha = \alpha_c, \alpha > \alpha_c$.FIGURE 5.4. Energy of v with $\ell = 2\pi, U = 1$ in the cases $\alpha < \alpha_c, \alpha = \alpha_c, \alpha > \alpha_c$.

5.2. Computation of σ and Σ . Having computed (v, w, h) , we can then solve $\tilde{\sigma}$ from (5.3). We first transform the domain Ω_L to $\tilde{\Omega}_L := \{(x', y'), x' \in (-1, 1), y' \in (0, 2\pi)\}$. Omitting the primes, and recalling $\varphi(t, y) = -1/Uv(t, 1, y)$ in the rescaled coordinates, the transformed function $\tilde{\sigma}$ satisfies:

$$\begin{cases} \tilde{\sigma}_t(t, x, y) - (V + U^{-1}v_t(1))\tilde{\sigma}_x(t, x, y)\frac{2}{L} = 0, & x \in [-1, 1), \\ \tilde{\sigma}(t, 1, y) = \frac{1}{V} \left(1 + \frac{v_t(t, 1, y)}{UV}\right)^{-1} \\ \left\{ \left(1 + \frac{4\pi^2}{\ell^2 U^2} (v_y(t, 1, y))^2\right)^{\frac{1}{2}} U e^{h(t, 1, y)} - U + \frac{v_t(t, 1, y)}{U \ln U} \right\}, & x = 1, \\ \tilde{\sigma}(0, x, y) = 0, & t = 0, \end{cases} \quad (5.4)$$

where v , w and h are solution of (5.1)-(5.2) in $\tilde{\Omega}_L$. Next, we use a similar algorithm as before to solve the system (5.4). We discretize in time as follows:

$$\begin{cases} \frac{\tilde{\sigma}^{n+1}(x,y) - \tilde{\sigma}^n(x,y)}{\Delta t} - V \tilde{\sigma}_x^n(x,y) \frac{2}{L} - \frac{1}{U} \frac{2}{L} \frac{v^{n+1}(1,y) - v^n(1,y)}{\Delta t} \tilde{\sigma}_x^n(x,y) = 0, & x \in [-1, 1), \\ \tilde{\sigma}^{n+1}(1, y) = \frac{1}{V} \left(1 + \frac{v^{n+1}(1,y) - v^n(1,y)}{UV\Delta t} \right)^{-1} \\ \quad \left\{ \left(1 + \frac{4\pi^2}{\ell^2 U^2} (v_y^{n+1}(1,y))^2 \right)^{\frac{1}{2}} U e^{h^{n+1}(1,y)} - U + \frac{v^{n+1}(1,y) - v^n(1,y)}{\Delta t U \ln U} \right\}, & x = 1, \\ \tilde{\sigma}^0(x, y) = 0. \end{cases} \quad (5.5)$$

Once $\tilde{\sigma}$ is computed, we may calculate Σ as follows:

$$\Sigma(t, x, y) = \bar{\Sigma} + \tilde{\sigma}(t, -x, y), \quad \bar{\Sigma} = -(\ln U)^{-1}, \quad x > 0.$$

Then, we are in position to compute the temperature θ by mean of formulas (2.1a), (2.2) and (1.6).

6. FIGURES (I)

In view of a better representation of the char $\Sigma(t, x, y)$, of the values of the char at the front $\Sigma(t, 0, y)$ (physically it means immediately behind the front) and of the temperature θ , we return to the original ‘‘physical’’ coordinates (x, y) in which the front is moving. However, for the convenience of the reader, we focus on the front zone and therefore fix the Traveling Wave at the origin. In other words, we do not represent the front itself but the perturbation $\varphi(t, y)$ of the planar front and its immediate neighboring.

For all the figures hereafter, initial data are:

$$\begin{aligned} v_0 &= \cos\left(\frac{2\pi}{\ell}y + \pi\right) \left(\left(\frac{2}{L}x + 1\right)^3 - \left(\frac{2}{L}x + 1\right)^2 - \left(\frac{2}{L}x + 1\right) + 1 \right) 10^{-4}, \\ w_0 &= \cos\left(\frac{2\pi}{\ell}y + \pi\right) \left(-0.5L \left(\frac{2}{L}x + 1\right)^2 + 0.5L \right) 10^{-4}, \\ h_0 &= \cos\left(\frac{2\pi}{\ell}y + \pi\right) \left(0.25L \left(\frac{2}{L}x + 1\right)^2 + 0.5L \left(\frac{2}{L}x + 1\right) - 0.75L \right) 10^{-4}, \end{aligned}$$

where $\ell = 2\pi$ and $L = 10$. We have performed numerical experiments with different gamuts of initial data without any significant difference in the fingering evolution after a brief transition period.

We first present the evolution of sparse fingers over three spatial periods in Figs. 6.1-6.2, respectively for $U = 0.2$ in Fig. 6.1 and $U = 0.9$ in Fig. 6.2.

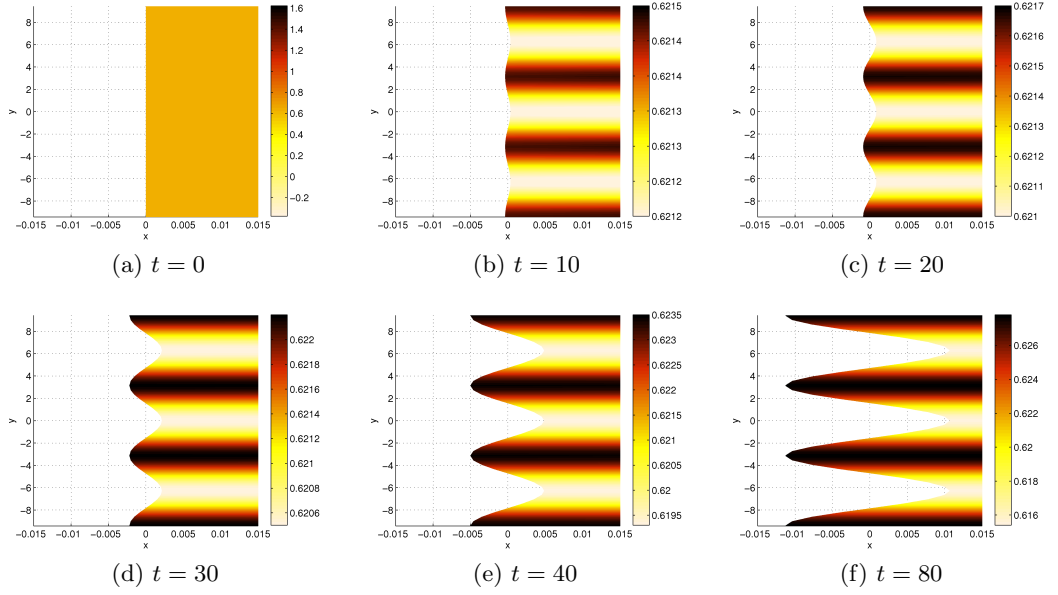


FIGURE 6.1. Two-dimensional evolution of the char Σ at different times $t=0, 10, 20, 30, 40$, with $\ell = 2\pi$, $U = 0.2$ and $\alpha = \alpha_c + 0.5$. At $t = 80$, the char pattern develops into sparse elongated fingers without tip-splitting. Propagation from right to left. The color grading enlightens the levels of the solid product distribution, the median level 0.6213 corresponding to the planar front.

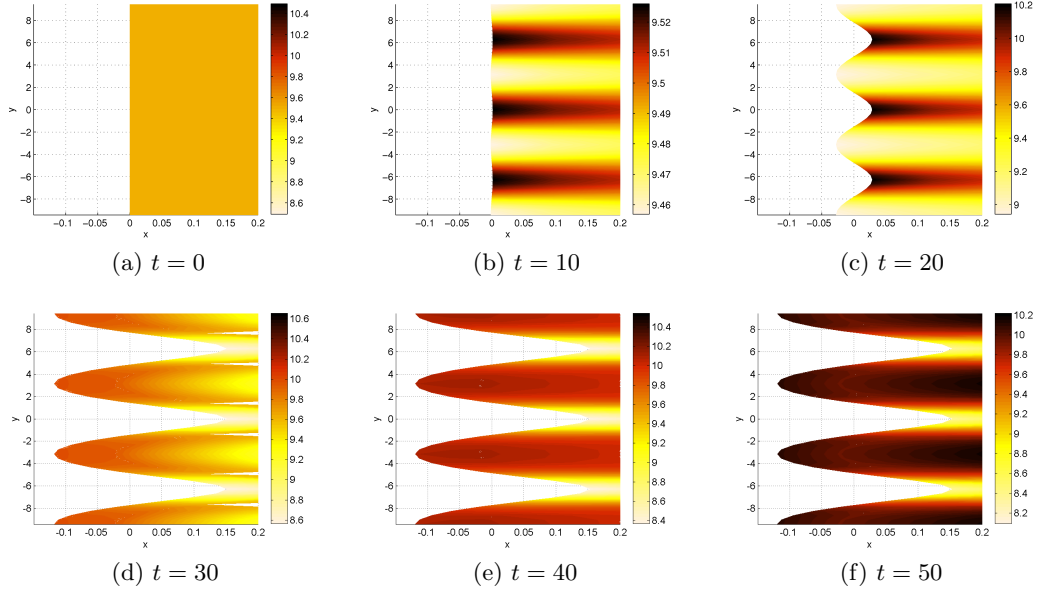


FIGURE 6.2. As in Fig. 6.1, two-dimensional evolution of the char Σ at different times $t=0, 10, 20, 30, 40$, with $\ell = 2\pi$, $U = 0.9$ and $\alpha = \alpha_c + 0.5$. At $t = 50$, the char develops into sparse elongated fingers without tip-splitting. The median level 9.4912 corresponds to the planar front.

Second, we illustrate in Figure 6.3 the relation between the flame front, the temperature and the char over three spatial periods at $t = 200$, for $U = 0.2$ and $U = 0.9$. Clearly, the fingering pattern and the temperature profile depend on the structure of the flame front.

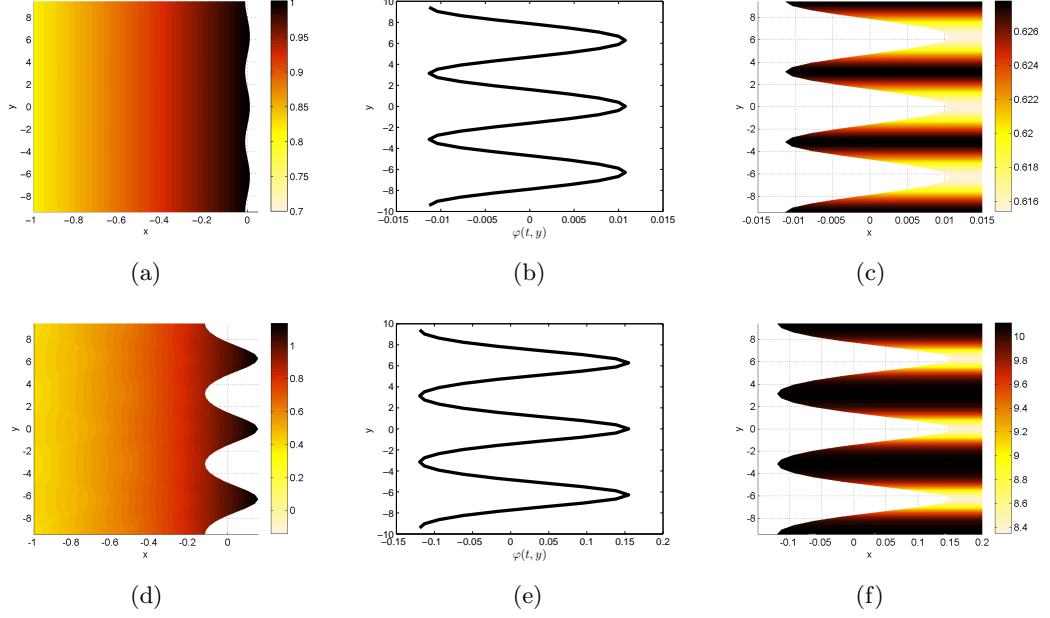
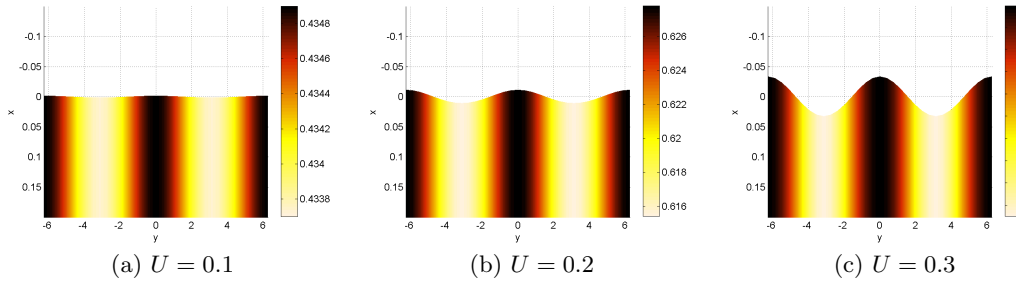


FIGURE 6.3. Two-dimensional profile of the flame structure at $t = 200$. (a) and (d): temperature, (b) and (e): flame front, (c) and (f): char pattern, respectively for $U = 0.2$ (top) and 0.9 (bottom). Here $\ell = 2\pi$, $\alpha = \alpha_c + 0.5$. The temperature is represented in the “fresh” side $x \leq \varphi(t, y)$, whereas the char pattern lies in the “burnt” side $x \geq \varphi(t, y)$. Near the flame front, the value of the temperature approaches 1.

Next, Figure 6.4 focuses on the fingers for different values of U , over two spatial periods. We observe that the width of fingers increases as U becomes larger. For convenience, in this figure the fingers are rotated upwards.



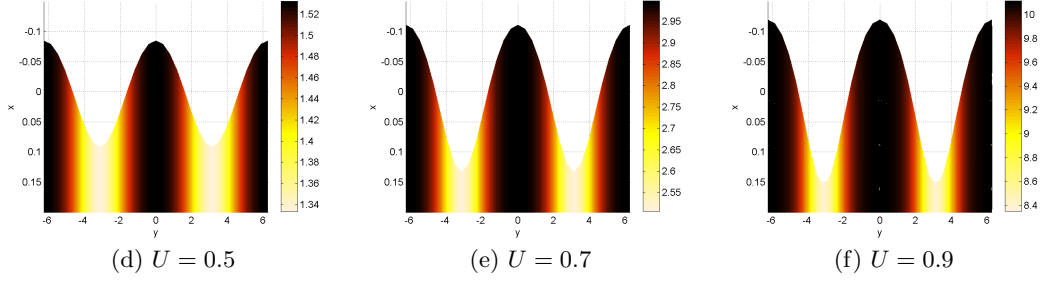


FIGURE 6.4. Two-dimensional profiles of the char pattern for different values of U within two periods at $t = 200$. Here $\ell = 2\pi$, $\alpha = \alpha_c + 0.5$. The darkest part of the charred area is viewed as the width of the finger: it increases as the scaled flow velocity U becomes larger.

Finally, we represent the evolution of the char $\Sigma(t, 0, y)$ at the flame front over two spatial periods, for $U = 0.2$.

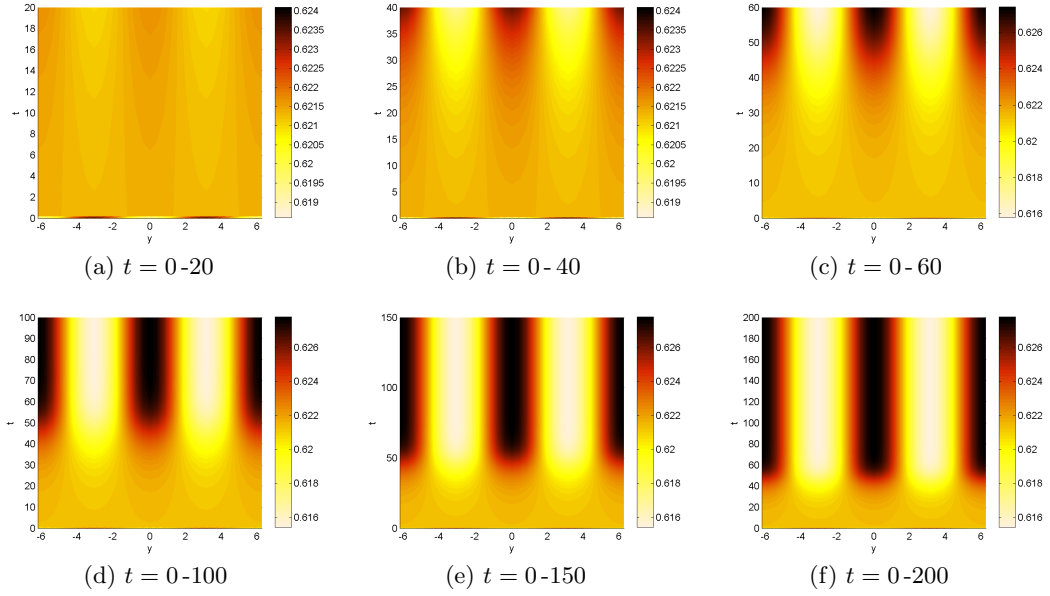


FIGURE 6.5. Evolution of the char pattern immediately behind the flame front over two periods, represented in different time scales. Here $\ell = 2\pi$, $U = 0.2$, $\alpha = \alpha_c + 0.5$. Propagation from bottom to top.

PART II

In contrast to the previous part where we eliminated the (perturbation of) the front, this part is based on a self-consistent equation for the (perturbation of) the front derived in [5]. In this respect, we use a simplified, quasi-steady version of System (1.10)-(1.13), motivated from the fact that not far from the instability threshold, the time derivatives exhibit a relatively small effect: the dynamics appears to be essentially driven by the front. We perform a rescaling of the dependent and independent variables, in the spirit of [27]. A rich dynamics appears for large time t and spatial coordinate y , up to observing a chaotic fingering evolution.

7. THE ASYMPTOTIC MODEL

7.1. Derivation of the front equation. We briefly recall some basic results of [5]: we consider a simplified, quasi-steady version of the model, replacing (1.10)-(1.12) by

$$\begin{aligned} U\theta_x &= \Delta_\varphi\theta, \quad x < 0, \quad \theta = 1, \quad x \geq 0, \\ (V - \varphi_t)\theta_x + US_x &= \Delta_\varphi S - \alpha\Delta_\varphi\theta, \quad x \neq 0, \\ \Sigma &= 0, \quad x < 0, \quad \Sigma_x = 0, \quad x > 0, \end{aligned}$$

with the interface conditions (1.13), namely:

$$\begin{aligned} \sqrt{1 + (\varphi_y)^2}[\theta_x] &= -\exp(S), \quad [S_x] = \alpha[\theta_x], \\ (V - \varphi_t)[\Sigma] &= \sqrt{1 + (\varphi_y)^2} \exp(S). \end{aligned} \quad (7.1)$$

In this quasi-steady model, the dynamics appears to be essentially driven by the front which is still a unknown of the problem. Next, we define the respective perturbations of temperature u , enthalpy v and char σ :

$$\theta = \bar{\theta} + u, \quad S = \bar{S} + v, \quad \Sigma = \bar{\Sigma} + \sigma.$$

As in [5], in the equations satisfied by u , v and φ , we keep only linear and second-order terms for φ , and first-order terms for u and v .

The final system for u and v reads:

$$\left\{ \begin{array}{l} Uu_x - \Delta u = (\Delta_\varphi - \Delta)\bar{\theta}, \quad x < 0, \\ Vv_x - \Delta(v - \alpha u) + Uv_x - \varphi_t\bar{\theta}_x = (\Delta_\varphi - \Delta)(\bar{S} - \alpha\bar{\theta}), \quad x \neq 0, \\ u(0^-) = [v] = 0, \\ Uv(0) - u_x(0^-) = \frac{1}{2}(\varphi_y)^2 U, \\ [v_x] = -\alpha u_x(0^-). \end{array} \right. \quad (7.2)$$

Let us examine the (perturbation of the) char more carefully:

$$\sigma(t, x, y) = \sigma(t, 0, y), \quad x > 0, \quad -\ell/2 < y < \ell/2, \quad (7.3)$$

$$(V - \varphi_t)\sigma(t, 0, y) = (1 + (\varphi_y)^2)^{\frac{1}{2}} U e^{v(t, 0, y)} - U + \varphi_t \bar{\Sigma}. \quad (7.4)$$

Keeping again only linear and second-order terms for φ , and first-order terms for v , it is not difficult to find the relation:

$$V\sigma(0) = Uv(0) - \frac{\varphi_t}{\ln U} + \frac{U}{2}(\varphi_y)^2 - \frac{1}{\ln U}v(0)\varphi_t + \frac{(\varphi_t)^2}{U(\ln U)^2}. \quad (7.5)$$

To compute $\sigma(0)$, hence σ , thanks to formula (7.5), the next step is to link $v(0)$ with φ .

Using the convenient notation $\gamma = \alpha - \ln U$, it follows from [5, Section 3.2] that φ verifies the pseudo-differential fourth-order equation:

$$\frac{d}{dt}U\sqrt{U^2I - 4D_{yy}}(\varphi) = -4\varphi_{yyyy} - (\gamma - 1)U^2\varphi_{yy} + \mathcal{F}((\varphi_y)^2), \quad (7.6)$$

with

$$\mathcal{F} = \frac{1}{4}(U^2I - 4D_{yy})^{\frac{3}{2}} - \frac{3}{4}U(U^2I - 4D_{yy}) - \gamma U^2 \left(\sqrt{U^2I - 4D_{yy}} - U \right),$$

and periodic boundary conditions at $y = \pm\ell/2$. Actually, (7.6) is a *fully nonlinear equation* since the nonlinear part $\mathcal{F}((\varphi_y)^2)$ is of the same order as the linear operator. We refer to [5, Cor. 3.1] for the nonlinear stability analysis of the null solution of (7.6). The threshold of stability occurs at $\gamma_c(\ell) = 1 + 16\pi^2/\ell^2U^2$, namely at α_c , see (3.3).

Let us use the discrete Fourier transform as in Section 3.2. We set $X_k = \sqrt{U^2 + 4\lambda_k}$. According to [5, Section 3.1]:

$$\widehat{v}(t, 0, k) = \frac{2U}{(X_k + U)X_k} \widehat{\varphi}_t(t, k) + \frac{(U - X_k)U^2\gamma}{2X_k^2} \widehat{\varphi}(t, k) + \frac{4\gamma U^2 X_k - 4\gamma U^3}{2X_k^2(X_k + U)} \widehat{(\varphi_y)^2}(t, k),$$

which is equivalent to

$$\begin{aligned} \frac{1}{2}X_k^2(X_k + U)\widehat{v}(t, 0, k) &= (X_k U)\widehat{\varphi}_t(t, k) - U^2\gamma\lambda_k\widehat{\varphi}(t, k) \\ &\quad + \frac{1}{4}(4\gamma U^2 X_k - 4\gamma U^3)\widehat{(\varphi_y)^2}(t, k), \end{aligned} \quad (7.7)$$

and in physical variable:

$$\begin{aligned} &\frac{1}{2}(U^2I - 4D_{yy}) \left(\sqrt{U^2I - 4D_{yy}} + U \right) v(0) \\ &= U\sqrt{U^2I - 4D_{yy}} \varphi_t + \gamma U^2\varphi_{yy} + \gamma U^2 \left(\sqrt{U^2I - 4D_{yy}} - U \right) (\varphi_y^2), \end{aligned} \quad (7.8)$$

which determines $v(0)$.

7.2. Rescaling. We define a small perturbation parameter $\varepsilon > 0$ by $\gamma = 1 + \varepsilon$, and rescale dependent and independent variables accordingly:

$$t = \frac{\tau}{\varepsilon^2 U^2}, \quad y = \frac{\eta}{\sqrt{\varepsilon} U}, \quad \varphi = \frac{\varepsilon}{U} \psi.$$

One links ε and the period ℓ , which will blow up as $\varepsilon \rightarrow 0$: for $\ell_0 > 4\pi$ fixed, we take $\ell = \ell_0/\sqrt{\varepsilon}U$, hence $\gamma_c(\ell) \rightarrow 1$ as $\varepsilon \rightarrow 0$. After division by ε^3 and U^3 we get:

$$\begin{aligned} \frac{\partial}{\partial \tau} \left(\sqrt{I - 4\varepsilon D_{\eta\eta}} \right) \psi &= -4D_{\eta\eta\eta\eta}\psi - D_{\eta\eta}\psi \\ &\quad + \frac{1}{4} \left\{ (I - 4\varepsilon D_{\eta\eta})^{\frac{3}{2}} - 3(I - 4\varepsilon D_{\eta\eta}) - 4(1 + \varepsilon) \left(\sqrt{I - 4\varepsilon D_{\eta\eta}} - I \right) \right\} (D_{\eta\eta}\psi)^2. \end{aligned} \quad (7.9)$$

In the same way, we rescale $v(t, 0, y)$ and $\sigma(t, 0, y)$ as follows:

$$v(t, 0, y) = \varepsilon^2 v_1(\tau, 0, \eta), \quad \sigma(t, 0, y) = \varepsilon^2 U \sigma_1(\tau, 0, \eta),$$

therefore

$$V\sigma_1(\tau, 0, \eta) = v_1(\tau, 0, \eta) + \varepsilon \left(-\frac{\psi_\tau}{\ln U} + \frac{1}{2}(\psi_\eta)^2 \right) + o(\varepsilon) \quad (7.10)$$

(we will forget the lower order terms hereafter). According to (7.8):

$$\begin{aligned} & \frac{1}{2} \left\{ (I - 4\varepsilon D_{\eta\eta}) \left(\sqrt{I - 4\varepsilon D_{\eta\eta}} + I \right) \right\} v_1(0) \\ &= \varepsilon \frac{\partial}{\partial \tau} \left(\sqrt{I - 4\varepsilon D_{\eta\eta}} \right) \psi + \gamma D_{\eta\eta} \psi + \varepsilon \frac{1}{4} \left\{ 4(1 + \varepsilon) \left(\sqrt{I - 4\varepsilon D_{\eta\eta}} - I \right) \right\} (D_{\eta} \psi)^2. \end{aligned} \quad (7.11)$$

8. NUMERICAL METHOD FOR THE ASYMPTOTIC MODEL

Let us briefly recall the method in [5] for solving (7.9). First, we set $\zeta = \eta/2\tilde{\ell}_0 + \pi$ (where $\tilde{\ell}_0 = \ell_0/4\pi$) to reformulate (7.9) on the interval $[0, 2\pi)$. Next, we define the bifurcation parameter $\beta = 4\tilde{\ell}_0$ (see also [16]) and rescale the time by setting $t' = \tau/\beta^2$. For simplicity we denote ε/β by ε . Then, omitting the prime, (7.9) becomes:

$$\begin{aligned} & \frac{\partial}{\partial t} \left(\sqrt{I - 4\varepsilon D_{\zeta\zeta}} \right) \psi = -4D_{\zeta\zeta\zeta\zeta} \psi - \beta D_{\zeta\zeta} \psi \\ & + \frac{\beta}{4} \left\{ (I - 4\varepsilon D_{\zeta\zeta})^{\frac{3}{2}} - 3(I - 4\varepsilon D_{\zeta\zeta}) - 4(1 + \varepsilon) \left(\sqrt{I - 4\varepsilon D_{\zeta\zeta}} - I \right) \right\} (D_{\zeta} \psi)^2. \end{aligned} \quad (8.1)$$

Similarly, we have

$$\begin{aligned} \frac{1}{2} \beta^2 \left\{ (I - 4\varepsilon D_{\zeta\zeta}) \left(\sqrt{I - 4\varepsilon D_{\zeta\zeta}} + I \right) \right\} v_1(0) &= \varepsilon \frac{\partial}{\partial t} \left(\sqrt{I - 4\varepsilon D_{\zeta\zeta}} \right) \psi + \gamma \beta D_{\zeta\zeta} \psi \\ &+ \varepsilon \frac{\beta}{4} \left\{ 4(1 + \varepsilon) \left(\sqrt{I - 4\varepsilon D_{\zeta\zeta}} - I \right) \right\} (D_{\zeta} \psi)^2, \end{aligned} \quad (8.2)$$

and (7.10) yields:

$$V\sigma_1(t, 0, \zeta) = v_1(t, 0, \zeta) + \frac{\varepsilon}{2\beta} (\psi_{\zeta})^2 - \frac{\varepsilon}{\beta^2} \frac{\psi_t}{\ln U}. \quad (8.3)$$

Now we are in position to implement a numerical method to solve (8.1), (8.2) and (8.3). As in [5], we use a Fourier spectral method to solve these periodic problems. After discretizing (8.1) in time by a semi-implicit first order scheme which treats implicitly the linear terms and explicitly the nonlinear terms, then taking the discrete Fourier transform, the discrete Fourier coefficient of ψ^{n+1} is determined by:

$$\begin{aligned} \widehat{\psi}_k^{n+1} &= \left((1 + 4\varepsilon k^2)^{\frac{1}{2}} + 4k^4 \Delta t - \beta k^2 \Delta t \right)^{-1} \times \left((1 + 4\varepsilon k^2)^{\frac{1}{2}} \widehat{\psi}_k^n \right. \\ &\quad \left. + \frac{\beta \Delta t}{4} \left\{ (1 + 4\varepsilon k^2)^{\frac{3}{2}} - 3(1 + 4\varepsilon k^2) - 4(1 + \varepsilon) [(1 + 4\varepsilon k^2)^{\frac{1}{2}} - 1] \right\} \{ [(\psi_x)^n]^2 \}_k \right), \end{aligned} \quad (8.4)$$

together with the initial condition given by $\psi(0, \cdot) = \psi_0$. Similarly, the discrete Fourier coefficient of v_1 at $x = 0$ is determined by:

$$\begin{aligned} \frac{1}{2} \beta^2 \left\{ (1 + 4\varepsilon k^2) \left(\sqrt{1 + 4\varepsilon k^2} + 1 \right) \right\} \widehat{v_1(0)}_k^{n+1} &= \varepsilon \left(\sqrt{1 + 4\varepsilon k^2} \right) \frac{\widehat{\psi}_k^{n+1} - \widehat{\psi}_k^n}{\Delta t} \\ &- (1 + \varepsilon) \beta k^2 \widehat{\psi}_k^{n+1} + \varepsilon \frac{\beta}{4} \left\{ 4(1 + \varepsilon) \left(\sqrt{1 + 4\varepsilon k^2} - 1 \right) \right\} \{ [(\psi_x)^{n+1}]^2 \}_k, \end{aligned} \quad (8.5)$$

where $\{(\psi_x)^2\}_k$ represents the k -th Fourier coefficient of $(\psi_x)^2$. It yields:

$$\begin{aligned} \widehat{v_1(0)}_k^{n+1} &= \frac{2}{\beta^2} \left((1 + 4\epsilon k^2)(\sqrt{1 + 4\epsilon k^2} + 1) \right)^{-1} \times \left(\epsilon(\sqrt{1 + 4\epsilon k^2}) \frac{\widehat{\psi}_k^{n+1} - \widehat{\psi}_k^n}{\Delta t} \right. \\ &\quad \left. - (1 + \epsilon)\beta k^2 \widehat{\psi}_k^{n+1} + \epsilon \frac{\beta}{4} \left\{ 4(1 + \epsilon) \left(\sqrt{1 + 4\epsilon k^2} - 1 \right) \right\} \{[(\psi_x)^{n+1}]^2\}_k \right), \end{aligned} \quad (8.6)$$

with the initial $\widehat{v_1(0)}_k^0$ given by

$$\begin{aligned} \widehat{v_1(0)}_k^0 &= \frac{2}{\beta^2} \left((1 + 4\epsilon k^2)(\sqrt{1 + 4\epsilon k^2} + 1) \right)^{-1} \\ &\quad \times \left(- (1 + \epsilon)\beta k^2 \widehat{\psi}_k^0 + \epsilon \frac{\beta}{4} \left\{ 4(1 + \epsilon) \left(\sqrt{1 + 4\epsilon k^2} - 1 \right) \right\} \{[(\psi_x)^0]^2\}_k \right). \end{aligned}$$

Once ψ and $v_1(0)$ are computed and plugged into (8.3), we get:

$$\sigma_1^{n+1}(0) = \frac{1}{V} v_1^{n+1}(0) + \frac{\epsilon}{2\beta V} (\psi_\zeta^{n+1})^2 - \frac{\epsilon}{\beta^2 V \ln U} \frac{\psi^{n+1} - \psi^n}{\Delta t}.$$

Finally, we compute

$$\Sigma = \bar{\Sigma} + \sigma = -\frac{1}{\ln U} + \sigma(0) = -\frac{1}{\ln U} + \epsilon^2 U \sigma_1(0).$$

As far as the temperature is concerned in this part, we recall the results in [5, Section 3.1], namely:

$$\begin{aligned} \widehat{u}(t, x, 0) &= -U \widehat{(\varphi_y)^2}(t, 0) x e^{Ux}, \quad x \leq 0, \\ \widehat{u}(t, x, k) &= U(\lambda_k)^{-1} \left(U \widehat{(\varphi_y)^2}(t, k) + \lambda_k \widehat{\varphi}(t, k) \right) (e^{Ux} - e^{\nu_k x}), \quad x \leq 0, \quad k \geq 1. \end{aligned}$$

According to the relation $\theta = \bar{\theta} + u$, we may recover θ immediately.

9. FIGURES (II)

As in Section 6, in view of a better representation of the char $\Sigma(t, x, y)$, of the char at the front $\Sigma(t, 0, y)$ and of the temperature θ , we return to the original ‘‘physical’’ coordinates (x, y) in which the front is moving. Also we only represent the perturbation $\varphi(t, y)$ of the planar front and its immediate neighboring.

The initial data are as follows:

- (i) $\cos \left(U \left(\frac{\epsilon}{\beta} \right)^{\frac{1}{2}} y + \pi \right)$ in Figs. 9.1-9.3 and in Fig. 9.5;
- (ii) $\cos \left(U \left(\epsilon / \beta \right)^{\frac{1}{2}} y + \pi \right) \left(1 + \sin \left(U \left(\epsilon / \beta \right)^{\frac{1}{2}} y + \pi \right) \right)$ in Fig. 9.4 and in Figs. 9.6-9.10.

We illustrate in Figs. 9.1-9.5 the sparse finger evolution in time for different values of β : 10, 30, 62 and 100 respectively in Figs. 9.1-9.3 and 9.5, and $\beta = 62$ in Fig. 9.4. Chaotic fingering evolution in time is observed in Fig. 9.6 for $\beta = 400$. Inspection of these figures reveals that the number of fingers depends upon the values of the bifurcation parameter β : larger β 's correspond to a richer dynamics. Hereafter we use the notation: $T_0 = \beta^2 \epsilon^{-2} U^{-2}$.

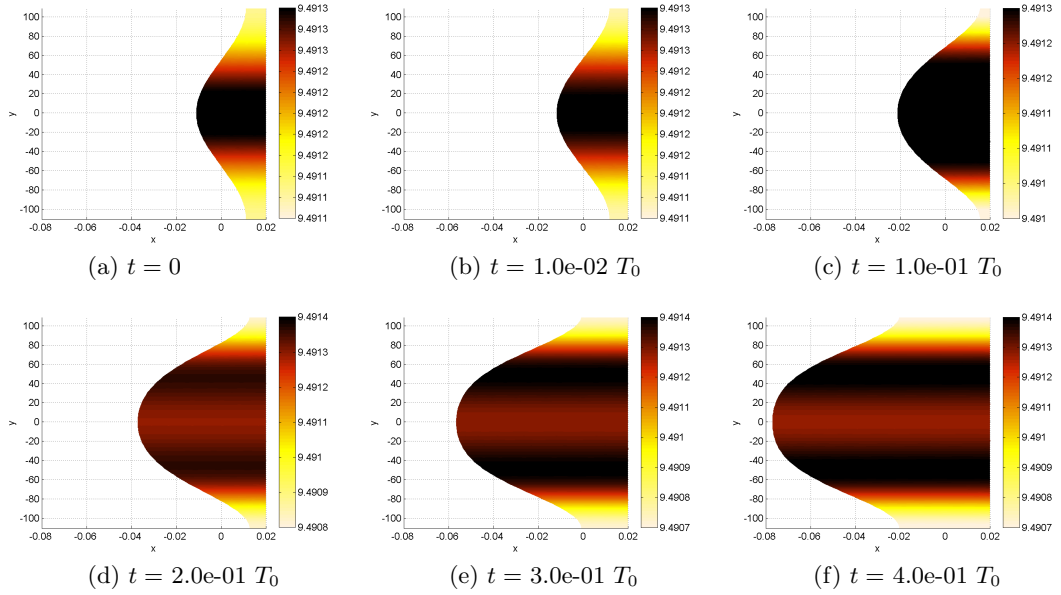


FIGURE 9.1. Two-dimensional evolution of the char Σ at different times with initial datum (i). Here $\beta = 10$, $U = 0.9$, $\varepsilon = 0.01$. Following a transition period (a) to (e), the char pattern develops into a single finger without tip-splitting (f). Propagation from right to left. The median level 9.4912 of the color grading corresponds to the planar front.

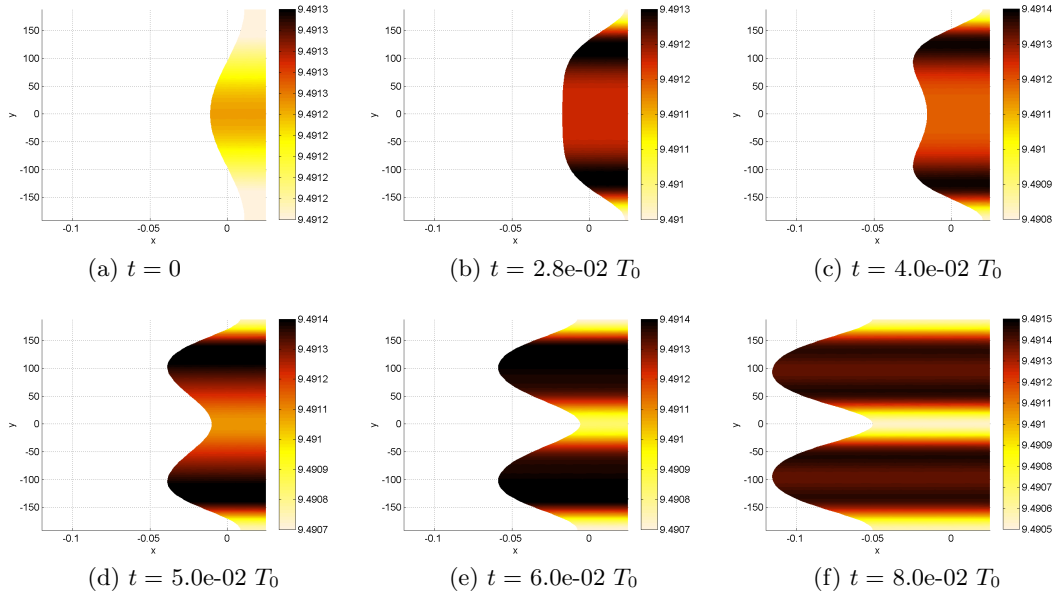


FIGURE 9.2. As Fig. 9.1, with larger $\beta = 30$. After a transition period (a) to (e), the char pattern develops into *two* elongated fingers without tip-splitting (f).

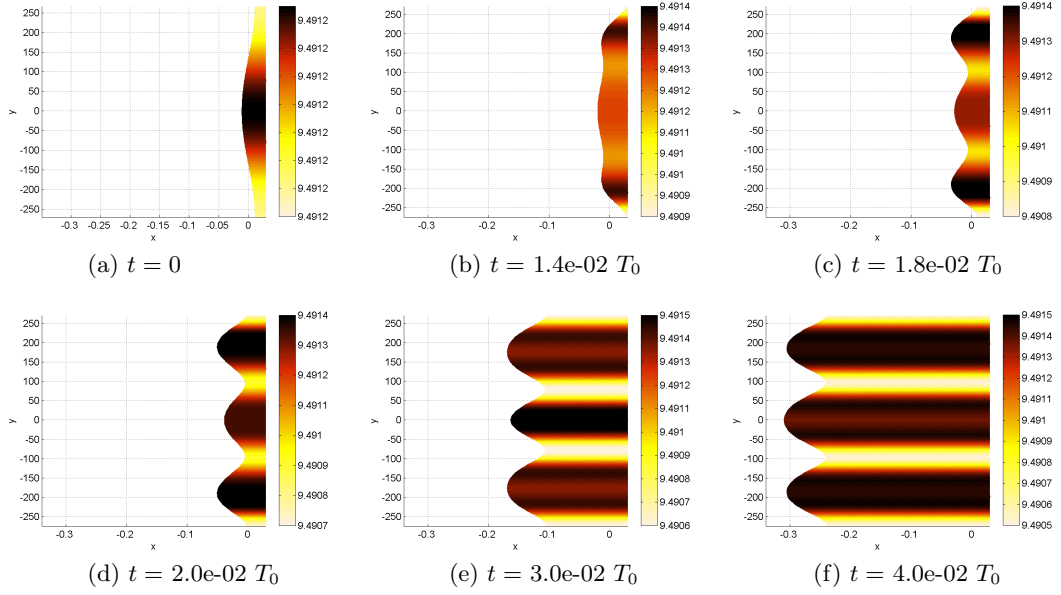


FIGURE 9.3. As in Fig. 9.1, with larger $\beta = 62$. After a transition period (a) to (e), the char pattern develops into *three* elongated fingers without tip-splitting (f).

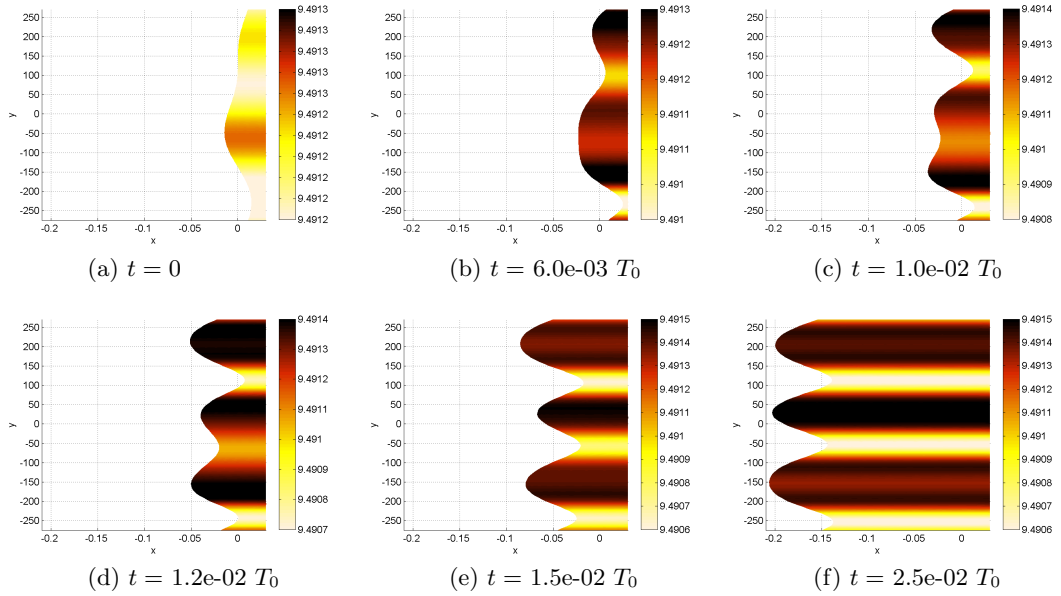


FIGURE 9.4. As in Fig. 9.3, with initial datum (ii). After a transition period (a) to (e), the char pattern develops into *three* elongated fingers without tip-splitting (f).

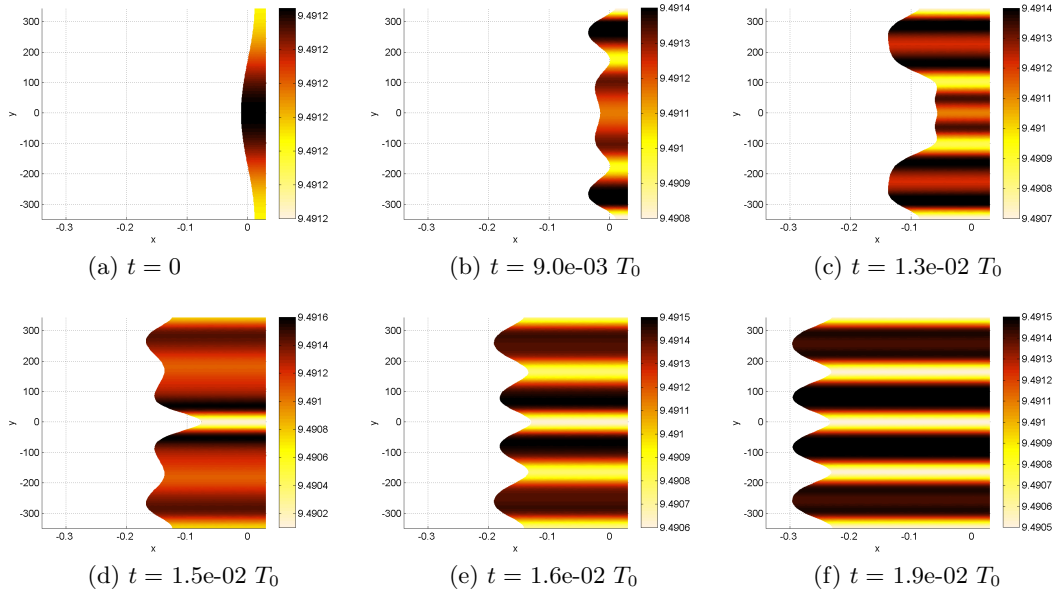
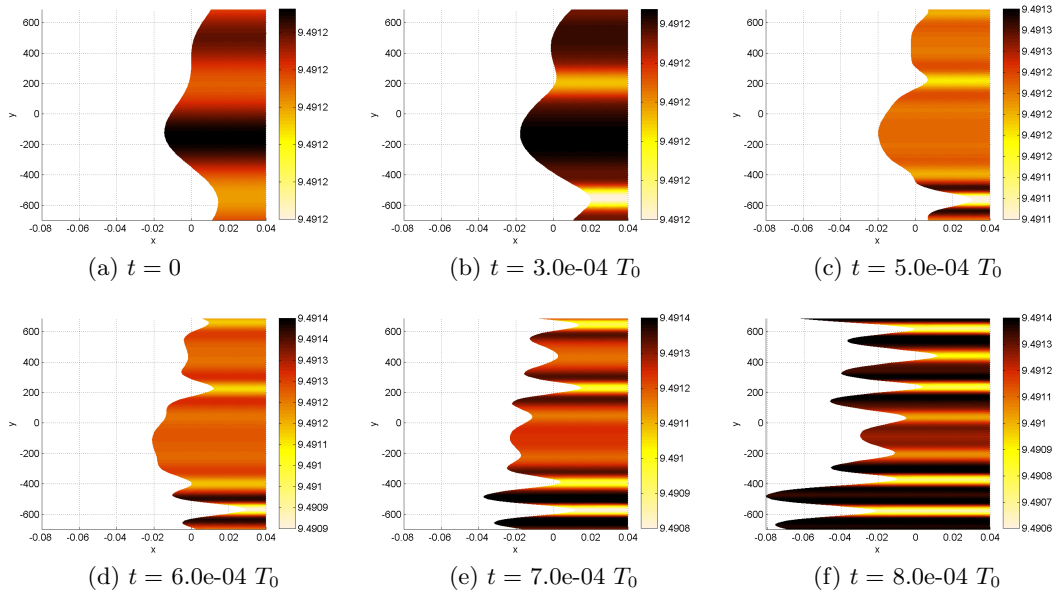


FIGURE 9.5. Again as in Fig. 9.1, with larger $\beta = 100$. After a transition period (a) to (e), the char pattern develops into *four* elongated fingers without tip-splitting (f).



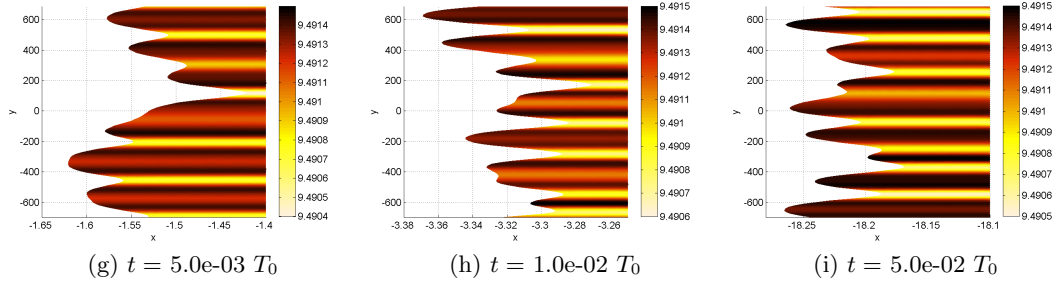


FIGURE 9.6. Two-dimensional evolution of the char Σ at different times. Here $\beta = 400$, $U = 0.9$, $\varepsilon = 0.01$. After a transition period (a) to (e), the char pattern develops into chaotic fingering with tip-splitting (f). Compared with previous figures, collage of chaotic fingering patterns shown in (g), (h) and (i) exhibits a richer dynamics.

The following figures are the analogue of Fig. 6.3 of Part I: we illustrate the relation between the flame front, the temperature and the char.

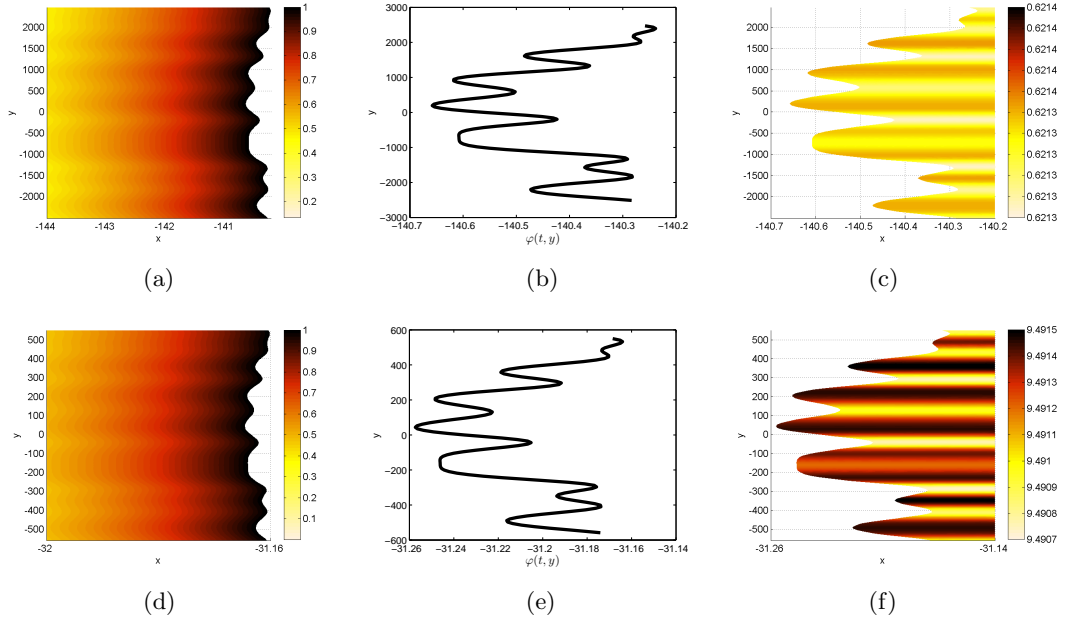


FIGURE 9.7. Two-dimensional profile of the flame structure at $t = 0.2T_0$. (a) and (d): temperature, (b) and (e): flame front, (c) and (f): char pattern, respectively for $U = 0.2$ (top) and 0.9 (bottom). Here $\beta = 256$ and $\varepsilon = 0.01$. The temperature is represented in the “fresh” side $x \leq \varphi(t, y)$, whereas the char pattern lies in the “burnt” side $x \geq \varphi(t, y)$.

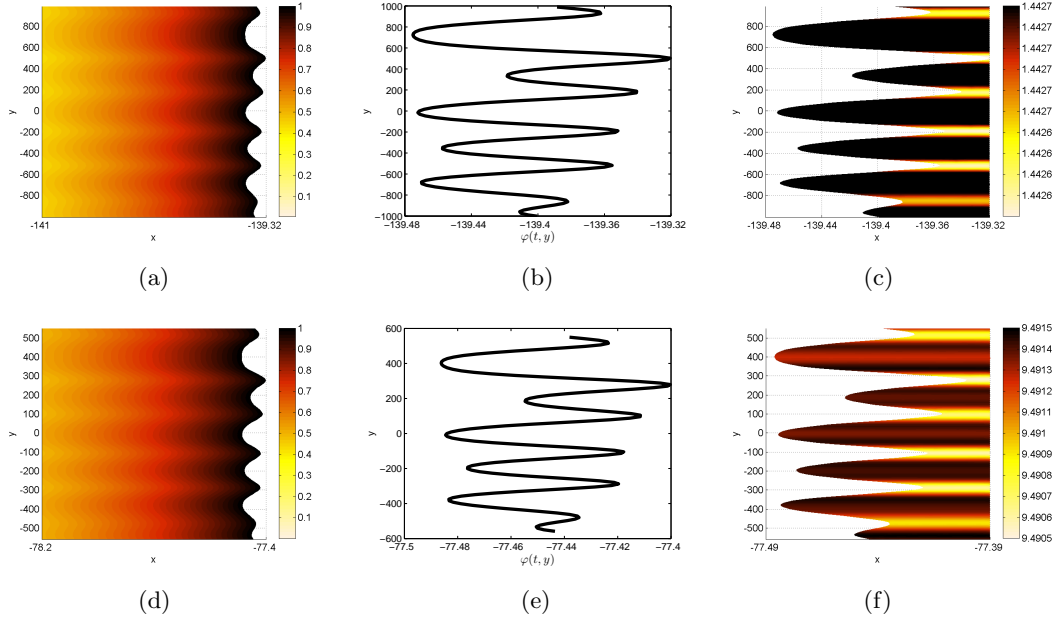


FIGURE 9.8. As in Fig. 9.7, two-dimensional profile of the flame structure at $t = 0.5 T_0$. (a) and (d): temperature, (b) and (e): flame front, (c) and (f): char pattern, respectively for $U = 0.5$ (top) and 0.9 (bottom).

Finally, in Fig. 9.9, we show the evolution of the char $\Sigma(t, 0, y)$ at the front with $\beta = 400$, and afterwards for different values of U in Fig. 9.10. It is interesting to remark that these figures are very similar to Fig. 1.1(d), observed by Zik and Moses [36].

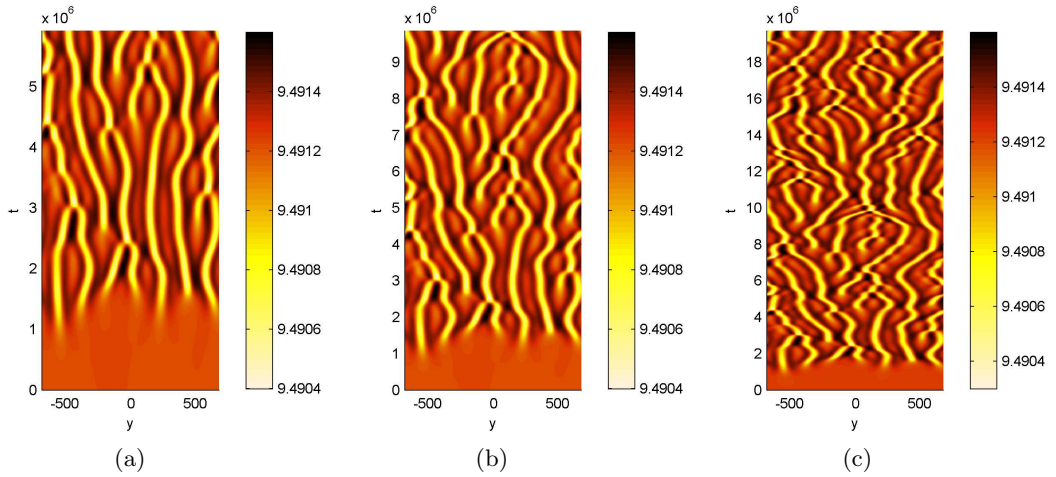


FIGURE 9.9. Char pattern at the flame front, for different time scales. Here $\beta = 400$, $U = 0.9$, $\varepsilon = 0.01$. Propagation from bottom to top. Lighter colors correspond to more advanced parts of the char at the flame front.

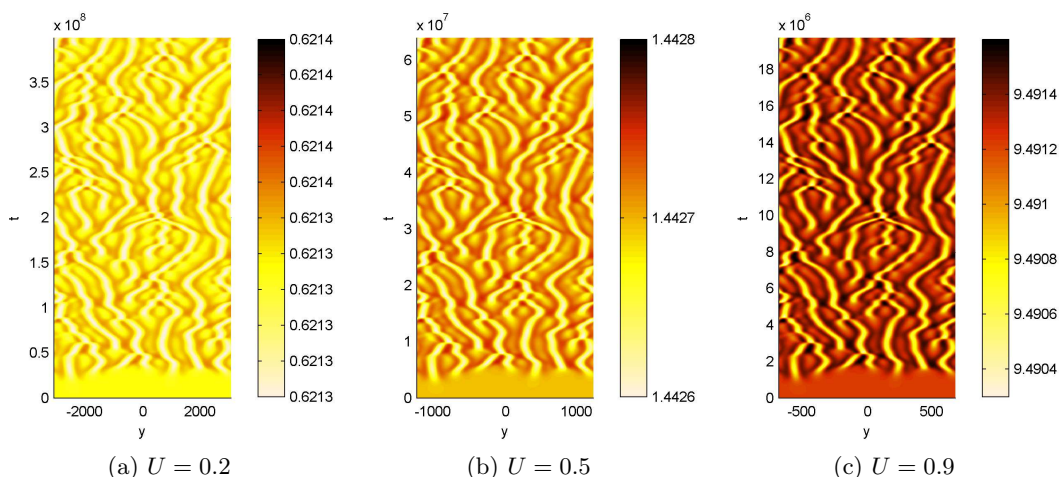


FIGURE 9.10. Evolution of the char at the flame front for different values of U and $\beta = 400$, $\varepsilon = 0.01$.

REFERENCES

- [1] Baconneau, O., Brauner, C.-M. and Lunardi, A., Computation of bifurcated branches in a free boundary problem arising in combustion theory, *M2AN*, **34**, 2000, 223–239.
- [2] Brailovsky, I. and Sivashinsky, G. I., On stationary and travelling flame balls, *Combust. Flame*, **110**, 1997, 524–529.
- [3] Brauner, C.-M., Frankel, M. L., Hulshof, J., Lunardi, A. and Sivashinsky, G. I., On the κ - θ model of cellular flames: existence in the large and asymptotics, *Discrete Contin. Dyn. Syst. Ser. S*, **1**, 2008, 27–39.
- [4] Brauner, C.-M., Frankel, M. L., Hulshof, J. and Sivashinsky, G. I., Weakly nonlinear asymptotics of the κ - θ model of cellular flames: the Q-S equation, *Interfaces Free Bound.*, **7**, 2005, 131–146.
- [5] Brauner, C.-M., Hu, L. and Lorenzi, L., Asymptotic analysis in a gas-solid combustion model with pattern formation, *Chin. Ann. Math. Ser. B*, **34**, 2013, 65–88.
- [6] Brauner, C.-M., Hu, L. and Lorenzi, L., in preparation.
- [7] Brauner, C.-M., Hulshof, J., Lorenzi, L. and Sivashinsky, G. I., A fully nonlinear equation for the flame front in a quasi-steady combustion model, *Discrete Contin. Dyn. Syst. Ser. A*, **27**, 2010, 1415–1446.
- [8] Brauner, C.-M., Lorenzi, L., Sivashinsky, G. I. and Xu, C.-J., On a strongly damped wave equation for the flame front, *Chin. Ann. Math. Ser. B*, **31**, 2010, 819–840.
- [9] Brauner, C.-M. and Lunardi, A., Instabilities in a two-dimensional combustion model with free boundary, *Arch. Ration. Mech. Anal.*, **154**, 2000, 157–182.
- [10] Brauner, C.-M. and Lunardi, A., Bifurcation of nonplanar travelling waves in a free boundary problem, *Nonlinear Analysis: Theory, Methods & Applications*, **44**, 2001, 247–261.
- [11] Brauner, C.-M., Lunardi, A. and Schmidt-Lainé, Cl., Multi-dimensional stability analysis of planar travelling waves, *Appl. Math. Lett.*, **7**, 1994, 1–4.
- [12] Brauner, C.-M., Noor Ebad, S. and Schmidt-Lainé, Cl., Nonlinear stability analysis of singular travelling waves in combustion: a one-phase problem, *Nonlinear Analysis*, **16**, 1991, 881–892.
- [13] Buckmaster, J., Edge-flames and their stability, *Combust. Sci. Technol.*, **115**, 1996, 41–68.
- [14] Buckmaster, J., Clavin, P., Linan, A., Matalon, M., Peters, N., Sivashinsky, G., Williams, F. A., Combustion theory and modeling, *Proc. Combust. Inst.*, **30**, 2005, 1–19.
- [15] Buckmaster, J. D. and Ludford, G. S. S., *Theory of Laminar Flames*, Cambridge, New York, 1982.
- [16] Hyman, J. M. and Nicolaenko, B., The Kuramoto-Sivashinsky equation: a bridge between PDEs and dynamical systems, *Phys. D*, **18**, 1986, 113–126.
- [17] Ijiomaa, E. R., Munteanu, A. and Ogawaa, T., Pattern formation in reverse smouldering combustion: a homogenisation approach, *Combust. Theor. Model.*, **17**, 2013, 185–223.

- [18] Ikeda, K. and Mimura, M., Mathematical treatment of a model for smoldering combustion, *Hiroshima Math. J.*, **38**, 2008, 349–361.
- [19] Kagan, L. and Sivashinsky, G. I., Pattern formation in flame spread over thin solid fuels, *Combust. Theor. Model.*, **12**, 2008, 269–281.
- [20] Lorenzi, L., A free boundary problem stemmed from combustion theory. I. Existence, uniqueness and regularity results, *J. Math. Anal. Appl.*, **274**, 2002, 505–535.
- [21] Lorenzi, L., A free boundary problem stemmed from combustion theory. II. Stability, instability and bifurcation results, *J. Math. Anal. Appl.*, **275**, 2002, 131–160.
- [22] Lu, C. and Yortsos, Y. C., Pattern formation in reverse filtration combustion, *Phys. Rev. E*, **72**, 2005, 036201.
- [23] Lunardi, A., *Analytic Semigroups and Optimal Regularity in Parabolic Problems*, Birkhäuser, Basel, 1995.
- [24] Matkowsky, B. J. and Sivashinsky, G. I., An asymptotic derivation of two models in flame theory associated with the constant density approximation, *SIAM J. Appl. Math.*, **37**, 1979, 686–699.
- [25] Shen, J. and Tang, T., *Spectral and High-Order Method with Application*, Science Press, Beijing, 2006.
- [26] Shen, J., Tang, T. and Wang, L.L., *Spectral Methods: Algorithms, Analysis and Applications*, Springer, 2011.
- [27] Sivashinsky, G. I., On flame propagation under conditions of stoichiometry, *SIAM J. Appl. Math.*, **39**, 1980, 67–82.
- [28] Sivashinsky, G. I., Instabilities, pattern formation and turbulence in flames, *Ann. Rev. Fluid Mech.*, **15**, 1983, 179–199.
- [29] Sivashinsky, G. I., Some developments in premixed combustion modeling, *Proc. Combust. Inst.*, **29**, 2002, 1737–1761.
- [30] Temam, R., *Infinite-Dimensional Dynamical Systems in Mechanics and Physics*, Applied Mathematical Sciences **68**, 2nd ed., Springer-Verlag, New York, 1997.
- [31] Weber, R. O., Mercer, G. N., Gray, B. F. and Watt, S. D., *Modeling in Combustion Science*, (J. Buckmaster and T. Takeno, eds) Lecture Notes in Physics, **449**, Springer-Verlag, Berlin, 1995.
- [32] Williams, F. A., The role of theory in combustion science, *Proc. Combust. Inst.*, **24**, 1992, 1–17.
- [33] Zeldovich, Y. B. and Frank-Kamenetsky, D. A., A theory of thermal propagation of flame, *Acta Physicochim URSS*, **9**, 1938, 341–350.
- [34] Zik, O. and Moses, E., Fingering instability in solid fuel combustion: the characteristic scales of the developed state, *Proc. Combust. Inst.*, **27**, 1998, 2815–2820.
- [35] Zik, O. and Moses, E., Fingering instability in combustion: an extended view, *Phys. Rev. E*, **60**, 1999, 518–531.
- [36] Zik, O., Olami, Z. and Moses, E., Fingering instability in combustion, *Phys. Rev. Lett.*, **81**, 1998, 3868–3871.

SCHOOL OF MATHEMATICAL SCIENCES, XIAMEN UNIVERSITY, 361005 XIAMEN, CHINA
E-mail address: linahu@stu.xmu.edu.cn

SCHOOL OF MATHEMATICAL SCIENCES, XIAMEN UNIVERSITY, 361005 XIAMEN, CHINA, AND INSTITUT DE MATHÉMATIQUES DE BORDEAUX, UNIVERSITÉ DE BORDEAUX, 33405 TALENCE CEDEX, FRANCE
E-mail address: cmbrauner@gmail.com, claude-michel.brauner@u-bordeaux.fr

SCHOOL OF MATHEMATICAL SCIENCES, XIAMEN UNIVERSITY, 361005 XIAMEN, CHINA, AND DEPARTMENT OF MATHEMATICS, PURDUE UNIVERSITY, WEST LAFAYETTE, INDIANA 47907, USA
E-mail address: shen@math.purdue.edu

SCHOOL OF MATHEMATICAL SCIENCES, TEL AVIV UNIVERSITY, 69978 TEL AVIV, ISRAEL.
E-mail address: grishas@post.tau.ac.il