



HAL
open science

Dynamic modelling of HCV transmission among drug users: a methodological review

Anthony Cousien, Viet Chi Tran, Sylvie Deuffic-Burban, Marie Jauffret-Roustide, Jean-Stephane Dhersin, Yazdan Yazdanpanah

► To cite this version:

Anthony Cousien, Viet Chi Tran, Sylvie Deuffic-Burban, Marie Jauffret-Roustide, Jean-Stephane Dhersin, et al.. Dynamic modelling of HCV transmission among drug users: a methodological review. 2013. hal-00921544v1

HAL Id: hal-00921544

<https://hal.science/hal-00921544v1>

Preprint submitted on 20 Dec 2013 (v1), last revised 9 Feb 2015 (v2)

HAL is a multi-disciplinary open access archive for the deposit and dissemination of scientific research documents, whether they are published or not. The documents may come from teaching and research institutions in France or abroad, or from public or private research centers.

L'archive ouverte pluridisciplinaire **HAL**, est destinée au dépôt et à la diffusion de documents scientifiques de niveau recherche, publiés ou non, émanant des établissements d'enseignement et de recherche français ou étrangers, des laboratoires publics ou privés.

DYNAMIC MODELLING OF HCV TRANSMISSION AMONG DRUG USERS: A METHODOLOGICAL REVIEW

Anthony Cousien^{1,2}, Viet Chi Tran³, Sylvie Deuffic-Burban^{1,2,4}, Marie Jauffret-Roustide^{5,6},
Jean-Stéphane Dhersin⁷, Yazdan Yazdanpanah^{1,2,8}

¹IAME, UMR 1137, INSERM, F-75018 Paris, France

²IAME, UMR 1137, Univ Paris Diderot, Sorbonne Paris Cité, F-75018 Paris, France

³Laboratoire Paul Painlevé UMR CNRS 8524, UFR de Mathématiques, Université des
Sciences et Technologies Lille 1, Cité Scientifique, Villeneuve d'Ascq, France

⁴Inserm U995, Université Lille 2 – Lille Nord de France, Lille, France

⁵Institut de Veille Sanitaire, Saint-Maurice, France

⁶CERMES3: Centre de Recherche Médecine, Sciences, Santé, Santé Mentale et Société, UMR
CNRS 8211 (INSERM U988 Université Paris Descartes, Ecole des Hautes Etudes en Sciences
Sociales), Paris, France

⁷Université Paris 13, Sorbonne Paris Cité, LAGA, CNRS, UMR 7539, F-93430, Villetaneuse,
France

⁸Service des Maladies Infectieuses et Tropicales, Hôpital Bichat Claude Bernard, Paris,
France

Corresponding author

Anthony Cousien, ATIP-Avenir, Inserm U995, Parc Eurasanté, 152 rue du Professeur Yersin,
59120 Loos, France ; anthony.cousien@gmail.com
Tel: 33 (0)3 20 44 59 62; Fax: 33 (0)3 20 96 86 62

ABSTRACT

Equipment sharing among injecting drug users (IDUs) is a key risk factor in infection by hepatitis C virus (HCV). Both the effectiveness and cost-effectiveness of interventions aimed at reducing HCV transmission in this population (such as opioid substitution therapy, needle exchange programs or improved treatment) are difficult to evaluate using field surveys. Ethical issues and complicated access to the IDU population make it difficult to gather epidemiological data. In this context, mathematical modelling of HCV transmission is a useful alternative for comparing the cost and effectiveness of various interventions. Several models have been developed in the past few years. They are often based on strong hypotheses concerning the population structure. This review presents compartmental and individual-based models in stochastic and deterministic frameworks in order to underline their strengths and limits in the context of HCV infection among IDUs. The final section discusses the main results of the papers.

KEYWORDS

Antiviral treatment; dynamic modelling; harm reduction policies; hepatitis C; injecting drug users; vaccination

INTRODUCTION

In northern countries, injecting drug users (IDUs) are the main population at risk of infection with hepatitis C virus (HCV), with a prevalence ranging between 15% and 90% (1). The risk of HCV transmission is high for all drug-equipment sharing that can lead to blood contact: injection equipment (syringes, cotton or cups (2)), straws (3) and crack pipes (4).

Risk reduction measures have been taken to reduce HIV and HCV transmission among IDUs. These measures have focused mainly on opioid substitution treatments such as methadone and buprenorphine, and on needle exchange programs (5). However, other measures are possible. Indeed, some European countries have financed and launched supervised injection and needle exchange programs in prisons (6). Moreover, the landscape of therapy for HCV infection, where treatment was suboptimal until recently, is rapidly changing. More efficient and tolerable treatment strategies have become available. Pevir-containing regimens – already available – have significantly increased the chances of a sustained virologic response (SVR, i.e. undetectable levels of HCV for an extended period of time) for patients infected with genotype 1 HCV, the most prevalent HCV genotype in western Europe and North America among IDUs (5, 7). Using these combinations, for patients treated for the first time, the SVR rate for genotype 1 reaches 70-75% vs. 50% for treatments with pegylated interferon and ribavirin (8-12). Other, more effective pan-genotypic drugs that are used orally and may be prescribed for a shorter duration are at advanced stages of development (13). Given that non-viremic patients (i.e. those with a SVR) cannot transmit the infection (14), we are now considering the use of treatment as a means of preventing transmission of HCV in this population (« treatment as prevention »).

However, the implementation of harm reduction programs (HRP), like needle exchange programs, and the use of these new treatments to avoid transmission imply additional costs.

For optimal use of available resources, it is important to evaluate the effectiveness and cost-effectiveness of these strategies. For this purpose, clinical studies and traditional epidemiological studies such as historical comparisons, cohorts and/or case-control studies encounter problems of feasibility, cost and time, especially in the IDU population, which is difficult to reach. Mathematical modeling is an alternative; indeed, it may enable an estimation of the efficiency and cost of multiple strategies of harm reduction, screening and treatment effects upon HCV transmission within a short period of time. The main goal of the present article is to review mathematical models used to simulate transmission of HCV among IDUs, and to evaluate their pros and cons.

The first section briefly summarizes reviews of the literature. The second describes compartmental models and their properties. The third section describes individual-based models and their properties. In the fourth section, we examine deterministic and stochastic models. The final section presents results obtained and recommendations for public health policies.

SEARCH STRATEGY AND SELECTION CRITERIA

The aim of the review was to identify dynamic mathematical models used for transmission of HCV among IDUs in the literature and to evaluate their strengths and limits. Eligible studies had to satisfy two conditions: 1) describe a dynamic mathematical model for transmission of HCV; and 2) study a population of IDUs. In accordance with Cochrane collaboration guidelines (15), we conducted our search in the Medline database using the keywords *mathematical*, *model*, *hepatitis C* and *drug user* and variations of these words. Our review takes into account the bibliographies of all identified publications and includes all items found until November 2013.

RESULTS

We selected 37 of the retrieved articles that fulfilled the above criteria (16-52). The modeled populations were mainly from the United Kingdom (16-21, 24, 25, 35, 36, 41, 44, 45, 49, 52), Australia (26, 30, 31, 33, 34, 41, 47, 48). Two articles involved analyses in developing countries: that of Durier *et al.* studied a population of IDUs in Vietnam (23), while Vickerman *et al.* examined a population of IDUs in Pakistan (22).

The main objectives of these studies were: (i) to present a model of transmission of HCV and provide analytical results concerning the mathematical properties of the model (28, 35-38, 50); (ii) to evaluate the impact of HRP (on the prevalence, incidence, number of infections and QALY gained) (19, 20, 22, 23, 25, 29, 33, 36-39, 45, 47, 48, 50, 51), (iii) to compare epidemics dynamic of HCV and HIV infections (1, 21, 22, 27, 28, 33, 39, 40, 42, 43, 51); (iv) to evaluate the impact of treatment of HCV infection on transmission (16, 17, 23, 27, 34, 41, 45-47, 49) and cost (18, 41); and (v) to evaluate the impact of potential HCV vaccination strategy (30, 32, 48). Objectives and main results of these articles are detailed in Table 1. Mathematical models used in the articles were divided into two categories: compartmental models and individual-based (or agent-based) models (IBMs). The assumptions underlying the two models and their strengths and weaknesses are presented in the following sections.

COMPARTMENTAL MODELS

Description

Compartmental models were the most frequently used class of models for HCV epidemic simulation among IDUs; i.e. 32 of the 37 articles in our review (see Table 1). They considered transmission of HCV infection at the macroscopic scale, dividing the population into compartments corresponding to different states of the infection process: susceptible,

infectious, recovered, etc. (53, 54). Subjects moved from one state to another at dynamic transition rates.

A simple example applicable to HCV infection among IDUs, is the susceptible-infectious-susceptible (SIS) model in Figure 1 (55). This is a two-compartment model that corresponds to a disease in which re-infection after recovery is possible (i.e. no immunity). An individual is either susceptible to being infected (compartment S) or infectious, i.e. able to transmit the disease (compartment I).

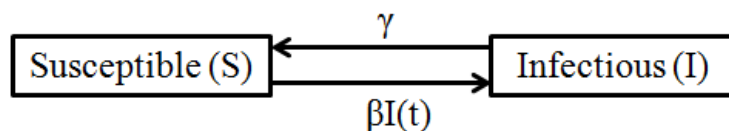


Figure 1 Schematic representation of a SIS compartmental model with individual transition rates. The model divides the population into two compartments: susceptible and infectious. At time t , $S(t)$ is the number of susceptible persons and $I(t)$ the number of infectious persons. Each susceptible becomes infectious at a rate of $\beta I(t)$, and each infectious reverts to susceptible at rate γ .

For a constant population of size N , we denote by $S(t)$ and $I(t)$ the respective sizes of the susceptible and infectious populations. β corresponds to the rate of contact with an infectious person that lead to transmission.

Pollack used a similar model in 2001 (37, 38, 50). However, authors frequently introduce new elements to adapt the model to the necessity of each analysis. As an additional compartment to capture acute hepatitis C (19, 21-23, 26, 27, 32, 35, 36, 39-44, 51) for taking into account the possibility of spontaneous recovery during that period, which occurs in 25% to 30% of infections (56). Some authors included in their model the uncertain possibility of immunization (57) of previously infected IDUs against re-infection (16, 17, 21, 22, 34-36,

44). In another approach, Esposito *et al.* added compartments to model the use of intravenous drugs as an epidemic linked to the HCV epidemic (29).

Limits

Compartmental models cannot satisfactorily take into account certain intrinsic characteristics of HCV transmission among IDUs. First, the number of covariates differentiating individuals are limited. The same transition rates are applied to a whole that is presumed to be *homogeneous*. The only characteristic of an individual is the compartment in which he/she is located. Secondly, the infection rate is based upon the hypothesis that the population is *totally mixed*, in the sense that each susceptible individual can potentially be infected by any infectious person: the infection rate for susceptible individuals $\beta I(t)$ increases with the number of infected people in the population.

IDUs have highly variable risks of infection because of differences in injection frequency, numbers of syringe sharing and number of sharing partners (58). In addition, because of different treatment efficiencies based on HCV genotypes, recovery rates from HCV infection are different. The above hypotheses might be inappropriate in the case of HCV infection among IDUs, the lack of flexibility of the compartmental models in terms of population heterogeneity leading to neglect this variability. In 2001, Pollack had already underline that, while a simple model enables obtaining several important results, a heterogeneous totally mixed population implies biases in the estimation of the effectiveness of HRP and does not enable to assess effectiveness of targeting interventions (37, 38, 50). Stratification of the population into different risk groups is a solution for taking into account heterogeneity of IDUs (19-23, 26, 27, 29, 36, 39-43, 51). Vickerman *et al.* considered 3 levels of risk corresponding to no syringe sharing, low- and high-frequency syringe sharing (19-21). Matser *et al.* stratified their model by HIV status (27). Corson *et al.* structured their population by

experience at injection: recent injectors were more likely to be infected than experienced injectors (36). Zeiler *et al.* aimed at estimating the impact of methadone maintenance programs and structured their population by methadone intake (26).

However, this possibility is limited by the number of new compartments introduced. Indeed, stratification of the population is equivalent to introducing different compartments for each group. Taking into account numerous risk factors may be problematic. The following characteristics are known to impact HCV transmission and treatment success: time since first injection; risk of transmission that is higher in recent frequent injectors (59); substitution therapy with reduced risk of transmission from those who receive substitution (60); gender, since the spontaneous recovery rate is higher in women (61); HIV-HCV co-infection, associated with lower treatment success (62).

The hypothesis of a *totally mixed* population (or random mixing) is also poorly suited for describing infectious contacts with a blood-borne pathogen among IDUs. It has been shown that IDUs share their injection material with a restricted group of injection partners. Wylie *et al.* found that IDUs in Canada have few other IDUs in their individual network: a median of 3.5 was found for a period of 30 days (58). Brewer *et al.* found a mean number of 18 injecting partners (not necessarily involving syringe/needle sharing) during a 12-month period of presumed HCV infection among HCV-positive IDUs in Seattle (63). Sacks-Davis *et al.* reported, in Melbourne, a median number of 3 injection partners/IDU, with a median duration of 3 years for a partnership, and they found that HCV phylogeny was associated with the injection network (64). These results imply that the number of potential infectious contacts is restricted to a small group for each infected IDU, which slows transmission of the virus in the population. Authors who used compartmental models and who stratified their population sometimes included *assortative mixing*: they varied the mixing of the different risk groups

(40-42). However, this solution does not enable taking into account small subgroups at the individual or community scale, but only groups at a population scale.

IBMs can help modelers to incorporate these two assumptions via more realistic (though more complex) modeling techniques.

INDIVIDUAL-BASED MODELS

Description

Individual-based models simulate the patient's trajectory at an individual level, so that we can attach to each of them a specific set of characteristics (age, gender, alcohol consumption, frequency of risk-taking, etc.), on which the different transition rates may (65-67).

For HCV epidemic modeling among IDUs, only a few authors have used IBMs. Mather *et al.* consider a model taking into account isolated groups of individuals with possible immunization of individuals (48). De Vos *et al.* developed a model taking into account HCV and HIV infections in which mortality and transmission of viruses were based on individual characteristics: age, time since the first injection and time since infection (39). Hahn *et al.* developed an IBM to take into account different behaviors and levels of risk exposure in the population (30). The authors distinguished two at-risk practices: risky needle sharing (RNS) and ancillary equipment sharing (AES); the probability of infection varied based on the level of risk exposure (corresponding to frequencies of RNS and AES) and HCV stage of the partner (higher infectivity during acute infection). For each sharing event, a sharing partner was randomly assigned within the population: authors assumed that there was a high turnover of sharing partners in the population, so each sharing event could occur with any other IDU in the population. This method is equivalent to considering a totally mixed population.

IBMs may generalize the random mixing assumption but by assigning to each individual a group of specific partners. Only individuals directly in contact with one or more infectious

individuals may be infected, and the risk varies with the number of infectious contacts. To implement this type of analysis, we need to model the network of infectious contacts of IDUs, that is, the network of material sharing. Hutchinson *et al.* and Rolls *et al.* presented IBMs that took into account the social network of the population (25, 31, 47).

Modeling contact network

The network of contacts can be represented by a graph, *i.e.* a set of vertices representing individuals and interconnected by a set of edges representing potentially infectious contacts between them (Figure 2).

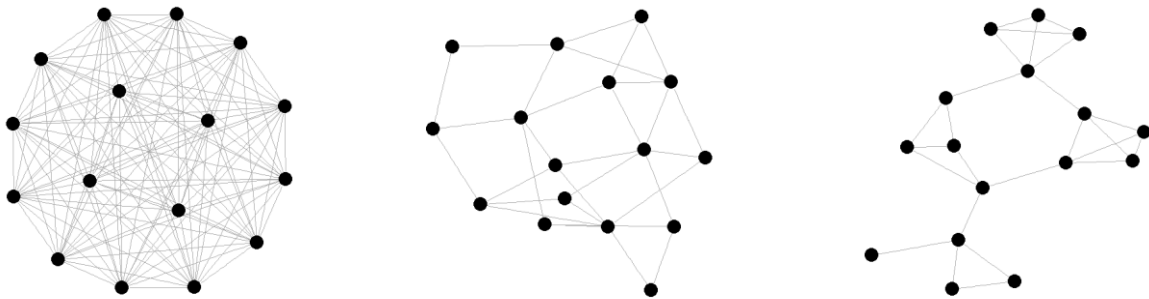


Figure 2 Examples of a graph. The left graph represents a totally connected population of size 16. The middle graph represents a population with selective relationships between individuals. The right graph represents a population with community structure.

Various social network models have been described in the literature ((68) and therein). The choice of these models depends on the expected characteristics of the simulated population. Some simple graphs which are easily implemented have unrealistic characteristics and neglect major aspects of the social structure because they are based only on individual information like the *degree*, which is, for each person, the degree is the number of individuals in contact with that person in the network. For example, the *configuration model* is constructed from a

chosen degree distribution (69, 70). Following this distribution, a degree is attributed to each member of the population, giving a semi-edge to each individual. Each semi-edge is then connected to another at random. Hutchinson *et al.* use this kind of model (25). The number of partners for the IDU i is $X_i + 1$, with X_i generated by a geometric probability distribution, i.e. $P(X_i = k) = (1 - p)^{k-1}p$. This distribution was suggested by data on the distribution of degree in a population of IDUs in Glasgow at the beginning of the 90's.

Hutchinson *et al.* use a dynamic network model: there is a turnover of sharing partners for each individual each year. Indeed, in a real population of IDUs, the contact pattern may change: the identities of the different sharing partners change over time as relationships between IDUs evolve (25). A static network model, with identities of sharing partners fixed over time, may miss a crucial aspect of the social network. A static network may be a good approximation if contacts change at a slow rate relative to epidemic dynamics. Inversely, if contacts change quickly relative to the spread of the disease, then the dynamic effects cannot be neglected (71).

Such graphs models only use local information, e.g. the degree, which can be obtained relatively easily using traditional epidemiological studies, by requesting the number of sharing partners or injection partners for each participant. To take more realistic structures into account, more complex models such as *intersection graph models* (72, 73), *household graph models* (74, 75) and *stochastic block models* (76) have been proposed. The latter are difficult to calibrate due to the need for information on the global topography of the network. We may have to determine the size of the communities and the probability of connection between individuals of the same group and between individuals of different groups, etc. We cannot obtain such information through traditional studies: independent sampling of the individuals provides only information about the personal networks of the participants. To catch the global topography of the network, we must use specific methodologies such as

chain-referral sampling used by Friedman *et al.* to study the network of a population of IDUs in New York City (77). In such surveys, new participants are recruited by previous participants among partners. The final result is a subgraph of the populations' network. Rolls *et al.* applied an IBM to a real network of 258 IDUs in Melbourne, obtained by using *chain-referral sampling* (31). In a more recent paper, they calibrated an exponential random graph model on these data (47). This approach enabled the authors to obtain a very realistic network structure. However, it was limited to a small sample due to the difficulty in tracing the contact network of different IDUs. They compared results of their model with the empiric network and with a fully connected network (equivalent of the totally mixed hypothesis of compartmental models) (31). They found that time to infection was shorter in a fully connected network, indicating that the structure of the network highly impacts output in HCV transmission.

STOCHASTIC AND DETERMINISTIC APPROACHES

The various models in the previous sections can describe a stochastic or deterministic evolution of the HCV.

The stochastic approach can be modeled by considering the process as a chain of events (infections, recovery, etc.) occurring at random times among individuals. At each event, the transition that occurs is determined by probabilities ensuring the respect of the global transition rates. This approach takes into account the randomness of durations of the different health stages in the population.

When dealing with a large populations, averaging of randomness leads to determinist evolutions that can be described by ordinary differential equations (54). For example, the evolution of the number of infected people for a compartmental SIS model without demographic effects (birth or death) is given by the following differential equations (55):

$$\frac{dI(t)}{dt} = \beta I(t)S(t) - \gamma I(t) \quad (1)$$

$$\frac{dS(t)}{dt} = -\beta I(t)S(t) + \gamma I(t) \quad (2)$$

$dS(t)/dt$ and $dI(t)/dt$ correspond, respectively, to the instantaneous variation in the number of susceptible and infectious individuals at time t .

Conversely, stochasticity can be modeled by adding noise to the deterministic equations shown above.

In 1991, Ball provided an overview of the advantages and disadvantages of these two approaches for modeling epidemics (78). The differential equations often admit unique solutions for fixed sets of parameters and initial conditions, and these solutions can be approximated by numerical methods. Exact simulations are usually available for stochastic models, in the sense that no numerical approximation is needed and what is simulated has the exact distribution. Moreover, the spread of an epidemic intrinsically depends on random events at an individual level, and the simulations from IBMs give individual trajectories and thus allow statistical exploitation of individual results.

For small groups, variability in the trajectory for the epidemic may be observed, and some of these groups will behave differently from the solution of differential equations. Figure 3 shows the result obtained for a group of 100 persons with only 1 infected individual at time $t=0$. Stochastic simulations reflect the difficulty that the epidemic sometimes has in taking off with a few initial infected subjects: the trajectory shapes are similar, but there is sometimes a random lag at the beginning (see **Figure 3**).

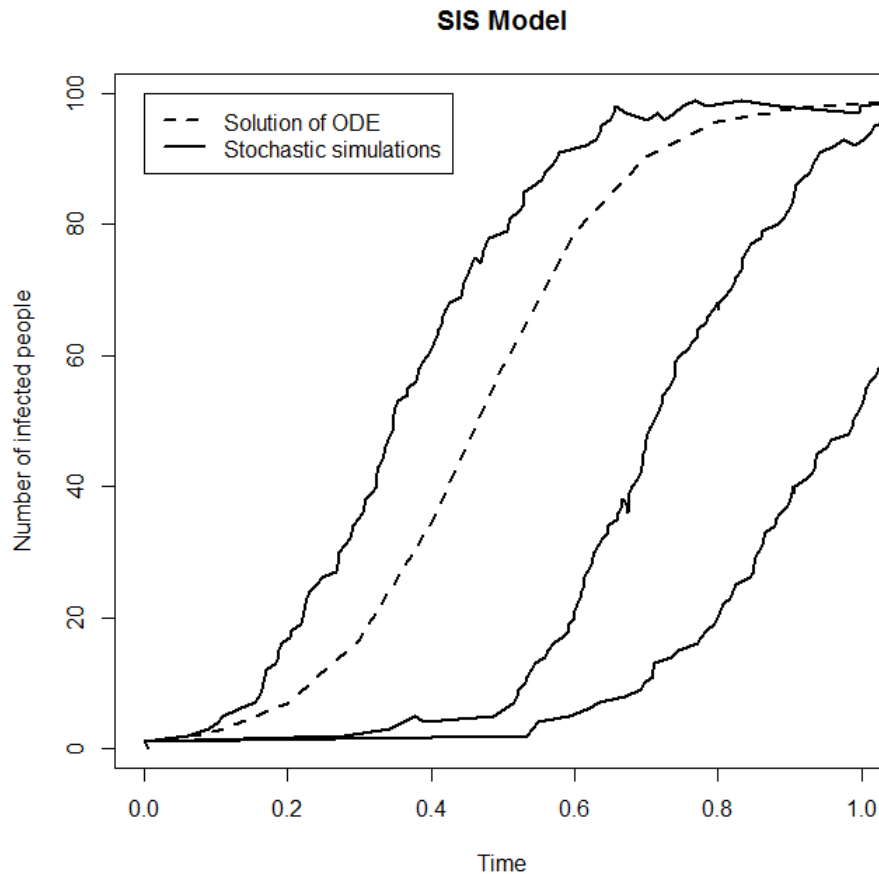


Figure 3 Evolution of the number of infected people in a population of 100 individuals, with 1 infected individual at time $t=0$. The model is a SIS-model with $\beta=0.1$ and $\gamma=0.1$. The dotted line represents the solution obtained in a deterministic framework, while the plain lines represent simulations of the stochastic framework.

Modeling of HCV transmission among IDUs in northern countries seems to be in adequacy with the assumptions necessary for a deterministic approach, i.e. a relatively large population with a high risk of transmission. Indeed, 27 of the 37 articles took into account deterministic differential equations to study their model. The populations considered in the articles reported in Table 1 were usually large, i.e. more than 1,000. However, real populations of IDUs are subdivided into small groups of injecting partners for which a deterministic approximation must be subject to caution. The infection could spread rapidly within a group, but might not necessarily pass from one group to another.

MAIN RESULTS OF THE REVIEWED PAPERS

The objectives of articles on HCV transmission among IDUs are numerous. However, important results consistently emerge.

Vaccination

The potential effect of a vaccination against HCV was evaluated in three articles. Mather *et al.* showed that even immunizing half the population with a vaccine which has an 80% efficacy has a significant impact on the spread of infection (48). For Dontwi *et al.*, potential vaccination must be carried out early and should cover a large portion of the population so as to significantly reduce the force of infection (32). Hahn *et al.* tested scenarios that specifically target certain individuals in the population (30). They found that vaccination is most effective when it targets high-risk individuals (with more frequent risk-taking) without taking into account serological status, or when targeting HCV-seronegative persons.

Harm reduction policies

The first author to take an interest in estimating the impact of harm reduction by a model was Pollack, who examined a needle exchange program (37, 38, 50). His results suggested that, while such a program may have an impact and could potentially eradicate the infection, the cost quickly becomes prohibitive for highly transmissible infections like HCV. However, he suggested that the association of this program with a methadone maintenance therapy strategy would reduce transmission of the virus in the population and, as a consequence, decrease the cost of needle exchange programs. He stated that, for HCV, a combination of different strategies is necessary to significantly impact HCV transmission (38). However, he underlined that the absence of heterogeneous behavior and the totally-mixed hypothesis could impact the

results. Vickerman *et al.* also found that widespread sustained coverage of syringe sharing in the population (reduction > 40%) is necessary in order to obtain a significant reduction in prevalence after 10 years (22).

Hutchinson *et al.* estimated the impact of HRP on HCV transmission, by varying the size of sharing partner groups (25). For the period 1988-2000, they estimated that 4,500 infections would have been prevented in Glasgow with HRP. They also found that reducing the mean number of partners to one (*versus* between 2 and 3 partners in the baseline scenario) might prevent 5,300 infections during the same period (with this measure alone). Moreover, wide and sustained decrease of needle/syringe sharing would be necessary to have a similar impact on transmission (5,200 infections prevented): only 11% to 20% of IDUs should be authorized to share a needle/syringe during that period.

Some authors suggested that the target of these interventions could be optimized. Vickerman *et al.* suggested targeting recent injectors not reached by HRP and not already infected (19). They found that a significant reduction in prevalence could occur among recent IDUs (<4 years) with a reduction in sharing frequency <25%, although among experienced IDUs (>8 years), similar results would only occur with a reduction >50%. Similarly, Corson *et al.* suggested that interventions are most efficient during the first 5 years of the injecting career (36). Esposito *et al.* showed a delay of one year between the peak of drug use and the peak of prevalence for HCV, suggesting also that early interventions during the injecting drug career could significantly impact HCV transmission (29), suggesting also that early intervention during the intravenous drug career could significantly impact HCV transmission.

In the context of limited resources, De Vos *et al.* suggested that IDUs at low risk (i.e. less frequent syringe sharing) should be targets for HRP so as to maximize their impact (39). They questioned also whether the decrease in HCV incidence in Amsterdam since 1990 was related to HRP. They found that realistic results with their model could only be obtained in the

presence of HRP, but demographic changes in the IDU population primarily explained the decrease.

Impact of harm reduction strategies on HIV and HCV infection among IDUs

The impact of HRP upon HIV transmission is much stronger than upon HCV transmission (33). Coutin *et al.* and Pollack showed that the higher infectivity of HCV compared to HIV implied that greater effort is needed to significantly impact HCV transmission in their model (28, 38). Vickerman *et al.* estimated that reducing the injection risk by 30% would result in a reduction in the incidence/prevalence of 50%/28% for HIV and 37%/10% for HCV after 5 years (21). De Vos *et al.* found similar results (40). Murray *et al.* estimated the number of annual injection partners below which infections by material sharing were less likely to occur than infections by other sources to be 17 partners/year for HIV and 3 partners/year for HCV (33). They estimated the actual number of partner to be intermediate (≈ 6), which explains the success obtained against HIV and more questionable results for HCV.

Matser *et al.* estimated the importance of HIV as competing with mortality from HCV complications (i.e. how many IDUs do not die of HCV infection because they have already died from HIV infection). They found that this competing mortality explained in part the recent decrease in HCV-related mortality among drug users in Amsterdam (27).

HCV treatment

The impact of HCV treatment on transmission is considered to be effective despite the risk of reinfection (16, 17, 23, 27, 34). Some authors recommended specific targets and application modalities.

Zeiler *et al.* studied the impact of HCV treatment in Australia, taking into account methadone maintenance therapy (26). The main concern of that paper was to determine the optimal

distribution of treatment in the population. The results suggested treating active IDUs rather than IDUs under methadone maintenance therapy, with the hypothesis of equal adherence to treatment in the two groups. The conclusion would be reversed only if adherence by active IDUs was <44% of that of IDUs under methadone maintenance therapy. Also in Australia, Hellard *et al.* found that even a modest annual rate of treatment (25/1,000 IDUs) could have an impact on long-term HCV prevalence (50% decrease after 30 years)(34). Martin *et al.* found similar results for the United Kingdom (17): for a baseline prevalence of 20%, 40% and 60%, an annual treatment rate of 10/1,000 IDUs would achieve a reduction in prevalence of 31%, 13% and 7%, respectively after 10 years (17). Durier *et al.*, in Vietnam (with few HRP) found similar results (23). They estimated a strategy of treatment as prevention, and suggested treating early (during the first year) to avoid a maximum of infections.

In two articles, Martin *et al.* estimated the cost-effectiveness of HCV treatment in the United Kingdom (16, 18, 49). Their results showed that treating active IDUs and ex- or non-IDUs was cost-effective, but for a prevalence below 60%; treating active IDUs was more cost-effective because of avoided re-infection (18). This result remained valid even with a SVR rate in active IDUs that was 50% lower than that of ex- or non-IDUs (which may reflect lower adherence to treatment).

Martin *et al.* estimated the impact of a coming direct-acting antiviral, with treatment of shorter duration and easier to follow (41). They compared efficiency and cost in three different geographic settings: Edinburgh, Melbourne and Vancouver. The study showed that halving the prevalence would be extremely expensive, particularly in Melbourne and Vancouver where the prevalence is high. In these two settings, a sharp increase in treatment coverage would be necessary to significantly impact prevalence.

Finally, Rolls et al. targeted individual according to their neighbors on the social network (47). They found that treat primary and secondary contacts of infected IDUs is the most effective strategy.

CONCLUSION

To date, several different models have been used to study transmission of HCV among IDUs. Most of them were built to answer a specific question taking into account only the characteristics of IDUs that pertained to that question, and thus averaging the non-relevant characteristics. Specific points seem to recurrently emerge in these articles: the long-term effects of HRP and HCV treatment on HCV prevalence, the advantage of specifically targeting more risky IDUs (recent injectors, active IDUs or IDUs not on methadone maintenance therapy), and the importance of implementing these measures early (at the beginning of the injecting career for HRP, and at the beginning of chronic infection for treatment). However, more general models are needed to compare a combination of different strategies of risk reduction (needle exchange programs, substitution therapy), screening and treatment (efficacy of new treatments) (45). Mathematical modeling can enable evaluating the cost associated with those different strategies and guiding optimal resource allocation. Thus far, most models are compartmental and rely on strong assumptions. The development of more realistic models that include heterogeneous drug user populations (individual-based models on a social network) seems necessary but such models are still in preliminary stages (25, 30, 31, 39). One of the main difficulties lies in the lack of data for calibrating the model. Indeed, data are required concerning the risk of HCV transmission during an exchange, the frequency of material sharing, and--more difficult--social networks and their dynamics over time. As pointed out by Kretzschmar *et al.*, the construction of such models therefore requires multidisciplinary collaboration that includes clinical (transmission risk, treatment efficacy),

epidemiological (current state of infection, screening, treatment), mathematical (modeling) and sociological (social network characteristics among IDUs) components (79).

ACKNOWLEDGMENTS

We would like to express our gratitude to Camille Pelat for her helpful advices during the elaboration of this review.

STATEMENT OF INTERESTS

This study was funded by the French Agence Nationale de Recherche sur le Sida et les Hépatites virales (ANRS, <http://www.anrs.fr>), grant number 12376. This funding source had no involvement in the writing of the manuscript or the decision to submit it for publication.

SDB has received grants from Roche, Janssen-Cilag and Schering-Plough, and received consultancy honoraria from Abbvie, Gilead, Janssen, Merck and GlaxoSmithKline. YY received travel grants, honoraria for presentations at workshops and consultancy honoraria from Abbott, Bristol-Myers Squibb, Gilead, Merck, Roche, Tibotec and ViiV Healthcare.

None of the other authors report any association that might pose a conflict of interest.

ABBREVIATIONS

HCV: Hepatitis C virus

HRP: Harm reduction policies

IBM: Individual Based Model

IDU: injecting drug user

SVR: Sustained virological response

REFERENCES

1. Vickerman P, Hickman M, May M, Kretzschmar M, Wiessing L. Can hepatitis C virus prevalence be used as a measure of injection-related human immunodeficiency virus risk in populations of injecting drug users? An ecological analysis. *Addiction*. 2010 Feb;105(2):311-8.
2. Mathei C, Shkedy Z, Denis B, Kabali C, Aerts M, Molenberghs G, et al. Evidence for a substantial role of sharing of injecting paraphernalia other than syringes/needles to the spread of hepatitis C among injecting drug users. *J Viral Hepat*. 2006 Aug;13(8):560-70.
3. Aaron S, McMahon JM, Milano D, Torres L, Clatts M, Tortu S, et al. Intranasal transmission of hepatitis C virus: virological and clinical evidence. *Clin Infect Dis*. 2008 Oct 1;47(7):931-4.
4. Jauffret-Roustide M, Le Strat Y, Couturier E, Thierry D, Rondy M, Quaglia M, et al. A national cross-sectional study among drug-users in France: epidemiology of HCV and highlight on practical and statistical aspects of the design. *BMC Infect Dis*. 2009;9:113.
5. Trepo C, Pradat P. Hepatitis C virus infection in Western Europe. *J Hepatol*. 1999;31 Suppl 1:80-3.
6. Jauffret-Roustide M, Pedrono G, Beltzer N. Supervised consumption rooms: The French Paradox. *Int J Drug Policy*. 2013 Jun 15.
7. Payan C, Roudot-Thoraval F, Marcellin P, Bled N, Duverlie G, Fouchard-Hubert I, et al. Changing of hepatitis C virus genotype patterns in France at the beginning of the third millenium: The GEMHEP GenoCII Study. *J Viral Hepat*. 2005 Jul;12(4):405-13.
8. Hezode C, Forestier N, Dusheiko G, Ferenci P, Pol S, Goeser T, et al. Telaprevir and peginterferon with or without ribavirin for chronic HCV infection. *N Engl J Med*. 2009 Apr 30;360(18):1839-50.
9. Kwo PY, Lawitz EJ, McCone J, Schiff ER, Vierling JM, Pound D, et al. Efficacy of boceprevir, an NS3 protease inhibitor, in combination with peginterferon alfa-2b and ribavirin in treatment-naive patients with genotype 1 hepatitis C infection (SPRINT-1): an open-label, randomised, multicentre phase 2 trial. *Lancet*. 2010 Aug 28;376(9742):705-16.
10. McHutchison JG, Everson GT, Gordon SC, Jacobson IM, Sulkowski M, Kauffman R, et al. Telaprevir with peginterferon and ribavirin for chronic HCV genotype 1 infection. *N Engl J Med*. 2009 Apr 30;360(18):1827-38.
11. Poordad F, McCone J, Bacon B, Bruno S, Manns M, Sulkowski M, et al. Boceprevir (BOC) Combined with Peginterferon alfa-2b/Ribavirin (P/R) for Treatment-Naive Patients with Hepatitis C Virus (HCV) Genotype (G) 1: SPRINT-2 Final Results. 2010;52(Suppl 4)(402 A).
12. Sherman K, Flamm S, Afdhal N, Nelson N, Sulkowski M, Everson G, et al. Telaprevir in combination with peginterferon alfa3a and ribavirin for 34 or 48 weeks in treatment-naïve genotype 1 HCV patients who achieved an extended rapid viral response: Final results of the Phase 3 ILLUMINATE study. *Hepatology*. 2010;52(Suppl 4)(410A).
13. Bourliere M, Khaloun A, Wartelle-Bladou C, Oules V, Portal I, Benali S, et al. Chronic hepatitis C: Treatments of the future. *Clin Res Hepatol Gastroenterol*. 2011 Dec;35 Suppl 2:S84-95.
14. Yazdanpanah Y, De Carli G, Miguères B, Lot F, Campins M, Colombo C, et al. Risk factors for hepatitis C virus transmission to health care workers after occupational exposure: a European case-control study. *Clin Infect Dis*. 2005 Nov 15;41(10):1423-30.
15. Green S, Higgins J. Cochrane handbook for systematic reviews of interventions 4.2.5. Available from: <http://www.cochrane.org/resources/glossary.htm>.
16. Martin NK, Vickerman P, Foster GR, Hutchinson SJ, Goldberg DJ, Hickman M. Can antiviral therapy for hepatitis C reduce the prevalence of HCV among injecting drug user populations? A modeling analysis of its prevention utility. *J Hepatol*. 2011 Jun;54(6):1137-44.
17. Martin NK, Vickerman P, Hickman M. Mathematical modelling of hepatitis C treatment for injecting drug users. *J Theor Biol*. 2011 Apr 7;274(1):58-66.

18. Martin NK, Vickerman P, Miners A, Foster GR, Hutchinson SJ, Goldberg DJ, et al. Cost-effectiveness of hepatitis C virus antiviral treatment for injection drug user populations. *Hepatology*. 2012 Jan;55(1):49-57.
19. Vickerman P, Hickman M, Judd A. Modelling the impact on Hepatitis C transmission of reducing syringe sharing: London case study. *Int J Epidemiol*. 2007 Apr;36(2):396-405.
20. Vickerman P, Martin N, Turner K, Hickman M. Can needle and syringe programmes and opiate substitution therapy achieve substantial reductions in HCV prevalence? Model projections for different epidemic settings. *Addiction*. 2012 May 7.
21. Vickerman P, Martin NK, Hickman M. Understanding the trends in HIV and hepatitis C prevalence amongst injecting drug users in different settings-Implications for intervention impact. *Drug Alcohol Depend*. 2011 Dec 2.
22. Vickerman P, Platt L, Hawkes S. Modelling the transmission of HIV and HCV among injecting drug users in Rawalpindi, a low HCV prevalence setting in Pakistan. *Sex Transm Infect*. 2009 Apr;85 Suppl 2:ii23-30.
23. Durier N, Nguyen C, White LJ. Treatment of hepatitis C as prevention: a modeling case study in Vietnam. *PLoS One*. 2012;7(4):e34548.
24. Hutchinson SJ, Bird SM, Goldberg DJ. Modeling the current and future disease burden of hepatitis C among injection drug users in Scotland. *Hepatology*. 2005 Sep;42(3):711-23.
25. Hutchinson SJ, M.B.; S, A.; T, S.J.; G. Modelling the spread of hepatitis C virus infection among injecting drug users in Glasgow : Implications for prevention. *Int J Drug Policy*. 2006;17:211-21.
26. Zeiler I, Langlands T, Murray JM, Ritter A. Optimal targeting of Hepatitis C virus treatment among injecting drug users to those not enrolled in methadone maintenance programs. *Drug Alcohol Depend*. 2010 Aug 1;110(3):228-33.
27. Matser A, Urbanus A, Geskus R, Kretzschmar M, Xiridou M, Buster M, et al. The effect of hepatitis C treatment and HIV coinfection on the disease burden of hepatitis C among injecting drug users in Amsterdam. *Addiction*. 2011 Sep 15.
28. Coutin L, Descreusefond L, Dhersin JS. A Markov model for the spread of viruses in an open population. *J Appl Prob*. 2010;47:976-96.
29. Esposito N, Rossi C. A nested-epidemic model for the spread of hepatitis C among injecting drug users. *Math Biosci*. 2004 Mar-Apr;188:29-45.
30. Hahn JA, Wylie D, Dill J, Sanchez MS, Lloyd-Smith JO, Page-Shafer K, et al. Potential impact of vaccination on the hepatitis C virus epidemic in injection drug users. *Epidemics*. 2009 Mar;1(1):47-57.
31. Rolls DA, Daraganova G, Sacks-Davis R, Hellard M, Jenkinson R, McBryde E, et al. Modelling hepatitis C transmission over a social network of injecting drug users. *J Theor Biol*. 2011 Dec 16;297C:73-87.
32. Dontwi IK, Frempong NK, Bentil DE, Adetunde I, Owusu-Ansah E. Mathematical modeling of Hepatitis C Virus transmission among injecting drug users and the impact of vaccination. *Am J Sci Ind Res*. 2010;1(1):41-6.
33. Murray JM, Law MG, Gao Z, Kaldor JM. The impact of behavioural changes on the prevalence of human immunodeficiency virus and hepatitis C among injecting drug users. *Int J Epidemiol*. 2003 Oct;32(5):708-14.
34. Hellard ME, Jenkinson R, Higgs P, Stoope MA, Sacks-Davis R, Gold J, et al. Modelling antiviral treatment to prevent hepatitis C infection among people who inject drugs in Victoria, Australia. *Med J Aust*. 2012 Jun 8;196(10):638-41.
35. Corson S, Greenhalgh D, Hutchinson S. Mathematically modelling the spread of hepatitis C in injecting drug users. *Math Med Biol*. 2012 Sep;29(3):205-30.
36. Corson S, Greenhalgh D, Hutchinson SJ. A time since onset of injection model for hepatitis C spread amongst injecting drug users. *J Math Biol*. 2012 Aug 28.
37. Pollack HA. Cost-effectiveness of harm reduction in preventing hepatitis C among injection drug users. *Med Decis Making*. 2001 Sep-Oct;21(5):357-67.

38. Pollack HA. Can we protect drug users from hepatitis C? *J Policy Anal Manage.* 2001 Apr;20(2):358-64.
39. de Vos AS, van der Helm JJ, Matser A, Prins M, Kretzschmar ME. Decline in incidence of HIV and hepatitis C virus infection among injecting drug users in Amsterdam; evidence for harm reduction? *Addiction.* 2013 Jun;108(6):1070-81.
40. de Vos AS, van der Helm JJ, Prins M, Kretzschmar ME. Determinants of persistent spread of HIV in HCV-infected populations of injecting drug users. *Epidemics.* 2012 Jun;4(2):57-67.
41. Martin NK, Vickerman P, Grebely J, Hellard M, Hutchinson SJ, Lima VD, et al. HCV treatment for prevention among people who inject drugs: Modeling treatment scale-up in the age of direct-acting antivirals. *Hepatology.* 2013 Mar 28.
42. Castro Sanchez AY, Aerts M, Shkedy Z, Vickerman P, Faggiano F, Salamina G, et al. A mathematical model for HIV and hepatitis C co-infection and its assessment from a statistical perspective. *Epidemics.* 2013 Mar;5(1):56-66.
43. Vickerman P, Martin NK, Roy A, Beattie T, Jarlais DD, Strathdee S, et al. Is the HCV-HIV co-infection prevalence amongst injecting drug users a marker for the level of sexual and injection related HIV transmission? *Drug Alcohol Depend.* 2013 Feb 28.
44. Corson S, Greenhalgh D, Taylor A, Palmateer N, Goldberg D, Hutchinson S. Modelling the prevalence of HCV amongst people who inject drugs: An investigation into the risks associated with injecting paraphernalia sharing. *Drug Alcohol Depend.* 2013 Jun 19.
45. Martin NK, Hickman M, Hutchinson SJ, Goldberg DJ, Vickerman P. Combination interventions to prevent HCV transmission among people who inject drugs: modeling the impact of antiviral treatment, needle and syringe programs, and opiate substitution therapy. *Clin Infect Dis.* 2013 Aug;57 Suppl 2:S39-45.
46. Elbasha EH. Model for hepatitis C virus transmissions. *Math Biosci Eng.* 2013 Aug 1;10(4):1045-65.
47. Rolls DA, Sacks-Davis R, Jenkinson R, McBryde E, Pattison P, Robins G, et al. Hepatitis C transmission and treatment in contact network of people who inject drugs. *PLoS One.* 2013;8(11).
48. Mather D, Crofts N. A computer model of the spread of hepatitis C virus among injecting drug users. *Eur J Epidemiol.* 1999 Jan;15(1):5-10.
49. Martin NK, Pitcher AB, Vickerman P, Vassall A, Hickman M. Optimal control of hepatitis C antiviral treatment programme delivery for prevention amongst a population of injecting drug users. *PLoS One.* 2011;6(8):e22309.
50. Pollack HA. Ignoring 'downstream infection' in the evaluation of harm reduction interventions for injection drug users. *Eur J Epidemiol.* 2001;17(4):391-5.
51. De Vos AS, Kretzschmar ME. The efficiency of targeted intervention in limiting the spread of HIV and Hepatitis C Virus among injecting drug users. *J Theor Biol.* 2013 Jun 1.
52. Martin NK, Hickman M, Miners A, Hutchinson SJ, Taylor A, Vickerman P. Cost-effectiveness of HCV case-finding for people who inject drugs via dried blood spot testing in specialist addiction services and prisons. *BMJ Open.* 2013;3(8).
53. Kermack W, McKendrick A. A Contribution to the Mathematical Theory of Epidemics. *Proceedings of the Royal Society of London Series A.* 1927;115:700-21.
54. Andersson H, Britton T. *Stochastic epidemic models and their statistical analysis.* New York: Springer; 2000.
55. Bailey NTJ. *The mathematical theory of infectious diseases and its applications.* 2nd ed. London: Griffin; 1975.
56. Micallef JM, Kaldor JM, Dore GJ. Spontaneous viral clearance following acute hepatitis C infection: a systematic review of longitudinal studies. *J Viral Hepat.* 2006 Jan;13(1):34-41.
57. Mehta SH, Cox A, Hoover DR, Wang XH, Mao Q, Ray S, et al. Protection against persistence of hepatitis C. *Lancet.* 2002 Apr 27;359(9316):1478-83.
58. Wylie JL, Shah L, Jolly AM. Demographic, risk behaviour and personal network variables associated with prevalent hepatitis C, hepatitis B, and HIV infection in injection drug users in Winnipeg, Canada. *BMC Public Health.* 2006;6:229.

59. Sutton AJ, Gay NJ, Edmunds WJ, Hope VD, Gill ON, Hickman M. Modelling the force of infection for hepatitis B and hepatitis C in injecting drug users in England and Wales. *BMC Infect Dis.* 2006;6:93.
60. Backmund M, Reimer J, Meyer K, Gerlach JT, Zachoval R. Hepatitis C virus infection and injection drug users: prevention, risk factors, and treatment. *Clin Infect Dis.* 2005 Apr 15;40 Suppl 5:S330-5.
61. van den Berg CH, Grady BP, Schinkel J, van de Laar T, Molenkamp R, van Houdt R, et al. Female sex and IL28B, a synergism for spontaneous viral clearance in hepatitis C virus (HCV) seroconverters from a community-based cohort. *PLoS One.* 2011;6(11):e27555.
62. Graham CS, Baden LR, Yu E, Mrus JM, Carnie J, Heeren T, et al. Influence of human immunodeficiency virus infection on the course of hepatitis C virus infection: a meta-analysis. *Clin Infect Dis.* 2001 Aug 15;33(4):562-9.
63. Brewer DD, Hagan H, Sullivan DG, Muth SQ, Hough ES, Feuerborn NA, et al. Social structural and behavioral underpinnings of hyperendemic hepatitis C virus transmission in drug injectors. *J Infect Dis.* 2006 Sep 15;194(6):764-72.
64. Sacks-Davis R, Daraganova G, Aitken C, Higgs P, Tracy L, Bowden S, et al. Hepatitis C virus phylogenetic clustering is associated with the social-injecting network in a cohort of people who inject drugs. *PLoS One.* 2012;7(10):e47335.
65. Bonabeau E. Agent-based modeling: methods and techniques for simulating human systems. *Proc Natl Acad Sci U S A.* 2002 May 14;99 Suppl 3:7280-7.
66. Epstein JM, Axtell R, 2050 Project. *Growing artificial societies : social science from the bottom up.* Washington, D.C.: Brookings Institution Press; 1996.
67. Gillespie DT. A general method for numerically simulating the stochastic time evolution of coupled chemical reactions. *Journal of Computational Physics.* 1976;22:403-34.
68. Newman MEJ. *The structure and function of complex networks.* SIAM. 2003.
69. Molloy M, Reed B. A critical point for random graphs with a given degree sequence. *Random Structures and Algorithms.* 1995;6(2-3):161-80.
70. Bollobás B. Degree sequences of random graphs. *Discrete Mathematics.* 1981;33(1):1-19.
71. Volz E, Meyers LA. Susceptible-infected-recovered epidemics in dynamic contact networks. *Proc Biol Sci.* 2007 Dec 7;274(1628):2925-33.
72. Singer K. *Random intersection graphs: Johns Hopkins University;* 1995.
73. Karonski M, Scheinerman E, Singer-Cohen K. On random intersection graphs: the subgraphs problem. *Combinatorics, Probability & Computing.* 1999;8:131-59.
74. Bartoszynski R. On a certain model of an epidemic. *Zastos Mat.* 1972/73;13:139-51.
75. Becker NG, Dietz K. The effect of household distribution on transmission and control of highly infectious diseases. *Math Biosci.* 1995;127:207-19.
76. Holland PW, Laskey KB, Leinhardt S. Stochastic blockmodels: Some first steps. *Social Networks.* 1983;5:109-37.
77. Friedman SR, Neaigus A, Jose B, Curtis R, Goldstein M, Ildefonso G, et al. Sociometric risk networks and risk for HIV infection. *Am J Public Health.* 1997 Aug;87(8):1289-96.
78. Ball FG. Dynamic population epidemic models. *Math Biosci.* 1991 Dec;107(2):299-324.
79. Kretzschmar M, Wiessing L. New challenges for mathematical and statistical modeling of HIV and hepatitis C virus in injecting drug users. *AIDS.* 2008 Aug 20;22(13):1527-37.

Table 1: Summary of the review

| Reference | Objectives | Model/approach | Main results |
|--|--|--|--|
| Mather <i>et al.</i> European Journal of Epidemiology 1998 (48) | To obtain predicted outcomes of different strategies and to identify sensitive parameters of the model | Individual-based model / stochastic approach | <p>The rate of spread of HCV through an IDU population is not really sensitive to the initial prevalence, but it is sensitive to the proportion of groups members with whom the individual has contact and the probability of infection per contact with an infective (encouraging HRP)</p> <p>A hypothetical vaccine with 80% efficacy would have a measurable impact on the spread of the infection, even with moderate coverage rate (around 50%)</p> |
| Pollack Journal of Policy Analysis and Management 2001 (38) | To assess the impact of a syringe exchange program on HCV so as to understand why it is effective for HIV but not for HCV in an IDU population | Compartmental model/ deterministic differential equations - Analytic results (steady state analysis) | Modest interventions are only effective for hard-to-transmit infections (like HIV), while for HCV, with a high prevalence, only a massive program will have an impact. Moreover, for a high-prevalence setting, the impact will occur over the long term |
| Pollack Medical Decision Making 2001 (37) | To assess the effectiveness and cost-effectiveness of a syringe exchange program | Compartmental model/ deterministic differential equations - Analytic results (steady-state analysis) | <p>The syringe exchange program is effective and cost-effective when R_0 is low, but becomes less effective when R_0 is high and cost become prohibitive, which is more realistic (in short-term analysis). This is necessary to combine syringe exchange program with intervention aimed at decreasing the R_0, such as the methadone maintenance program</p> <p>This kind of program is effective for HIV but less so for HCV because of differences in the force of infection.</p> |

| | | | |
|--|---|---|--|
| <p>Pollack European Journal of Epidemiology 2001 (50)</p> | <p>To assess biases that represent short-term analysis compared to a long-term analysis (i.e. taking into account changes in prevalence in steady-state analysis) in the evaluation of harm reduction intervention among IDUs</p> | <p>Compartmental model/ deterministic differential equations - Analytic results (steady-state analysis)</p> | <p>The short-term incidence underestimates the effectiveness of a program of long-term syringe exchange if the steady-state prevalence, in the absence of intervention, is below 50%. Conversely, if it is over 50%, the short-term incidence overestimates effectiveness.</p> |
| <p>Murray <i>et al.</i> International Journal of Epidemiology 2003 (33)</p> | <p>To assess the impact of behavioral changes on the prevalence of HIV and HCV among IDUs</p> | <p>Compartmental model/ deterministic differential equations</p> | <p>The needle exchange program has less impact on HCV than on HIV</p> <p>A sizeable decrease in syringe sharing is necessary to obtain a significant impact</p> |
| <p>Esposito <i>et al.</i> Mathematical Biosciences 2004 (29)</p> | <p>To present a mathematical model taking into account the "epidemic" of drug use</p> | <p>Compartmental model/ deterministic differential equations</p> | <p>HRP must be initiated early to be efficient</p> <p>Incidence is the best indicator of impact (delays are shorter than for prevalence)</p> |
| <p>Hutchinson <i>et al.</i> Hepatology 2005 (24)</p> | <p>To assess current and future consequences of hepatitis C among IDUs in Scotland</p> | <p>Compartmental model/ stochastic approach</p> | <p>Cases of decompensated cirrhosis in Scotland will double between 2000 and 2020</p> |
| <p>Hutchinson <i>et al.</i> International Journal of Drug Policy 2006 (25)</p> | <p>To model the hepatitis epidemic among IDUs in Glasgow and implications for prevention</p> | <p>Individual-based model on a simulated contact network of IDUs/ stochastic approach</p> | <p>The estimated prevalence in the 90s was lower than currently observed. This result can be corrected by increasing viremia during the acute phase, which could confirm the higher rate of viremia during that period.</p> <p>Current public health messages (not sharing needles) are inadequate for HCV (but effective for HIV). The authors propose encouraging IDUs to share with only a small group of trusted persons (tested negative) and predict that 5,300 infections could have been avoided between 1988 and 2000</p> |

| | | | |
|--|--|--|--|
| <p>Vickerman <i>et al.</i> International Journal of Epidemiology 2007 (19)</p> | <p>To assess the impact of decreased needle sharing on HCV transmission</p> | <p>Compartmental model/ deterministic differential equations</p> | <p>Need to work on new injectors - currently not the case</p> <p>Need to target all IDUs, not just those with a high frequency of syringe sharing</p> <p>Frequency sharing must be significantly reduced to achieve a prevalence $\leq 10\%$</p> |
| <p>Hahn <i>et al.</i> Epidemics 2009 (30)</p> | <p>To assess the impact of vaccinations (at different levels of effectiveness) on the HCV epidemic among IDUs</p> | <p>Individual-based model / stochastic approach</p> | <p>Several scenarios of vaccination were tested: - randomly vaccinate the population - vaccinate individuals with more risky behavior - vaccinate individuals seronegative for HCV (sero-targeting) The third scenario is the most effective, followed by the second. The first scenario gives similar results with coverage of a larger population</p> |
| <p>Vickerman <i>et al.</i> Sexually Transmitted Infection 2009 (22)</p> | <p>To explore different hypotheses to explain the low prevalence of HCV among IDUs in Rawalpindi, Pakistan and to estimate the impact of interventions</p> | <p>Compartmental model/ deterministic differential equations</p> | <p>Most syringe sharing involves low risk, because it concern only a small group of the users' acquaintances - Existence of a small group that carries out high-risk sharing with strangers, in which the prevalence is high</p> <p>Predicted increase in HIV prevalence in 5-10 years</p> <p>For HCV, this depends on the impact of co- infections with HIV / HCV on the infectivity of HCV</p> <p>Interventions: reduction of syringe sharing $> 40\%$ is required for a significant decrease in the prevalence of HIV and HCV in 10 years</p> |

| | | | |
|--|--|--|--|
| <p>Zeiler <i>et al.</i> Drug and Alcohol Dependence 2010 (26)</p> | <p>To study the importance of methadone maintenance treatment</p> | <p>Compartmental model/ deterministic differential equations</p> | <p>Advantage of treating active users rather than users on methadone because of re-infection and high turnover of IDUs on methadone.</p> |
| <p>Dontwi <i>et al.</i> American Journal of Scientific and Industrial Research 2010 (32)</p> | <p>To assess the impact of a possible vaccine against HCV among IDUs</p> | <p>Compartmental model/ deterministic differential equations</p> | <p>Potential vaccination carried out early and covering a large part of the population would significantly reduce the force of infection and, ultimately, the extent of the epidemic</p> |
| <p>Coutin <i>et al.</i> Journal of Applied Probability 2010 (28)</p> | <p>To present a mathematical model for the spread of a virus in an open population such as HCV and HIV, and evaluate sensitivity to parameters</p> | <p>Compartmental model/ deterministic differential equations and stochastic approach (with analytical study of the convergence of the stochastic model to the deterministic model)</p> | <p>A sort of quarantine ensures a long-term decline in prevalence (but is impractical) Increasing the number of IDUs leads to a decrease in prevalence (also impractical) The differing force of infection explain the different results between HIV and HCV</p> |
| <p>Martin <i>et al.</i> Journal of Hepatology 2011 (16)</p> | <p>To study the impact of treatment on prevalence of hepatitis C among IDUs</p> | <p>Compartmental model/ deterministic differential equations</p> | <p>Treatment has a significant impact on transmission of HCV in the population despite the risk of reinfection</p> |
| <p>Martin <i>et al.</i> Journal of Theoretical Biology 2011 (17)</p> | <p>To assess the level of treatment required to eradicate or control the epidemic of hepatitis C among IDUs</p> | <p>Compartmental model/ deterministic differential equations</p> | <p>Treatment has a significant impact on transmission of HCV in the population despite risk of re-infection, even for low treatment rates (<6% of chronically infected annually)</p> |

| | | | |
|--|--|--|---|
| <p>Martin <i>et al.</i> PLoS One 2011 (49)</p> | <p>To optimize the number of treatments taking into account economic constraints</p> | <p>Compartmental model/ deterministic differential equations</p> | <p>An increase in the annual budget allocated to treatment would be cost-effective and would more rapidly reduce prevalence</p> |
| <p>Vickerman <i>et al.</i> Drug and Alcohol Dependence 2011 (21)</p> | <p>To understand the trends in HIV and hepatitis C prevalence among IDUs in different settings</p> | <p>Compartmental model/ deterministic differential equations</p> | <p>Existence of a threshold for the prevalence of HCV, below which HIV prevalence is negligible This threshold depends on the environment (practices, etc.)</p> <p>Heterogeneity of risk: defining the scope of possible values for the prevalence of HIV / HCV</p> <p>Strategies for long-term intervention needed to reduce the prevalence of HCV</p> |
| <p>Matser <i>et al.</i> Addiction 2011 (27)</p> | <p>To estimate the effect of hepatitis C treatment and HIV co-infection on the disease burden of hepatitis C among IDUs in Amsterdam</p> | <p>Compartmental model/ stochastic approach</p> | <p>The decrease in the number of health problems related to HCV (cirrhosis) can be explained by the introduction of competing causes of high mortality (especially HIV) and, to a lesser extent, by the treatment.</p> <p>Increasing HCV treatment would further reduce future disease burden</p> |
| <p>Rolls <i>et al.</i> Journal of Theoretical Biology 2011 (31)</p> | <p>To propose a model of transmission of HCV among IDUs</p> | <p>Individual-based model on an empirical contact network of IDUs/ stochastic approach</p> | <p>Re-infection rates are higher than rates of primary infection Comparison with a fully connected graph (equivalent to the assumption of compartmental models) does not achieve this</p> <p>Event transmission rate estimated: 1%</p> |

| | | | |
|---|---|--|---|
| Castro Sanchez <i>et al.</i> Epidemics 2012 (42) | To choose a model, identifying parameters to which the model is sensitive, fitting the model | Compartmental model/ deterministic differential equations | Identification of a model for the force of infection and risk groups The most sensitive parameters are those linked to syringe sharing and transmission rates in chronic stages of HIV and HCV infection |
| Corson <i>et al.</i> Mathematical Medicine and Biology 2012 (35) | To present a mathematical model for the spread of HCV in IDUs To determine the level of needle or syringe sharing, needle cleaning or needle exchange necessary for an eventual elimination of HCV | Compartmental model/ deterministic differential equations | The model predicts $R_0 < 1$ and thus an eventual elimination of HCV infection for one of the following situations: <ul style="list-style-type: none"> - syringe sharing rate $\leq 54.67/\text{year}$ - needle cleaning ≥ 0.74 - needle turnover $\geq 562.37/\text{year}$ |
| Corson <i>et al.</i> Journal of Mathematical Biology 2012 (36) | To present a mathematical model for the spread of HCV in IDUs To study the basic reproductive number (R_0) To study the impact of needle exchange | Compartmental model/ deterministic differential equations | For $R_0 \leq 1$: tends toward elimination of HCV infection For $R_0 > 1$: unique endemic equilibrium distribution The interventions are more efficient if they target recent IDUs (<5 years of injection) |
| Martin <i>et al.</i> Hepatology 2012 (18) | To estimate the cost-effectiveness of HCV therapy among IDUs | Compartmental model/ stochastic approach | Treating active injectors and non-injectors is cost-effective, but if HCV prevalence is below 60%, it is more cost-effective to treat active injectors |
| Durier <i>et al.</i> PLoS One 2012 (23) | To estimate the preventive effect of HCV therapy and HRP in a developing country context | Compartmental model/ deterministic differential equations | Even a low level of treatment and harm reduction polices / low substitution treatment has a significant impact on prevalence Adding harm reduction polices and substitution treatment in greater numbers provides an additional gain |

| | | | |
|--|---|--|---|
| | | | Advantage of implementing measures to diagnose patients at earlier stages of the disease (“Treatment as Prevention”) |
| Vickerman <i>et al.</i> Addiction 2012 (20) | To investigate the impact of scaling-up opiate substitution therapy (OST) and high coverage needle and syringe programs on HCV prevalence | Compartmental model/ deterministic differential equations | Scaling-up opiate substitution therapy and needle sharing programs can reduce hepatitis C prevalence among IDUs, but reductions may be modest and require long-term sustained intervention coverage. |
| Hellard <i>et al.</i> Medical Journal of Australia 2012 (34) | To estimate the effect of HCV treatment on HCV prevalence among IDUs | Compartmental model/ deterministic differential equations | Modest rates of current HCV treatment among IDUs in Victoria, Australia could halve HCV infection prevalence in 30 years |
| De Vos <i>et al.</i> Epidemics 2012 (40) | To understand the dynamics of HCV and HIV infection among IDUs | Compartmental model/ deterministic differential equations | The link between HIV and HCV prevalence is linked to distribution of risk, and assortativity of groups of risk There is a threshold for HCV prevalence below which HIV does not spread |
| De Vos <i>et al.</i> Addiction 2013 (39) | To understand the effect of HRP on the decline in the incidence of HCV and HIV among IDUs since 1990 | Individual-based model/ stochastic approach | It is difficult to reproduce realistic behavior of epidemics without HRP; however, most of the decline can be explained by demographic changes |
| De Vos <i>et al.</i> Journal of Theoretical Biology 2013 (51) | To estimate the effectiveness of targeted intervention on HIV and HCV among IDUs | Compartmental model/ deterministic differential equations | Harm-reduction policies are most effective toward HIV if used in a high-risk group, but they must be used in a low-risk group to impact HCV. High-risk individuals are already infected by HCV (the prevalence is high) so it is too late to prevent their infection, while this is not the case for HIV (low prevalence due to lower force of infection) |

| | | | |
|--|---|--|--|
| <p>Vickerman <i>et al.</i> Drug and Alcohol Dependence 2013 (43)</p> | <p>To understand the link between HIV/HCV co-infections and the HIV sexual transmission rate in a population of IDUs</p> | <p>Compartmental model/ deterministic differential equations</p> | <p>To reproduce the realistic prevalence of HCV among HIV-infected IDUs, it is necessary to include sexual transmission</p> <p>Moreover, the level of co-infection seems to be a marker of HIV sexual transmission among IDUs</p> |
| <p>Martin <i>et al.</i> Hepatology 2013 (41)</p> | <p>To estimate the effectiveness of future direct-acting antivirals on HCV prevalence among IDUs in 3 different settings (Edinburgh, Melbourne and Vancouver)</p> | <p>Compartmental model/ deterministic differential equations</p> | <p>The impact will be limited by current treatment coverage</p> <p>To halve the prevalence of HCV, the cost would be high, especially in Melbourne and Vancouver, where the prevalence is highest</p> |
| <p>Corson <i>et al.</i> Drug and Alcohol Dependence 2013 (44)</p> | <p>To understand the role of injecting paraphernalia (filters, cookers and water)</p> | <p>Compartmental model/ deterministic differential equations</p> | <p>The transmission probability is estimated to be at least 8 times lower through paraphernalia- than through needle- or syringe-sharing</p> <p>Paraphernalia sharing is estimated to significantly contribute to HCV infections (62% of HCV infections in Scotland with current estimated needle/syringe sharing rates and paraphernalia sharing rates)</p> |
| <p>Martin <i>et al.</i> BMJ open 2013 (52)</p> | <p>To estimate the cost-effectiveness of HCV case-findings for IDUs via dried blood spot (DBS) testing in addiction services and prisons</p> | <p>Compartmental model/ deterministic differential equations</p> | <p>For a £20,000 per QALY gained willingness-to-pay threshold, DBS testing is cost-effective in addiction services, but not in prison.</p> <p>If we increase continuity of care (proportion of initiated treatments/referrals that are continued when entering/exiting prison) to 40%, DBS testing become effective in prison.</p> |
| <p>Martin <i>et al.</i> CID 2013 (45)</p> | <p>To estimate the impact of combining opiate substitution therapy, high-coverage needle and syringe exchange programs and HCV treatment on prevalence and</p> | <p>Compartmental model/ deterministic differential equations</p> | <p>HCV treatment is necessary to achieve a large reduction (>45%) in HCV prevalence over 10 years.</p> <p>Opiate substitution therapy, high-coverage needle</p> |

incidence

and syringe exchange programs and new direct-acting antivirals should reduce the number of necessary treatments.

Elbasha
Mathematical Biosciences and
Engineering
2013
(46)

To assess the impact of treatment
on transmission of HCV in an IDU
population

Compartmental model/
deterministic differential equations

The incidence can increase or decrease with
treatment according to the re-infection rate, but
the prevalence is always lower with treatment
than without

Rolls *et al.*
PLoS One
2013
(47)

To investigate the effect of the
number of contacts on time to
primary infection and the role of
spontaneously clearing nodes on
incidence rates; and the effect of
treatment strategies based on
networks properties on incidence
rates of primary infections and
reinfections

Individual-based model on a
simulated contact network of IDUs/
stochastic approach

The number of contacts and injecting frequency
play a key role in reducing the time before
primary infection

The spontaneous clearance has a local effect (i.e.
around the concerning individual) on infection
risk and the total number of spontaneous recovery
has a global effect on the incidence of both
primary and re-infection rates

Network-based treatment strategies that chose
IDUs and treat their contact are most effective and
allow to reduce the number of treatment needed to
achieve a desired effect
