



HAL
open science

Oxygen dayglow observations on Mars by SPICAM IR on Mars-Express

S. Guslyakova, A. Fedorova, Franck Lefèvre, O. Korablev, Franck Montmessin,
Jean-Loup Bertaux

► **To cite this version:**

S. Guslyakova, A. Fedorova, Franck Lefèvre, O. Korablev, Franck Montmessin, et al.. Oxygen dayglow observations on Mars by SPICAM IR on Mars-Express. European Planetary Science Congress 2013, Sep 2013, London, United Kingdom. pp.EPSC2013-338. hal-00921055

HAL Id: hal-00921055

<https://hal.science/hal-00921055>

Submitted on 13 Jun 2024

HAL is a multi-disciplinary open access archive for the deposit and dissemination of scientific research documents, whether they are published or not. The documents may come from teaching and research institutions in France or abroad, or from public or private research centers.

L'archive ouverte pluridisciplinaire **HAL**, est destinée au dépôt et à la diffusion de documents scientifiques de niveau recherche, publiés ou non, émanant des établissements d'enseignement et de recherche français ou étrangers, des laboratoires publics ou privés.

Oxygen dayglow observations on Mars by SPICAM IR on Mars-Express

S. Guslyakova (1,2), A. A. Fedorova (1,2), Lefevre F. (3), O. I. Korablev (1,2), F. Montmessin (3), J.-L. Bertaux (3).
 (1) Space Research Institute RAS, Russia, Moscow ; (2) Moscow Institute of Physics and Technology (MIPT), Russia, Dolgoprudniy; (3) LATMOS – UVSQ/UPMC/CNRS, France, Guyancourt; (guslyakova@iki.rssi.ru)

Abstract

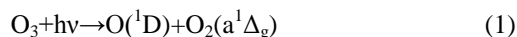
O₂(¹Δ_g) dayglow at 1.27 μm reflects the ozone distribution in the Martian atmosphere as a result of ozone photolysis by solar UV radiation. SPICAM IR on Mars-Express performed continuous observations of the O₂ dayglow at limb and nadir from 2004 to 2012 with resolving power of 2200. The results of O₂(¹Δ_g) observations have been compared with LMD GCM simulation [1-3] to study its seasonal variations and sensitivity to kinetic parameters.

1. Introduction

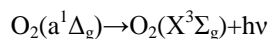
The ozone is one of the most reactive species of the Martian atmosphere [2-3]. As is known, O₃ is destroyed by odd hydrogen thereby it can be a sensitive tracer to HO_x species. Ozone concentration has been considered to anticorrelate with water vapor abundance that was observed in the Earth atmosphere. Study of temporal and space ozone variability along with water vapor variability is necessary to improve photochemical models which have to explain the CO₂ atmosphere stability phenomenon.

2. The O₂(¹Δ_g) dayglow on Mars

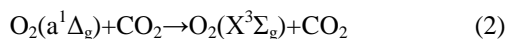
Oxygen dayglow at 1.27 μm is produced during the following reactions:



The excited oxygen then can be deactivated through an emission at wavelength of 1.27 μm :



or collision:



3. The instrument

SPICAM IR spectrometer works on the principle of acousto-optic tunable filter and covers the spectral range of 1-1.7 μm with relatively high resolving power of 1800-2400 [4]. The instrument operates in

several modes – nadir and limb observations and solar occultations. Field of view of the SPICAM IR spectrometer is 1°. The FOV projection on limb corresponds to 25-100 km depending on the distance to limb. The spectral power at 1.27 μm is 2200.

4. Observations

4.1 O₂ limb observations

From January 2004 to June 2012 about 600 limb observations in IR range have been performed but only 102 observations were useful for subsequent analysis. To compare observed slant emission rate with modeling results, the O₂ dayglow vertical profiles from GCM [2-3] have been integrated for limb geometry using the Abel transform and convolved with SPICAM vertical resolution for each observation.

Figure 1 presents a seasonal variation of the height mean relation of the observed and modelled O₂ dayglow vertical distribution at limb $\sum_z (N_{\text{mod}}(z)/N_{\text{obs}}(z))/n$, where n is a number of target altitudes for a vertical profiles. The relation shows a seasonal trend from northern vernal (L_s=0°) to autumnal equinox (L_s=180°) in the high northern latitudes with underestimation of the emission by the model from L_s=0° to L_s=50° and an overestimation from L_s=60° to L_s=150°.

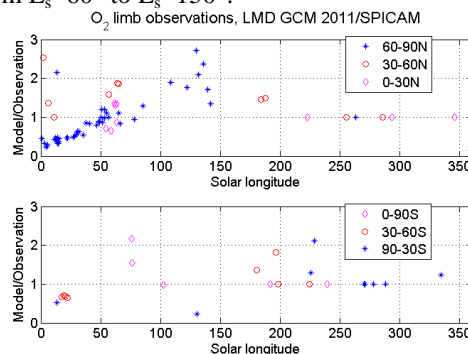


Figure 1: Mean relation of modeled and observed O₂ slant emission rate profiles for different latitudes.

The explanation of such disagreement could relate to the vertical distribution of water vapor. The recent

observations of the vertical distribution of H₂O by SPICAM have shown an presence of unexpected amount of water above 30 km at high altitudes at L_s=60-100° in the middle and high northern latitudes [5] that have to decrease the ozone abundance. The GCM modelling of water cycle with supersaturation shows a good agreement with SPICAM data (Fig.2).

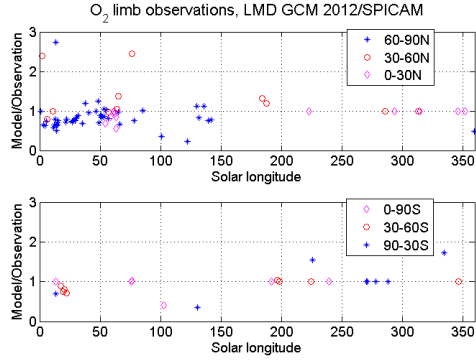


Figure 2: The same as for Figure 1 but for the modified water cycle with the H₂O supersaturation.

4.2 O₂ nadir observations

The nadir observations of O₂ dayglow by SPICAM have been first presented in [6]. Currently a seasonal distribution of the O₂ dayglow has been obtained for 4 Martian years based on SPICAM IR nadir measurements (Fig. 3).

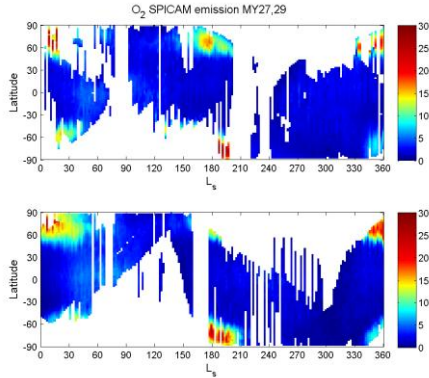


Figure 3: Seasonal distribution of the O₂ emission [MR] observed by SPICAM (MY27, MY29).

Using LMD GCM simulations of O₃ and the geometry of SPICAM observations we can retrieve model O₂ dayglow maps through the following expression:

$$4\pi I(MR) = 10^{-12} J \int_0^{\infty} \frac{[O_3] dz}{1 + \tau k [CO_2]},$$

where $1R = 10^6/\text{photon cm}^{-2} \text{ s}^{-1} (4\pi \text{ ster})^{-1}$, k is a rate constant for the reaction of collisional deactivation; τ is a radiative lifetime of the O₂(¹Δ_g). A quenching rate k of O₂(¹Δ_g) by CO₂ (Eq.2) is known with a large uncertainty. Varying this parameter we can choose a value for k in case of which a model map will provide a good agreement with the most part of the SPICAM observations in a rms sense (Fig.4).

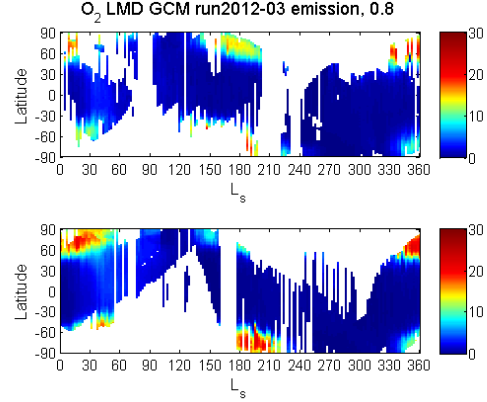


Figure 4: Seasonal distribution of the O₂ emission based on LMD GCM, quenching rate of O₂(¹Δ_g) by CO₂ $k = 0.8 \cdot 10^{-20} \text{ cm}^2 \text{ molec}^{-1} \text{ sec}^{-1}$.

Acknowledgements

We thank our collaborators and technical team at three institutes (LATMOS/France, BIRA/Belgium, and IKI/Russia). Authors thank CNRS, CNES for financial support. S.G., A.F. and O.K. acknowledge also support from the Russian Government grant to the Moscow Institute of Physics and Technology № 11.G34.31.0074, and the RFBR grant №10-02-93116.

References

- [1] Forget, F. et al.: Martian Climate Database and Physical Models, CCN8 final meeting, ESTEC, 02 February 2012.
- [2] Lefevre, F., Lebonnois, S., Montmessin, F., Forget, F., 2004. Three-dimensional modeling of ozone on Mars, *J. Geophys. Res.* 109, E07004. doi:10.1029/2004JE002268.
- [3] Lefèvre, F. Et al.: Heterogeneous chemistry in the atmosphere of Mars, *Nature*, Vol. 454, Issue 7207, pp. 971-975, 2008.
- [4] Korablev O. et al.: SPICAM IR acousto-optic spectrometer experiment on Mars Express. *J. Geophys. Res.*, Vol. 111, E09S03, doi:10.1029/2006JE002696, 2006.
- [5] Maltagliati, L. et al.: Evidence of Water Vapor in Excess of Saturation in the Atmosphere of Mars, *Science*, Vol. 333, Issue 6051, pp. 1868,2011
- [6] Fedorova, A. et al.: Observation of O₂ 1.27 μm dayglow by SPICAM IR: Seasonal distribution for the first Martian year of Mars Express, *JGR*, Vol. 111, E09S07, 2006.