



HAL
open science

Clustering and Relational Ambiguity: from Text Data to Natural Data

Nicolas Turenne

► **To cite this version:**

Nicolas Turenne. Clustering and Relational Ambiguity: from Text Data to Natural Data. Journal of Data Mining and Digital Humanities, 2013, 1 (1), pp.1. hal-00920423

HAL Id: hal-00920423

<https://hal.science/hal-00920423>

Submitted on 19 Dec 2013

HAL is a multi-disciplinary open access archive for the deposit and dissemination of scientific research documents, whether they are published or not. The documents may come from teaching and research institutions in France or abroad, or from public or private research centers.

L'archive ouverte pluridisciplinaire **HAL**, est destinée au dépôt et à la diffusion de documents scientifiques de niveau recherche, publiés ou non, émanant des établissements d'enseignement et de recherche français ou étrangers, des laboratoires publics ou privés.

Clustering and Relational Ambiguity: from Text Data to Natural Data.

Nicolas Turenne*

INRA, SenS, UR1326, Université Paris Est, Champs-sur-Marne, F-77420, France

* Corresponding author: Nicolas Turenne nturenne_inra@yahoo.fr

22 / 08 / 2013

Abstract

Text data is often seen as “take-away” materials with little noise and easy to process information. Main questions are how to get data and transform them into a good document format. But data can be sensitive to noise oftenly called ambiguities. Ambiguities are aware from a long time, mainly because polysemy is obvious in language and context is required to remove uncertainty. I claim in this paper that syntactic context is not sufficient to improve interpretation. In this paper I try to explain that firstly noise can come from natural data themselves, even involving high technology, secondly texts, seen as verified but meaningless, can spoil content of a corpus; it may lead to contradictions and background noise.

keywords

paradox ; contradiction ; ambiguity ; semantic relationship ; domain ; information extraction ; corpus

INTRODUCTION

Human cognition call a diversity of concepts such as memory and brain anatomy, inference and reasoning, motivation, time and space, classification and clustering. Inference tries to identify good relations or properties associated to an object. In this sense it is also possible to test validity or consistency of a relation. Let be the proposition $P = \text{“a cat is a stone”}$ is false or contradictory because a stone is not a living organism, though a cat is a living organism. P can be called paradoxal or contradictory. Sometimes society lives with contradictions such as tolerance to lots of death on roads or in wars but intolerance for death with diseases. In this paper we more specifically focus on sources of potential contradictions which could spoil computation of information extraction.

Formal semantics is attached to validate relations between a set of objects. Our focus is not only to study issues is managing complexity of a logical proposition and how to compute if it true or false but given a text consisting of a set of sentences how to extract relations and see how they be asserted as non contradictory regards others relations extracted in others texts. So texts are the primary material of discussion.

Chapter 1 presents relational ambiguities we can find in texts. We start to present a typology of logical relations. Given a type of relations, we explain how to extract such relations with markers in texts. But markers are not sufficient to detect a contradiction. A specialized language such as molecular corpus gives example of ambiguous relations (contradictory) that can not be detected with markers. Hence we show that global overview of words collocations in a corpus can give a good signal about the structure. In our “publish or perish” new era of research and development system, production of literature is high but a non-negligible percent of papers becomes false over time. It is possible to compile from Pubmed website 4,800 papers honestly accepted but hence officially retracted. Such amount of information is original to make a corpus of real texts, written with intentional to propose arguments and content to readers, in a real natural language, but knowing that the content has been invalidated ex-post by readers. To build a random text is quite easy but the grammar and arguments will not be normalized by how argumentation is made usually by “normal writers and experts”, or natural language will not confirm standard used of official grammars and

texts normally used to make corpora. In this sense we can consider such texts as “well-constructed” in the sense we can find such texts in nature (on official databases) and purely noisy.

Chapter 2 presents a source of ambiguity coming from human interpretation of natural data. Scientific and technological texts are supposed to take their foundation from validated experimental devices producing experimental data. A device can be technological as a telescope in astronomy or a formular test in psychology. I present an overview of ambiguous interpretation across several sciences which should impact conclusions of practioners and the way they can restitute results in documents. We can not call it birth of controversy but ambiguous interpretability of data of specific results requiring validation by other techniques. Oftenly a controversy occurs when several techniques lead to opposite conclusions, as a protocol is supposed to be scientific when it gives a warranty of result reproductibility.

I RELATIONAL AMBIGUITY IN DATA

1.1 Antinomy and paradox in mathematics

In philosophy and logics, paradox has been attributed to greek rhetoric during the VII century before JC. First paradox has been the the lyer of Epimenide. It says that “a man told that he was lying. What he said was true or false?” In another way let reformulate in this way, Epimenide says « All Cretan are lyers.» This was considered by antic philosophers as a paradox. By the way, either Epimenide tell the truth, then he lyes (because he is Cretan), so its statement is false (because all Cretan lye). Either, in the contrary, Epimenide lyes by saying that, then its statement is false: there is at least one Cretan telling the truth, what is not contradictory, because it is the solution of the paradox.

In modern mathematics, the logician Russel described the following paradox in 1902 formulated by this question: « is the class of all classes which are not element of themselves, element of itself? In 1919 he reformulated the statement in a vernacular language such as « The Barber of a given village shave exactly each person who does not shave himself. Question : does this barber shave himself ? ».

If we search a solution in a predicative analysis framework the reasoning leads to a contradiction.

Let be $R = \{x \text{ such that } x \text{ is not an element of } x\}$, If R is element of R then R matches "x is not element of x", hence R is not an element of R . So contradiction.

If R is not element of R then R does not match "x is not element of x", that means R matches non-"x is not element of x " what is equivalent to "x is element of x " so R is element of R . Contradiction.

The theory of sets permits to escape the contradiction because a set can not contain itself.

1.2 Antinomy in linguistics

Poetry is, and was for a long, a playground for using words not usually used in same context such as in French: “Dans un temps proche et très lointain” or “Je suis et je ne suis plus”. More radically in any language we can find pairs of words associating contrary meanings. Most of them are verbs and adjectives such as : to move back / to move forward, to begin / to stop, to increase / to decrease, black / white, elitist / popular, fast / slow, big / small, wet / dry. We can also find what is called quasi-antonyms such as bon/terrible.

According to Antoine Culioli [Culioli, 1987], contrary paires are illusion of language which better tends to construct complementary pairs in the sens of mathematical logics, such as “white”, and “non-white” meaning any colour except white. For A. Cullioli, fuzzy sets should be an interesting framework but such formalism is too weak for a fine description.

Recall families of linguistic antonymy [Herrmann et al, 1986]. Two lexical items are linked by antonymy relationship if it is possible to draw a symmetry of their semantic features through an axis. Symmetry can be defined in different ways, according nature of the support. We observe several support setting each one a different antonymy :

- complementary antonymy concerns application (or non-application) of a property ('applicable' / 'non-applicable' , 'presence' / 'absence') : for instance, 'shapeless' is antonym of all having a form, the same about 'tasteless' , 'colorless' , 'odorless' , etc. about all should have taste, colour, smell, ... In classical logics definition is $(\forall x)[P(x) \Rightarrow \neg Q(x)]$
- scalar antonymy concerns a property influencing a scalable value (high value, low value) : for instance, 'hot' , 'cold' are symmetrical value of temperature; It is explained by existence of a « neutral value » from which the others are settled. In classical logics it can be expressed by $(\forall x)[P(x) \Rightarrow \neg Q(x) \wedge R(x)]$ if R is the property having a reference value (neutral or median)
- dual antonymy is concerned by existence of a property or an element considered as symmetrical by usage (for instance 'sun' 'moon' , or by natural or physical properties about studied objects (for instance 'male' 'female' , 'head' 'foot' , ...); $(\forall x, y)[P(x, y) \Rightarrow Q(y, x)]$

Usage of textual resources such as corpora occurred in the domain of psychology in 1989 with studies of Charles and Miller [Charles and Miller, 1989] aiming at checking with the help of the Brown Corpus, hypothesis of Deese according to two adjectives with opposite meaning are supposed to be antonyms when they are considered switchables over most of their contexts [Deese, 1965]. A little bit later, [Justeson and Katz, 1991][Fellbaum, 1995][Willners, 2001][Jones, 2002] have defined a set of morpho-syntactic scheme to detect automatically antonyms candidates (see table 1). Such patterns can be also defined in another languages as French [Amsili, 2003](see table 2).

(both) X and Y X as well as Y X and Y alike neither X nor Y (either) X or Y X rather than Y whether X or Y now X, now Y	from X to Y how X or Y more X than Y X is more ADJ than Y the difference between X and Y separating X and Y a gap between X and Y turning X into Y	X gives way to Y X not Y X instead of Y X as opposed to Y the very X and the very Y either too X or too Y deeply X and deeply Y
--	---	---

Table 1. morpho-syntactic schemes to extract antonyms in English.

X ou Y « diurne ou nocturne » soit X soit Y « soit constante, soit croissante » à la fois X et Y « à la fois offensives et défensives » entre X et Y « entre exigences et besoins »	de/depuis X à/jusqu'à Y « depuis les racines jusqu'aux feuilles » ni X ni Y « ni implicitement ni explicitement » aussi bien X que Y « aussi bien physiquement que mentalement » X plutôt que Y « comprendre plutôt que juger »	X comme Y « parisiens comme provinciaux » plus/moins/aussi X que Y « plus symbolique que réel » Variation du patron : aussi bien X que Y ► aussi bien défensif qu'offensif
--	--	--

Table 2. morpho-syntactic schemes to extract antonyms in French.

1.3 Relational ambiguity in a specialized domain

Table 2 presents what should look opposition in textual according linguistic markers and rhetorical expression. If we focused on a specialized discourse, opposition could take another expression. [Reinitz et al, 1998] have studied, in molecular biology, the fly species and shown an ambiguity in the role of *SmaI-BglI* protein to create the stripe 6 in the fly body.

According to [Howard and Struhl, 1990] “Further deletion analysis of this region (particularly constructs ET44, 30 and 31) provides clear evidence that an 600 bp **region of DNA (from position -8.4 to -9.0; ET31)** contains all of the elements necessary and sufficient

for a relatively normal stripe 6 response (Fig. 3B). However, we note that this response seems to be displaced slightly *posterior to the location of the endogenous stripe 6 at this stage.* “ But according [Langeland et al., 1994] “*The 526 bp SmaI-BglII reporter construct (6(526)lacZ) gives rise to strong lacZ stripe expression corresponding to h stripe 6.*”

Another example of contradiction is the one pointed out by [Giles and Wren, 2008] notifying a behavior uncertainty between *c-jun* and *c-myc* genes.

According [Davidson et al, 1993] “*17 bet – Estradiol had little effect on expression of c-jun, jun B, jun D, or c-fos mRNA by MCF-7 cells over 12 h, although it stimulated c-myc expression 4-fold within 30 min.*”

But [Bhalla et al, 1993] formulated differently such as “*In addition, intracellularly, mitoxantrone-induced PCD was associated with a marked induction of c-jun and significant repression of c-myc and BCL-2 oncogenes.*”

1.4 Comparison of real and artificial corpora

We try to compare the lexical distribution and associations between an artificial corpus and a real corpus about the same size.

Definition 1: Corpus.

A corpus is a collection of texts.

Definition 2: Specialized Corpus.

A specialized corpus is written in a human vernacular language. It has to cover all discussions of a technical field from past to present.

If we follow definition 2, a specialized corpus covers whatever people can say about the field. A specialized corpus contains all relations of a given field. Let suppose two corpora C1 and C2 are specialized of the same field, if a relation is contained in C1 but not in C2, it means that C2 does not cover the field; to make a real corpus of the field C1 and C2 has to be merge, or C2 can be called a sub-corpus of the field. According to that we can not compare a specialized corpus with another of the same field. But we can create artificial corpora. An artificial corpus is influenced by lexical composition and grammar it uses.

Our hypothesis here is that lexical distribution and the grammar can lead to a different density of relation. Hence we expect that only a specialized corpus will give a relational structure similar to another specialized corpus only.

We used different ten corpora and one specialized corpus. We made the ten corpora in terms of the size of documents or words of the specialized corpus. Among the ten corpora, four are artificial, they are settled with a mixture model (lexical distribution and grammar):

- “Corpus BD” is a real corpus is specialized about the biodiversity domain. It contains 4,655 abstracts of projects. Is has been created from BIODIVERSA database containing 6,500 projects with duplicates [htt1, 2013].
- “Corpus PM” is an artificial corpus built from 4,835 Pubmed retracted articles (Corpus PM). They form real texts written a proofed language but content is false since they have been retracted frolm journals where published initially. It has been created from PUBMED database containing 21 millions of publications [http2, 2013].

- “Corpus TC” is a corpus of 6,049 abstracts of patents. We used 121 major codes of the IPC (international patent classification) ontology. For each code we keep 50 patents as a uniform mixture model of topics. It has been created from EPO website containing 78 millions of patents [http3, 2013].
- “Corpus SCI” is a corpus of 5,111 abstracts of scientific papers. We used 52 major academic sections by the French Ministry of Research. For each code we keep 100 publications as a uniform mixture model of topics. It has been build with WEB OF SCIENCE database containing 45 millions of publications [http4, 2013].
- “Corpus RD” is a corpus of 6,502 generated abstract at least containing 150 words from an automatic random text generator in marketing field. Used tool is called “corporate bullshit generator” using a dependency grammar of basic sentences and a tree of 781 lexical items [http5, 2013].
- “Corpus CS” is a corpus of 8,000 generated abstracts from an automatic text generator called SCIgen which can generate artificial papers in compuer science with figures and citations. A generated paper has been accepted in 2005 to WMSCI, the World Multiconference on Systemics, Cybernetics and Informatics [http6, 2013].
- “Corpus SL” is a corpus of 6,500 generated abstracts containing 150 words from randomized sequences generated randomly by a list of words. The list of words comes from Wikipedia [http7, 2012] version is to date 28 April 2012. It contains 156,209 words. From this list we select a subpart of 1000 words to generate sentences.
- “Corpus BL” is a corpus of 6,500 generated abstracts containing 150 words from randomized sequences generated randomly in the same way than “corpus SL” but with an extended lexical dictionary about 50,000 words.
- “Corpus NG” is a corpus of 3,971 among the 18,846 from 20 newsgroups from web forum exchanges.
- “Corpus RT” is a corpus of Reuters news. 6025 news were kept among the 21,578 of the collection.
- “Corpus TW” is a corpus consisting of 50,000 tweets in English. Length of each tweet is about 15 words. It comes from Twitter database.

Distributional study of frequent words leads to high informational signal capture through most significant occurrences under hypothesis that they repeat. Pioneering work of Georges Zipf shown a typical distribution $x.y = Constant$ where x is the sorted rank over frequency and the y -axis is the number of occurrences of elementary lexical items in a long text or a set of texts in a given language [Zipf, 1935]. Frequency is defined by the number of occurrences of a lexical item in the corpus.

We used R platform [R Core Team, 2013], and especially tm package [Feinerer et al, 2008] and basic matrix functions, to split corpora into elementary lexical items and to sort frequent items. Punctuation, figures and word smaller than 3 characters had been deleted. When stemming the raw text, we keep only the root form of each word and the text is less dense as seen on the table 3.

The project envisages to continue and extend the studies of evolution and systematics in the grass genus Bromus and the legume genus Vicia supported by our ending Estonian Science Foundation Grant No.4082 for 2000-2003. The project combines traditional morphology-based botanical systematics, biochemical isozyme analyses, genetics, and chromosome cytology for solving problems of phylogenetic systematics, phylogeography and evolution in botany. The main objectives of the project are: 1. To determine genetic divergence and relationships within and among species Bromus hordeaceus, B. secalinus, B. racemosus and B. commutatus of type

project envisag continu extend studi evolut systemat grass genus bromus legum genus vicia support estonian scienc foundat grant project combin tradit morphologybas botan systemat biochem isozym analys genet chromosom cytolog solv phylogenet systemat phylogeographi evolut botani main object project determin genet diverg relationship speci bromus hordeaceus secalinus racemosus commutatus type section genus bromus cladist phenet analysi isozym check correspond result

<i>section of genus Bromus by cladistic and phenetic analysis of isozymes with checking the correspondence of the results with the traditional morphological species delimitation</i>	<i>tradit morphology speci delimit</i>
---	--

Table 3. Part of text from corpus BD in a raw form (left) and stemmed form (right).

Table 1 show statistics about words count over all the used corpora.

	#documents	#words	#words AND freq>1	#words AND freq=2	#words AND freq=3	#lemmatized words	#lemmatized words AND freq>1	#lemmatized words AND freq=2	#lemmatized words AND freq=3
Corpus BD	4,655	36,023	19,588	4,966	2,509	25,875	13,519	3,568	1,734
Corpus PM	4,835	29,044	16,882	4,230	2,419	22,440	12,866	3,150	1,800
Corpus TC	6,049	21,647	14,014	3,288	1,777	13,924	8,821	2,077	1,078
Corpus SCI	5,111	42,248	23,808	6,697	3,495	30,106	16,696	4,770	2,481
Corpus RD	6,502	981	981	0	0	623	623	0	0
Corpus CS	8,000	1,533	1,497	33	40	1,430	1,395	33	39
Corpus SL	6,000	973	973	0	0	971	971	0	0
Corpus BL	6,000	20,505	20,505	0	0	19,790	19,790	0	0
Corpus RT	6,025	68,007	22,254	8754	3256	59,776	18,407	7,621	2,783
Corpus NG	3,971	78,713	28,469	9,998	3,819	66,325	21,812	8,090	2,926
Corpus TW	50,000	52,840	17,421	6,214	2,676	46,323	14,565	5,219	2,195

Table 1. Distribution over corpora of words count, lemmatized word count, words occurring three times , words occurring two times, words occurring more than one time. Grey line represent the reference corpus about biodiversity.

Regardless the kind of corpus, with ou without stemming, words occurring one time represent between 41.9 and 54.4 % of all features, words occurring 2 or 3 times represent between 38.7 and 47.7 % of all features occurring more than one time, or between 19.5 and 21.8 % of the whole set of items (see Figure 1).

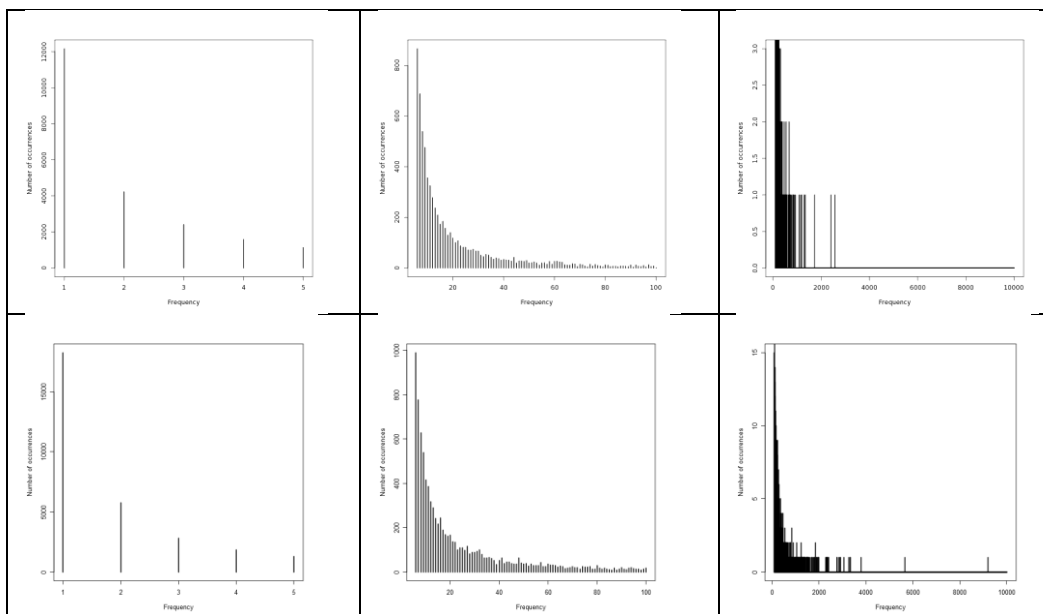


Figure 1. Distribution of number of lexical items (y-axis) and according the occurrence number (x-axis). Corpus PM occurrence range 1-5 (upper left), 6-100 (upper middle), 101-2000 (upper right). It contains 12,162 itms with 1 occurrence. Corpus BD occurrence range 1-5 (bottom left), 6-100 (bottom middle), 101-10000 (bottom right). It contains 18,228 items with 1 occurrence.

Being aware of the large amount of items, and their distribution, frequency can offer an anchoring to catch strong lexical semantic signal about the content. For relevant feature extraction, a basic process relies on frequent items selection. We set a threshold to make a

comparison of itemset extraction. A reasonable figure should be 5% of documents, being a minimal frequency for a relevant frequent item. We call it S_f this number knowing that an item can occur several times in the same document, and S_d a frequency threshold in terms of strict quantity of document in which a term need to be seen.

Table 3 give results with $S_f=240$. Amount of frequent words is low, about 1-2 % of all lexical items. It may be readable quickly. It is quite powerful to get a crude idea of the content of a corpus.

	Corpus BD	Corpus PM
#Word unstemmed	614	143
#Word stemmed	656	213

Table 3. Number of frequent stemmed and unstemmed words with frequency greater than 5% #documents .

speci	9203	data	3332	<i>species</i>	9193	cell	3909	<i>cells</i>	2567
studi	6910	ecolog	3088	<i>project</i>	5652	patient	2653	<i>patients</i>	2404
chang	6555	manag	2982	<i>study</i>	3797	activ	2337		
project	6184	system	2752	<i>biodiversity</i>	3334				
popul	5095	understand	2734	<i>data</i>	3331				
environ	5076	provid	2703	<i>research</i>	3282				
develop	4363	diver	2698	<i>change</i>	3067				
model	4271	communiti	2679	<i>changes</i>	2907				
ecosystem	4229	process	2671	<i>genetic</i>	2898				
plant	3914	relat	2618	<i>environmenta</i>	2865				
effect	3891	natur	2617	<i>populations</i>	2777				
research	3617	result	2536	<i>climate</i>	2776				
climat	3517	soil	2508	<i>management</i>	2409				
biodiv	3350	experi	2489						
genet	3339	impact	2456						

Table 4. Items sets of very-frequent words with threshold $S_f=50\%$ of documentsdu corpus ($S_f=2400$). At left Corpus BD; at right Corpus PM. Set of crude terms are in italic.

We can see (table 3 and table 4) that considering the “true” corpus the amount of frequent terms is a good signal for interpreting the biodiversity domain. Nevertheless for the “false” corpus the amount is a small signal only indicating that the majority of document talk about cell biology and medicine.

Now turn to a macroscopic analysis of corpora. Lots of clustering algorithms leads to a sumarization of similarities between bags of words, one of them reveals close-in-context items within their collocations: k-nearest-neighbour algorith (KNN). It has been created by [Cover et Hart, 1967] and leads to good results with different kinds of data. We can argue that frequent itemset extraction method of [Agrawal and Srikant, 1994] called apriori is a variant of KNN. An interesting property of this kind of algorithm is the low-level time-complexity. It is also efficient with sparse data like text data. To visualize a large global clustering we used the *Igraph* package implemented for large network analysis and visualization [Csardi and Nepusz, 2013]. Thirteen layout algorithms are available. We especially used the Fruchterman-Reingold layout which is force-based combining attractive forces of adjacents vertices, and repulsive forces on all vertices [Fruchterman and Reingold, 1991]. We also used the DrL layout (*Distributed Recursive Layout*) also force-based and using the VxOrd routine offering a multi-level recursive version to obtain a better layout on big graphs, and ability to add new nodes to a graph already displayed [Martin et al, 2011].

Definition 3. Data Structure

Let $M = (m_{ij})_{1 \leq i \leq n, 1 \leq j \leq m}$ be a data matrix where i represents i -th line and so the word i, j represents j -th column, hence the document j, n is the number of words and m the number of documents.

Definition 4. Neighbourhood

Two items w_i and w_k are neighbours if it exists a document d_j , where $w_i \in d_j$ and $w_k \in d_j$

We discussed previously that very-frequent words are interesting to extract. We want now not only to look a set of items but their relationships, and especially as a first step how this global set of relationships is featured. Visualization is a good tool fill this task because thousands of relationships are involved and no primary criteria permits to select a pool of specific or more relevant relationships. If we try to visualize the symetric data matrix of most frequent terms between each other for instance we get a boof of links without structural specificity; each items having the whole set of tiems as nearest neighbours.

For improving clustering efficiency we need to operate a data reduction. Algorithm below shows a reduction by the weighted margin mean. Computing the incidencey matri xis based on a simple reduction by substracting means of non-null values of each line to matrix value of the same line.

Definition 5. Data Reduction

$$Y = M. {}^tM - \beta. \langle M \rangle_l$$

Where $\langle M \rangle_l$ is a mean vector of a line from M . β plays as a regulation factor to regulate the rate of nearest neighbours, in fact the number of nearest neighbours is not defined explicitly.

Nearest-Neighbour Algorithm

Input :

- M : a sparse matrix terms x documents, with $\dim(M)=(n,m)$ such that $M[i,j]$ is the number of occurrences of a term i in the document j ,
- Min : minimum frequency
- Max : maximum frequency
- Beta : scaling factor
- Binary : 0 if real data, 1 if data are binary

Output : Layout in 2-Dimensions

layout with Fruchterman algorithm

- 1: Create a vector V , with $\dim(V)=n$ such that $\text{RowSums}(M[i,]) \leq \text{Max}$ and $\text{RowSums}(M[i,]) \geq \text{Min}$
- 2: $M' = M[V > 0]$
- 3: Create is a matrix terms x terms : $TD = M' * {}^t(M')$
- 4: Compute V_m the mean vector by line with $\dim(V_m) = n$ such that $V_m[i] = \text{mean}(M[i,])$ with $M[i,j] \neq 0$ for all j
- 5: **IF** Bin = 1 Make scaling operation, $TD_norm = TD - \text{Beta} * V_m$
 $TD_norm = TD_norm \geq 0$
ELSE $\text{GoodVal} = TD \geq -1 * \text{Beta} * V_m$ & $TD \leq +1 * \text{Beta} * V_m$
 $TD_norm = TD * \text{good_value}$
- 6: Binary transform, $TD_norm[TD_norm > 0] = 1$
- 7: Keep positive values $TD = TD_norm[\text{rowSums}(TD_norm) > 0]$
- 8: Compute the mean of links per node, $Nb_mean_link = \text{mean}(\text{rowSums}(TD))$
- 9: Generate the layout Fruchterman for display with TD as adjacency matrix.

layout with DRL

- 10: Create a vector V , with $\dim(V)=n$ such that $V[i] \leq \text{Max}$ and $V[i] \geq \text{Min}$
 - 11: Create a binary clone M of M , $M' = M[M > 1] < 1$
 - 12: Create a vector V , with $\dim(V)=n$ such that $\text{RowSums}(M'[i,]) \leq \text{Max}$ and $\text{RowSums}(M'[i,]) \geq \text{Min}$
 - 13: $M'' = M[V > 0]$
 - 14: Create matrix terms x terms : $TD = M'' * {}^t(M'')$
 - 15: $TD' = TD [TD > 1] < 1$
 - 16: Compute V_m the mean vector by line with $\dim(V_m) = n$ such that $V_m[i] = \text{mean}(TD'[i,])$ with $TD'[i,j] \neq 0$ for all j
 - 17: **IF** Bin = 1 Make scaling operation, $TD_norm = TD' - \text{Beta} * V_m$
 $TD_pos = TD_norm \geq 0$
ELSE $\text{GoodVal} = TD' \geq -1 * \text{Beta} * V_m$ & $TD' \leq +1 * \text{Beta} * V_m$
 $TD_norm = TD' * \text{good_value}$
 - 18: Binary transform, $TD_norm[TD_norm > 0] = 1$
 - 19: Keep positive values $TD = TD_norm[\text{rowSums}(TD_norm) > 0]$
 - 20: Compute the mean of links per node, $Nb_mean_link = \text{mean}(\text{rowSums}(TD))$
 - 21: Generate the layout DRL for display with TD as adjacency matrix.
-

We used the Fisher’s Iris dataset to validate the clustering approach. The dataset consists of 150 individuals described by 4 features, and forming 3 classes (Table 5). Focusing on two classes (*versicolor* and *virginica*) only one feature makes a fine-grained discriminant classification (*Petal.width*) ; for sure, usage of a value mean with features is not able to capture this difference. Hence the algorithm presented above can only discriminate two classes as seen on figure 2.

	Sepal.Length	Sepal.Width	Petal.Length	Petal.Width
Setosa	5.006	3.428	1.462	0.246
Versicolor	5.936	2.770	4.260	1.326
Virginica	6.588	2.974	5.552	2.026

Table 5. mean values about Iris dataset for each class.

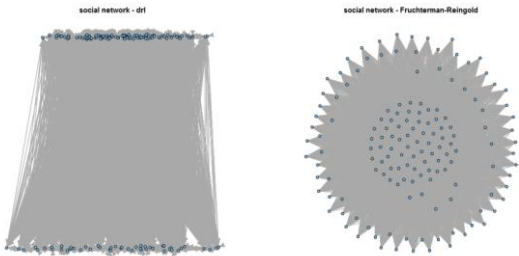


Figure 2. Display of Iris dataset : DRL (left) and Fruchtermann-Reingold (right).

Our hypothesis, through visualization, aims at comparing different ranges of word frequency and at distinguishing their impact on global classification. Basically we could guess, on the one hand, that lexical items contribute equally each one to clustering. Even more we can suppose that more frequent words are more clustered than low frequent ones. On the other hand, we also could expect that « true » data (i.e. corpus BD) are quite more clustered than « false » data (i.e. corpus PM).

As Zipf distribution shows it (Figure 1) range frequency can be considered as a good parameter to categorize numerically the lexical space. It is possible to define a partition of contiguous ranges depending upon the two first ranges and containing almost the same number of contexts.

Definition 6. Context

A context of a lexical item is a text area in which can be seen an occurrence of a lexical item. Let w_1 and w_2 two lexical items. If f_1 and f_2 are, respectively, the frequency for each lexical items, $C = f_1 + f_2$ is the total number of contexts.

For instance 3 lexical items having frequency 2 generate 6 contexts. About the corpus BD table 6 shows that a series of frequency ranges from which the first two ones are [2-5] and [6-12] produce 23 ranges and having in average 33,554 contexts.

1st frequency range	2 -- 2	2 -- 3	2 -- 5	2 -- 9	2 -- 20
2nd frequency range	3 -- 3	4 -- 5	6 -- 11	10 -- 27	21 -- 60
averaged #contexts	6987	14547	26534	40911	58377
#range	42	20	11	6	5
1st frequency range	2 -- 2	2 -- 3	2 -- 5	2 -- 9	2 -- 20
2nd frequency range	3 -- 3	4 -- 6	6 -- 12	10 -- 25	21 -- 65
averaged #contexts	9233	19200	33554	55331	96860
#range	83	40	23	14	8

Table 6. Number of frequency ranges depending on the context size of the first two ones (upper table, Corpus PM; bottom table, corpus BD).

Let K be a granularity factor (number of ranges) and N_c the averaged number of contexts per range, we observe that :

$$K * N_c = Cst \pm 0.001\%$$

Global visualization changes when we select a set of lexical items from different ranges. Figure 3 shows clustering drawing with range [2-5], figure 4 with range [2-3], figure 5 with range [2-20] and figure 6 with range [2-2].

Choosing the range [2-9], the equipartition series gives 8 ranges. Observing visualization for different ranges (figures 3, 4, 5 and 6) we argue that density of clusters evolve closely regards to size of frequency range and number of ranges in contexts associated (table 6). We observe also that density of high-frequent words clustered together, is different than low-frequent words clustered together. It seems that more frequent words reduce density of low-frequent ones in terms of class.

From studies about argumentation scheme linking lexical items such as verbs, connector and noun or adjectives from the corpus BD we get a list of useful verbs for technical argumentation in scientific discourse. This set consists of 291 verbs and 705 different tokens (gerondif, past...). In the figures points associated to one of the verb list is colored in red. Several tens of verbal forms belong to clustered area as well as for corpus PM and corpus BD. It means that some verbs are deliberately useful to argumentation to this or that technical context. But some red points can be seen near dense areas. It means clearly a polysemy of verbs playing role in different contexts.




Figure 3. At top line, display of unstemmed words from the corpus PM with Fruchterman layout: frequency range [2-9], $\beta=3$, $\langle \text{neighbours} \rangle=0$, $N=5375$ words (top left) frequency [6-9], $\beta=2$, $\langle \text{neighbours} \rangle=2$, $N=1739$ words (top middle) frequency [2-5], $\beta=2$, $\langle \text{voisins} \rangle=1$, $N=4751$ words (top right). At bottom line, display of unstemmed words from the corpus BD with Fruchterman layout: frequency [2-9], $\beta=3$, $\langle \text{voisins} \rangle=1$, $N=6097$

words (bottom left) frequency [6-9], $\beta = 2$, $\langle \text{neighbours} \rangle = 1$, $N=2022$ words (bottom middle) frequency [2-5], $\beta=2$, $\langle \text{neighbours} \rangle = 1$, $N=5395$ words (bottom right).

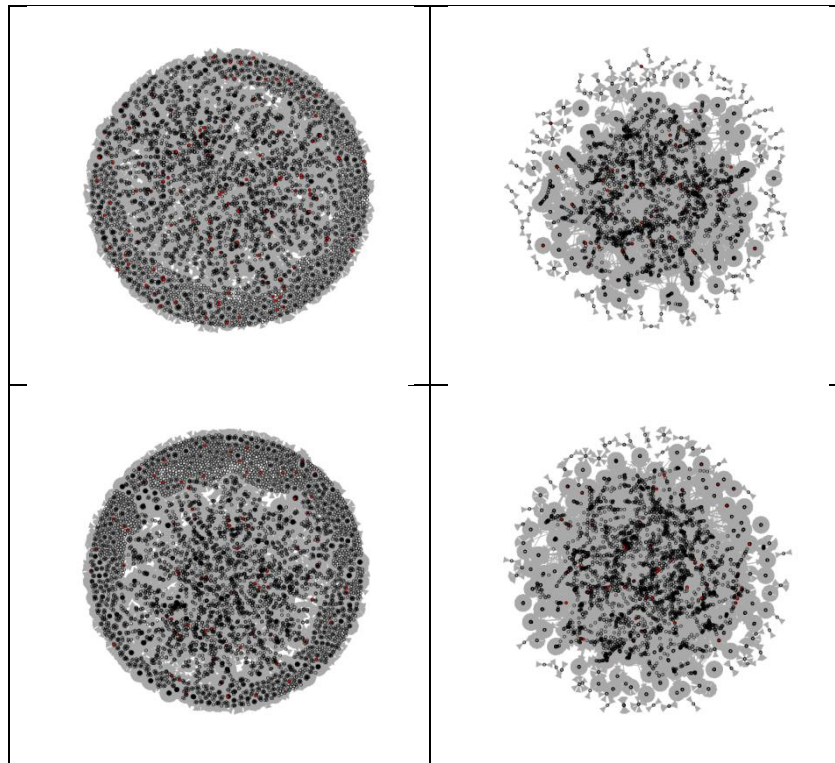


Figure 4. At top line, display of unstemmed words from the corpus PM: frequency [2-3] ; $\beta = 1$, $\langle \text{neighbours} \rangle \geq 7$, $N=4245$ words (DRL, top right), $\beta = 1$, $\langle \text{neighbours} \rangle = 3$, $N=5708$ words (Fruchterman, top left) At bottom line, display of unstemmed words from the corpus BD: frequency [2-3] ; $B=1$, $\langle \text{neighbours} \rangle \geq 8$, $N=5698$ words (DRL, bottom right), $\beta = 1$, $\langle \text{neighbours} \rangle \geq 4$, $N=6938$ words (Fruchterman, bottom left).




Figure 5. At top line, display of unstemmed words from the corpus PM: frequency [2-20] ; $\beta = 1$, $\langle \text{neighbours} \rangle \geq 45$, $N=8278$ words (DRL, top right), $\beta = 5$, $\langle \text{neighbours} \rangle = 1$, $N=4479$ words (Fruchterman, top left). At

bottom line, display of unstemmed words from the corpus BD: frequency [2-20] ; $\beta = 1$, $\langle \text{neighbours} \rangle \geq 31$, N=13997 words (DRL, bottom right), $\beta = 5$, $\langle \text{neighbours} \rangle = 1$, N=5841 words (Fruchterman, bottom left).

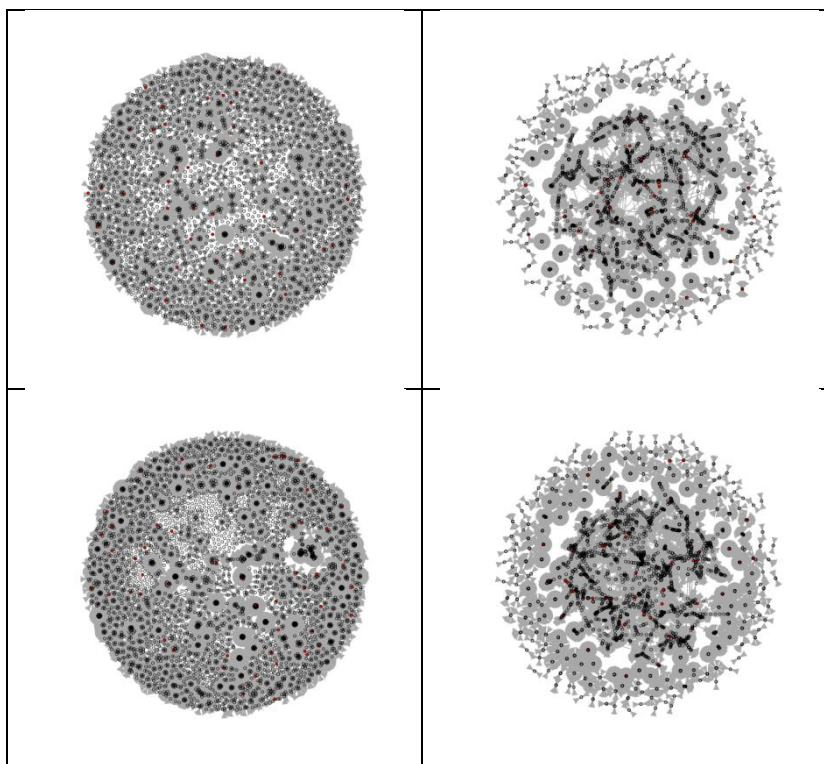


Figure 6. At top line, display of unstemmed words from the corpus PM: frequency [2-2] ; $\beta = 1$, $\langle \text{neighbours} \rangle \geq 4$, N=2328 words (DRL, top right), $\beta = 1$, $\langle \text{neighbours} \rangle \geq 2$, N=2962 words (Fruchterman, top left). At bottom line, display of unstemmed words from the corpus BD: frequency [2-2] ; $\beta = 1$, $\langle \text{neighbours} \rangle \geq 5$, N=3437 words (DRL, bottom right), $\beta = 1$, $\langle \text{neighbours} \rangle \geq 3$, N=3871 words (Fruchterman, bottom left).

1.5 Discussion

Some sciences try to learn close associations between components, we can cite chemistry and sociology. Some other sciences try to learn about more global structure like economy and astrophysics. Computational linguistics and lexical statistics are domains able to take overview of a whole set of relationships as well as focusing on specific relationships. In this chapter we try to show some results for a whole overview of closed relationships in same short documents, highlighted by some items involved in specific argumentative relationships. Firstly we try to explain how contradictions can occur explicitly in texts as specific relationships. Secondly two corpora have been studied to extract global information. They share common properties such as: short document size, technical domain, English language, natural distribution of lexical items, corpus size. Nevertheless one corpus is a domain studied by lots of people as a scientific active domain (i.e. biodiversity), the other consists of “hoax” documents written by people as true documents. Surprisingly there is a striking similarity of global clustering visualization between hoax documents and true documents. The texts are natural language factual information interpreted by Humans. Originally experimental data generated or pretreated prior to lead to published interpretations. In the next chapter we try to highlight interpretation locks of evidence in several areas. Beyond syntactic associations Humans chooses their words based on their understanding that can not be stable and give rise to divergent views even paradox or contradiction.

II SINGULAR AMBIGUITY IN DATA

2.1 Visual ambiguities

Medicine	[Fang et al, 2004] [Kirkpatrick et al, 2006] [Pagenstert and Bachman, 2008] [Brusseau et al, 1999] [Lazyuk et al, 1996] [Blinov & Mazurov, 2011] [Canafoglia et al, 2006] [Palmu & Syrjänen, 2005] [Kazmierczak et al, 2008] [Perea et al, 2007]
Psychology	[Peterson et al, 1992] [Grossmann and Dobbins, 2005] [Schirillo and Shevell, 1997] [Maltby et al, 2008] [Cashera et al, 2007] [Robertson, 2000][Rakoczi and Pohl, 2012][Kawabata, 1993][Kim et al, 2003][Drogemuller, 2009]
Neurosciences	[Carlen et al, 2006] [Habets et al, 2011] [Leznik et al, 2002] [Eagleman, 2011] [Grasman, 2004] [Coq et al, 2009] [Kreher et al, 2008] [Mayer et al, 2007] [Jitsev, 2010] [Wilfer-Smith, 2011]
Physics	[Cai et al, 1994] [McIntosh et al, 2004][Chibani, 2003] [Honnicke et al, 2005] [Valiullin et al, 2003] [Kaye and Gordon, 1998] [November and Wilkins, 1992] [Feldstein et al, 2011] [Forrester et al, 2000] [Panero, 2010]
Biology	[Hentschel et al, 2007] [Carette and Ferguson, 1992] [Yu et al, 2010] [Palomares-Ruis et al, 2010] [Gantchev et al, 1992] [Ivanov, 2004] [Shin and Pierce, 2004] [DaSilva and Oliveira, 2008] [Gorbatyuk and Andronati, 1996] [Wood et Napel, 1992]

Medical Observation

The other important impediment is the ambiguous interpretation of therapeutic effects, in particular if the pretreatment stage is the delayed relaxation pattern as is usually observed in diabetic patients [Fang et al, 2004]. In schizophrenia, dysphoria or psychotic symptoms should improve at the same time that negative symptoms improve, it is not clear that there has been a direct effect on negative symptoms [Kirkpatrick et al, 2006]. Clinical examination different signs and functional tests are in use with at times lack of quantification and problems of interpretation [Pagenstert and Bachman, 2008]. Analysis of multiexponential decays often leads to hard interpretation, confirming limited diagnostic value of relaxation times [Perea et al, 2007]. Presence of multiple positive peaks before and after averaged jerks led to ambiguous interpretation of the coupling between EEG transients and EMG potentials [Canafoglia et al, 2006]. Tympanograms can present ambiguous interpretation related to admittance [Palmu, et al, 2005]. [Kazmierczak et al, 2008] found that symptoms with female patients with DM gives ambiguous interpretation of electrocardiogram ECG. Interpretation of X ray images is sometimes difficult, like object boundary points at different focal distances, inconsistency between anatomical sections and X ray projections and multiplicity of shades [Blinov et al, 2011]. According [Lazyuk et al, 1996] the method of digital thermography in the version developed cannot be used for estimating the functional state of a myocardium and pulmonary circulation due to problem of interpretation of the results obtained and their great variability.

Psychology drawing

Mental images can be ambiguous according geometric direction such as the top/bottom or front/back of the image [Peterson et al, 1992]. Dynamic patterns induce a vivid sense of rotation in depth but with doubts either as leftward or rightward rotation about a vertical axis (corresponding to clockwise or counter-clockwise rotation)[Grossmann and Dobbins, 2005]. Luminance can have an impact such as an edge may be due to a difference in illumination, or a difference in reflectance, or both. Observers can vary the luminance of a small test [Schirillo and Shevell, 1997]. Plotting a statistical test can induce false impressions. For instance the use of the Scree Plot produced an ambiguous interpretation with a possible 'elbow' appearing after eigenvalues [Maltby et al, 2008]. According [Cashera et al, 2007] multimodal systems support people with different needs and different features during the interaction process however naturalness can usually produce ambiguous interpretation. [Robertson, 2000] describes a Minimum Description Length Agent Negotiation Image interpretation is fundamentally

ambiguous. Interpretation involves finding the most probable interpretation. What we “See” is the most probable interpretation. [Rakoczi and Pohl, 2012] criticize reliability of existing eye tracking studies (within both and economic settings) may be impaired due to ambiguous interpretation. [Kawabata, 1993] assessed a rate to interpret correctly a picture when fixating a target. [Kim et al, 2003] give importance to memory associated to priming stimulus while the ensuing information of an ambiguous interpretation is referred to as target information. [Drogemuller, 200] assume ambiguous interpretation to geometric information, as standards for civil engineers, quickly come to the fore.

cognitive imagery

The low sensitivity of experiments with the currently available techniques have resulted in much conflicting data [Carlen et al, 2006]. When gesture precedes the coexpressive word by a relatively large margin, the upcoming speech cannot influence the interpretation of gesture. Thus, an ambiguous interpretation of the gesture is finalized and stabilized before the word onset [Habets et al, 2011]. [Leznik et al, 2002] remarked that in most imaging studies the interpretation of imaging pattern is based on subjective criteria that are open to ambiguous interpretation. [Eagleman, 2011] reports a competition among groups of neurons typically appears only in very specific contexts, in which sensory information lends itself to ambiguous interpretation (eg, binocular rivalry). [Grasman, 2004] describes interpretation problem about Laplacian computation in neuro-electromagnetic signal origin between spatially high passed filtered topographies. [Coq et al, 2009] noticed that a deterioration of neuronal properties would likely result in ambiguous interpretation of tactile cues and undoubtedly contributed to a decline in grasp control, ultimately resulting in failed and repeated grasp attempts, as well as increased reach and grasp times. [Kreher et al, 2008] analyzed distribution of cortical fibers showing that the inherent limitations of the spatial resolution of diffusion tensor images, the limited sharpness of the orientation density function, and the ambiguous interpretation of the anisotropy of diffusivity concerning the cortical fibre direction may lead to false positive connections. [Mayer et al, 2007] describe brain chemistry as changes most often expressed as metabolite ratios, which although useful, can lead to ambiguous interpretation of data. [Jitsev, 2010] recall that the contextual support provided by learning such high-order relations is in general of crucial importance for correct interpretation of visual stimuli embedded in a larger context (e.g., object or scene). Their local appearance is usually highly ambiguous and can be correctly interpreted only if consulting additional contextual cues mediated by the connectivity formed during the previous experience with the visual input. About pain modulation [Wilfer-Smith, 2011] says that the majority of research has concentrated on inhibition, which has led to an ambiguous interpretation of brain imaging data in visceral pain.

Physical systems

A number of flow regime classification models have been reported in the literature based on the subjective and variable visual observations, such as the Mandhane flow regime map [Cai et al, 1994]. In astrophysical imagery values of parameters can induce misunderstanding [McIntosh et al, 2004]. Radar imaging provides an advantage for the earth change observation independently of weather conditions, however, the recognition of some features as roads is more difficult [Chibani, 2003]. In coronary applications, the position of the catheter changes a lot due to the curved nature of the arteries. This gives images that do not correspond to the expected cross section of the stent and lead to ambiguous interpretation by physicians [Brusseau et al, 1999]. [Honnicke et al, 2005] report that superposition of the details arising from those three main sources of contrast can result in ambiguous interpretation of the image though mathematical image processing such as diffraction enhanced images has been widely

used to solve this problem. According [Valiullin et al, 2003] NMR relaxometry is apparently a more suitable method for probing a length scale but it is often hampered by complicated interpretation of the experimental data. In their patent [Kaye and Gordon, 1998] explains that imaging microparticles should be patterned in such a manner as to ensure that ambiguous pattern interpretation cannot occur in the case of 90, 180 or 270 degree rotation from the intended viewing orientation. About solid-state imaging [November and Wilkins, 1992] indicate that measurements from a single spectral point are subject to ambiguous interpretation of magnetic field with velocity and line strength. In fact high-voltage modulators are difficult to, maintain and control reliably. Visual observations can lead to misinterpretations such as auroral substorm observations as described in [Feldstein et al, 2011]. [Forrester et al, 2000] presents Laser Doppler Imaging as an established technique for the two dimensional measurement of tissue perfusion; But the uncertainty of photon penetration depth leads to ambiguous interpretation of what fraction of the tissue microcirculation is being sampled. Hydrogen is very difficult to detect through X-ray diffraction, and the Fourier transform infrared spectra of hydrous ringwoodite are very broad, with ambiguous interpretation through frequency to distance relationships [Panero, 2010].

Biological systems

As a consequence of ambiguous of morphological similarities, many species have been moved between genera or even families since the earliest exhaustive classifications of liverworts [Hentschel et al, 2007]. According to [Carette and Ferguson, 1992] both the programmed cell death, and in particular the epithelial-mesenchymal transformation theory of seam degeneration rely on the potentially ambiguous interpretation of a dynamic event from a series of static images. In phylogenetics, [Yu et al, 2010] pointed out an ambiguous interpretation about inference for the entire cladogram. [Palomares-Ruis et al, 2010] advocate of the phylogenetic relationships within plant-parasitic nematodes such as Longi-doridae, especially in cases where morphological characters may lead to ambiguous interpretation. [Gantchev et al, 1992] advocate of the spin-labelling technique but recall that in studying the dynamic behaviour of biological membranes an unambiguous interpretation of the spectral data is difficult. [Ivanov, 2004] wrote about echolocation of dolphins by imagery and describes that if the animal changes the spectral-time structure of echolocation pulses on purpose, the statistical processing yields an ambiguous interpretation of data on the acoustic behavior of a dolphin in the course of the detection and identification of targets. [Shin and Pierce, 2004] warn about difficult interpretation of the fluorescence signal caused by fluorescence resonance energy transfer between dyes. [DaSilva and Oliveira, 2008] criticize ERIC-PCR technique devoted to identification of strain groups, due to interpretation limitations leading to low reproducibility between laboratories. [Gorbatyuk and Andronati, 1996] point out that ¹H Nuclear magnetic resonance (NMR) spectra were assigned incorrectly because of a rather ambiguous interpretation of the spectra in absence of the complementary ¹³C NMR spectra. [Wood et Napel, 1992] discuss about radiological imagery interpretation problems about surface orientation of the reconstructed objects though this problem can be avoided by using multiple light sources.

2.2 Measure ambiguities

Physics	[Shakal & Bernreuter, 1980][Courteau et al, 2007] [McIntosh et al, 2004] [Garland et al, 2001][Zhang et al, 2007] [Kwon and Kubicki, 2004] [Yoshida et al, 2008][Zhang et al, 1989][Standish, 1993] [Daragan and Mayo, 1995]
Biology	[Gianola et al, 2006] [Mollet et al, 1997] [Noth and Benecke, 2005] [Peano et al, 2005][Eisenrauch and Bamberg, 1990] [Kloczkowski et al, 2002] [Kompalic-Cristo, 2004][Battles et al, 1995] [Ounis et al, 2001] [Won and Min, 2010] [Moskovets et al, 2003]

Anthropology	[Wassenberg et al, 2003][Keyton and Rhodes, 1997] [Aguilar, 2008][Wicklund, 1995][Crean and Wisher, 2000] [Cudney and VanTuyle, 2001][Posner, 1998][Jaeger, 1992][Romero, 1994][Babrow et al, 1994]
Geosciences	[Klose, 2006][Rapalini, 2007] [El-Qady et al, 1999] [Liu and Liu, 2008] [Poudjom Djomani et al, 2003][Van Tuyll CI and Van de Wal, 2003][Cobbold et al, 2004][Schnadt et al, 1998][Metelkin et al, 2007][Degtyarev et al, 2008]
Chemistry	[Lenglet et al, 1995] [Pizarro et al,2000] [Kounaves, 2003][Kerridge and Kaltsoyannis, 2003][Buffle and Filetalla, 1995][Mechinskas, 2002][Florincio et al, 2012][Xu et al, 2012][Tumanova et al, 2005][Cabral Do Couto and Chipman, 2012]
Medical	[Casas Pina et al, 1999] [Schneider et al, 2009] [Venturin et al, 2004] [Burek, 2005][Aubin and Humbert, 1995][Wassenberg-Severijnen et al, 2003][Xing et al, 2011][Arora et al, 1999][Iannelli et al, 2006] [Leen and Mills, 1999]
Psychology	[Charlton, 2000][Dillenbourg, 1996][Kuckertz et al, 2012][Bressler et al, 2006][Meichi, 2003][Charash and McKay, 2009][Allegro, 1990] [Stevenson and Evans, 1994] [Rodden et al, 2010][Soni, 2011]
Economy	[Ozdincer and Ozyildirim, 2011][Smith, 2003][Starczak and Jakubiec, 2003][Smith and Natesan, 1999] [Holcombe, 1992] [Durand, 2007][Lonkani et al, 2012][Stanley, 2000][Gischer and Juttner, 2001][Methanuntakul, 2010]

Physical measure

The distance dependence of ground motion relationships derived from close-in data is very sensitive to the ambiguous interpretation of distance when the station is a source dimension or less from the fault. The choice of the method for measuring distance can have a dramatic impact on the resulting ground motion curves [Shakal et Bernreuter, 1980]. For the galaxy NGC 4278 as reported in P05, $V_c(H I) = 326 \pm 40$ while $V_c(\text{model}) = 416 \pm 13$ making for a rather problem of interpretation of V_c [Courteau et al, 2007]. Depending on the experimental system, some effects between liquid/metal interfaces can substantially modify the shape of the current transients and lead to erroneous understanding of experimental data [Garland et al, 2001]. Powder X-ray diffraction data of the unoriented stereocomplex encounter frequent problem of misunderstanding (equatorial and line reflections) [Zhang et al, 2007]. Measures in peaks of spectra about aqueous solution can lead to uncertainties to determine peak positions regards to reference spectra [Kwon and Kubicki, 2004]. Vycor glass and molecular sieves are characterized by random complex orientations of pores and a wide distribution of pore size, and thus might give rise to difficult interpretation of experimental results [Yoshida et al, 2008] Attempts have been made to detect the bound state of two neutrons. These turned out to be either negative result or problems of interpretation [Zhang et al, 1989]. Two interpretations of observational data from Galileo has been drawn about probable observation of Neptune with difference in longitude and latitude from ephemeris [Standish, 1993]. In nuclear magnetic resonance for the two-state jump model, nonmonotonic angular dependence is observed. This often leads to ambiguous interpretation of order parameters [Daragan and Mayo, 1995].

Chemical measure

With no detailed knowledge of the composition of reaction products, coulometric reduction can lead to different explanation [Lenglet et al, 1995]. Mössbauer spectra at room temperature complemented with powder X-ray diffraction analysis of relatively iron-rich soil-samples, and of their particle size fractions (sand, silt, and clay) are compared to demonstrate the ambiguous interpretation of iron oxides mineralogy [Pizarro et al,2000]. Many hypotheses have been advanced to account for the absence of organics and the possible chemicals and reactions that could account for the ambiguous biology experiments even though more reliable, each of the electrochemical techniques by themselves [Kounaves, 2003]. [Kerridge and Kaltsoyannis, 2003] have carried out studies of cerocene, thorocene and protactinocene, and find that in the case of cerocene strong hybridization between the metal $f \delta$ and ligand $\pi(e 2u)$ levels can lead to an ambiguous interpretation of the degree of 'f 1' character in the

ground state wavefunction. [Bufler and Filetalla, 1995] argue that any model can be fitted to titration curves, consequently any a priori model presently used leads to ambiguous interpretation of data. [Tumanova et al, 2005] seeks active sites of the particulate membrane-bound methane hydroxylase pMMOH. Data seems ambiguous due to the fact that the preparations used for crystallization were inactive. Glasses formed in this system with so-called 'boron anomaly' i.e. alkaline earth metal cations. [Mechinskas, 2002] mentions that analysis of certain equivalent electric circuit tends to be subjective and lead to an ambiguous interpretation of the results. For an analysis of pulsed measurements to be more objective, they suggested that the data should be transferred from a time domain into a frequency domain. Crystalline structure is often taken as a reference to establish the dominant interaction pathway which forms the basis for modeling the magnetic behavior. However, this approach can lead to ambiguous interpretation of the magnetic data, mainly for systems where there is at least one possible pathway to weak magnetic exchange interaction [Florincio et al, 2012]. Molecular or supra-molecular nature of low lying valence excitations in condensed phase water lead to an ambiguous interpretation of the absorption spectrum and an unclear picture of the microscopic details that underline peak position [Cabral Do Couto and Chipman, 2012]. NMR suffers from the presence of paramagnetic species which may entail ambiguous interpretation, some caution has to be exercised before NMR measurements, in particular about membrane cleanings [Xu et al, 2012].

Biological measure

The use of multiple molecular markers as aids in genetic selection programs can be spoiled due to collinearity [Gianola et al, 2006]. Some DNA sequences such as 16S rRNA sequencing may occur in species harbouring multiple copies of the 16S rRNA gene, as demonstrated between the different operons in *E. coli* [Mollet et al, 1997]. The importance of unequivocal annotation of microarray experiments is evident. The different probe and gene IDs corresponding to the two annotation releases generates uncertainties [Noth and Benecke, 2005]. PCR methods can sometimes be controversial and a post-PCR control has been shown to be often essential to confirm a sequence identity in case of ambiguous recognition of specific targets [Peano et al, 2005]. In some biological approaches ionophores were used for the demonstration of the electrogenic properties of the enzyme, which could lead to a problem of interpretation of electrogenicity [Eisenrauch and Bamberg, 1990]. [Kloczkowski et al, 2002] recall that hydrogen bond placement can be different because of ambiguous interpretation of imperfect geometries inherent in experimental structures. Diagnosis relies on techniques, one of them is serology. In spite of the high sensitivity, routine serological tests provide results of ambiguous interpretation [Kompalic-Cristo, 2004]. Occasionally, unwanted nonspecific PCR products, often in the size range of the expected product, are obtained during the amplification process; this can lead to ambiguous interpretation of results in ethidium bromide-stained gel analyses [Battles, 1995]. [Moskovets et al, 2003] related a weak fragmentation of singly charged precursors in MALDI TOF/TOF-MS (compared with collision-induced fragmentation of doubly charged precursors in ESI-MS) often provides only a few fragment peaks, resulting in ambiguous interpretation. Typical and conventional methods to detect *E. coli* are cultivation of the organism in selective media and identification by their morphological, biochemical, and immunological characteristics. Because of ambiguous interpretation of the results [Won and Min, 2010] recommend long detection times from initiation to readout, and relatively low detection limits of the cultivating methods using selective media. To study epidermal UV absorption of leaves from chlorophyll fluorescence measurements, [Ounis et al, 2001] explain that fluorescence emission ratios (Blue/Red or Blue/Far-Red) present a limitation because they depend on two variables, which can vary independently, leading to ambiguous interpretation.

Anthropological measure

Different scores (intra class correlation or intern consistency) between interviewers result partially from different interpretation of the item and/or the explanation [Wassenberg et al, 2003]. Examining social and work contexts, behavioral cues of flirting did not appear to be confined to flirting interaction [Keyton and Rhodes, 1997]. Not least of all this has been because of the difficulty of defining ecological limits given a knowledge base that is usually imperfect and liable to ambiguous interpretation [Crean and Wisner, 2000]. Analysis of the main elements of both regulations affirms that there is an ambiguous interpretation of the so-called Preservation Zone (Suelo de Conservacion) that represents a territory subject to preservation given its ecological value in terms of climate regulation, water recharge, forest communities, agricultural cultivation, and hilly landscape. This situation favors illegal land use occupations [Aguilar, 2008]. [Wicklund, 1995] some cultures are unlikely to analyze others by reference to terms that stand for fixed behavior patterns, implying a more complex, but of course perhaps more ambiguous, interpretation and description of action. Nurses' professional role has traditionally included managing and coordinating patient care, and nursing education programs routinely stress nurses' care management role. [Cudney and VanTuyle, 2001] discovered that the scope of this role is ambiguous; interpretation differs among nurses. Ambiguity is contained into contracts between people. [Posner, 1998] mention that a court will refuse to use evidence of the parties' prior negotiations in order to interpret a written contract unless the writing is (1) incomplete, (2) ambiguous, (3) the product of fraud, mistake. The most reliable evidence of a food crisis in Africa is its rising food imports. To explain food crisis in Africa, [Jaeger, 1992] criticized principal data sources that are either unreliable, lead to ambiguous interpretation (as influence of migration policy), or are at odds with what is commonly reported. Certain legal clause can cause ambiguous understanding of statutes by courts as described [Romero, 1994] about the Racketeer Influenced and Corrupt Organizations Act statute being a federal criminal statute. [Babrow et al, 1994] studied behaviors of smokers. Tests of the effects of smoking rates on self-reported behavior also buttress the claim that smoking behavior is unstable. They take attention about ambiguous interpretation of analysis of the survey.

Psychological measure

First envisioning machine design focused on epistemic fidelity (of consistency between the physical representation of some phenomena and the expert's mental representation of this phenomena). However, because mapping physical and mental representations is an inherently ambiguous interpretation process, the users did not read representations as experts did [Dillenbourg, 1996]. [Allegro, 1990] studied linguistic form to understand therapeutic effect. He used inkblot as a test when he was confronted to problems of interpretation. [Charash and McKay, 2009] make a test with sixty participants in several groups were identified and engaged in a masked emotional stroop test, implicit memory task, and ambiguous interpretation task. Individuals with elevated contamination fear would show biases of attention or memory. Behavioral cues can be sources of confusion [Charlton, 2000], hence interpretation of a given cue becomes dependent upon inferences concerning intentions, dispositions and relationships. [Meichi, 2003] studied Soccer players. Players were encouraged to ask questions when they did not understand the content of the questionnaire and we were all the time there to answer the questions to avoid the confusion caused by ambiguous interpretation of terms. [Bressler et al, 2006] imagined a questionnaire examining categorization of others' sense of humor. After eliminating items deemed to have ambiguous interpretation, the final questionnaire contained 14 statements. Measuring educational development [Stevenson and Evans, 1994] suffered about answers of students such as "i ask

questions to check my results". [Kuckertz et al, 2012] talk about a measure of ambiguous interpretation to participants with body dysmorphic disorder (BDD), OCD, and healthy controls. The measure examines interpretation of ambiguous information in forms of anxiety. According to [Soni, 2011] concept of happiness for a person depends of context. By giving determinate form to the relation with the other, as a relation of sympathy specifically, (and sentimentalism more generally) makes possible the ambiguous interpretation of happiness, as both an ineffable affect and a judgment based on the complexity and on the complexity and heterogeneity of a narrative situation. User behavior with interface is not always clear. [Rodden et al, 2010] described for example, a rise in page views for a particular feature may occur because the feature is genuinely popular, or because a confusing interface leads users to get lost in it, clicking around to figure out how to escape.

Geological measure

In geoscientific disciplines. Interpretation difficulties occur especially if the data that have to be interpreted are of arbitrary dimension where, for instance are compared pairwise [Klose, 2006]. A paleomagnetic test of the Patagonian Orocline shows an ambiguous interpretation of declination anomaly without paleohorizontal control [Rapalini, 2007]. A correlated 2D cross-section can give an ambiguous interpretation, which may be an archaeological body [El-Qady et al, 1999]. [Liu and Liu, 2008] consider 2-D seismic data and low signal-to-noise ratio led to ambiguous interpretation. [Poudjom Djomani et al, 2003] explain that extent of terrane depends on ambiguous interpretation of magnetic anomalies. For instance the Birekte terrane is recognized entirely on geophysical grounds, as the basement is overlain by up to 10 km of Riphean. [Van Tuyl CI and Van de Wal, 2003] studying the Cenozoic era, in geological studies, mentioned the ambiguous interpretation of the global mean benthic oxygen isotope curve. [Degtyarev et al, 2008] claims that the correlation of geological events in different structural–formational zones and leads to an ambiguous interpretation of the Early Paleozoic evolution of Northern Kazakhstan. [Metelkin et al, 2007] talk about ambiguity concerning the position of Siberia relative to the other cratons in the Late Neoproterozoic prevents from estimating the dynamics of formation of Late Precambrian oceanic basins. Outgoing longwave radiation is ambiguous according [Schnadt et al, 1998] in the frame of the composites for the recurring tropical cyclones, since these cyclones usually undergo a transition from a tropical storm to an extratropical cyclone in the vicinity of the east. Strata overlapping the fold limbs provide evidence for coeval sedimentation and contraction. In the cores of major anticlines, structural complexity and lack of seismic resolution make difficult interpretation [Cobbold et al, 2004]

Medical measure

Evaluation of markers has not been treated as a universally accepted criterion, which can occasionally lead to uncertainties due to variations of these parameters [Casas Pina, 1999]. Observations from the inter-rater experiment 2 were used to adjust and improve the tool. Only a few criteria were found to contribute to the heterogeneity of rater results by causing misunderstandings [Schneider et al, 2009]. [Venturin et al, 2004] used published reports and recruited patients to build a common data structure in which to tabulate the information. For each patient, we added any new clinical sign that had not been included previously, thus obtaining a relational database with 103 fields. The presence of a specific sign was attributed only when it was explicitly reported and formalised in binary fashion (that is, present or not present). When a field could not be completed because of lack of information or an ambiguous interpretation, it was defined as null and was not counted. [Burek, 2005] noticed that free HCVAg (HCV core antigen) could enable the diagnosis of acute HCV infection. But some clinical situations present difficult interpretation of HBV and HCV markers because of

"unusual" constellation. [Aubin and Humbert, 1995] The serologic evaluation of hepatitis B is difficult because of sometimes ambiguous interpretation of tests available. All the studies reviewed report that the diagnosis of internal hernia may be difficult because symptoms and signs may be very vague or masked by the body habitus of the obese patient, and physical examination [Iannelli et al, 2006]. Interpretation of the case-control studies about myocardial infarction may be difficult because in a case-control study the relative risk cannot be calculated directly, the odds ratio is used as a surrogate when the disease is rare [Arora et al, 1999]. The term hypotony has been used in many different contexts often leading to ambiguous interpretation of its clinical significance to visual function [Leen and Mills, 1999]. [Xing et al, 2011] mentioned that raters introduce errors, generate ambiguous interpretation of structures, and make careless mistakes. Performance level assessment is an important aspect of interpreting reported structures. [Wassenberg-Severijnen et al, 2003] criticized that different scores between interviewers resulted partially from ambiguous interpretation of the item and/or the explanation.

Economical measure

Comparison such as cost-income ratios can be not correlated with most of the other measures, this suggests it is an unreliable indicator of competition and inefficiency as a consequence of its ambiguous interpretation [Ozdincer and Ozyildirim, 2011]. The proportion of sample loans that are recorded as being secured with collateral is a characteristic to compare borrowers across countries. The interpretation of collateral as a risk variable is especially ambiguous [Smith, 2003]. [Starczak and Jakubiec, 2003] assert that some firms appreciate the significance of unambiguous documentation and define the details concerning the measurement strategy. But the ambiguous interpretation of design requirements still too often exists in practice. In a test, Subjects were asked about their price-quality beliefs for twenty-eight product categories. However, after pre-test, items for the threshold and price-level variables were dropped due to ambiguous interpretation by subjects [Smith and Natesan, 1999]. [Holcombe, 1992] points out ambiguous interpretation of the general welfare in the US Constitution. [Durand, 2007] suggests correcting the prices of inputs in produced units for quality changes, thereby concealing both product and process innovations into the measure of inputs; If measure of multifactor productivity would incorporate product innovations into the measure of inputs but leave process innovations this would give the productivity residual an ambiguous interpretation. [Stanley, 2000] notifies that some researchers admit economical models may correctly capture underlying economic relations at some point in time, but that these relations are themselves sensitive to sensitive to policy changes. Interpretation of models with data over time could be unstable. The capital to assets ratio reflects on the one hand, regulatory costs which banks try to shift onto customers, and on the other purports to measure credit risk. The resulting positive relationship between this ratio and the interest margin lends itself to ambiguous interpretation. Take, for example, two banks with the same capital/assets ratio [Gischer and Juttner, 2001]. [Methanuntakul, 2010] mention barriers for high-street fashion brands to build customer value and differentiate the core values of their brands from competitors because of imbalanced strategic communication implementation particularly in the encoding process, and ambiguous interpretation of target audience behaviour as a key disseminator of brand messages. [Lonkani et al, 2012] mention that communication leads to misunderstanding of effects. The effect of announcements on stock prices has a problem of distortion and ambiguous interpretation. Distortion of stock price when an announcement is made may due to a discretionary process of interpreting relevant information.

2.3 Structuration ambiguities

Statistics	[Edwards, 1994] [Huang et al, 1991][Cacciola, et al, 2003] [Thompson and Geyer, 2007] [Le Duy et al, 2011] [Garcia et al, 1998] [Hanges et al, 2005] [McClelland et al, 2000] [Mair, 2007] [Pons, 2006]
computer science	[Tedeschi, 2006] [Niehaus and Terry, 1993] [Jukic and Vrbsky, 1997] [Meyer-Delius, 2009] [Shapiro et al, 1993] [Faconti et al, 2000] [Lucas et al, 2009][Stojanovic, 2005][Elfe et al, 1998][Vanackere, 2001]
Linguistics	[Gal et al, 2005][Rosen, 1991] [Tungsteth, 2003] [Obrębski and Stolarski, 2006] [Mayberry and Miiikulainen, 1994] [Hagen, 2002] [Chung, 1998][Andrews et al, 2011][Bouma et Hopp, 2006] [Fu et al, 2000]

Computation

Sometimes statistical assumptions are rarely satisfied, the null hypothesis tests give ambiguous results depending on the scatter of the data [Tedeschi, 2006]. Niehaus and Terry (1993) find the regression coefficients of lagged surplus variables on premiums have opposite signs for one and two periods. Sometimes data (tuples in databases) needs comparison with others tuples to precise their meanings [Jukic and Vrbsky, 1997] [Lucas et al, 2009]. Situation Recognition for Vehicular Traffic Scenarios, dealing with temporal contexts induces imprecise interpretations [Meyer-Delius, 2009]. [Shapiro et al, 1993] points out that IDEF (Icam DEFinition for Function Modeling) may be irrelevant. Arrows may join. A join represents fan-in or merging. The relatively unrestricted branch and join structure of arrows combined with their ambiguous interpretation lead to the major obstacle in using IDEF to describe the behavior of a system. [Faconti et al, 2000] specified inter-sensory interaction to avoid ambiguous interpretation of scenes within virtual environments. Because a query of keywords is unprecise [Stojanovic, 2005] precise that the user has to do an additional processing of the list of results in order to find some useful results. Interactions in telephony, (by extension in collaborative work), calls involving multiple callers and features are susceptible to certain types of interaction inducing ambiguous signal interpretation or mistaken roles of callers. The reason for these types of interaction are the various and different contexts created by the activation of each new feature and by the inclusion of each new caller into the call [Elfe et al, 1998]. [Vanackere, 2001] imagined an ambiguity-adaptive logic for the creation of new collective theories. At an early stage of the construction of a theory, the domain specific terms are unavoidably vague or ambiguous. Still, the creation of the theory will never take of, if the scholars (who belong to one group) do not assume that all of them use the terms they use in a common way.

Statistics

Validity of differences scores confounds the effects of their component measures, and failure to explain variance beyond their component measures [Edwards, 1994]. Confusion in endogenous switching regression model specifications can cause problems of interpretation [Huang et al, 1991]. Inspection of the vibrational response of a beam with an edge non-propagating crack by means of stochastic analysis lead to uncertainty. When the breach is small, this is revealed by numerical applications which seems unable to give any information on the position of the crack [Cacciola, 2003]. [Thompson and Geyer, 2007] underlines that conventional p-values have ambiguous interpretation unless they are extreme. Two major risk areas with any and all stochastic estimating processes are identified as the unreliability of the estimates, and the ambiguous interpretation [Pons, 2006]. Striving for nonredundant predictor variables or using orthogonal contrasts greatly reduces the need for larger sample sizes to achieve adequate statistical power. The reduced redundancy also allows a less, but still, ambiguous interpretation of a variable's effect [McClelland et al, 2000]. [Mair, 2007] explain that in models considered as the family of nonstandard log-linear models it can arise an ambiguous interpretation of parameters. [Hanges et al, 2005] describes ambiguity about intra-

class correlation coefficients (ICCs) as an index of homogeneity is precisely because ICCs can increase by either increases in within-group homogeneity or by increases in between-group differences. It was found that the observation of ST deviations in the standard EGG may lead to ambiguous interpretation and that limiting observation to ST-T patterns alone instead of including QRS changes further hampers correct identification of the occluded vessel [Garcia et al, 1998]. According [Le Duy et al, 2011] in PRA for NNP there is still an ambiguous interpretation of the point estimate which is used to represent statistic quantity of log-normal distribution.

linguistic ambiguities

Diversity of concepts describing the meaning of data in data sources (for example, database schemata, extensible markup language [XML] document-type definitions [DTDs]) is commonly known as semantic heterogeneity a well-known obstacle to data source integration [Gal et al, 2005]. In languages, for instance for Catalan, in the heavy construction, clauses verbs are may denote independent motion or not [Rosen, 1991]. In Norwegian, since instrumentals can either precede or follow directional prepositional phrases, but must precede locative prepositional phrases (PP), an instrumental PP preceding the i-PP (locative preposition i) should result in an ambiguous interpretation of the sentence [Tungsteth, 2003]. Ambiguous annotation may result from ambiguous segmentation [Obrębski and Stolarski, 2006]. [Mayberry and Miikulainen, 1994] have noticed that frequency-based mechanism alone is insufficient to explain all of lexical disambiguation. Rather, it suggests how disambiguation might occur at its most basic, subconscious level alluded to in the introduction. This process should be distinguished from what can be called pragmatic disambiguation, which requires higher-level inferencing. [Hagen, 2002] shows that pattern descriptions are unprecise and therefore ambiguous. She preconized to adopt a standard notation to specify patterns. [Chung, 1998] noticed than in Korean, in general, the greater the likelihood of ambiguous interpretation, the more difficult it is to switch the word order of two NPs. [Andrews et al, 2011] point out polysemic issue of annotation tagging. For instance, the tag “Java” may be used to describe a resource about the Java island or a resource about the Java programming language ; thus, users looking for resources related to the programming language may also get some irrelevant resources related to the Island (therefore, reducing the precision); [Bouma and Hopp]describe ambiguous problem in anaphoric interpretation. The pronoun sie can be ambiguous; interpretation is readily available. In other words, preferences for either interpretation are not categorical; rather, they reflect tendencies potentially based on factors like grammatical function or linear order. [Fu et al, 2000] describes Chinese lexical ambiguities as (1) word segmentation ambiguity, (2) part-of-speech ambiguity and (3) pronunciation ambiguity (viz. the problem of polyphonic words).

2.4 Discussion

In this chapter, we follow the idea of the first chapter to draw up where ambiguity and source of confusion is contained in data. Lots of sciences, producing information and data may induce an expert in a confusing position to offer a precise interpretation. We cited for each science a pool of studies which is only representative, but not exhaustive, of occurring problems. For ambiguities in texts the two effects of misinterpretation and erroneous results can play an important role.

Conclusion

In this paper we present two sources of contradictions occurring in text data. The first one is purely syntactic related to the writer’s intention in its article. The second one is related factual data, obtained from experiments, and leading to elementary basis of interpretation. Goal of the

paper influence how an article is written. When intention of the writer is ethically related to scientific concern of truth, ambiguity relied only on difficulties to obtain unambiguous fact data from experiments entangled by noise or lack of up-to-date categories to help interpretation. When intention of a writer is motivated by its career and reputation improvement, data is not central playing role but only rhetorical discourse of the writer, leading to improper relations but explained in a same way as real facts.

In this study we tried to point out source of uncertainty to interpret relationship in data. We did not propose a controlled process to subtract noise from data; leaving out bad intention of a writer or uncertainty of data leading to contradictory interpretation. It should be a serious issue to make a corpus cleaner for concept and name entity extraction, and their relationships.

References

- Agrawal R and Srikant R, "Fast Algorithms for Mining Association Rules", VLDB 1994.
- Aguilar AG, Peri-urbanization, illegal settlements and environmental impact in Mexico City, *Cities* Volume 25, Issue 3, June 2008, Pages 133–145
- Allegro LA. On the formulation of interpretations, *Int J Psychoanal.* 1990;71 (Pt 3):421-33.
- Amsili P., L'antonymie en terminologie : quelques remarques, *Conférence Terminologie et intelligence artificielle (TIA)*, Strasbourg, 2003
- Andrews P., Pane J. and Zaihrayev I. Semantic Disambiguation in Folksonomy: A Case Study, *Advanced Language Technologies for Digital Libraries, Lecture Notes in Computer Science* Volume 6699, 2011, pp 114-134.
- Arora RR, Timoney M and Melilli L. Acute myocardial infarction after the use of sildenafil, *N Engl J Med* 1999; 341:700
- Aubin F and Humbert P. Ivermectin for crusted (Norwegian) scabies, *N Engl J Med* 1995; 332:612
- Babrow AS, Black DR and Tiffany ST. Beliefs, attitudes, intentions, and a smoking-cessation program: A planned behavior analysis of communication campaign development, *Health Communication*, Volume 2, Issue 3, 1990.
- Battles J.K., Williamson J.C., Pike K.M., Gorelick P.L., Ward J.M. , and Gonda M.A. Diagnostic assay for *Helicobacter hepaticus* based on nucleotide sequence of its 16S rRNA gene. *J Clin Microbiol.* 1995 May; 33(5): 1344–1347.
- Bhalla K, Ibrado AM, Tourkina E, Tang C, Grant S, Bullock G, Huang Y, Ponnathpur V, Mahoney ME. High-dose mitoxantrone induces programmed cell death or apoptosis in human myeloid leukemia cells. *Blood.* 1993 Nov 15;82(10):3133-40.
- Blinov NN, Al Mazurov. Problems of Enhancement of Diagnostic Capacity of Medical X-Ray Equipment, *Biomedical Engineering* , December 2011, Volume 45, Issue 5, pp 157-161.
- Bouma, G. and Hopp, H. 2006. Effects of word order and grammatical function on pronoun resolution in German. In Ron Artstein and Massimo Poesio (eds.) *Ambiguity in Anaphora Workshop Proceedings –ESSLI 2006*, 5-12.
- Bressler ER, Martin RA and Balshine S. Production and appreciation of humor as sexually selected traits, *Evolution and Human Behavior*, Volume 27, Issue 2, March 2006, Pages 121–130
- Buffle J and Filella M. Physico-chemical heterogeneity of natural complexants: clarification, *Analytica Chimica Acta* 313 (1995) 144-150
- Burek V, Laboratory diagnosis of viral hepatitis B and C, *Acta Med Croatica.* 2005;59(5):405-12.
- Cabral Do Couto P and Chipman D.M. Insights into the ultraviolet spectrum of liquid water from model calculations: The different roles of donor and acceptor hydrogen bonds in water pentamers. *J. Chem. Phys.* 137, 184301 (2012);
- Cacciola P., Impollonia N. and Muscolino G. Crack detection and location in a damaged beam vibrating under white noise, *Computers & structures*, 2003, vol. 81, no18-19, pp. 1773-1782
- Cai, S., Toral, H., Qiu, J. and Archer, J. S. (1994). Neural network based objective flow regime identification in air-water two phase flow. *Can. J. Chem. Eng.*, 72: 440–445.
- Canafoglia L, Bugiani M, Uziel G., Dalla Bernardina B., Ciano C., Scaioli V., Avanzini G., Franceschetti S. and Panzica F. Rhythmic cortical myoclonus in Niemann–Pick disease type C. *Movement Disorders* Volume 21, Issue 9, pages 1453–1456, September 2006.
- Carette M.J. and Ferguson M.W. The fate of medial edge epithelial cells during palatal fusion in vitro: an analysis by DiI labelling and confocal microscopy, February 1, 1992 *Development* 114, 379-388.
- Caschera M. C., Ferri F., Grifoni P. 2007. An Approach for Managing 45 Ambiguities in Multimodal Interaction. *OTM 2007 Ws, Part I, LNCS 4805.* 45 Springer-Verlag Berlin Heidelberg 2007. pp. 387--397.
- Charash M. and McKay D. (2009). Disgust and Contamination Fear: Attention, Memory, and Judgment of Stimulus Situations. *International Journal of Cognitive Therapy: Vol. 2, Special Section: Disgust and Phobic Avoidance*, pp. 53-65.
- Charles W. and Miller G., Context of antonymous adjectives, *Applied psycholinguistics*, 10, Cambridge University Press (Cambridge), 1989
- Charlton B. Evolution and the cognitive neuroscience of awareness, consciousness and language, *Psychiatry and the human condition* , Radcliffe Medical Press: Oxford, UK, 2000.
- Chibani, Y. Radar and panchromatic image fusion by means of the a trous algorithm , *Image and Signal Processing for Remote Sensing IX.* Edited by Bruzzone, Lorenzo. *Proceedings of the SPIE*, Volume 5238, pp. 543-550 (2004).
- Chung C 1998. Case, Obliqueness, and Linearization in Korean. *Proceedings of the FHCG-98.*

- Cobbold PR, Mourgues R and Boyd K Mechanism of thin-skinned detachment in the Amazon Fan: assessing the importance of fluid overpressure and hydrocarbon generation, *Marine and Petroleum Geology*, Volume 21, Issue 8, September 2004, Pages 1013–1025.
- Coq JO, Barr AE, Strata F, Russier M, Kietrys DM, Merzenich MM, Byl NN, Barbe MF, Peripheral and central changes combine to induce motor behavioral deficits in a moderate repetition task. *J. expneurol* 2009 Dec;220(2):234-45.
- Courteau S., McDonald M., Widrow L.M and Holtzman J. The Bulge-Halo Connection in Galaxies: A Physical Interpretation of the Vc-σ Relation, *The Astrophysical Journal*, 655:L21-L24, 2007 January 20
- Cover TM et Hart PE (1967). "Nearest neighbor pattern classification". *IEEE Transactions on Information Theory* 13 (1): 21–27.
- Crean K and Wisher S.J. Is there the will to manage fisheries at a local level in the European Union? A case study from Shetland, *Marine Policy* Volume 24, Issue 6, November 2000, Pages 471–481
- Csardi G et Nepusz T: The igraph software package for complex network research, *InterJournal, Complex Systems* 1695. 2006.
- Cudney A and VanTuyle L A fine line on the front line, *Nursing Management: June 2001 - Volume 32 - Issue 6, Part 1 of 2 - pp 34-35*
- Culioli 1987, "Formes schématiques et domaine", *BULAG 13*, Université de Besançon, 7-16, repris in T. 1 : 115-126.
- Da Silva A. and S. Oliveira S. Haemophilus Parasuis isolates with Genotypes based on ERIS-PCR carry different Surface Antigens, *International Pig Veterinary Society Congress* (2008)
- Daragan V.A. and Mayo K.H. Using the model-free approach to interpret 13C NMR multiplet relaxation data from peptides and proteins, *Journal of Magnetic Resonance, Series B* (June 1995), 107 (3), pg. 274-278.
- Davidson NE, Prestigiacomio LJ and Hahm HA. Induction of jun gene family members by transforming growth factor alpha but not 17 beta-estradiol in human breast cancer cells. *Cancer Res.* 1993 Jan 15;53(2):291-7.
- Deese J., *The structure of associations in language and thought*, Johns Hopkins Press (Baltimore), 1965
- Degtyarev K. E., Shatagin K. N., Kotov A. B., Sal'nikova E. B., Luchitskaya M. V., Shershakova M. M., Shershakov A. V. and Tret'yakov A. A. Early Ordovician volcanic complex of the Stepnyak zone (Northern Kazakhstan): Age substantiation and geodynamic setting, *Doklady Earth Sciences*, March 2008, Volume 419, Issue 1, pp 248-252
- Dillenbourg P. (1996) Distributing cognition over brains and machines. In S. Vosniadou, E. De Corte, B. Glaser & H. Mandl (Eds), *International Perspectives on the Psychological Foundations of Technology-Based Learning Environments*. (Pp. 165-184). Mahwah, NJ: Lawrence Erlbaum.
- Drogemuller, R. Can B.I.M. be Civil? *Queensland Roads*, No. 7, March 2009, pp.47-55.
- Durand R. Should we adjust input prices for quality changes? *Journal of Economic and Social Measurement* Volume 32, Number 1 / 2007
- Eagleman, D. *Incognito: The Secret Lives of the Brain*. (2011). Edinburgh, UK: Canongate Books.
- Edwards J, Regression analysis as an alternative to Difference Scores, *Journal of Management*, 1994, vol 20 n 3 , 683-689
- Eisenrauch A. and Bamberg E. Voltage-dependent pump currents of the sarcoplasmic reticulum Ca²⁺-ATPase in planar lipid membranes , *FEBS letters* 1990, vol. 268, no1, pp. 152-156.
- Elfe C.D., Freuder E.C. and Lesaint D. Dynamic constraint satisfaction for feature interaction, *Journal BT Technology Journal archive* Volume 16 Issue 3, July 1998 Pages 38-45.
- El-Qady G, Sakamoto C and Ushijima K (1999) 2-D inversion of VES data in Saqqara archaeological area, Egypt. *Earth Planets Space* 51:1091–1098.
- Faconti G, Massink M., Bordegoni M., De Angelis F. and Booth S. Haptic cues for image disambiguation, *Computer Graphics Forum* Volume 19, Issue 3, pages 169–178, September 2000
- Fang Z.Y., Prins J.B. and Marwick T.H. Diabetic Cardiomyopathy: Evidence, Mechanisms, and Therapeutic Implications , *Endocrine Reviews* August 1, 2004 vol. 25 no. 4 543-567
- Feinerer I., Hornik K. et Meyer D. Text mining infrastructure in R. *Journal of Statistical Software*, 25(5):1-54, March 2008.
- Feldstein, Y. I., V. G. Vorobjev, and V. L. Zverev (2011), Comment on "The importance of auroral features in the search for substorm onset process" by Syun-Ichi Akasofu, A. T. Y. Lui, and C.-I. Meng, *J. Geophys. Res.*, 116.
- Fellbaum C., Co-occurrence and antonymy, *Journal of Lexicography* (1995) : Cooccurrence and Antonymy, *International Journal of Lexicography* 8, Oxford University Press (Oxford), 1995
- Florencio AS, Allão RA, Vaz MGF and De M. Carneiro JW Density Functional Theory as a tool to identify the dominant magnetic interactions in the [Cu(hfac)₂(N₃TEMPO)]_n chain
- Forrester K.R., Shymkiw R., Tulip J., Sutherland C., Hart D. and Bray R.C. Spatially resolved diffuse reflectance with laser Doppler imaging for the simultaneous in-vivo measurement of tissue perfusion and metabolic state, *Proc. SPIE* Vol. 3914, p. 324-332, *Laser-Tissue Interaction XI: Photochemical, Photothermal, and Photomechanical*, Donald D. Duncan; Jeffrey O. Hollinger; Steven L. Jacques; Eds.
- Fruchterman T. et Reingold E. (1991), "Graph Drawing by Force-Directed Placement", *Software – Practice & Experience* (Wiley) 21 (11): 1129–1164.
- Fu G, Zhang M, Zhou G and Luke K.K A Unified Framework for Text Analysis in Chinese TTS, *Chinese Spoken Language Processing, Lecture Notes in Computer Science* Volume 4274, 2006, pp 200-210 .
- Gal A., Modica G., Jamil H. and Eyal A. Automatic Ontology Matching Using Application Semantics *AI Magazine* Volume 26 Number 1 (2005).
- Gantchev, T. G. and Gotchev, G. G. Evaluation of Conformational dynamics properties of spin-labelled proteins at different degrees of nitroxide radicals immobilization, *Applied Magnetic Resonance* (1992) 3: 67-82 , January 01, 1992
- García J, Wagner G, Sörnmo L, Lander P and Laguna P Multivariate discriminant analysis of ECG-based indexes to identify the occluded artery in patients undergoing PTCA, *Engineering in Medicine and Biology Society*, 1998. *Proceedings of the 20th Annual International Conference of the IEEE*

- Garland J.E., Pettit C. M., Walters M. J. and Roy D. Analysis of potentiostatic current transients at metal/liquid interfaces: resolving the effects of a finite step interval, *Surface and Interface Analysis* Volume 31, Issue 6, pages 492–503, June 2001
- Gianola D., Fernando R.L. and Stella A. Genomic-Assisted Prediction of Genetic Value With Semiparametric Procedures *Genetics*. 2006 July; 173(3): 1761–1776. doi: 10.1534/genetics.105.049510 PMID: PMC1526664.
- Giles C and Wren J Large-scale directional relationship extraction and resolution *BMC Bioinformatics* 2008, 9 (Supp 9) :S11.
- Gischer H and Jüttner DJ Profitability and Competition in Banking Markets: An Aggregative Cross Country Approach, Magdeburg Univ. 2001
- Gorbatyuk, V. Ya.; Shapiro, Yu. E.; Yakubovskaya, L. N.; Andronati, S. A., ¹H and ¹³C NMR spectra of hydazepam. *Pharmaceutical Chemistry Journal* vol. 30 issue 9 September 1996. p. 601 - 603
- Grasman, R.P.P.P. (2004) Sensor array signal processing and the neuro-electromagnetic inverse problem in functional connectivity analysis of the brain. PhD-thesis, University of Amsterdam, The Netherlands.
- Grossmann JK and Dobbins AC., Competition in bistable vision is attribute-specific. *Vision Res.* 2006 Feb;46(3):285-92. Epub 2005 Jul 19.
- Habets B, Kita S., Shao Z., Özyurek A. and Hagoort P The Role of Synchrony and Ambiguity in Speech–Gesture Integration during Comprehension *Journal of Cognitive Neuroscience*, August 2011, Vol. 23, No. 8, Pages 1845-1854.
- Hanges PJ and Lyon JS Interpreting changes in ICCs: To agree or not to agree, that is the question, *Research in Multi-Level Issues: Vol. 4*, pp.421 - 431 (2005)
- Hentschel J., Paton J. A., Schneider H. and Heinrichs J. Acceptance of *Liochlaena* Nees and *Solenostoma* Mitt., the systematic position of *Eremonotus* Pearson and notes on *Jungermannia* L. s.l. (*Jungermanniidae*) based on chloroplast DNA sequence data, *Plant systematics and evolution* 2007, vol. 268, no1-4, pp. 147-157.
- Herrmann D. J., Chaffin R., Daniel M. P. and Wool R. S., The role of elements of relation definition in antonymy and synonym comprehension, *Zeitschrift für Psychologie*, 194, Barth (Leipzig), 1986
- Holcombe RG The distributive model of government: Evidence from the Confederate constitution, *Southern Economic Journal* Vol. 58, No. 3, Jan., 1992.
- Hönnicke M. G., G. Kellerman, H. S. Rocha, C. Giles, G. Tirao, I. Mazzaro, R. T. Lopes, and C. Cusatis Enhanced contrast radiography with channel-cut crystals at the LNLS, *Rev. Sci. Instrum.* 76, 093703 (2005).
- Howard K. and Struhl G. Decoding positional information: regulation of the pair-rule gene hairy, *Development*, 1990, vol. 110, pp1223-1231.
- http1 <http://www.biodiversa.org/>
- http2 <http://www.ncbi.nlm.nih.gov/pubmed>
- http3 <https://data.epo.org>
- http4 <http://thomsonreuters.com/web-of-science/>
- http5 <http://sourceforge.net/u/gdemont/profile/>
- http6 <http://pdos.csail.mit.edu/scigen/>
- http7 <http://en.wiktionary.org/wiki/Index:English>
- Huang CL, Raunikar R and Misra S The Application and Economic Interpretation of Selectivity Models, *American Journal of Agricultural Economics* Vol. 73, No. 2, May, 1991.
- Iannelli A, E Facchiano E. and J Gugenheim J Internal hernia after laparoscopic Roux-en-Y gastric bypass for morbid obesity, *Obesity Surgery* October 2006, Volume 16, Issue 10, pp 1265-1271
- Ivanov, M. P. (Jul 2004) Dolphin echolocation signals in a complicated acoustic environment. *Acoustical Physics*, 50 (4), 469-479
- Jaeger WK The causes of Africa's food crisis, *World Development*, Volume 20, Issue 11, November 1992, Pages 1631–1645
- Jitsev E. On the self-organization of a hierarchical memory for compositional object representation in the visual cortex. PhD thesis Goethe University Frankfurt 2010.
- Jones S., *Antonymy: a corpus-based perspective*, Routledge (Londres), 2002
- Jukic N.A. and Vrbsky S.V. Asserting beliefs in MLS relational models, *ACM SIGMOD Record* Homepage archive, Volume 26 Issue 3, Sept. 1997, Pages 30 – 35
- Justeson J., Katz S., Co-occurrence of antonymous adjectives and their contexts, *Computational Linguistics*, 17, MIT Press (Cambridge), 1991
- Kawabata N. A model of selective attention to disambiguate ambiguous figures - *Systems and Computers in Japan*. Volume 24, Issue 6, pages 26–37, 1993.
- Kaye P.H., Tracey M.C. and Gordon J.A. Coded Items for Labelling Objects, EP Patent 0.757.830, 1998.
- Kazmierczak J, Peregud-Pogorzelska M, Brzosko I Coronary Stenosis Treated by Percutaneous Angioplasty in a Patient With Dermatomyositis, *Angiology*. 2008 Feb-Mar;59(1):117-20.
- Kerridge A and Kaltsoyannis N All-electron CASPT2 study of Ce(η^8 -C₈H₆)₂, *Comptes Rendus Chimie* Volume 13, Issues 6–7, June–July 2010, Pages 853–859
- Keyton J and Rhodes S, Examining Flirting in Social and Work Contexts: Are There Implications for Harassment?, *Journal of Business Ethics*, February 1997, Volume 16, Issue 2, pp 129-146
- Kim E, S You, J Lee Priming Effects by Visual Image Information in On-Line Shopping Malls - 6th Asian Design Conference, Oct 14-17 2003 Tsukuba International Congress Center, Japan.
- Kirkpatrick B., Fenton W.S., Carpenter W.T., and Marder S.R. The NIMH-MATRICES Consensus Statement on Negative Symptoms, *Schizophrenia Bulletin* vol. 32 no. 2 pp. 214–219, 2006.
- Kloczkowski A, Ting K.-L., Jernigan R.L. and Garnier J, Combining the GOR V algorithm with evolutionary information for protein secondary structure prediction from amino acid sequence, *Proteins: Structure, Function, and Bioinformatics*, Volume 49, Issue 2, pages 154–166, 1 November 2002.

- Kompalic-Cristo A, Nogueira SA, Guedes AL, Frota C, González LF, Brandão A, Amendoeira MR, Britto C and Fernandes O (2004) Lack of technical specificity in the molecular diagnosis of toxoplasmosis. *Trans R Soc Trop Med Hyg* 98:92–95.
- Kounaves SP. Electrochemical approaches for chemical and biological analysis on Mars, *Chemphyschem*. 2003 Feb 17;4(2):162-8.
- Kreher BW, Schnell S, Mader I, Il'yasov KA, Hennig J, Kiselev VG, Saur D. Connecting and merging fibres: pathway extraction by combining probability maps. *Neuroimage*. 2008 Oct 15;43(1):81-9.
- Kuckertz JM, Amir N, Tobin AC and Najmi S Interpretation of Ambiguity in Individuals with Obsessive-Compulsive Symptoms, *Cognitive Therapy and Research*, 2012
- Kwon KD and Kubicki JD., Molecular orbital theory study on surface complex structures of phosphates to iron hydroxides: calculation of vibrational frequencies and adsorption energies. *Langmuir*. 2004 Oct 12;20(21):9249-54.
- Langeland J. A., Attai S. F., Vorwerk K. and Carroll S. B. Positioning adjacent pair-rule stripes in the posterior *Drosophila* embryo, *Development*, 1994, vol. 120, pp. 2945-2955.
- Lazyuk DG, IV Sidorenko, TV Krushevskaya Method of thermography in diagnosing cardiovascular diseases, *Journal of Engineering Physics and Thermophysics*, May–June, 1996, Volume 69, Issue 3, pp 395-399.
- Le Duy T. D., Vasseur D., Dieulle L., Bérenger C. and Couplet M. Representation of parameter uncertainty with evidence theory in Probabilistic Risk Assessment 7th International Symposium on Imprecise Probability: Theories and Applications, Innsbruck, Austria, 2011
- Leen MM and Mills RP Prevention and management of hypotony after glaucoma surgery, *International Ophthalmology Clinics: Summer 1999 - Volume 39 - Issue 3 - ppg 87-101*
- Lenglet M., Lopitau J., Leygraf C., Odnevall I., Carballeira M., Noualhaguet J.C., Guinement J., Gautier J. and Boissel J. Analysis of Corrosion Products Formed on Copper in Cl₂/H₂S/NO₂ Exposure, *J. Electrochem. Soc.* 1995 volume 142, issue 11, 3690-3696.
- Leznik E., Makarenko V. and Llinás R. Electrotonically mediated oscillatory patterns in neuronal ensembles: an in vitro voltage-dependent dye-imaging study in the inferior olive, *The Journal of Neuroscience*, 1 April 2002, 22(7): 2804-2815.
- Liu X.L and Liu T.Y. Comparison and Analysis of Gravity-seismic Joint Inversion Based on 2.5 D and 3D Model. *Chinese Journal of Engineering Geophysics* 2008-04
- Lonkani R, Changchit C and Satjawathee T Examining the Effects of Business Contract Announcements on Stock Prices in Thailand, *International Research Journal of Finance and Economics* Issue 93 July, 2012
- Lucas FJ, Molina F and Toval A, A systematic review of UML model consistency management, *Information and Software Technology*, Volume 51, Issue 12, December 2009, Pages 1631–1645.
- Mair P A framework to interpret nonstandard log-linear models, *Austrian Journal of Statistics*, Volume 36 (2007), Number 2, 89–10
- Maltby, J., Day, L., Gill, P., Colley, A., & Wood, A. M. (2008). Beliefs around luck: Confirming the empirical conceptualization of beliefs around luck and the development of the Darke and Freedman beliefs around luck scale. *Personality and Individual Differences*, 45(7), 655-660.
- Martin S., Brown W., Klavans R. et Boyack K. OpenOrd: An Open-Source Toolbox for Large Graph Layout. *Proceedings of the Visualization and Data Analysis Conference*, 2011. Published in *SPIE-IS&T*, 2011. 7868. p. 786806-1-11.
- Mayberry III, MR and Miikkulainen, R. (1994). Lexical disambiguation based on distributed representations of context frequency. In *Proceedings of the 16th annual conference of the cognitive science society*.
- Mayer D, Zahr NM and Sullivan EV, Pfefferbaum A. In vivo metabolite differences between the basal ganglia and cerebellum of the rat brain detected with proton MRS at 3T. *Psychiatry Res.* 2007 Apr 15;154(3):267-73.
- McClelland GH Increasing statistical power without increasing sample size, 2000 - American Psychological Association
- McIntosh S.W., Fleck B. and Tarbell T.D. CHROMOSPHERIC OSCILLATIONS IN AN EQUATORIAL CORONAL HOLE, *The Astrophysical Journal*, 609:L95–L98, 2004 July 10.
- Mechinskas P Pulsed galvanostatic method for studying corrosion processes: A further development, *Russian Journal of Electrochemistry* July 2002, Volume 38, Issue 7, pp 682-687
- Meichi C. Perceived Stress Intensity and Cognitive Appraisal of Acute Stress among Czech Elite Soccer Players, 2003, Charles University
- Metelkin D.V., Vernikovskiy V.A. and Kazansky A.Yu. Neoproterozoic evolution of Rodinia: constraints from new paleomagnetic data on the western margin of the Siberian craton, *Russian Geology and Geophysics* Volume 48, Issue 1, January 2007, Pages 32–45
- Methanuntakul K High-street fashion brand communication amongst female adolescents, Brunel University School of Engineering and Design PhD Theses, 2010.
- Meyer-Delius D., Probabilistic situation recognition for vehicular traffic scenarios, *Conference on Robotics and Automation*, 2009. ICRA '09. IEEE International
- Mollet C., Drancourt M. and Raoult D. rpoB sequence analysis as a novel basis for bacterial identification *Molecular Biology* (1997) 26(5), 1005-1011.
- Moskovets E., Hsuan-Shen Chen H.S., Pashkova A, Rejtar T, Andreev V, Karger B.L. Closely spaced external standard: a universal method of achieving 5 ppm mass accuracy over the entire MALDI plate in axial matrix-assisted laser desorption/ionization time-of-flight mass spectrometry, *Rapid Communications in Mass Spectrometry* Volume 17, Issue 19, pages 2177–2187, 15 October 2003.
- Niehaus, G. et A. Terry, 1993, “Evidence on the Time-Series Properties of Insurance Premiums and Causes of the Underwriting Cycle: New Support for the Capital Market Imperfections Hypothesis”, *Journal of Risk and Insurance*, pp. 466-79.
- Noth S and Benecke A. Avoiding inconsistencies over time and tracking difficulties in Applied Biosystems AB1700TM/PantherTM probe-to-gene annotations. *BMC Bioinformatics* 6: 307 (2005).

- November L.J. and Wilkins L.M. Liquid crystal polarimeter: a solid state imager for solar vector magnetic fields, *Opt. Eng.* 34(6), 1659-1668 (Jun 01, 1995).
- Obrębski T. and stolarski Mm. (2006). Uam Text Tools – a flexible nLp architecture. In n. calzolari (ed.), Fifth International Conference on Language Resources and Evaluation (pp. 2259-2262).
- Ounis A., Cerovic ZG, Briantais JM and Moya I. DE-FLIDAR: a new remote sensing instrument for estimation of epidermal UV absorption in leaves and canopies, *Proceedings of EARSeL-SIG-Workshop LIDAR, Dresden/FRG, June 16 – 17, 2000.*
- Ozdincer B and Ozyildirim C Determining factors of Bank Performance Based on return on solvency and efficiency: A study of Turkish banks, - *International Business & Economics ...*, 2011 - cluteonline.com, *International Business & Economics Research Journal*, Vol 5, No 9 (2006)
- Pagenstert GI and Bachmann M. Clinical examination for patellofemoral problems, *Orthopade.* 2008 Sep;37(9):890-5, 897-903. doi: 10.1007/s00132-008-1296-3.
- Palmu AAI, R Syrjänen Diagnostic value of tympanometry using subject-specific normative values, , *Int J Pediatr Otorhinolaryngol* 2005;69:965-971.
- Palomares-Rius, J. E., Landa, B. B., Tanha Maafi, Z., Hunt, D. J., Castillo, P. Comparative morphometrics and ribosomal DNA sequence analysis of *Longidorus orientalis* Loof, 1983 (Nematoda: Longidoridae) from Spain and Iran. *Nematology* 2010 Vol. 12 No. 4 pp. 631-640
- Panero, W. R., First-Principles Determination of the Structure and Elasticity of Hydrous Ringwoodite, *Journal of Geophysical Research.*
- Peano C, Lesignoli F, Gulli M, Corradini R, Samson MC, Marchelli R, Marmioli N. Development of a peptide nucleic acid polymerase chain reaction clamping assay for semiquantitative evaluation of genetically modified organism content in food, *Anal Biochem.* 2005 Sep 15;344(2):174-82.*
- Perea W, Cannella M, Yang J, Vega AJ, Polenova T, Marcolongo M. 2H double quantum filtered (DQF) NMR spectroscopy of the nucleus pulposus tissues of the intervertebral disc, *Magn Reson Med.* 2007 Jun;57(6):990-9.
- Peterson M, Kihlstrom J.F., Rose P.M., and Glisky M.L Mental images can be ambiguous: Reconstruals and reference-frame reversals *Memory* d: *Cognition* 1992, 20 (2), 107-123
- Pina TC, Zapata IT, López JB, Pérez JL, Paricio PP and Hernández PM., Tumor markers in lung cancer: does the method of obtaining the cut-off point and reference population influence diagnostic yield? *Clin Biochem.* 1999 Aug;32(6):467-72.
- Pizarro C., Furet N., Venegas R., Fabris J.D., and Escudey M. Some Cautions on the Interpretation of Mossbauer Spectra in Mineralogical Studies of Volcanic Soils, *Bol. Soc. Chil. Quím.* v.45 n.2 Concepción jun. 2000.
- Pons, D. (2006) Does Reduced Uncertainty Mean Greater Certainty?. Christchurch, New Zealand: Project Management Institute of New Zealand (PMINZ) 2006 Conference, 4-6 Oct 2006.
- Posner EA The parol evidence rule, the plain meaning rule, and the principles of contractual interpretation, *University of Pennsylvania Law Review* Vol. 146, No. 2, Jan., 1998
- Poudjom Djomani, Y. H., S. Y. O'Reilly, W. L. Griffin, L. M. Natapov, Y. Erinchek, and J. Hronsky (2003), Upper mantle structure beneath eastern Siberia: Evidence from gravity modeling and mantle petrology, *Geochem. Geophys. Geosyst.*, 4, 1066
- R Core Team R: A Language and Environment for Statistical Computing, R Foundation for Statistical Computing, Vienna, Austria, 2013, <http://www.R-project.org>.
- Rakoczi G. and M. Pohl, Visualisation and Analysis of Multiuser Gaze Data: Eye Tracking Usability Studies in the Special Context of E-learning. ;In *Proceedings of ICALT. 2012*, 738-739.
- Rapalini, A.E., 2007. A paleomagnetic analysis of the Patagonian orocline. *Geol. Acta* 5 (4), 287–294.
- Reinitz J, Kosman D., Vanario-Alonso C.E. et Sharp D. Stripe Forming Architecture of the Gap Gene System, *Developmental Genetics* (23), 11-27, 1998.
- Robertson P. An Architecture for Self-Adaptation and Its Application to Aerial Image Understanding. *IWSAS 2000*: 199-223.
- Rodden K, Hutchinson H and Fu X Measuring the user experience on a large scale: user-centered metrics for web applications, *Proceedings of 28th international conference on CHI 2010*, ACM Press.
- Romero AR Interpretive Directions in Statutes , *Harv. J. on Legis.* 211 (1994)
- Rosen, S.T. "Restructuring Verbs are Light Verbs" in. *Proceedings of WCCFL 9*, 477-491. Rutten, Jean (1991).
- Schirillo JA, Shevell SK: An account of brightness in complex scenes based on inferred illumination. *Perception*; 1997;26(4):507-18.
- Schnadt C, Fink A, Vincent DG, Schrage JM and Speth P Tropical cyclones, 6–25 day oscillations, and tropical-extratropical interaction over the northwestern Pacific. *Meteorology and Atmospheric Physics* 1998, Volume 68, Issue 3-4, pp 151-169
- Schneider K, Schwarz M, Burkholder I, Kopp-Schneider A, Edler L, Kinsner-Ovaskainen A, Hartung T and Hoffmann S. "ToxRTool", a new tool to assess the reliability of toxicological data. *Toxicol Lett.* 2009 Sep 10;189(2):138-44.
- Shakal, A.F.; Bernreuter, D.L. Empirical analyses of near-source ground motion 1980 Sep 01
- Shapiro R.M, Pinci V.O. and Mameli R. Modeling a NORAD Command Post Using SADT and Colored Petri Nets, *Functional Programming, Concurrency, Simulation and Automated Reasoning, Lecture Notes in Computer Science* Volume 693, 1993, pp 84-107.
- Shin J. S. and Pierce N. A., Rewritable Memory by Controllable Nanopatterning of DNA , *Nano Letters* , May 2004, pp. 905–909.
- Smith DC Loans to Japanese borrowers, *Journal of the Japanese and International Economies*, 2003, 17(3).
- Smith KH and Natesan NC Consumer price-quality beliefs: Schema variables predicting individual differences, in *NA - Advances in Consumer Research* Volume 26, eds. Eric J. Arnould and Linda M. Scott, Provo, UT : Association for Consumer Research, Pages: 562-568.

- Soni V The Tragedies of Sentimentalism: Privatizing Happiness in the Eighteenth Century. In *Individualism: The Cultural Logic of Modernity*, edited by Zubin Meer (Lexington Books, Rowman & Littlefield, 2011).
- Standish E.M. Planet X: No Dynamical Evidence in the Optical Observations, *The Astronomical Journal*, vol 105, num 5 May 1993.
- Stanley TD An empirical critique of the Lucas critique, *The Journal of Socio-Economics*, Volume 29, Issue 1, 2000, Pages 91–107
- Starczak M and Jakubiec W Optimisation Model of Measuring Strategy on CMM Meas. *Sci. Rev.* 3 (3) 119-122 2003
- Stevenson JC and Evans GT Conceptualization and measurement of cognitive holding power, *Journal of Educational Measurement*, Volume 31, Issue 2, pages 161–181, June 1994
- Stojanovic N., (2005) "On the conceptualisation of the query refinement task", *Library Management*, Vol. 26 Iss: 4/5, pp.281 – 294
- Tedeschi L.O. Assessment of the adequacy of mathematical models. *Agricultural Systems*, 2006, vol. 89, issue 2-3, pages 225-247.
- Thompson E.A. and Geyer C.J. Fuzzy p-values in latent variable problems , *Biometrika*, 2007, Volume 94, Issue 1 Pp. 49-60.
- Tumanova LV, Tukhvatullin IA, Burbaev DS, Gvozdev R.I. and Andersson K.K. The binuclear iron site of membrane-bound methane hydroxylase from *Methylococcus capsulatus* (strain M), *Russian Journal of Bioorganic Chemistry* March 2008, Volume 34, Issue 2, pp 177-185
- Tungseth, Mai. 2003. Two structural positions for locative and directional PPs in Norwegian motion constructions. *Nordlyd* 31 (2): 473–487.
- Valiullin R, Furó I, Skirda V, Kortunov P. NMR magnetization transfer as a tool for characterization of nanoporous materials. *Magn Reson Imaging*. 2003 Apr-May;21(3-4):299-303.
- Van Tuyl CI and Van de Wal RSW The response of a simple Antarctic ice-flow model to temperature and sea-level fluctuations over the Cenozoic era, *NATURE*, VOL 421, 16 JANUARY 2003
- Vanackere, G., 'The role of ambiguities in the construction of collective theories', *Logique et Analyse* 173–174–175: 189–214, 2001,
- Venturin, M., Guarnieri, P., Natacci, F., Stabile, M., Tenconi, R., Clementi, M., Hernandez, C., Thompson, P., Upadhyaya, M., Larizza, L. and Riva, P., Mental retardation and cardiovascular malformations in NF1 microdeleted patients point to candidate genes in 17q11.2 , *J Med Genet* 2004;41:35-41.
- Wassenberg-Severijnen J.E., Custers J, Hox J, Vermeer A and Helders P Reliability of the Dutch Pediatric Evaluation of Disability Inventory, *Clin Rehabil* July 2003 vol. 17 no. 4 457-462
- Wicklund RA What Evidence Does One Accept for the Workings of a Self? *The Self in European and North American Culture: Development and Processes* NATO ASI Series Volume 84, 1995, pp 323-332
- Wilder-Smith CH (2011). The balancing act: endogenous modulation of pain in functional gastrointestinal disorders. *Gut* 60 (11): 1589-99.
- Willners C., *Antonyms in context : a corpus-based semantic analysis of Swedish*, *Travaux de l'Institut de Linguistique de Lund*, 40, Lund University Press (Lund), 2001.
- Won JY and Min J Highly sensitive *Escherichia coli* O157:H7 detection in a large volume sample using a conical polymer tube chamber consisting of micro-glass beads, *Biosensors and Bioelectronics*, Volume 26, Issue 1, 15 September 2010, Pages 112–117.
- Wood, S.L. and Napel, S Artifacts and illusions in surface and volume rendering , *Engineering in Medicine and Biology Society*, 1992 14th Annual International Conference of the IEEE (Volume:5), Oct. 29 1992-Nov. 1 1992, pp:2091-2092.
- Xing FX, Soleimanifard S., Prince J.L. and Landman B.A. Statistical fusion of continuous labels: identification of cardiac landmarks, *Proc. SPIE 7962, Medical Imaging 2011: Image Processing*.
- Xu F, Leclerc S, Lottin O and Canet D Impact of chemical treatments on the behavior of water in Nafion® NRE-212 by 1H NMR: Self-diffusion measurements and proton quantization, *Journal of Membrane Science* Volume 371, Issues 1–2, 1 April 2011, Pages 148–154.
- Yoshida K, Yamaguchi T, Kittaka S, Bellissent-Funel MC and Fouquet P. Thermodynamic, structural, and dynamic properties of supercooled water confined in mesoporous MCM-41 studied with calorimetric, neutron diffraction, and neutron spin echo measurements. *J Chem Phys*. 2008 Aug 7;129(5):054702. doi: 10.1063/1.2961029.
- Yu JN, Azuma N, Yoon M, Brykov V, Urawa S, Nagata M, Jin DH, Abe S. Population genetic structure and phylogeography of masu salmon (*Oncorhynchus masou masou*) inferred from mitochondrial and microsatellite DNA analyses. *Zoolog Sci*. 2010 May;27(5):375-85.
- Zhang J.M , Tashiro K , Tsuji H and Domb A.J Investigation of phase transitional behavior of poly (L-lactide)/poly (D-lactide) blend used to prepare the highly-oriented stereocomplex, *Macromolecules*, 2007, 40 (4), pp 1049–1054
- Zhang Y.J., Jiang D.Z. and Yang J.Q. Experimental evidence of dineutron existence , *Chinese Phys. Lett.* 6 113 (1989).
- Zipf G.K. *The psychology of Language, an Introduction to Dynamic Philology*, Houghton-Mifflin, Boston 1935.