



Wave propagation in a fractional viscoelastic Andrade medium: diffusive approximation and numerical modeling

Abderrahmin Ben Jazia, Bruno Lombard, Cédric Bellis

► To cite this version:

Abderrahmin Ben Jazia, Bruno Lombard, Cédric Bellis. Wave propagation in a fractional viscoelastic Andrade medium: diffusive approximation and numerical modeling. Wave Motion, 2014, 51 (6), pp.994-1010. 10.1016/j.wavemoti.2014.03.011 . hal-00919673v2

HAL Id: hal-00919673

<https://hal.science/hal-00919673v2>

Submitted on 1 Apr 2014

HAL is a multi-disciplinary open access archive for the deposit and dissemination of scientific research documents, whether they are published or not. The documents may come from teaching and research institutions in France or abroad, or from public or private research centers.

L'archive ouverte pluridisciplinaire **HAL**, est destinée au dépôt et à la diffusion de documents scientifiques de niveau recherche, publiés ou non, émanant des établissements d'enseignement et de recherche français ou étrangers, des laboratoires publics ou privés.

Wave propagation in a fractional viscoelastic Andrade medium: diffusive approximation and numerical modeling

A. Ben Jazia^a, B. Lombard^{b,*}, C. Bellis^b

^a*Ecole Centrale Marseille, 13451 Marseille, France*

^b*LMA, CNRS, UPR 7051, Aix-Marseille Univ., Centrale Marseille, F-13402 Marseille Cedex 20, France*

Abstract

This study focuses on the numerical modeling of wave propagation in fractionally-dissipative media. These viscoelastic models are such that the attenuation is frequency-dependent and follows a power law with non-integer exponent within certain frequency regimes. As a prototypical example, the Andrade model is chosen for its simplicity and its satisfactory fits of experimental flow laws in rocks and metals. The corresponding constitutive equation features a fractional derivative in time, a non-local-in-time term that can be expressed as a convolution product which direct implementation bears substantial memory cost. To circumvent this limitation, a diffusive representation approach is deployed, replacing the convolution product by an integral of a function satisfying a local time-domain ordinary differential equation. An associated quadrature formula yields a local-in-time system of partial differential equations, which is then proven to be well-posed. The properties of the resulting model are also compared to those of the Andrade model. The quadrature scheme associated with the diffusive approximation, and constructed either from a classical polynomial approach or from a constrained optimization method, is investigated. Finally, the benefits of using the latter approach are highlighted as it allows to minimize the discrepancy with the original model. Wave propagation simulations in homogeneous domains are performed within a split formulation framework that yields an optimal stability condition

*Corresponding author

Email addresses: `abderrahim.ben-jazia@centrale-marseille.fr` (A. Ben Jazia),
`lombard@lma.cnrs-mrs.fr` (B. Lombard), `bellis@lma.cnrs-mrs.fr` (C. Bellis)

and which features a joint fourth-order time-marching scheme coupled with an exact integration step. A set of numerical experiments is presented to assess the overall approach. Therefore, in this study, the diffusive approximation is demonstrated to provide an efficient framework for the theoretical and numerical investigations of the wave propagation problem associated with the fractional viscoelastic medium considered.

Keywords: Viscoelasticity; Andrade model; Fractional derivatives; Transient wave propagation; Finite differences

1. Introduction

There is a long history of studies discussing or providing experimental evidences of frequency-dependent viscoelastic attenuations, as observed in e.g. metals [1], acoustic media [2, 3] and in the Earth [4, 5]. Such a behavior is classically modeled using a fractional derivative operator [6, 7], a mathematical tool generalizing to real parameters the standard derivatives of integer orders [8]. While fractional calculus is now a mature theory in the field of viscoelasticity [9], some issues remain commonly encountered. They mostly revolve around the two questions of:

(i) Incorporating fractional dissipation into viscoelastic models that both fit experimental data and have a theoretical validity regarding, e.g., causality properties [10, 11] or the Kramers-Kronig relations [12].

(ii) Implementing numerically these fractional models to perform wave propagation simulations. This latter problem is commonly tackled using standard approaches [13] for modeling constant-law of attenuation over a frequency-band of interest, i.e. with the fractional viscoelastic model being approximated by multiple relaxation mechanisms [14].

Bearing in mind the issue (i) discussed above, it is chosen to anchor the present study to a specific, yet prototypical, physically-based viscoelastic model, namely the Andrade model. Initially introduced in [1] to fit experimental flow laws in metals, it has been further investigated in [15]. It is now used as a reference in a number of studies [16, 17, 18, 19] for the description of observed frequency-dependent damping behaviors in the field of geo-

21 physics and experimental rock mechanics. Moreover, the Andrade model creep function,
22 as written, can notably be decomposed as the sum of a fractional power-law and a standard
23 Maxwell creep function, therefore corresponding rheologically to a spring-pot element ar-
24 ranged in series with a spring-dashpot Maxwell model. Therefore, while being physically
25 motivated and rooted in experiments, this model gives leeway to cover the spectrum from
26 a conventional rheological mechanism to a more complex fractional model, and this with
27 only a few parameters.

28
29 This study focuses on the issue (ii), namely the numerical modeling of wave propa-
30 gation within an Andrade medium that exhibits fractional attenuation. The objective is to
31 develop an efficient approximation strategy of the fractional term featured in this viscoelas-
32 tic model in view of the investigation and simulation of its transient dynamical behavior.
33 A model-based approach is explored in the sense that one aims at a direct approximation
34 of the original constitutive equation. Therefore, the latter is not intended to be superseded
35 by another viscoelastic model that would be designed to fit only a given observable. For
36 example, the usual approach that employs a multi-Zener model typically approximates the
37 quality factor only.

38
39 The article aim and contribution are twofold:

40 (i) Deploy an approximation of the fractional derivative featured in the constitutive
41 equation considered. A direct discretization of this term, that is associated with a non-local
42 time-domain convolution product [8] requires the storage of the entire variables history,
43 which is out of reach for realistic simulations. The Grünwald-Letnikov approximation of
44 fractional derivatives constitutes a tractable approach, commonly used in viscoelasticity
45 [20]. Its main drawback concerns the stability analysis to be performed for the numeri-
46 cal scheme so-obtained. Indeed, Von-Neumann stability of multistep schemes requires to
47 bound the characteristic roots of the amplification matrix, which may be a difficult task.
48 We do not follow this approach here. Alternatively, a so-called diffusive representation is

49 preferred [21], as it allows to recast the equations considered into a local-in-time system
50 while introducing only a limited number of additional memory variables in its discretized
51 form [22]. Following later improvements of the method in [23, 24, 25, 26], an efficient
52 quadrature scheme is investigated in order to obtain a satisfactory fit of the reference model
53 compliance.

54 (ii) Implement the resulting approximated model into a wave propagation scheme.
55 While the available literature on the numerical simulation of transient wave propagation
56 within fractionally-damped media is relatively scarce, see e.g. [27, 28], the aim is here
57 to demonstrate the efficiency of the proposed approach. For the sake of simplicity, the
58 viscoelastic medium considered is assumed to be unidimensional and homogeneous. Af-
59 ter discretization of the dynamical system at hand, a Strang splitting approach [29] is
60 adopted, both to reach an optimal stability condition and to enable the use of an efficient
61 time-marching scheme coupled with an exact integration step. Moreover, deriving a semi-
62 analytical solution for the configuration considered, as a baseline, a set of numerical results
63 is presented to assess the quality of the numerical scheme developed. The overall features
64 and performances of the diffusive representation are finally discussed to compare the An-
65 drade model with its diffusive approximated counterpart.

66 Notably, this study demonstrates that the behavior of fractional viscoelastic models
67 such as the Andrade model can be correctly described using a diffusive approximation.
68 The resulting model is shown to be well characterized mathematically while being easily
69 tractable numerically in view of performing simulations in the time domain.

70

71 This article is organized as follows. The Andrade model is presented and discussed
72 in Section 2. Considering the featured fractional derivative, a corresponding diffusive
73 approximated (DA) version of the former is subsequently formulated and referred to as
74 the Andrade–DA model. The evolution problem is investigated in Section 3, with the
75 derivation and analysis of the first-order hyperbolic system associated with the Andrade–
76 DA model. Section 4.1 is concerned with the definition and computation of an efficient

quadrature scheme for the diffusive approximation, while the implementation of the fully discretized system is described in Section 4.2. Corresponding numerical results are presented and discussed in Section 5.

2. Fractional viscoelastic model

2.1. Preliminaries

The causal constitutive law describing the behavior of a 1D linear viscoelastic medium can be expressed in terms of the time-domain convolution

$$\varepsilon(t) = \int_0^t \chi(t - \tau) \frac{\partial \sigma}{\partial \tau}(\tau) d\tau, \quad (1)$$

with creep function χ , stress field σ and strain field $\varepsilon = \partial u / \partial x$ associated with unidimensional displacement u , time t and space coordinate x .

Next, for parameters satisfying $0 < \beta < 1$, the so-called Caputo-type fractional derivative [7, 9, 8] of a causal function $g(t)$ is defined as

$$\frac{d^\beta g}{dt^\beta}(t) = \frac{1}{\Gamma(1 - \beta)} \int_0^t (t - \tau)^{-\beta} \frac{dg}{d\tau}(\tau) d\tau, \quad (2)$$

where Γ is the Gamma function. Defining the direct and inverse Fourier transforms in time of a function $g(t)$ as

$$\hat{g}(\omega) = \int_{-\infty}^{+\infty} g(t) e^{-i\omega t} dt, \quad g(t) = \frac{1}{2\pi} \int_{-\infty}^{+\infty} \hat{g}(\omega) e^{i\omega t} d\omega,$$

where ω is the angular frequency and $i = \sqrt{-1}$, then the frequency-domain counterpart of equation (2) reads

$$\widehat{\left[\frac{d^\beta g}{dt^\beta} \right]}(\omega) = (i\omega)^\beta \hat{g}(\omega), \quad (3)$$

so that definition (2) is a straightforward generalization of the derivative of integer order.

2.2. Andrade model

The Andrade model [1] is characterized by the creep function given by

$$\chi(t) = \left[J_u + \frac{t}{\eta} + A t^\alpha \right] H(t), \quad 0 < \alpha < 1, \quad (4)$$

95 with Heaviside step function $H(t)$, unrelaxed compliance J_u , viscosity η and two positive
 96 physical parameters A and α . Usual fits with experimental data correspond to $\frac{1}{3} \leq \alpha \leq \frac{1}{2}$
 97 [15, 16]. The composite law (4) can be additively decomposed into a standard Maxwell
 98 rheological mechanism with creep function $t \mapsto J_u + t/\eta$ and a relaxation time $\tau_{\text{Mx}} = \eta J_u$,
 99 together with a power law dependence in time $t \mapsto A t^\alpha$ which constitutes its main feature.
 100 Examples behaviors of the creep function (4) are illustrated in Figure 1a.

101 The Fourier transforms $\hat{\varepsilon}$ and $\hat{\sigma}$ of the strain and stress are linked by $\hat{\varepsilon} = N \hat{\sigma}$ with the
 102 complex compliance N being defined as $N(\omega) = i\omega \hat{\chi}(\omega)$. The latter can be deduced from
 103 the Fourier transform $\hat{\chi}$ of the creep function (4) as

$$N(\omega) = J_u + (i\eta\omega)^{-1} + A\Gamma(1+\alpha)(i\omega)^{-\alpha}. \quad (5)$$

104 Straightforward manipulations on (3), (4) and (5) lead to the following constitutive equa-
 105 tion in differential form for the Andrade model

$$\frac{\partial \varepsilon}{\partial t} = J_u \frac{\partial \sigma}{\partial t} + \frac{1}{\eta} \sigma + A\Gamma(1+\alpha) \frac{\partial^{1-\alpha}}{\partial t^{1-\alpha}} \sigma. \quad (6)$$

106 2.3. Dispersion relations

107 The complex wave number $k(\omega)$ satisfies

$$k(\omega) = \sqrt{\rho} \omega [N(\omega)]^{1/2} := \frac{\omega}{c(\omega)} - i\zeta(\omega), \quad (7)$$

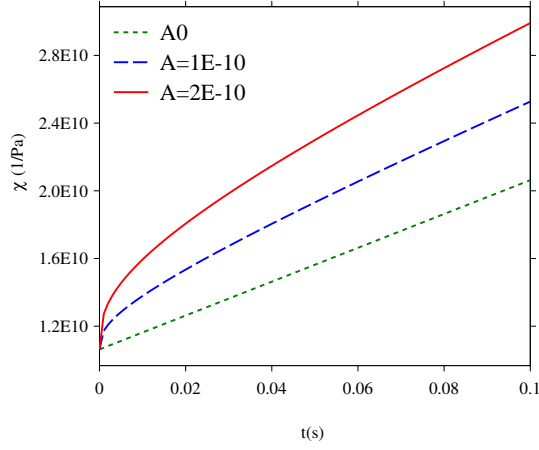
108 where the phase velocity c and the attenuation ζ are given by

$$c(\omega) = \sqrt{\frac{2}{\rho(|N| + \text{Re}[N])}}, \quad \zeta(\omega) = \omega \sqrt{\frac{\rho(|N| - \text{Re}[N])}{2}}. \quad (8)$$

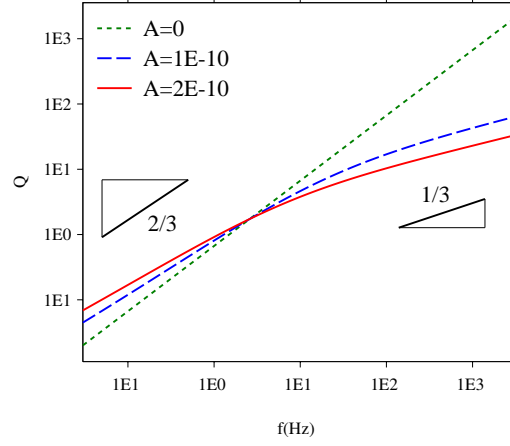
109 Owing to equations (5) and (8), the following limits hold:

$$\begin{aligned} \lim_{\omega \rightarrow 0} c(\omega) &= 0, & \lim_{\omega \rightarrow +\infty} c(\omega) &= \frac{1}{\sqrt{\rho J_u}} := c_\infty, \\ \lim_{\omega \rightarrow 0} \zeta(\omega) &= 0, & \lim_{\omega \rightarrow +\infty} \zeta(\omega) &= +\infty. \end{aligned} \quad (9)$$

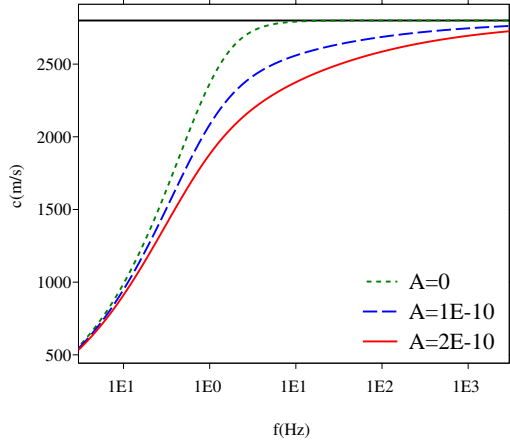
110 Moreover, when $A > 0$, the creep function (4) is an increasing and concave function.
 111 As a consequence, owing to the theoretical developments in [30] and [31], the attenuation



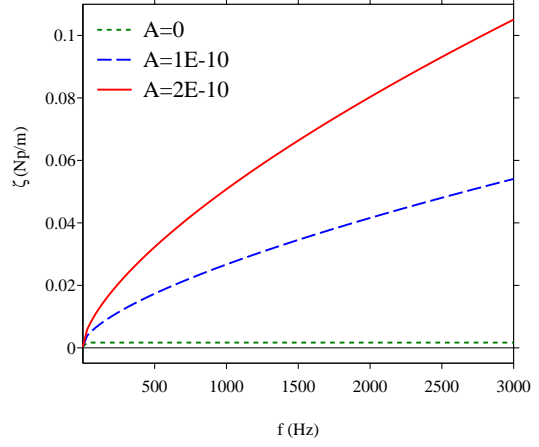
(a) Creep function $\chi(t)$



(b) Quality factor $Q(f)$



(c) Phase velocity $c(f)$



(d) Attenuation $\zeta(f)$

Figure 1: Behaviors of various viscoelastic models derived from (4): Maxwell model ($A = 0$) and Andrade model ($\alpha = 1/3$, with $A = 10^{-10} \text{ Pa}^{-1} \cdot \text{s}^{-\alpha}$ and $A = 2.10^{-10} \text{ Pa}^{-1} \cdot \text{s}^{-\alpha}$). The other physical parameters are: $\rho = 1200 \text{ kg/m}^3$, $c_\infty = 2800 \text{ m/s}$ and $\eta = 10^9 \text{ Pa} \cdot \text{s}$. The horizontal solid line in panel (c) denotes the high-frequency limit c_∞ .

112 $\zeta(\omega)$ for the Andrade model turns out to be sublinear in the high-frequency range, i.e.

$$\zeta(\omega) \underset{\omega \rightarrow +\infty}{=} o(\omega). \quad (10)$$

113 This key property confirms the relevance of the choice of the Andrade model as a proto-
114 typical example of fractional viscoelastic media.

115 The quality factor Q is defined as the ratio

$$Q(\omega) = -\frac{\text{Re}[k^2]}{\text{Im}[k^2]} = -\frac{\text{Re}[N]}{\text{Im}[N]}. \quad (11)$$

116 According to (5) and in the low and high-frequency regimes, the frequency-dependent
117 behavior follows

$$\begin{aligned} Q(\omega) &\underset{\omega \rightarrow 0}{\sim} Q_0 \omega^{1-\alpha} \quad \text{with } Q_0 = \eta A \Gamma(1+\alpha) \cos\left(\frac{\alpha\pi}{2}\right), \\ Q(\omega) &\underset{\omega \rightarrow +\infty}{\sim} Q_\infty \omega^\alpha \quad \text{with } Q_\infty = J_u \left[A \Gamma(1+\alpha) \sin\left(\frac{\alpha\pi}{2}\right) \right]^{-1}. \end{aligned} \quad (12)$$

118 Sample behaviors of the Andrade model for $\alpha = 1/3$ and a varying parameter A are
119 sketched in Figure 1. Notably, the case $A = 0$ corresponds to the standard Maxwell model.
120 The corresponding attenuation curve shows that, within the frequency range considered,
121 the associated high-frequency regime $\zeta(\omega) \underset{\omega \rightarrow +\infty}{\sim} \frac{1}{2\eta} \sqrt{\frac{\rho}{J_u}}$ is rapidly attained. Alternatively,
122 when $A \neq 0$, one observes in Fig. 1b the slopes $2/3$ and $1/3$ of the quality factor in log-log
123 scale at low and high frequencies respectively, as expected from (12). The attenuation ζ
124 is represented as a function of the frequency f and displayed in linear scale in Fig. 1d to
125 emphasize the sublinear high-frequency behavior (10).

126 2.4. Diffusive approximation: Andrade–DA model

127 When implementing (6), the difficulty revolves around the computation of the con-
128 volution product in (2) associated with the fractional derivative of order $1 - \alpha$, which is
129 numerically memory-consuming. The alternative approach adopted in this study is based
130 on a diffusive representation, and its approximation, of fractional derivatives. Following
131 [23], then for $0 < \alpha < 1$ equation (2) can be recast as

$$\frac{\partial^{1-\alpha}}{\partial t^{1-\alpha}} \sigma = \int_0^{+\infty} \phi(x, t, \theta) \, d\theta, \quad (13)$$

132 where the function ϕ is defined owing to a change of variables as

$$\phi(x, t, \theta) = \frac{2 \sin(\pi\alpha)}{\pi} \theta^{1-2\alpha} \int_0^t \frac{\partial \sigma}{\partial \tau}(x, \tau) e^{-(t-\tau)\theta^2} d\tau. \quad (14)$$

133 As ϕ is expressed in terms of an integral operator with decaying exponential kernel, it
 134 is referred to as a *diffusive* variable. From equation (14), it can be shown to satisfy the
 135 following first-order differential equation for $\theta > 0$:

$$\begin{cases} \frac{\partial \phi}{\partial t} = -\theta^2 \phi + \frac{2 \sin(\pi\alpha)}{\pi} \theta^{1-2\alpha} \frac{\partial \sigma}{\partial t}, \\ \phi(x, 0, \theta) = 0. \end{cases} \quad (15)$$

136 The diffusive representation (13–14) amounts to supersede the non-local term in (6) by an
 137 integral over θ of the function $\phi(x, t, \theta)$ which obeys the local first-order ordinary differ-
 138 ential equation (15). The integral featured in (13) is in turn well-suited to be approximated
 139 using a quadrature scheme, so that

$$\frac{\partial^{1-\alpha}}{\partial t^{1-\alpha}} \sigma \simeq \sum_{\ell=1}^L \mu_\ell \phi(x, t, \theta_\ell) \equiv \sum_{\ell=1}^L \mu_\ell \phi_\ell(x, t), \quad (16)$$

140 given a number L of quadrature nodes θ_ℓ with associated weights μ_ℓ . These parameters
 141 with unit of $s^{-1/2}$ and $s^{1/2}$ respectively, and whose computations will be returned to in
 142 Section 4.1, will be seen to be decided from the fit of the Andrade model complex compli-
 143 ance.

144
 145 The frequency-domain versions of equations (6), (15) and (16) lead to the approximated
 146 complex compliance \tilde{N} , such that $\hat{\varepsilon} = \tilde{N} \hat{\sigma}$ and characterizing the model hereafter referred
 147 to as the Andrade–DA model, as

$$\tilde{N}(\omega) = J_u + (i\eta\omega)^{-1} + A\Gamma(1+\alpha) \frac{2 \sin(\pi\alpha)}{\pi} \sum_{\ell=1}^L \mu_\ell \frac{\theta_\ell^{1-2\alpha}}{\theta_\ell^2 + i\omega}. \quad (17)$$

148 A comparison between (5) and its diffusive approximated counterpart (17) shows that the
 149 corresponding complex compliances N and \tilde{N} differ only in their third terms. Therefore,
 150 based on equation (7), the associated dispersion relations read

$$k^2 = \left(\frac{\omega}{c_\infty} \right)^2 \left[1 + \frac{A\Gamma(1+\alpha)}{J_u} \kappa_{\text{mod}}(\omega) \right] - \frac{i\rho\omega}{\eta} \quad (18)$$

151 with the function κ_{mod} being defined for the two models considered by

$$\kappa_{\text{mod}}(\omega) = \begin{cases} \kappa(\omega) = (i\omega)^{-\alpha} & \text{Andrade,} \\ \tilde{\kappa}(\omega) = \frac{2 \sin(\pi\alpha)}{\pi} \sum_{\ell=1}^L \mu_{\ell} \frac{\theta_{\ell}^{1-2\alpha}}{\theta_{\ell}^2 + i\omega} & \text{Andrade-DA.} \end{cases} \quad (19)$$

152 Finally, the diffusive approximated counterparts of the phase velocity and the attenuation
 153 function in (8) can be immediately deduced using (18–19). In particular, the low-frequency
 154 and high-frequency limits of the phase velocity \tilde{c} are equal to those in (9). Moreover, using
 155 tables of standard Fourier transforms, the corresponding time-domain creep function $\tilde{\chi}$,
 156 defined by $\tilde{N} = i\omega \hat{\tilde{\chi}}$, is obtained as

$$\tilde{\chi}(t) = \left[J_u + \frac{t}{\eta} + A\Gamma(1+\alpha) \frac{2 \sin(\pi\alpha)}{\pi} \sum_{\ell=1}^L \mu_{\ell} \theta_{\ell}^{-1-2\alpha} \left(1 - e^{-\theta_{\ell}^2 t} \right) \right] H(t). \quad (20)$$

157 3. Evolution equations

158 With the complex compliance (17) of the Andrade–DA model at hand, which consti-
 159 tutes the approximated version of the diffusive representation of the Andrade model (5), the
 160 present section is concerned with the description and analysis of its dynamical behavior.

161 3.1. First-order system

162 Let define the parameters

$$\gamma_{\ell,\alpha} = \frac{2 \sin(\pi\alpha)}{\pi J_u} \theta_{\ell}^{1-2\alpha}, \quad \Upsilon_{\ell,\alpha} = A\Gamma(1+\alpha) \gamma_{\ell,\alpha} \quad \text{for } \ell = 1, \dots, L. \quad (21)$$

Combining the conservation of momentum in terms of velocity field $v = \partial u / \partial t$ and equa-
 tions (6), (15) and (16) yields

$$\begin{cases} \frac{\partial v}{\partial t} - \frac{1}{\rho} \frac{\partial \sigma}{\partial x} = F_v, \end{cases} \quad (22a)$$

$$\begin{cases} \frac{\partial \sigma}{\partial t} - \frac{1}{J_u} \frac{\partial v}{\partial x} = -\frac{1}{J_u \eta} \sigma - \frac{A\Gamma(1+\alpha)}{J_u} \sum_{j=1}^L \mu_j \phi_j + F_{\sigma}, \end{cases} \quad (22b)$$

$$\begin{cases} \frac{\partial \phi_{\ell}}{\partial t} - \gamma_{\ell,\alpha} \frac{\partial v}{\partial x} = -\theta_{\ell}^2 \phi_{\ell} - \frac{\gamma_{\ell,\alpha}}{\eta} \sigma - \Upsilon_{\ell,\alpha} \sum_{j=1}^L \mu_j \phi_j + J_u \gamma_{\ell,\alpha} F_{\sigma}, \end{cases} \quad (22c)$$

for $\ell = 1, \dots, L$ and where F_v and F_σ are introduced to model external sources. Equations (22) are completed by initial conditions

$$v(x, 0) = 0, \quad \sigma(x, 0) = 0, \quad \phi_\ell(x, 0) = 0 \quad \text{for } \ell = 1, \dots, L.$$

Gathering unknown and sources terms, let the vectors \mathbf{U} and \mathbf{F} be defined as

$$\mathbf{U} = [v, \sigma, \phi_1, \dots, \phi_L]^\top, \quad \mathbf{F} = [F_v, F_\sigma, J_u \gamma_{1,\alpha} F_\sigma, \dots, J_u \gamma_{L,\alpha} F_\sigma]^\top. \quad (23)$$

Then the system (22) can be written in the matrix-form

$$\frac{\partial \mathbf{U}}{\partial t} + \mathbf{A} \frac{\partial \mathbf{U}}{\partial x} = \mathbf{S} \mathbf{U} + \mathbf{F}, \quad (24)$$

where \mathbf{A} is given by

$$\mathbf{A} = \begin{bmatrix} 0 & -\rho^{-1} & 0 & \cdots & 0 \\ -J_u^{-1} & 0 & 0 & \cdots & 0 \\ -\gamma_{1,\alpha} & 0 & 0 & \cdots & 0 \\ \vdots & \vdots & \vdots & \ddots & \vdots \\ -\gamma_{L,\alpha} & 0 & 0 & \cdots & 0 \end{bmatrix}, \quad (25)$$

and \mathbf{S} reads

$$\mathbf{S} = \begin{bmatrix} 0 & 0 & 0 & \cdots & 0 \\ 0 & -(J_u \eta)^{-1} & -A\Gamma(1+\alpha)J_u^{-1}\mu_1 & \cdots & -A\Gamma(1+\alpha)J_u^{-1}\mu_L \\ 0 & -\gamma_{1,\alpha}\eta^{-1} & -\theta_1^2 - \Upsilon_{1,\alpha}\mu_1 & \cdots & -\Upsilon_{1,\alpha}\mu_L \\ \vdots & \vdots & \vdots & \ddots & \vdots \\ 0 & -\gamma_{L,\alpha}\eta^{-1} & -\Upsilon_{L,\alpha}\mu_1 & \cdots & -\theta_L^2 - \Upsilon_{L,\alpha}\mu_L \end{bmatrix}. \quad (26)$$

Note that this differential system remains valid in the case of a *non-homogeneous* viscoelastic medium.

3.2. Energy decay

Studying the energy associated with the system (22) is required to characterize the stability of the Andrade–DA model and to provide constraints on the diffusive approximation

174 calculation. For an infinite 1D domain, the stored kinetic and elastic energies are defined
 175 as

$$\mathcal{E}_v(t) = \frac{1}{2} \int_{-\infty}^{+\infty} \rho v^2 dx \quad \text{and} \quad \mathcal{E}_\sigma(t) = \frac{1}{2} \int_{-\infty}^{+\infty} J_u \sigma^2 dx, \quad (27)$$

176 together with a coupled term associated with the diffusive approximation

$$\mathcal{E}_d(t) = \frac{1}{2} \int_{-\infty}^{+\infty} \sum_{\ell=1}^L \frac{\mu_\ell \Upsilon_{\ell,\alpha}}{\theta_\ell^2} \left(\sqrt{J_u} \sigma - \frac{\phi_\ell}{\sqrt{J_u} \gamma_{\ell,\alpha}} \right)^2 dx. \quad (28)$$

177 Then, in the absence of any source term, one has the following property

178 **Proposition 1.** *If $\mu_\ell > 0$ for all $\ell = 1, \dots, L$, then the function $\mathcal{E}(t) = \mathcal{E}_v(t) + \mathcal{E}_\sigma(t) + \mathcal{E}_d(t)$
 179 is a positive definite quadratic form and $\frac{d\mathcal{E}}{dt} < 0$ for all time $t > 0$.*

180 *Proof.* In the absence of any source term, then multiplying the momentum equation (22a)
 181 by the velocity field v and integrating spatially by parts yields

$$\int_{-\infty}^{+\infty} \left\{ \rho v \frac{\partial v}{\partial t} + \sigma \frac{\partial v}{\partial x} \right\} dx = 0,$$

182 assuming that the elastic fields vanish at infinity. Likewise, from equation (22b) and mul-
 183 tiplying by σ , one obtains

$$\frac{1}{2} \frac{d}{dt} \int_{-\infty}^{+\infty} \{ \rho v^2 + J_u \sigma^2 \} dx + \int_{-\infty}^{+\infty} \left\{ \frac{\sigma^2}{\eta} + A\Gamma(1+\alpha) \sum_{\ell=1}^L \mu_\ell \phi_\ell \sigma \right\} dx = 0. \quad (29)$$

184 Now, using twice differential equation (15), one has for $\ell = 1, \dots, L$

$$\sigma \frac{\partial \phi_\ell}{\partial t} + \theta_\ell^2 \phi_\ell \sigma - J_u \gamma_{\ell,\alpha} \sigma \frac{\partial \sigma}{\partial t} = 0 \quad \text{and} \quad \frac{\phi_\ell}{J_u \gamma_{\ell,\alpha}} \frac{\partial \phi_\ell}{\partial t} + \frac{\theta_\ell^2 \phi_\ell^2}{J_u \gamma_{\ell,\alpha}} - \phi_\ell \frac{\partial \sigma}{\partial t} = 0,$$

185 which after subtraction and manipulation entails

$$\phi_\ell \sigma = \frac{\phi_\ell^2}{J_u \gamma_{\ell,\alpha}} + \frac{\gamma_{\ell,\alpha}}{2\theta_\ell^2} \frac{d}{dt} \left(\sqrt{J_u} \sigma - \frac{\phi_\ell}{\sqrt{J_u} \gamma_{\ell,\alpha}} \right)^2. \quad (30)$$

Finally, substituting (30) in (29) leads to the relation

$$\begin{aligned} \frac{1}{2} \frac{d}{dt} \int_{-\infty}^{+\infty} \left\{ \rho v^2 + J_u \sigma^2 + \sum_{\ell=1}^L \frac{\mu_\ell \Upsilon_{\ell,\alpha}}{\theta_\ell^2} \left(\sqrt{J_u} \sigma - \frac{\phi_\ell}{\sqrt{J_u} \gamma_{\ell,\alpha}} \right)^2 \right\} dx \\ = - \int_{-\infty}^{+\infty} \left\{ \frac{\sigma^2}{\eta} + \sum_{\ell=1}^L \mu_\ell \Upsilon_{\ell,\alpha} \left(\frac{\phi_\ell}{\sqrt{J_u} \gamma_{\ell,\alpha}} \right)^2 \right\} dx, \end{aligned}$$

186 which concludes the proof, owing to the definition of the total energy function \mathcal{E} from (27)
 187 and (28). \square

188 In summary, positivity of the quadrature nodes and weights in (16) is crucial to ensure
 189 the well-posedness of the system (22). This issue will be further discussed in Section 4.1.

190 3.3. Properties of matrices

191 Some properties of the matrices \mathbf{A} (25) and \mathbf{S} (26) are discussed to characterize the
 192 first-order system (24) of partial differential equations.

193 **Proposition 2.** *The eigenvalues of the matrix \mathbf{A} are*

$$\text{sp}(\mathbf{A}) = \{0, \pm c_\infty\}, \quad \text{with } 0 \text{ being of multiplicity } L.$$

194 As \mathbf{A} is diagonalizable with real eigenvalues, then equation (24) is a hyperbolic system
 195 of partial differential equations, with solutions of finite-velocity. It is emphasized that the
 196 eigenvalue $c_\infty = 1/\sqrt{\rho J_u}$ does not depend on the set of quadrature coefficients $\{(\mu_\ell, \theta_\ell)\}$,
 197 so that the phase velocity upper bounds for the Andrade and Andrade–DA models are
 198 equal.

199 **Proposition 3.** *Assuming $\theta_\ell > 0$ and $\mu_\ell > 0$ for $\ell = 1, \dots, L$ then $\text{sp}(\mathbf{S}) \ni 0$ with
 200 multiplicity 1. Moreover the $L + 1$ non-zero eigenvalues λ_ℓ of \mathbf{S} are real and, ordering the
 201 nodes as $0 < \theta_1 < \dots < \theta_L$, satisfy*

$$\lambda_{L+1} < -\theta_L^2 < \dots < -\theta_\ell^2 < \lambda_\ell < -\theta_{\ell-1}^2 < \dots < \lambda_1 < 0.$$

202

203 *Proof.* Let $\mathcal{P}_S(\lambda)$ denote the characteristic polynomial of the matrix \mathbf{S} , i.e. $\mathcal{P}_S(\lambda) =$
 204 $\det(\mathbf{S} - \lambda \mathbf{I}_{L+2})$ with \mathbf{I}_{L+2} the $(L + 2)$ -identity matrix. The line i and the column j of
 205 the determinant are denoted by \mathcal{L}_i and \mathcal{C}_j , respectively. The following algebraic manipula-
 206 tions are performed successively:

207 (i) $\mathcal{L}_j \leftarrow \mathcal{L}_j - \gamma_\alpha \theta_j^{1-2\alpha} \mathcal{L}_1$ with $j = 2, \dots, L + 1$

$$(ii) \quad \mathcal{C}_1 \leftarrow \mathcal{C}_1 \prod_{\ell=1}^L (-\theta_\ell^2 - \lambda)$$

$$(iii) \quad \mathcal{C}_1 \leftarrow \mathcal{C}_1 - \gamma_\alpha \theta_\ell^{1-2\alpha} \lambda \mathcal{C}_\ell \prod_{\substack{i=1 \\ i \neq \ell}}^L (-\theta_i^2 - \lambda) \quad \text{for } \ell = 2, \dots, L+1.$$

From (26) and definition (21) of parameters $\gamma_{\ell,\alpha}$ and $\Upsilon_{\ell,\alpha}$, one deduces

$$\mathcal{P}_S(\lambda) = \lambda \left[\left((J_u \eta)^{-1} + \lambda \right) \prod_{\ell=1}^L (-\theta_\ell^2 - \lambda) + \lambda \sum_{\ell=1}^L \mu_\ell \Upsilon_{\ell,\alpha} \prod_{\substack{j=1 \\ j \neq \ell}}^L (-\theta_j^2 - \lambda) \right] := \lambda \mathcal{Q}_S(\lambda).$$

From the above equation, one has $\mathcal{P}_S(0) \neq 0$ while $\mathcal{Q}_S(0) \neq 0$, therefore 0 is an eigenvalue of the matrix S with multiplicity 1. In the limit $\lambda \rightarrow 0$, then asymptotically

$$\mathcal{P}_S(\lambda) \underset{\lambda \rightarrow 0}{\sim} (-1)^L (J_u \eta)^{-1} \lambda \prod_{\ell=1}^L \theta_\ell^2, \quad \text{so that} \quad \text{sgn}(\mathcal{P}_S(0^-)) = (-1)^{L+1}. \quad (31)$$

Moreover, using (21) and the assumptions considered, then at the quadrature nodes one has for all $k \in \{1, \dots, L\}$

$$\mathcal{P}_S(-\theta_k^2) = -\frac{2 \sin(\pi\alpha) A \Gamma(1+\alpha)}{\pi J_u} \mu_k \theta_k^{5-2\alpha} \prod_{\substack{j=1 \\ j \neq k}}^L (\theta_k^2 - \theta_j^2) \Rightarrow \text{sgn}(\mathcal{P}_S(-\theta_k^2)) = (-1)^{L-k+1}.$$

Finally, the following limit holds

$$\mathcal{P}_S(\lambda) \underset{\lambda \rightarrow -\infty}{\sim} (-1)^L \lambda^{L+2} \Rightarrow \text{sgn}(\mathcal{P}_S(-\infty)) = 1. \quad (32)$$

We introduce the following intervals

$$\mathcal{I}_{L+1} =]-\infty, -\theta_L^2], \quad \mathcal{I}_{\ell+1} =]-\theta_{\ell+1}^2, -\theta_\ell^2] \quad \text{for } \ell = 1, \dots, L-1 \quad \text{and} \quad \mathcal{I}_1 =]-\theta_1^2, 0]. \quad (33)$$

Given that $\lambda \mapsto \mathcal{P}_S(\lambda)$ is continuous, then equations (31–32) show that the polynomial \mathcal{P}_S changes sign in each of the intervals \mathcal{I}_ℓ of (33). Consequently, there exist $\lambda_\ell \in \mathcal{I}_\ell$ with $\ell = 1, \dots, L+1$ such that $\mathcal{P}_S(\lambda_\ell) = 0$ and which coincide with the eigenvalues, with multiplicity 1, of the matrix S of size $L+2$. \square

Proposition 3 states that, under suitable conditions on the quadrature coefficients, the matrix \mathbf{S} in (26) has eigenvalues with negative or zero real parts. This property is crucial regarding the numerical modeling developed in the forthcoming Section 4.2. As for the energy analysis given in Proposition 1, positivity of quadrature nodes and weights is again the fundamental hypothesis. Lastly, it is possible to use the above proposition to characterize the spectral radius of the matrix \mathbf{S} .

Proposition 4. *The spectral radius of the matrix \mathbf{S} (26) is such that*

$$\max\left(\theta_L^2, (J_u\eta)^{-1} + \sum_{\ell=1}^L \mu_\ell \Upsilon_{\ell,\alpha}\right) \leq \varrho(\mathbf{S}) \leq \theta_L^2 + (J_u\eta)^{-1} + \sum_{\ell=1}^L \mu_\ell \Upsilon_{\ell,\alpha}.$$

Proof. By definition, one has

$$\text{tr}(\mathbf{S}) = -\left[(J_u\eta)^{-1} + \sum_{\ell=1}^L (\theta_\ell^2 + \mu_\ell \Upsilon_{\ell,\alpha})\right] \equiv \sum_{\ell=1}^{L+1} \lambda_\ell. \quad (34)$$

According to the proof of Property 3, the eigenvalues λ_ℓ satisfy

$$-\sum_{\ell=1}^L \theta_\ell^2 \leq \sum_{\ell=1}^L \lambda_\ell \leq -\sum_{\ell=1}^{L-1} \theta_\ell^2.$$

Substitution in (34) and providing that $\varrho(\mathbf{S}) = |\lambda_{L+1}|$ allows to conclude the proof. \square

3.4. Semi-analytical solutions

Let us consider a homogeneous medium described either by the Andrade model, i.e. equations (22a) and (6), or by the Andrade–DA model, i.e. equations (22a) and (22b), together with equation (15). Corresponding semi-analytical solutions are sought in order to validate the ensuing numerical simulations of wave propagation. It is assumed $F_\sigma = 0$ and excitation $F_v(x, t) = F(t)\delta(x - x_s)$ at source point x_s with time evolution F . Applying space-time Fourier transforms and their inverses leads to the stress field solution in the form of

$$\hat{\sigma}(x, \omega) = \frac{i\hat{F}(\omega)}{2\pi c_\infty^2 J_u} \int_{-\infty}^{+\infty} \frac{k}{k^2 - k_0^2} e^{ik(x-x_s)} dk,$$

239 with k_0 being defined for the two models considered according to (18–19) as

$$k_0 = \left[\left(\frac{\omega}{c_\infty} \right)^2 \left[1 + \frac{A\Gamma(1+\alpha)}{J_u} \kappa_{\text{mod}} \right] - \frac{i\rho\omega}{\eta} \right]^{1/2}.$$

240 Note that choosing $\kappa_{\text{mod}} = \kappa$ or $\kappa_{\text{mod}} = \tilde{\kappa}$ yields the solution associated with the Andrade
 241 or with the Andrade–DA model respectively. The poles $\pm k_0$ of the integrand are simple
 242 and satisfy $\text{Im}[k_0] < 0$. Using the residue theorem, one obtains in the time-domain the
 243 stress field solution

$$\sigma(x, t) = -\frac{\text{sgn}(x - x_s)}{2\pi c_\infty^2 J_u} \int_0^{+\infty} \text{Re} \left[\hat{F}(\omega) e^{i(\omega t - k_0|x - x_s|)} \right] d\omega. \quad (35)$$

244 Similarly, the velocity field satisfies

$$v(x, t) = \frac{1}{2\pi} \int_0^{+\infty} \text{Re} \left[\frac{k_0}{\omega} \hat{F}(\omega) e^{i(\omega t - k_0|x - x_s|)} \right] d\omega. \quad (36)$$

245 Finally, for the Andrade–DA model, the associated memory variables ϕ_ℓ are expressed as

$$\phi_\ell(x, t) = -\frac{\text{sgn}(x - x_s) \gamma_{\ell, \alpha}}{2\pi c_\infty^2} \int_0^{+\infty} \text{Re} \left[\frac{i\omega}{\theta_\ell^2 + i\omega} \hat{F}(\omega) e^{i(\omega t - k_0|x - x_s|)} \right] d\omega, \quad \ell = 1, \dots, L. \quad (37)$$

246 In the numerical results presented Section 5, the frequency-domain integrals featured
 247 in solutions (35), (36) and (37) are computed using a standard quadrature rule over the
 248 frequency-band considered.

249 4. Numerical methods

250 4.1. Quadrature methods

251 Two different approaches can be employed to determine the set $\{(\mu_\ell, \theta_\ell)\}$ of $2L$ coeffi-
 252 cients of the diffusive approximation (16). While the most usual one is based on orthogonal
 253 polynomials, the second approach is associated with an optimization procedure applied to
 254 the model complex compliance. Both lead to positive quadrature coefficients, which en-
 255 sures the stability of the Andrade–DA model, as shown by propositions 1 and 3.

256 *Gaussian quadrature.* Various orthogonal polynomials can be used to evaluate the im-
 257 proper integral (13) introduced by the diffusive representation of fractional derivatives.
 258 Historically, the first one has been proposed in [22], where a Gauss-Laguerre quadrature
 259 is chosen. Its slow convergence was highlighted and then corrected in [23] with a Gauss-
 260 Jacobi quadrature. This latter method has been lastly modified in [24], where alterna-
 261 tive weight functions are introduced, yielding an improved discretization of the diffusive
 262 variable owing to the use of an extended interpolation range. Following this latter modi-
 263 fied Gauss-Jacobi approach, while omitting the time and space coordinates for the sake of
 264 brevity, the improper integral (13) is then recast as

$$\int_0^{+\infty} \phi(\theta) d\theta = \int_{-1}^{+1} (1 - \tilde{\theta})^\gamma (1 + \tilde{\theta})^\delta \tilde{\phi}(\tilde{\theta}) d\tilde{\theta} \simeq \sum_{\ell=1}^L \tilde{\mu}_\ell \tilde{\phi}(\tilde{\theta}_\ell), \quad (38)$$

265 with the modified diffusive variable $\tilde{\phi}$ defined as

$$\tilde{\phi}(\tilde{\theta}) = \frac{4}{(1 - \tilde{\theta})^{\gamma-1} (1 + \tilde{\theta})^{\delta+3}} \phi\left(\left(\frac{1 - \tilde{\theta}}{1 + \tilde{\theta}}\right)^2\right),$$

266 and where the weights and nodes $\{(\tilde{\mu}_\ell, \tilde{\theta}_\ell)\}$ can be computed by standard routines [32].
 267 According to the analysis of [24], Section 4, an optimal choice for the coefficients in (38)
 268 is in the present case: $\gamma = 3 - 4\alpha$ and $\delta = 4\alpha - 1$. Following this approach, then
 269 by equating the series (38) and (16) that both approximate the term (13), the quadrature
 270 coefficients are chosen to be defined as

$$\mu_\ell = \frac{4 \tilde{\mu}_\ell}{(1 - \tilde{\theta}_\ell)^{\gamma-1} (1 + \tilde{\theta}_\ell)^{\delta+3}}, \quad \theta_\ell = \left(\frac{1 - \tilde{\theta}_\ell}{1 + \tilde{\theta}_\ell}\right)^2. \quad (39)$$

271 *Optimization quadrature.* Alternatively, the quadrature coefficients can be deduced from
 272 the model physical observables.

273 Note that as the quality factor (11) is defined as the ratio $Q(\omega) = -\text{Re}[N]/\text{Im}[N]$, then
 274 obtaining a good fit on the latter does not imply a satisfying approximation of the function
 275 N itself. In other words, optimizing an objective function based on $Q(\omega)$ might yield a
 276 poor approximation of the model constitutive equation. Therefore, a direct optimization of
 277 the available Andrade model complex compliance N is preferred.

278 With reference to the quantities introduced in (19), then for a given number K of an-
 279 gular frequencies ω_k , one defines the following objective function

$$\mathcal{J}\left(\{(\mu_\ell, \theta_\ell)\}; L, K\right) = \sum_{k=1}^K \left| \frac{\tilde{\kappa}(\omega_k)}{\kappa(\omega_k)} - 1 \right|^2 = \sum_{k=1}^K \left| \frac{2 \sin(\pi\alpha)}{\pi} \sum_{\ell=1}^L \mu_\ell \frac{\theta_\ell^{1-2\alpha} (i\omega_k)^\alpha}{\theta_\ell^2 + i\omega_k} - 1 \right|^2 \quad (40)$$

280 to be minimized w.r.t parameters (μ_ℓ, θ_ℓ) for $\ell = 1, \dots, L$.

281 A straightforward linear minimization of (40) may lead to some negative parameters
 282 [33, 34] so that a nonlinear optimization with the positivity constraints $\mu_\ell \geq 0$ and $\theta_\ell \geq 0$
 283 is preferred. The additional constraint $\theta_\ell \leq \theta_{\max}$ is also introduced to avoid the algorithm
 284 to diverge. These $3L$ constraints can be relaxed by setting $\mu_\ell = \mu_\ell'^2$ and $\theta_\ell = \theta_\ell'^2$ and
 285 solving the following problem with only L constraints

$$\min_{\{(\mu_\ell', \theta_\ell')\}} \mathcal{J}\left(\{(\mu_\ell'^2, \theta_\ell'^2)\}; L, K\right) \quad \text{with } \theta_\ell'^2 \leq \theta_{\max} \text{ for } \ell = 1, \dots, L. \quad (41)$$

286 As problem (41) is nonlinear and non-quadratic w.r.t. abscissae θ_ℓ' , we implement the
 287 algorithm SolvOpt [35, 36] based on the iterative Shor's method [37]. Initial values $\mu_\ell'^0$
 288 and $\theta_\ell'^0$ used in the algorithm must be chosen with care; for this purpose we propose to use
 289 the coefficients obtained by the modified Jacobi method (39) for $\ell = 1, \dots, L$

$$\mu_\ell'^0 = \sqrt{\frac{4\tilde{\mu}_\ell}{(1 - \tilde{\theta}_\ell)^{\gamma-1}(1 + \tilde{\theta}_\ell)^{\delta+3}}}, \quad \theta_\ell'^0 = \frac{1 - \tilde{\theta}_\ell}{1 + \tilde{\theta}_\ell}. \quad (42)$$

290 Doing so, the required positivity constraints are satisfied by the initial guesses while it
 291 is expected that this choice already yields a satisfactory quadrature scheme as shown in
 292 [24]. Finally, the angular frequencies ω_k for $k = 1, \dots, K$ in (40) are chosen linearly on a
 293 logarithmic scale over a given optimization band $[\omega_{\min}, \omega_{\max}]$, i.e.

$$\omega_k = \omega_{\min} \left(\frac{\omega_{\max}}{\omega_{\min}} \right)^{\frac{k-1}{K-1}}. \quad (43)$$

294 **Remark 1.** In the proposed optimization method, both set of quadrature coefficients μ_ℓ
 295 and θ_ℓ are computed by minimization of the objective function \mathcal{J} . In particular, the nodes
 296 θ_ℓ are not imposed to be equidistributed according to (43) as it is the case in the commonly
 297 used approach [13]. This point will be returned to in Section 5.2.

298 4.2. Numerical scheme

299 A numerical scheme is proposed to compute the solution of system (24). Introducing a
 300 uniform grid with mesh size Δx and time step Δt , let \mathbf{U}_j^n denote the approximation of the
 301 solution $\mathbf{U}(x_j = j\Delta x, t_n = n\Delta t)$ with $j = 1, \dots, N_x$ and $n = 1, \dots, N_t$. Straightforward
 302 discretization of (24) typically yields to the numerical stability condition [33]

$$\Delta t \leq \min \left(\frac{\Delta x}{c_\infty}, \frac{2}{\varrho(\mathbf{S})} \right).$$

303 As shown by Proposition 4, the usual CFL bound on the time step $\Delta t \leq \Delta x/c_\infty$ may be
 304 reduced as η decreases or A increases, which turns out to be detrimental to the numerical
 305 scheme. Moreover, as $\varrho(\mathbf{S})$ depends on the quadrature coefficients of the diffusive variable,
 306 the stability condition would in turn not depend only on meaningful physical quantities
 307 such as the maximum phase velocity c_∞ .

308 *Splitting.* Alternatively, we follow here the splitting approach analyzed in [29]. To imple-
 309 ment (24) numerically, one solves successively the propagative equation

$$\frac{\partial \mathbf{U}}{\partial t} + \mathbf{A} \frac{\partial \mathbf{U}}{\partial x} = \mathbf{0} \quad (44)$$

310 and the diffusive equation

$$\frac{\partial \mathbf{U}}{\partial t} = \mathbf{S} \mathbf{U} + \mathbf{F}. \quad (45)$$

311 Due to the structure of matrix \mathbf{S} , one defines from (23) the subvectors

$$\overline{\mathbf{U}} = [\sigma, \phi_1, \dots, \phi_L]^\top, \quad \overline{\mathbf{F}} = [F_\sigma, J_u \gamma_{1,\alpha} F_\sigma, \dots, J_u \gamma_{L,\alpha} F_\sigma]^\top, \quad (46)$$

312 and from (26) the submatrix

$$\overline{\mathbf{S}} = \begin{bmatrix} -(J_u \eta)^{-1} & -A\Gamma(1+\alpha)J_u^{-1}\mu_1 & \cdots & -A\Gamma(1+\alpha)J_u^{-1}\mu_L \\ -\gamma_{1,\alpha}\eta^{-1} & -\theta_1^2 - \Upsilon_{1,\alpha}\mu_1 & \cdots & -\Upsilon_{1,\alpha}\mu_L \\ \vdots & \vdots & \ddots & \vdots \\ -\gamma_{L,\alpha}\eta^{-1} & -\Upsilon_{L,\alpha}\mu_1 & \cdots & -\theta_L^2 - \Upsilon_{L,\alpha}\mu_L \end{bmatrix}.$$

Having separated the two source terms, then equation (45) is equivalently recast in the form

$$\begin{cases} \frac{\partial v}{\partial t} = F_v, & (47a) \\ \frac{\partial \bar{U}}{\partial t} = \bar{S} \bar{U} + \bar{F}. & (47b) \end{cases}$$

313 The discrete operators associated with the discretizations of (44) and (47) are respec-
 314 tively denoted by \mathcal{H}_p and \mathcal{H}_d . The operator \mathcal{H}_d depends explicitly on time when the
 315 forcing terms F_v or F_σ are non-zero, whereas \mathcal{H}_p remains independent on t . The so-
 316 called Strang splitting approach of [29] is then used between time steps t_n and t_{n+1} , for
 317 $n = 0, \dots, N_t - 1$, which requires to solve (44) and (45) with adequate time increments
 318 as, for $j = 1, \dots, N_x$

$$\begin{aligned} U_j^{(1)} &= \mathcal{H}_d(t_n, \Delta t/2) U_j^n, \\ U_j^{(2)} &= \mathcal{H}_p(\Delta t, j) U_j^{(1)}, \\ U_j^{n+1} &= \mathcal{H}_d(t_{n+1}, \Delta t/2) U_j^{(2)}, \end{aligned} \quad (48)$$

319 with $U^{(1)} = [U_1^{(1)} \dots U_{N_x}^{(1)}]^\top$. Since the matrices A and S do not commute, an error
 320 associated with the splitting scheme is introduced [29]. However, provided that \mathcal{H}_p and
 321 \mathcal{H}_d are at least second-order accurate and stable, then the time-marching scheme (48)
 322 constitutes a second-order accurate approximation of the original equation (24).

323 **Diffusive operator.** The physical parameters do not vary with time, thus the matrix
 324 \bar{S} does not depend on t . Owing to Property 3, one has $0 \notin \text{sp}(\bar{S}) = \{\lambda_1, \dots, \lambda_L\}$, and
 325 hence $\det \bar{S} \neq 0$. Freezing the forcing terms at t_k , with $k = n$ or $n + 1$, yields for a generic
 326 vector $U_j = [v_j, \bar{U}_j]^\top$

$$\mathcal{H}_d(t_k, \Delta t/2) U_j = \left[v_j + \frac{\Delta t}{2} F_v(x_j, t_k), e^{\bar{S} \frac{\Delta t}{2}} \bar{U}_j - \left(I - e^{\bar{S} \frac{\Delta t}{2}} \right) \bar{S}^{-1} \bar{F}(x_j, t_k) \right]^\top. \quad (49)$$

327 If there is no excitation, i.e. $F_v = F_\sigma = 0$, then integration (49) is exact. The matrix
 328 exponential entering the definition of the operator \mathcal{H}_d is computed using the method #2 in
 329 [38] based on a (6/6) Padé approximation. Property 3 ensures that the computation of this
 330 exponential is stable.

331 **Propagative operator.** To integrate (44), we use a fourth-order ADER (Arbitrary
 332 DERivative) scheme [39]. This explicit two-step and single-grid finite-difference scheme
 333 writes

$$U_j^{(2)} = U_j^{(1)} - \sum_{\ell=-2}^{\ell=2} \sum_{m=1}^4 \vartheta_{m,\ell} \left(A \frac{\Delta t}{\Delta x} \right)^m U_{j+\ell}^{(1)} := \mathcal{H}_p(\Delta t, j) U^{(1)}, \quad (50)$$

334 where the coefficients $\vartheta_{m,k}$ are provided in Table 1. It satisfies the optimal stability condi-
 335 tion $c_\infty \Delta t / \Delta x \leq 1$.

	$m = 1$	$m = 2$	$m = 3$	$m = 4$
$\ell = -2$	1/12	1/24	-1/12	-1/24
$\ell = -1$	-2/3	-2/3	1/6	1/6
$\ell = 0$	0	5/4	0	1/4
$\ell = 1$	2/3	-2/3	-1/6	1/6
$\ell = 2$	-1/12	1/24	1/12	-1/24

Table 1: Coefficients $\vartheta_{m,\ell}$ in the ADER-4 scheme (50)

336 5. Numerical results

337 5.1. Configuration

338 The homogeneous domain considered is 400 m-long and it is characterized by the phys-
 339 ical parameters provided in Table 2 and which are consistent with experimentally-based
 340 values, see [19] and the references therein.

ρ (kg/m ³)	c_∞ (m/s)	η (Pa.s)	A (Pa ⁻¹ .s ^{-α})	α
1200	2800	10 ⁹	2·10 ⁻¹⁰	1/3

Table 2: Chosen physical parameters in the Andrade model (4).

341 In this Section, one aims at assessing the overall performances of the proposed ap-
 342 proach. In Section 5.2 we analyze the quadrature method in order to evaluate the model

error, i.e. the error associated with the approximation of the Andrade model complex compliance and of associated observables. Section 5.3 is concerned with the validation of the numerical scheme for the wave propagation part. To do so, the numerical velocity field solution is compared to the semi-analytical Andrade–DA solution derived in Section 3.4. Finally, we close the loop in Section 5.4 by comparing the semi-analytical Andrade solution to its numerically computed diffusive approximation-based version. Moreover, we provide a comparison between the theoretical phase velocity and its counterpart measured from the propagation simulations made. A similar comparison is made for the attenuation as a function of frequency and distance.

5.2. Validation of the quadrature methods

The angular frequency range of interest $[\omega_{\min}, \omega_{\max}]$ is defined by $\omega_{\min} = \omega_c/100$ and $\omega_{\max} = 10 \omega_c$ for a given central source angular frequency $\omega_c = 60 \pi$. The choice of ω_{\min} is meant to promote the accuracy of the approximated model over long times. We choose $K = 2L$ while the parameter θ_{\max} introduced in (41) is set to $\theta_{\max} = \sqrt{10 \omega_{\max}}$ to ensure a stable computation of the matrix exponential in (49). Observables of the Andrade model (5) are then compared to those of the Andrade–DA model (17) on Figure 2 for the two quadrature methods discussed in Section 4.1. Large deviations are observed when the Gaussian quadrature is used, in particular on the attenuation function. On the contrary, an excellent agreement between the Andrade model and its optimized diffusive counterpart is obtained. Only slight differences can be observed at the scale of the figures within the optimization interval.

On Figure 3 are represented the $L = 4$ and $L = 8$ quadrature coefficients, i.e. nodes θ_ℓ with corresponding weights μ_ℓ , for the two methods considered. Note that, according to (42), the values provided by the Gaussian approach are used as initial guesses in the minimization (41). The scaled optimization angular frequencies $\sqrt{\omega_k}$ for $k = 1, \dots, K$ are also shown for the purposes of comparison. Remarkably, the computed optimal nodes do not coincide with equidistributed nodes along the optimization frequency-band, a repartition which is prescribed in the commonly employed approach of [13].

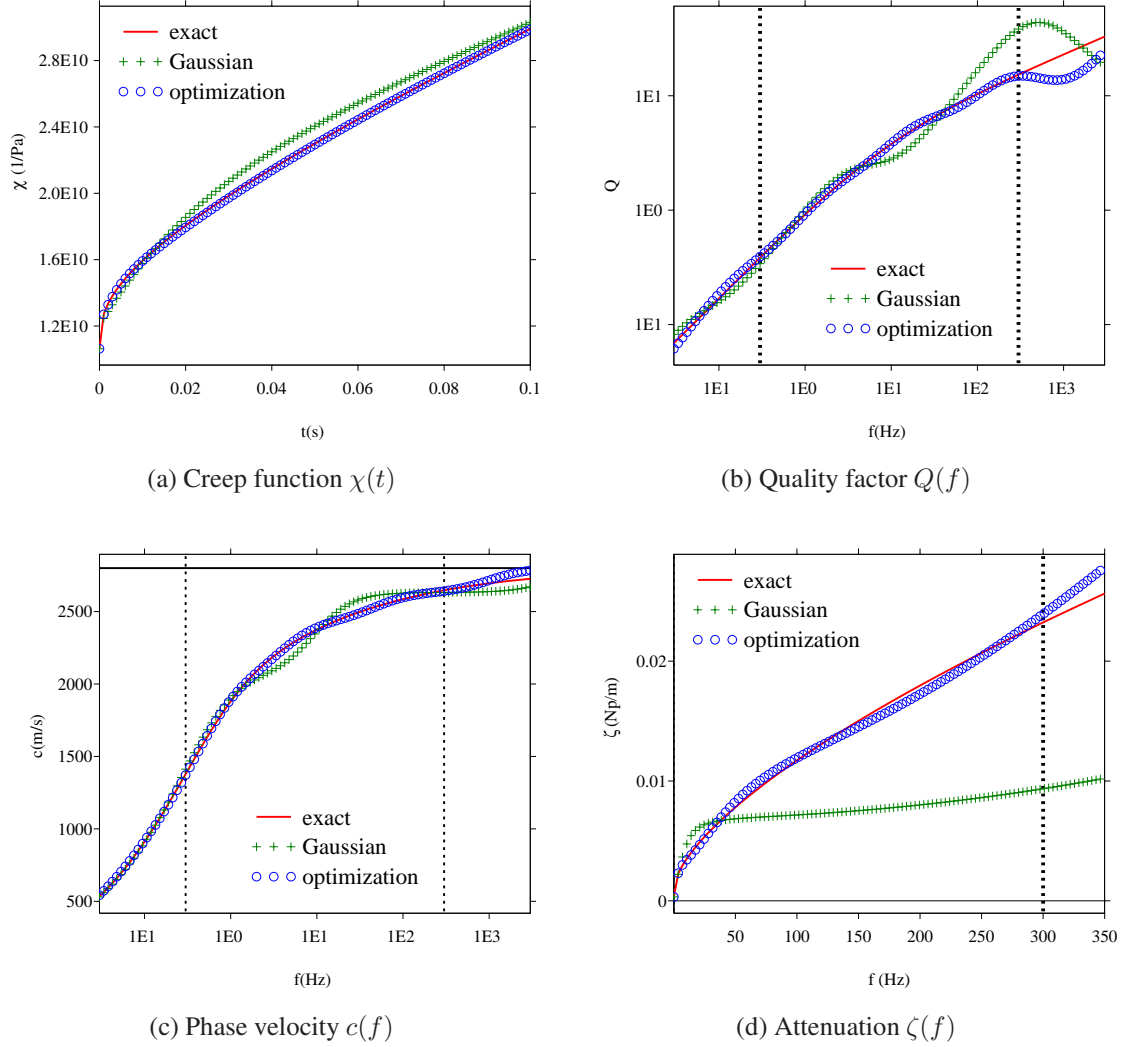


Figure 2: Exact observables of the Andrade model with physical parameter values provided in Table 2. Comparison with their approximated counterparts for $L = 4$ memory variables and using either the modified Gauss-Jacobi approach or the proposed optimization method. Vertical dotted lines delimit the optimization frequency-band. The horizontal solid line in panel (c) denotes the high-frequency limit c_∞ .

371 The corresponding model error defined as $|\frac{\tilde{\kappa}(\omega)}{\kappa(\omega)} - 1|$ and associated with the minimiza-
 372 tion problem (41) is displayed in Figure 4, for $L = 4$ (Fig. 4a) and $L = 8$ (Fig. 4b) diffusive
 373 variables. For a given quadrature method, the results are clearly improved as L increases.

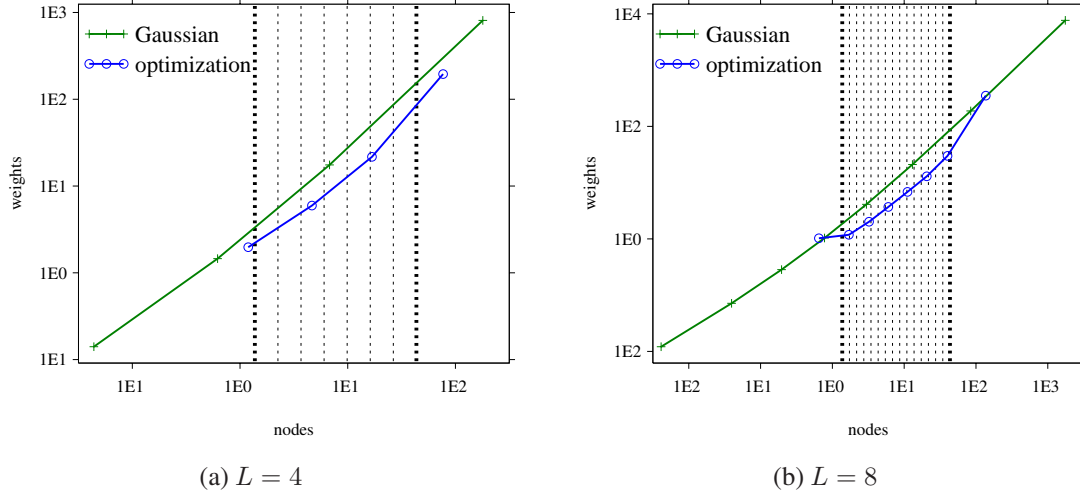


Figure 3: Set of quadrature coefficients for the two approaches considered. The L points are plotted with abscissae and ordinates corresponding respectively to node θ_ℓ and weight μ_ℓ values for $\ell = 1, \dots, L$. Vertical dashed lines are plotted at the abscissae corresponding to the $K = 2L$ scaled optimization angular frequencies values $\sqrt{\omega_k}$.

For a given L , the optimization provides more accurate results compared to the Gaussian quadrature over the frequency band of interest which is delimited by vertical dotted lines.

5.3. Validation of the numerical scheme

While $F_\sigma = 0$ in (22b), the source in (22a) is imposed at point x_s as $F_v(x, t) = F(t) \delta(x - x_s)$ where $F(t)$ is the function with regularity C^6 that is defined by

$$F(t) = \begin{cases} \sum_{m=1}^4 a_m \sin(b_m \omega_c t) & \text{if } 0 \leq t \leq \frac{1}{f_c}, \\ 0 & \text{otherwise} \end{cases} \quad (51)$$

with central frequency $f_c = \omega_c / 2\pi = 30$ Hz and parameters $b_m = 2^{m-1}$, $a_1 = 1$, $a_2 = -21/32$, $a_3 = 63/768$ and $a_4 = -1/512$. The associated frequency bandwidth is highlighted in Fig. A.9b. Moreover, the domain is discretized with $N_x = 400$ nodes and the diffusive approximation is computed by constrained optimization with $L = 4$ memory

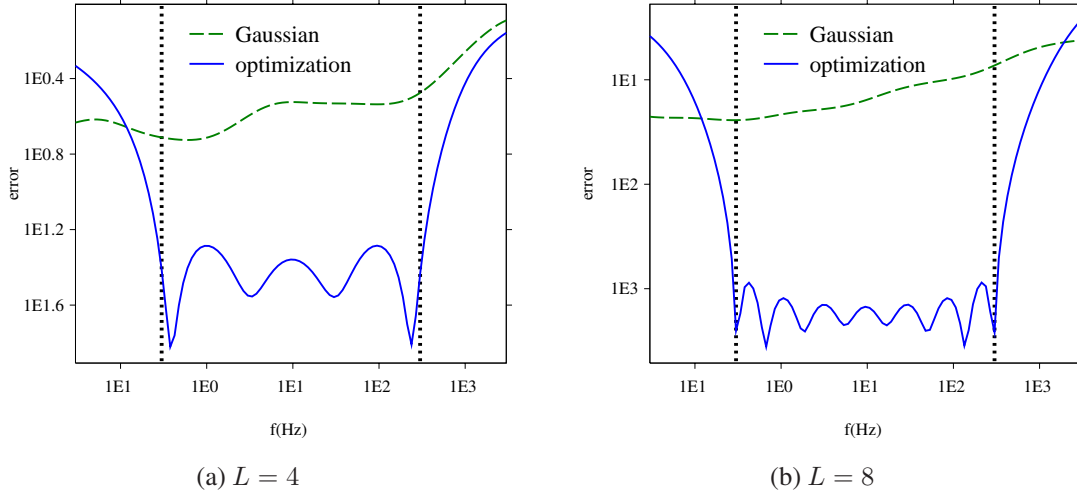


Figure 4: Computed error $|\frac{\tilde{\kappa}(f)}{\kappa(f)} - 1|$ quantifying the discrepancy between the Andrade model complex compliance and its diffusive approximation. Comparison between the modified Gauss-Jacobi approach and the proposed optimization method. Vertical dotted lines delimit the optimization frequency-band.

variables and thus $K = 8$ optimization frequencies. The CFL condition is chosen so that $c_\infty \Delta t / \Delta x = 0.95$ and the time integration is performed up to final time $t_f = 200 \Delta t \approx 67$ ms based on the fourth order ADER scheme, see Sec. 4.2. Following Section 3.4 with $\kappa_{\text{mod}} = \tilde{\kappa}$, the semi-analytical solution of the Andrade–DA model is computed by discrete inverse Fourier transform on 2048 modes, with uniform frequency step $\Delta f = 0.15$ Hz. The solution is recorded at each time step at receivers located at $x_r = 220 + 40(r - 1)$ for $r = 1, \dots, 5$.

Figure 5 displays snapshots of forward propagating waves from the source point $x_s = 200$. The numerical solutions associated with various values of the attenuation parameters in (20) are plotted on Fig. 5a; namely Hooke model (i.e. purely elastic case which may be obtained in the limit $\eta = +\infty$ and setting $A = 0$), Maxwell model ($A = 0, \eta = 10^9$), and Andrade–DA model ($A = 2 \cdot 10^{-9}, \eta = 10^9$). As predicted by the dispersion analysis of sections 2.3 and 2.4, the phase velocity of the Andrade–DA model, as this of its

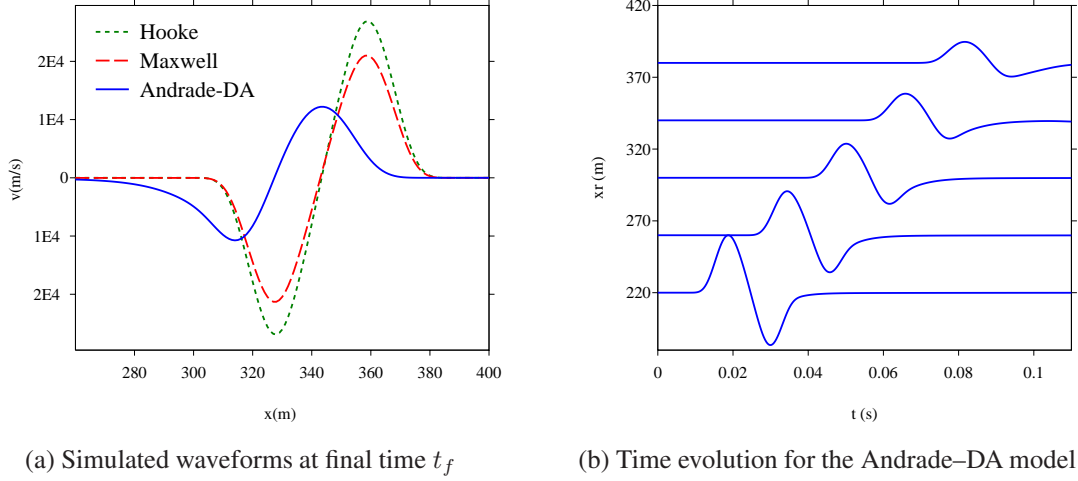


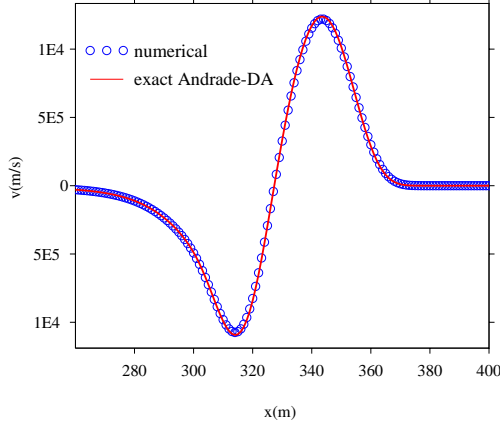
Figure 5: Time-domain numerical simulations of wave propagation. Snapshots of velocity fields at final time t_f are shown on panel (a) for a reference elastic configuration, a viscoelastic Maxwell model and the computed Andrade–DA model for $L = 4$. A synthetic seismogram showing the propagating waveform is provided panel (b).

original version, is lower than in the elastic case, which explains the observed delay. Figure 5b shows a seismogram corresponding to the Andrade–DA model in order to highlight attenuation and dispersion of the waveform.

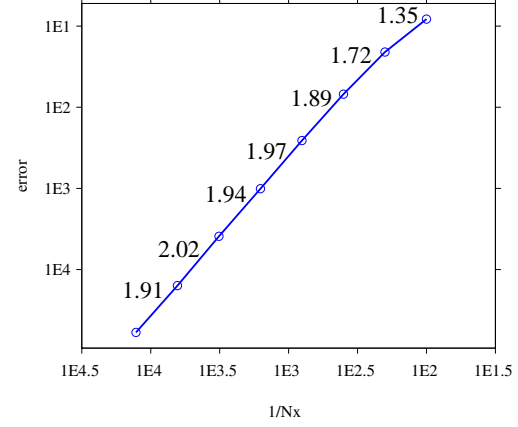
Considering the computed Andrade–DA model, Figure 6 compares the semi-analytical and the numerical velocity field solutions corresponding to equation (36) where $\kappa_{\text{mod}} = \tilde{\kappa}$ and to (22) respectively. Figure 6b presents the relative spatial L^2 -norm error at final time t_f between these two solutions for various discretizations, varying the numbers of nodes in the interval $N_x = 50$ to 6400. These convergence measurements show that order 2 is reached, confirming the theoretical results of Section 4.2.

5.4. Validation of the overall approach

To assess the performances of the overall approach, we now confront the results from the propagation simulations made to the Andrade model. Firstly, Figure 7 plots the relative spatial L^2 -norm error at final time t_f between the velocity field solution (36) where $\kappa_{\text{mod}} = \kappa$ and this obtained from (22) for various values of the discretization parameter N_x



(a) Andrade–DA waveforms at final time t_f



(b) Relative error between the solutions plotted in (a) varying the spatial discretization N_x . The numbers indicate slopes between two neighboring points

Figure 6: Validation of the numerical scheme for the Andrade–DA model. (a) Snapshots of velocity fields at final time t_f for the semi-analytical Andrade–DA solution and its numerical counterpart for $L = 4$. (b) Relative error in spatial L^2 -norm between these two solutions for a varying value of the discretization parameter N_x .

and as a function of the quadrature parameter L . This result can be used to drive the choice of a suitable parameter L for a given admissible error on the simulated waveform solution. Of course, this choice is to be made with the $\mathcal{O}(L)$ computational complexity of the proposed method being taken into account. Finally, we compare on Figure 8 the Andrade model theoretical phase velocity and attenuation to their counterparts measured as functions of the frequency and distance from the transient simulations. On the corresponding Figures 8a and 8b, these results are plotted over the frequency bandwidth associated with the exciting source (51) employed as highlighted by Figure A.9. A very good agreement is found between these observables which highlights the satisfying overall performances of the proposed approach. In particular, this result validates the two steps investigated in this study: (i) approximation of the fractional viscoelastic model considered, and (ii) implementation of the approximated model in a numerical propagation scheme.

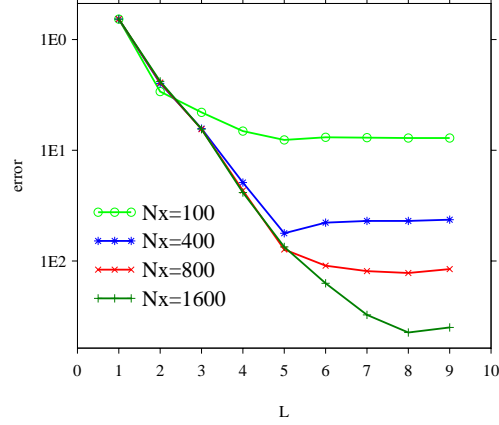


Figure 7: Discrepancy between the numerical Andrade–DA solution and the semi-analytical Andrade solution. The relative error in spatial L^2 -norm at final time t_f between the associated velocity fields solutions are plotted for a varying value of the discretization parameter N_x and of the quadrature parameter L .

6. Conclusion

Wave propagation phenomena associated with a fractional viscoelastic medium are investigated in this study. The Andrade model is used as a prototypical reference constitutive equation as it satisfactorily describes the transient behaviors of metals and geological media. A diffusive representation of the featured non-local fractional derivative term is introduced to convert the associated convolution product into an integral of a function satisfying a local ordinary differential equation. Based on a quadrature approximation of this integrated term, a system of local partial differential equations is finally obtained and is shown to be well-suited for a numerical implementation.

The system at hand is investigated and it is demonstrated that its well-posedness requires the positiveness of the weights associated with the quadrature scheme. To compute the quadrature coefficients, two numerical methods are combined: a polynomial Gaussian approach to get an initial guess jointly with a constrained optimization to approximate the Andrade model complex compliance over a frequency-band of interest. It is shown

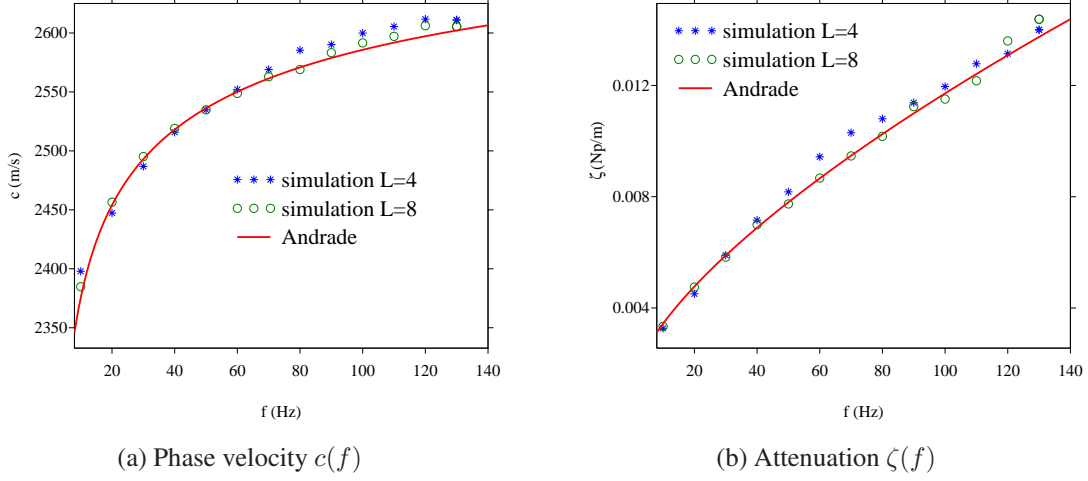


Figure 8: Discrepancy between exact observables of the Andrade model and their counterparts measured from numerical wave propagation simulations using the Andrade–DA model. These quantities are compared for the values $L = 4$ and $L = 8$ of the quadrature parameter and represented within the exciting source frequency bandwidth.

that the properties of the Andrade model are well approximated by those of the computed Andrade–DA model. Finally, an explicit time-domain finite-difference scheme is described and implemented. Corresponding wave propagation numerical experiments are presented and the efficiency of the proposed approach is highlighted. The main point of this article is that using a diffusive approximation of a fractional derivative term, entering a given viscoelastic constitutive equation, yields a sound mathematical model, that is also easily tractable numerically to perform wave propagation simulations.

To focus on this message, a simple but realistic fractionally-damped viscoelastic model within a unidimensional and homogeneous configuration has been considered. Its dynamical behavior is described by a first-order hyperbolic system which extension to higher spatial dimensions or heterogeneous media is straightforward. The main limitation of this study concerns the numerical scheme employed to solve the wave propagation problem for two reasons: (i) The splitting approach is of order 2 which constitutes an intrinsic limiting factor even if the employed ADER scheme is of order 4. (ii) The numerical scheme has

450 been developed for a (piecewise)-homogeneous body. Yet, efficient numerical methods
 451 are currently available and can be directly employed to perform time-domain simulations
 452 within a higher-order scheme that is also valid for heterogeneous configurations. Improv-
 453 ing the method along these lines constitute the main focus for future work. Alternatively,
 454 arbitrary-shaped material discontinuities within piecewise-homogeneous 2D Andrade me-
 455 dia can be handled using an immersed interface method [40].

456 Another line of research concerns extension of the proposed approach to other frac-
 457 tional viscoelastic model, such as the fractional Kelvin-Voigt model [41, 28] or the frac-
 458 tional Zener model [42, 43]. More sophisticated models could also be investigated, such
 459 as nonlinear fractional viscoelasticity [44] or nonlocal models in space [45].

460 *Acknowledgements.* The work of Abderrahmin Ben Jazia has been funded by the Ecole
 461 Centrale de Marseille, France, for which special thanks are addressed to Guillaume Chi-
 462 avassa. The authors are thankful to Emilie Blanc for fruitful discussions

463 **Appendix A. Exciting source signal**

464 The Fourier transform of the time-domain source signal (51) reads

$$\hat{F}(\omega) = \sum_{m=1}^4 a_m \frac{b_m \omega_c}{2\pi} \frac{e^{2i\pi\omega_c/\omega} - 1}{\omega^2 - b_m \omega_c^2}.$$

465 For the chosen values $f_c = \omega_c/2\pi = 30$ Hz of the central source frequency and with the
 466 parameters a_m, b_m provided in Section 5.3, Figure A.9a plots the corresponding function
 467 F . The associated frequency spectrum $|\hat{F}|$ is shown Fig. A.9b to highlight the source
 468 frequency bandwidth.

- 469 [1] E. N. d. C. Andrade, On the viscous flow in metals, and allied phenomena, Proc. Roy.
 470 Soc. A 84 (567) (1910) 1–12.
- 471 [2] T. L. Szabo, Time domain wave equations for lossy media obeying a frequency power
 472 law, J. Acoust. Soc. Am. 96 (1994) 491–500.

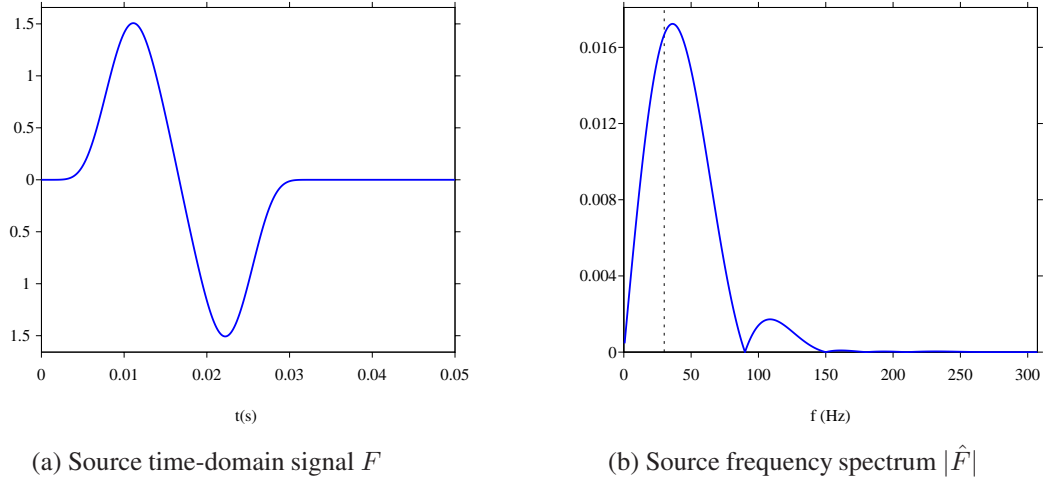


Figure A.9: Source employed in the wave propagation simulations. (a) Time-domain signal and (b) frequency spectrum with vertical dashed line plotted at abscissa $f_c = 30$ Hz.

- [3] T. L. Szabo, Causal theories and data for acoustic attenuation obeying a frequency power law, J. Acoust. Soc. Am. 97 (1995) 14–24.
- [4] M. P. Flanagan, D. Wiens, Attenuation of broadband P and S waves in Tonga: Observations of frequency dependent Q, P. App. Geophys. 153 (1998) 345–375.
- [5] V. Lekić, J. Matas, M. Panning, B. Romanowicz, Measurement and implications of frequency dependence of attenuation, Earth And Planetary Science Letters 282 (2009) 285–293.
- [6] P. J. Torvik, R. L. Bagley, On the appearance of the fractional derivative in the behavior of real materials, J. Appl. Mech. 51 (1985) 294–298.
- [7] J. M. Carcione, Wave Fields in Real Media: Wave propagation in Anisotropic, Anelastic and Porous Media, Pergamon, 2001.
- [8] I. Podlubny, Fractional Differential Equations, Academic Press, 1999.
- [9] F. Mainardi, Fractional Calculus and Waves in Linear Viscoelasticity. An Introduction to Mathematical Models, Imperial College Press, 2010.

- 487 [10] S. Holm, S. P. Näsholm, A causal and fractional all-frequency wave equation for lossy
488 media, *J. Acous. Soc. Am.* 130 (4) (2011) 2195–2202.
- 489 [11] K. R. Waters, J. Mobley, J. G. Miller, Causality-imposed (Kramers-Kronig) relation-
490 ships between attenuation and dispersion, *IEEE Trans. Ultrason. Ferroelectr. Freq.*
491 *Control.* 52 (2005) 822–33.
- 492 [12] K. R. Waters, M. S. Hughes, J. Mobley, G. H. Brandenburger, J. G. Miller, On the ap-
493 plicability of Kramers-Krönig relations for ultrasonic attenuation obeying a frequency
494 power law, *J. Acoust. Soc. Am.* 108 (2000) 556–563.
- 495 [13] H. Emmerich, M. Korn, Incorporation of attenuation into time-domain computations
496 of seismic wave fields, *Geophysics* 52 (1987) 1252–1264.
- 497 [14] S. P. Näsholm, S. Holm, Linking multiple relaxation, power-law attenuation, and
498 fractional wave equations, *J. Acous. Soc. Am.* 130 (5) (2011) 3038–3045.
- 499 [15] E. N. d. Andrade, On the validity of $t^{1/3}$ law of flow of metals, *Philos. Mag.* 7 (84)
500 (1962) 2003–2014.
- 501 [16] T. T. Gribb, R. F. Cooper, Low-frequency shear attenuation in polycrystalline olivine:
502 Grain boundary diffusion and the physical significance of the Andrade model for
503 viscoelastic rheology, *J. Geophys. Res. Solid Earth* 103 (B11) (1998) 27267–27279.
- 504 [17] I. Jackson, U. H. Faul, Grainsize-sensitive viscoelastic relaxation in olivine: Towards
505 a robust laboratory-based model for seismological application, *Physics of the Earth*
506 *and Planetary Interiors* 183 (1-2) (2010) 151–163.
- 507 [18] M. Sundberg, R. F. Cooper, A composite viscoelastic model for incorporating grain
508 boundary sliding and transient diffusion creep: Correlating creep and attenuation re-
509 sponses for materials with a fine grain size, *Philos. Mag.* 90 (20) (2010) 2817–2840.

- [19] C. Bellis, B. Holtzman, Sensitivity of seismic measurements to frequency-dependent attenuation and upper mantle structure: an initial approach, accepted in *Journal of Geophysical Research - Solid Earth* (2014).
- [20] A. C. Galucio, J.-F. Deü, R. Ohayon, Finite element formulation of viscoelastic sandwich beams using fractional derivative operators, *Comput. Mech.* 33 (4) (2004) 282–291.
- [21] D. Matignon, Stability properties for generalized fractional differential systems, *ESAIM: Proc.* 5 (1998) 145–158.
- [22] L. Yuan, O. P. Agrawal, A numerical scheme for dynamic systems containing fractional derivatives, *J. Vib. Acoust.* 124 (2002) 321–324.
- [23] K. Diethelm, An investigation of some nonclassical methods for the numerical approximation of Caputo-type fractional derivatives, *Numer. Algor.* 47 (2008) 361–390.
- [24] C. Birk, C. Song, An improved non-classical method for the solution of fractional differential equations, *Comput. Mech.* 46 (2010) 721–734.
- [25] H. Haddar, J.-R. Li, D. Matignon, Efficient solution of a wave equation with fractional-order dissipative terms, *J. Comput. Appl. Math.* 234 (2010) 2003–2010.
- [26] J.-F. Deü, D. Matignon, Simulation of fractionally damped mechanical systems by means of a Newmark-diffusive scheme, *Comput. Math. Appl.* 59 (2010) 1745–1753.
- [27] M. G. Wismer, Finite element analysis of broadband acoustic pulses through inhomogeneous media with power law attenuation, *J. Acous. Soc. Am.* 120 (2006) 3493–3502.
- [28] M. Caputo, J. M. Carcione, F. Cavallini, Wave simulation in biologic media based on the Kelvin-Voigt fractional-derivative stress-strain relation, *Ultrasound Med. Biol.* 37 (6) (2011) 996–1004.

- [29] R. J. LeVeque, Numerical Methods for Conservation Laws, 2nd Edition, Birkhäuser-Verlag, 1992.
- [30] A. Hanyga, On wave propagation in viscoelastic media with concave creep compliance, Q. J. Mechanics Appl. Math. [doi:10.1093/qjmam/hbt023](https://doi.org/10.1093/qjmam/hbt023).
- [31] A. Hanyga, Wave propagation in linear viscoelastic media with completely monotonic relaxation moduli, Wave Motion 50 (2013) 909–928.
- [32] B. Flannery, W. Press, S. Teukolsky, W. Vetterling, Numerical Recipes in C: the Art of Scientific Computing, Cambridge University Press, 1992.
- [33] E. Blanc, Numerical modeling of transient poroelastic waves: the Biot-JKD model with fractional derivatives, Ph.D. thesis, Aix-Marseille Université (2013).
- [34] E. Blanc, G. Chiavassa, B. Lombard, Biot-JKD model: simulation of 1D transient poroelastic waves with fractional derivatives, J. Comput. Phys. 237 (2013) 1–20.
- [35] F. Kappel, A. Kuntsevich, An implementation of Shor’s r-algorithm, Comput. Optim. Appl. 15 (2) (2000) 193–205.
- [36] A. Rekik, R. Brenner, Optimization of the collocation inversion method for the linear viscoelastic homogenization, Mech. Res. Com. 38 (2011) 305–308.
- [37] N. Shor, Minimization Methods for Non-Differentiable Functions, Springer-Verlag, 1985.
- [38] C. Moler, C. Van Loan, Nineteen dubious ways to compute the exponential of a matrix, twenty-five years later, SIAM Review 45 (2003) 3–49.
- [39] T. Schwartzkopff, M. Dumbser, C. Munz, Fast high-order adier schemes for linear hyperbolic equations, J. Comput. Phys. 197 (2) (2004) 532–539.
- [40] G. Chiavassa, B. Lombard, Time domain numerical modeling of wave propagation in 2D heterogeneous porous media, J. Comput. Phys. 230 (2011) 5288–5309.

- 558 [41] M. Caputo, Linear models of dissipation whose Q is almost frequency independent,
559 part II, *Geophys. J. R. Astr. Soc.* 13 (1967) 529–539.
- 560 [42] T. Pritz, Analysis of four-parameter fractional derivative model of real solid materials,
561 *J. Sound Vib.* 100 (1996) 1301–1315.
- 562 [43] S. P. Näsholm, S. Holm, On a fractional Zener elastic wave equation, *Fract. Calc.*
563 *Appl. Anal.* 16 (2013) 26–50.
- 564 [44] A. Hanyga, Fractional-order relaxation laws in non-linear viscoelasticity, *Continuum*
565 *Mech. Thermodyn.* 19 (2007) 25–36.
- 566 [45] A. Hanyga, M. Seredynska, Spatially fractional-order viscoelasticity, non-locality,
567 and a new kind of anisotropy, *J. Math. Phys.* 53 (2012) 052902.