



HAL
open science

NPD Projects in Search of Top Management Support : The Role of Team Leader Social Capital

Barthelemy Chollet, Sébastien Brion, Vincent Chauvet, Caroline Danièle
Mothe, Mickaël Géraudel

► **To cite this version:**

Barthelemy Chollet, Sébastien Brion, Vincent Chauvet, Caroline Danièle Mothe, Mickaël Géraudel.
NPD Projects in Search of Top Management Support: The Role of Team Leader Social Capital.
M@n@gement, 2012, 15 (1), pp.44-75. 10.3917/mana.151.0044 . hal-00918553v2

HAL Id: hal-00918553

<https://hal.science/hal-00918553v2>

Submitted on 13 Feb 2014

HAL is a multi-disciplinary open access archive for the deposit and dissemination of scientific research documents, whether they are published or not. The documents may come from teaching and research institutions in France or abroad, or from public or private research centers.

L'archive ouverte pluridisciplinaire **HAL**, est destinée au dépôt et à la diffusion de documents scientifiques de niveau recherche, publiés ou non, émanant des établissements d'enseignement et de recherche français ou étrangers, des laboratoires publics ou privés.

M@n@gement

ISSN: 1286-4892

Emmanuel Josserand, *HEC, Université de Genève (Editor in Chief)*

Jean-Luc Arrègle, *Université du Luxembourg (editor)*

Laure Cabantous, *ESCP Europe, Paris (editor)*

Stewart Clegg, *University of Technology, Sydney (editor)*

Olivier Germain, *U. du Québec à Montréal (editor, book reviews)*

Karim Mignonac, *Université de Toulouse 1 (editor)*

Philippe Monin, *EM Lyon Business School (editor)*

Tyrone Pitsis, *University of Newcastle (editor)*

Jose Pla-Barber, *Universidad de València (editor)*

Michael Tushman, *Harvard Business School (editor)*

Florence Villesèche, *HEC, Université de Genève (managing editor)*

Walid Shibib, *Université de Genève (editorial assistant)*

Martin G. Evans, *University of Toronto (editor emeritus)*

Bernard Forgues, *EM Lyon Business School (editor emeritus)*

■ Barthélemy CHOLLET 2012
Sébastien BRION
Vincent CHAUVET
Caroline MOTHE
Mickaël GÉRAUDEL
NPD Projects in Search of Top Management
Support: The Role of Team Leader Social Capital
M@n@gement, 15(1), 43-75.

M@n@gement est la revue officielle de l'AIMS



AIMS
Association Internationale
de Management Stratégique

M@n@gement is the official journal of AIMS

Copies of this article can be made free of charge and without securing permission, for purposes of teaching, research, or library reserve. Consent to other kinds of copying, such as that for creating new works, or for resale, must be obtained from both the journal editor(s) and the author(s).

M@n@gement is a double-blind refereed journal where articles are published in their original language as soon as they have been accepted.

For a free subscription to M@n@gement, and more information:

<http://www.management-aims.com>

© 2012 M@n@gement and the author(s).

NPD Projects in Search of Top Management Support: The Role of Team Leader Social Capital

Barthélemy CHOLLET

Assistant Professor
Grenoble Ecole de Management
barthelemy.chollet@grenoble-em.com

Sébastien BRION

Associate Professor
IREGE Research Center
Université de Savoie
sebastien.brion@univ-savoie.fr

Vincent CHAUVET

Assistant professor
IREGE Research Center
Université de Savoie
vincent.chauvet@univ-savoie.fr

Caroline MOTHE

Full Professor
IREGE Research Center
Université de Savoie
caroline.mothe@univ-savoie.fr

Mickaël GÉRAUDEL

Assistant Professor
Montpellier Recherche Management
Groupe Sup de Co Montpellier Business School
m.geraudel@supco-montpellier.fr

Abstract:

A number of studies have found that the performance of NPD projects greatly depends on the support they get from top management. However, research into why some projects get more support than others has been limited. The present paper takes a political approach to NPD, in which top management support is considered to be a function of a project leader's ability to influence decision processes through personal relationships. Mobilizing the bridging perspective of social capital, we argue that project leaders need both strong ties to high-ranking others and sparseness in their networks. Vertical strong ties bring direct support and solidarity, resulting in improved access to resources and priority over other projects; sparseness provides exposure to the full range of information and interpretations in the organization, resulting in a more accurate picture of the political landscape and thus enabling the implementation of an appropriate influence strategy. A PLS analysis of a sample of 73 French project leaders involved in NPD projects provided support for our hypotheses. Hence, we contribute to a very recent stream of research showing that the structural and relational dimensions of social capital are complementary.

Keywords:

Strong ties, boundary spanning, new product development, organizational influence

INTRODUCTION

Over the last twenty years new product development (NPD) has become an important aspect of competition between firms (Brown & Eisenhardt, 1995) and a growing area of research in the fields of management, strategy and marketing (Song & Montoya-Weiss, 2001). Studies have identified a number of factors that impact NPD performance, including appropriate corporate strategy and organizational climate (Song and Montoya-Weiss, 2001), the existence of up-front work and tough go/kill decisions throughout processes (Cooper & Kleinschmidt, 2007), and specific team member characteristics and effective group dynamics (Keller, 2001; Lovelace, Shapiro, & Weingart, 2001; Nakata & Im, 2010). Another dimension that has regularly been shown to have a significant impact is support from senior management and the commitment of sufficient resources to a project (Thamain, 2004; Jeong et al. 2006; Swink et al. 2006; Cooper & Kleinschmidt, 2007; Barczak, Griffin, & Kahn, 2009). The more resources and attention top management allocates to an NPD project, the higher the probability it will be a success. In a rational approach to NPD these findings would have clear and logical implications, indicating that top managers must invest attention in and allocate resources to strategically important projects. However, this conclusion does not seem to match the reality of organizational life as depicted in authoritative field studies (Dougherty & Hardy, 1996; Ancona & Caldwell, 1992). Top management support (TMS) is not only a function of the intrinsic strategic value of projects; it is also the result of complex political processes. First, different projects within an organization have to compete for resources (Ancona & Caldwell, 1992), which puts pressure on teams to draw up an influence strategy rather than simply waiting for decisions to be handed down. This leads to lobbying tactics and results in a decoupling of the strategic value of a project from the support it receives from top management. Second, as NPD projects do not have a fixed and secure position in the firm's functional structure or hierarchy, project managers do not have a stable power base (Pinto 2000). Because organizational design usually favors functional goals rather than the effectiveness of temporary projects, NPD teams often have difficulty accessing key resources unless they make strenuous efforts to promote their project (Ancona & Caldwell 1992).

In line with this political view of NPD projects, NPD teams and their leaders must consider TMS to be an endogenous variable which they have to maximize over the course of their project, rather than as an exogenous input. Thus, this approach to NPD raises new and important questions for the understanding of performance drivers: why are some leaders better than others at gaining TMS? How can leaders increase their access to organizational resources and attention? The present paper addresses these questions by focusing on the antecedents of team leaders' abilities to gain TMS for their projects.

Previous research has generally considered such abilities to be an outcome of a project leader's "organizational influence" (Clark & Fujimoto,

1991; Eisenhardt & Tabrizi, 1995; Scott, 1997; Tatikonda & Rosenthal 2000), a construct that embraces a project leader's informal status and hierarchical power. In this paper we offer an alternative approach in which organizational influence is also highly dependent on a project leader's personal relationships. We argue that regardless of their status or hierarchical rank, team leaders can leverage their social ties throughout the organization to influence decision-making processes. Based on the bridging perspective of social capital (Adler & Kwon, 2002), we conceptualize this need for social ties by underlining the importance of two aspects of a project leader's network. In order to gain TMS effectively, project leaders must have strong ties to senior managers, as this will allow them to secure help directly from the top and gain priority over other projects, and their network must also be sufficiently sparse to ensure access to the wide variety of information needed to form an accurate picture of the political landscape. Although these two network conditions (strong ties and sparseness) have often been seen as incompatible on a conceptual level (Burt, 1992; Hansen, Podolny, & Pfeffer, 2001; Seibert, Kraimer, & Liden, 2001), we suggest that combining them is both possible and very necessary in the context of NPD projects.

Our theoretical framework, which builds on both the political approach to NPD projects and the bridging perspective of social capital, allowed us to develop a number of hypotheses about NPD performance, TMS and social capital. We then tested these hypotheses with respect to data collected from NPD project leaders in French firms. Our results support the notion that project leaders need both strong ties and network sparseness in order to gain TMS. In turn, gaining TMS impacts NPD performance. We conclude by discussing the implications of these findings, along with their limitations and avenues for future research.

THEORETICAL BACKGROUND

A political approach to NPD

In a seminal study, Ancona and Caldwell (1992) found that teams that dedicate most of their time to coordination or to the search for technical knowledge were not the best performers. The best performing teams were found to be those that dedicated equal or more time to relational activities with top management in order to understand top managers' expectations and preferences, to differentiate between allies who would support initiatives and potential enemies, and to carry out intense lobbying to promote the project and justify access to additional resources. Similarly, field studies of NPD processes (Dougherty & Hardy, 1996; McLoughlin, Koch, & Dickson, 2001) have shown that the development of an innovation rarely garners organization-wide support and that team members have to engage in a range of relational activities in order to lobby for resources and obtain the support of key actors.

Such findings substantiate the need to take a political approach to NPD, and suggest that the resources a project receives are more a function of a team's ability to influence decision-making than a corollary of the project's potential intrinsic strategic value. Of course, there is nothing new in the notion that there is only limited rationality in the way top management allocates resources and attention to subparts of an organization (in our context, projects), and that such allocations are the result of conflicting individual strategies (March & Olsen 1976; Ocasio, 1997). Nevertheless, this aspect seems to have been overlooked in NPD research, resulting in a series of unanswered questions. Although studies have shown on an empirical level that a project team's success depends on the procurement of appropriate quantities of resources, whether time, funds or staff, they have paid little attention to why some teams are more successful than others in obtaining these resources (e.g. Carbonell & Rodriguez-Escudero, 2009; Henard & Szymanski, 2001; Brown & Eisenhardt, 1995; Chen et al. 2010).

Part of the answer to this question is that much depends on the project leader. In particular, project leaders with higher organizational status seem to be better at getting support from top management (Clark & Fujimoto, 1991; Eisenhardt & Tabrizi, 1995; Scott, 1997; Tatikonda & Rosenthal 2000). Project leaders with strong organizational influence bring both symbolic and instrumental value to a project. Their influence and prestige make it easier for them and their team to convince outsiders that the project is important (Scott, 1997; Sarin & McDermott, 2003). Moreover, an influential leader can more easily gain access to top management in order to secure resources (Eisenhardt & Tabrizi, 1995). Finally, a project leader's influence can also help minimize the consequences of conflicts with outsiders (Sarin & McDermott, 2003). Although these findings shed light on why some teams do better than others in obtaining support from top management, they do not provide a complete answer to the question. In particular, the notion of a project leader's "organizational influence" remains unclear. Relying on high status or organizational rank may not be the only way a project leader can influence decision-making. Research into political behavior within organizations (Treadway et al., 2005; Hochwarter et al., 2007) shows that individuals' attempts to influence decisions are firmly based on relational mechanisms. Influence is not just something a person has; it is also something a person makes happen through personal relationships. Thus, in an attempt to elucidate the political aspects of NPD processes more fully, we consider that, in addition to his/her organizational status, a project leader's ability to get TMS also depends on his/her social capital.

Project leaders' social capital from a bridging perspective

The importance of personal relationships for individual or organizational performance has received a lot of attention (Granovetter, 2005) and has been addressed from various angles. Some authors have used embeddedness (Granovetter, 1985) to designate situations where or-

ganizational processes appear to be the result of social framing and exchanges through social ties (Uzzi, 1997; Rost, 2010). Others have referred to social networks (Zhou et al., 2009), or to social capital (Tsai and Ghoshal, 1998; Koka and Prescott, 2002; Batjargal, 2003; Casanueva and Callego, 2010). Adler and Kwon (2002) made a crucial contribution by combining these different notions and by showing how each relates to the broader integrative concept of social capital. In the present paper we examine social capital from the project leader's perspective, viewing it as "*resources embedded in a social structure of relationships which are accessed and/or mobilized in purposive actions*" (Lin, 2001: 12). We adopt the "bridging perspective" of individual social capital (Adler & Kwon, 2002: 19), according to which "*social capital can help explain the differential success of individuals and firms in their competitive rivalry: the actions of individuals and groups can be greatly facilitated by their direct and indirect links to other actors in social networks*".

Such a perspective has already been applied to studies of innovation teams (Hansen, Podolny, & Pfeffer, 2001; Reagans, Zuckerman, & McEvily, 2004), with the finding that certain types of personal relationships between team members and the rest of their organization or other organizations increase the chances of success. This observation is also supported by research into the role of boundary-spanning activities in organizational and team performance (Katz, and Tushman, 1981; Marrone et al., 2007). Despite the notable contribution of these studies, they do not pay sufficient attention to how personal relationships help teams handle the political aspects of innovative processes. As Willem and Scarbrough (2006) pointed out, previous research has misleadingly considered social capital to be a vehicle for knowledge circulation and fruitful coordination, without paying enough attention to its very political nature. They found that personal relationships serve as tools to exert pressure and manipulate information as part of influence strategies. Indeed, social networks are known to provide decisive pathways through which actors can influence decision processes in a beneficial way and obtain political advantages over other actors (Krackhardt, 1990; Burt, 1992; Lazega, 2001). For example, in his extensive study of the functioning of a law firm, Lazega (2001) highlighted the fact that professionals must be capable of understanding and manipulating social relationships if they are to influence decisions in a context of intense internal competition. Hence, there is a strong need for a better understanding of how social capital helps team leaders in the political processes associated with innovation projects.

The bridging perspective makes it clear that the benefits of social capital are related more to the quality and structural configuration of ties than to their number (Adler & Kwon, 2002). Discussions of these two dimensions in the literature have given rise to two theoretical debates, one comparing the benefits of weak and strong ties (Granovetter, 1973; Hansen, 1999), the other comparing dense networks of interconnected contacts with sparse networks of unrelated others (Burt, 1992). In both debates there is a conflict between two highly valuable outcomes of social capital. On the one hand, personal relationships can result in

indirect connections to distant sources of information, which would be expected to provide more diverse and accurate information and thereby make it easier to seize opportunities and build more appropriate strategies. Such an information advantage has been associated either with network sparseness or with weak ties (Burt, 2004; Hansen, Podolny, & Pfeffer, 2001). On the other hand, social capital facilitates individual action through direct support and solidarity from close personal contacts, with outcomes such as facilitated resource access, priority over competing requests, and help completing a task. This type of specific benefit is considered to result from either very dense networks or strong ties. In line with recent developments in these debates (McFadyen et al., 2009; Rost, 2010), we argue that these favorable outcomes (non-redundant information and solidarity) are not contradictory and that both are required if a project is to benefit from TMS.

HYPOTHESES

Top management support and NPD performance

As part of a vast effort to understand what drives NPD project performance, many practice-oriented benchmark surveys have found that TMS for a project is an essential dimension (Griffin, 1997; Thamain, 2004; Cooper & Kleinschmidt, 2007; Barczak, Griffin, & Kahn, 2009). Overall, TMS involves senior managers' ensuring "*that structure, processes, available resources, and other organizational mechanisms support innovation teams*" (Barczak et al., 2009:12). The idea that TMS favors performance is also supported by numerous empirical studies that have been summarized in three important meta-analyses. A review of 12 studies allowed Montoya-Weiss and Calantone (1994) to demonstrate a direct link between TMS and project performance. Henard and Szymanski (2001) obtained analogous results in an analysis based on 41 studies. More recently, Chen et al. (2010) reported similar findings following a meta-analysis of 70 studies that used NPD speed as the performance metric.

TMS facilitates the commitment of resources to a project, which is a crucial factor in success (Dougherty & Hardy, 1996). It leads to more funds being made available and to the allocation of appropriate people with time freed up for the project (Cooper & Kleinschmidt, 2007). In addition, by providing a clear expectation that additional resources will be added or reallocated in the case of unforeseen events, TMS reduces uncertainty for the team throughout the NPD process (Pate-Cornell and Dillon, 2001) because the team can count on the project's resources being adjusted as needed (Lewis et al., 2002). Some authors maintain that TMS is not only about the commitment of tangible resources (time, human resources, funds), as these resources cannot really have an impact if they are not combined with a supportive attitude and leadership (Ernst, 2002; Blindenbach-Driessen & Van den Ende, 2006). Similarly,

Chen, Damanpour and Reilly (ibid, 2010:19) considered TMS as “senior management’s favorable attitude and commitments”. When team members feel they have the interest and support of senior management, they are more likely to assume greater ownership of the project and adopt riskier options that may lead to more innovative ideas (Swink, 2000; Akgün et al., 2007). They also tend to pay more attention to detail, as they do not need to worry about conserving resources for extra analyses or rework cycles for the design of the new product (Swink, 2003). The importance of TMS is increased by the fact that routines and functional goals in a firm’s structure often conflict with the innovation-oriented objectives of NPD teams, thereby creating serious obstacles to resource access (Dougherty & Hardy, 1996; Pinto, 2000). TMS provides a project with sponsorship and visibility throughout the organization (Swink, 2000). This considerably facilitates access to organizational resources throughout the process, as other members of the organization know that top management expects them to provide assistance if needed (Sethi et al., 2001).

At the same time, top management has to avoid managerial over-commitment to projects, as this can lead to wasting resources and ineffective over-control (Sethi et al., 2001; Bonner et al., 2002; Swink, Talluri, & Pandejpong, 2006). Consequently, it can be argued that more support is beneficial only up to a certain point and that there is a need for “balanced support” or “balanced top management commitment” (Anthony & McKay, 1992; Swink et al., 2006). Despite these counter-arguments, the above-mentioned contributions of TMS and previous empirical findings led us to hypothesize that TMS would positively impact NPD performance.

H1: *The more successful a project leader is in gaining top management support, the higher NPD performance*

Project leader’s social capital and top management support

Strong ties and top management support

Granovetter (1973: 1361) defines the strength of a tie as “a (*probably linear*) combination of the amount of time, the emotional intensity, the intimacy (*mutual confiding*), and the reciprocal services which characterize the tie”. As well as developing a “strength of weak ties argument” in which he pointed out the negative constraints that strong ties can exert on individual actions, Granovetter underlined the value of strong ties (1973), a path that has been followed by several other authors (Podolny and Baron, 1997; Hansen et al., 2001; Collins and Clarks, 2003). First, some of the information needed by project leaders will be unofficial and therefore not publicly available. Obtaining access to such information requires strong ties, especially if the information is sensitive and transferring information poses risks for the provider. This is because strong ties are often associated with high levels of trust (Ingram & Roberts, 2000; Uzzi & Lancaster, 2003). Second and more importantly, strong ties include motivation for an *alter* to provide resources and support to a focal actor (Krackhardt, 1992). This is particularly crucial when there

is internal competition between projects. In such cases, project leaders need support from key actors in the organization to obtain the necessary resources. A project leader's strong ties are more likely to show commitment to and stand up for him/her. Third, strong ties can result in important referrals that promote a project. A person who is connected to a project leader *via* a strong tie will often be aware of the resources and competences the project leader possesses (Borgatti & Cross, 2003), increasing the probability that that person will spread favorable information about the project. Furthermore, as well as spreading information, strong ties often introduce a "positive bias" by only relaying the most favorable aspects. This phenomenon is explained by the tendency for people to over-estimate the qualities of others with whom they have strong ties, due to the emotional components of this type of tie (Gershoff & Johar, 2006). Hence, a project leader's strong ties are more likely to result in positive comments about a project and thereby enhance its legitimacy and visibility within the organization.

However, social resources theory (Lin, 1999; Seibert et al., 2001) suggests that strength of ties and network structure do not fully account for social capital. The benefits provided by contacts also result from the amount of resources they control (Lin, 1999). Lin (1999) particularly stresses the importance of contacts with people of a higher social position, a notion that seems particularly pertinent when his focus on job searching is transposed to our context of project leaders struggling to obtain TMS. In this case, the availability of resources is highly dependent on the hierarchical position of contacts. Similarly, developing positive personal relationships with top management has been shown to be a way of building coalitions that can influence decision-making processes in a favorable way (Hochwarter et al., 2007). Oh et al. (2004) also refer to "vertical ties" as particularly important for team leaders, as they provide access to resources that are not accessible in the team's immediate environment. Contacts at higher levels have greater formal decision-making authority and can therefore strongly influence resource allocation (Seibert et al., 2001). Connections to these influential managers will "*facilitate an organization member's ability to upwardly influence as well as to gather needed resources in a timely manner to accomplish tasks*" (ibid: 865). In addition, visible social ties to hierarchical superiors can give the team legitimacy (Cross & Cummings, 2004), thereby making it easier to get support from other senior managers, rather than just from managers in the project leader's personal network. Combining the strength of strong ties and social resources theories, we hypothesized that having strong ties to the firm's top managers can make it easier to obtain TMS for a project.

H2: The greater the number of vertical strong ties in a project leader's network, the more successful he/she will be in gaining top management support

Network sparseness and top management support

Research into political behavior in organizations has shown that building a consistent strategy for influencing decision-making processes requires an accurate vision of the "political landscape" so that focal

actors can put their actions into a global context (Krackhardt, 1990; Hochwarter et al., 2007). As Ancona and Caldwell (1992) point out, understanding the political landscape surrounding the team allows the project leader to identify people who may support or threaten the project to understand how the project should be packaged in order to meet the unofficial expectations of top management and to access information about project evaluation processes that is not readily obtainable. Social ties at work are useful for this purpose because they are important vehicles for a lot of information that is not openly available (Krackhardt, 1990; Balkundi & Kilduff, 2005; Hochwarter et al., 2007).

As noted above, vertical strong ties offer informational advantages. However, what they affect is the type of information a project leader can access (Ingram & Roberts, 2000; Uzzi & Lancaster, 2003), not the breadth of the information, which is a crucial aspect in developing an understanding of the political landscape (Burt 1992). Information diversity and breadth require complementary forms of social capital, and depend on the structure of the network. In line with previous research, we argue that information breadth is greater in "sparse networks", that is, networks with many poorly connected contacts (Rodan & Galunic, 2004; McFadyen et al., 2009). Consistent with Burt's theory (1992, 2004), project leaders with a lot of "structural holes" (where there is no tie between two contacts) in their networks will have different information sources and will be exposed to different perspectives. This should make it easier for them to understand the internal organizational context and improve their ability to target key support and to adopt a lobbying message that will meet top managers' expectations. Conversely, project leaders with highly cohesive networks will tend to be trapped in a single vision of the work environment (Burt, 2004), as interconnected contacts tend to have similar information (Burt, 1992), leading to an incomplete and inaccurate understanding of how they can influence decisions.

The above-described informational advantage of having a sparse network is also due to the position of *tertius gaudens*, a notion inherited from Simmelian sociology (Burt, 1992). *Tertius gaudens* describes a person who benefits from being between two unconnected parties. Because there is no connection between the two parties, the focal actor can manipulate them to his/her benefit, for example by controlling and distorting the flow of information from one party to the other. As the focal actor simultaneously interacts with people who do not know each other well, he/she can exert tighter control over the circulation of project information and make sure it is seen only from its best side.

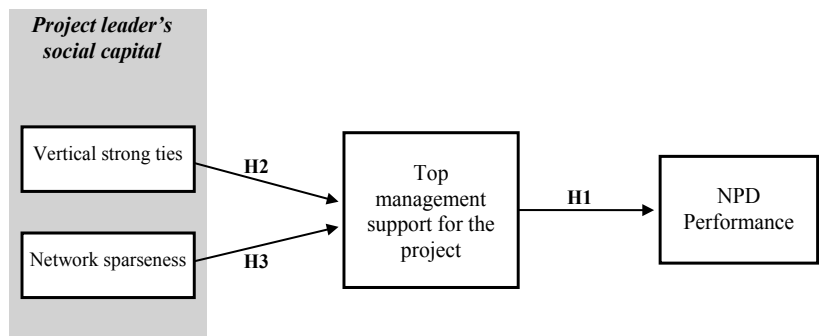
Although some studies have reported a negative relationship between network sparseness and performance (Ingram & Roberts, 2000; Obstfeld, 2005), others, particularly those in which team performance is the dependent variable, have provided strong support for Burt's hypothesis. For example, Hansen et al. (2001) found that structural holes and brokering positions allow project teams to perform well in exploration tasks, and Reagans et al. (2004) found that the performance of R&D teams is related to the number of structural holes in their networks. In addition, Vissa and Chacar (2009) showed that network sparseness in

the advice network of entrepreneurial teams leads to higher success.

H3: The greater the sparseness of a project leader's network, the more successful he/she will be in gaining top management support

The theoretical model for our research is summarized in Figure 1.

Figure 1. Theoretical model



RESEARCH METHODOLOGY

Sample and data collection

We tested our hypotheses on a sample of project leaders involved in NPD projects in a variety of industries. In March 2008 we sent an online questionnaire to 782 project members listed in two French databases: the AFITEP (French Association of Project Management) and Rhône-Alpes Chamber of Commerce. The first database included only project leaders. The second was less specific; therefore, we asked human resources managers, as key informants, to pass on our questionnaire to project leaders within their firms. Nevertheless, some responses came from team members, and these questionnaires had to be eliminated to ensure our final sample included only project leaders.

Respondents were asked to complete the questionnaire with reference to a completed NPD project they had managed. Relying on project leaders to collect information regarding an NPD project is a widespread research method in the field (Song & Montoya-Weiss 2001; Olson et al., 1995). An alternative approach is to rely on senior managers as key informants, but project leaders tend to be more familiar with the details of their project than senior managers (Henard & Szymanski, 2001; Montoya-Weiss & Calantone, 1994). Moreover, our focus on TMS as a central variable raises additional concerns about the reliability of senior managers as informants. In a meta-analysis of the effect of TMS on NPD performance, Henard and Szymanski (2001) found that the positive impact of TMS was stronger in studies that collected data from

project managers rather than from top managers. These authors suggested that senior managers often underestimate the importance of their own support for NPD performance, as they found that senior managers tend to place more emphasis on external factors, such as the risk of competitive responses to the new product.

After two follow-up emails sent after 10 and 20 days, we obtained 243 completed questionnaires (response rate of 31%). To ensure that our study was based on a homogenous sample, we crossed the sector variable with the nature of the project variable (new product/service, new process) and selected only projects involving the design of new products/services. This reduced the sample to 83 questionnaires. As 10 of these questionnaires were incomplete, our final sample consisted of 73 valid questionnaires completed by NPD project leaders. The company names on these questionnaires were all different, allowing us to conclude that the project managers interviewed belonged to different firms. Although the final sample was relatively small, its size was comparable to the samples used by most previous studies of NPD projects (see, for example, Gerwin & Barrowan, 2002, for a review of the sample compositions of 26 studies). Most of the respondents worked for large firms (more than 500 employees: 61.6%), with 64.4% of respondents working for manufacturing firms and 35.6% of respondents working for service firms. The mean project duration was 16 months. Most of the project teams in the sample were relatively small (60% of project teams had fewer than 5 members; 85% had fewer than 10 members). Further details of sample characteristics are given in **Appendix 1**.

Measures

NPD Performance

NPD performance has been defined as the degree to which a new product achieves the goals originally established by the firm for the product, for example, in terms of customer satisfaction, technological advancement, and overall product performance (Kleinschmidt & Cooper, 1991; Page, 1993; Nakata & Im, 2010), but how this performance should be measured is still the subject of intense debate (Hart, Jan Hultink, & Tzokas, 2003). An overwhelming majority of studies have used perceptual measures. In the present study we used subjective measures for three main reasons: firms' reluctance to release actual financial data (Olson, Walker, & Ruekert, 1995), managers' unwillingness to provide objective measures (Nakata & Im, 2010), and the need to standardize business outcomes across different industry settings (Olson et al., 1995). Moreover, previous research has demonstrated a close correspondence between subjective and objective measures of performance (Song & Parry, 1997; Nakata & Im, 2010).

As in Olson et al. (1995), our measures consisted of a series of single-item assessments by the project managers. We chose measures that capture "external performance" (Sarin & Mahajan, 2001), that is, measures focusing on the end-result of the NPD project. We took into account the market and the financial outcomes of the NPD project, with items adapted from previous studies that took a similar approach to performance measurement (Griffin & Page, 1993; Sethi, 2000; Sarin

& Mahajan, 2001; Garcia et al., 2008). As a result, we measured NPD performance by combining the degrees to which the project (a) provided access to new markets, (b) increased the firm’s turnover and (c) increased the firm’s profits (see Table 1). The items were measured using 6-point Likert scales.

Top management support

Although previous studies have found strong empirical evidence that TMS impacts NPD performance (Chen et al., 2010; Carbonell & Rodriguez-Escudero, 2009; Henard & Szymanski, 2001; Swink et al., 2006; Cooper & Kleinschmidt, 2007; Barczak, Griffin, & Kahn, 2009), they have used different perceptual measures to capture TMS, with differences in the breadth of item formulation. In line with the notion that TMS is about both providing resources and gaining attention (Ernst 2002; Blindenbach-Driessen & Van den Ende, 2006), we followed Swink’s approach for measuring TMS (Swink, 2003; Swink et al., 2006) as a combination of two distinct items: one item capturing TMS in terms of providing resources, the other item capturing TMS in terms of attention from top managers.

The exact formulations of these two items (“*Acquire resources from your hierarchy*”; “*Persuade your hierarchy to support the team’s decisions*”) were taken from Ancona and Caldwell’s (1992) study of the factors of NPD performance¹. An advantage of Ancona and Caldwell’s (1992) items is that they require the respondents to assess how good they were at these activities during the project. Indeed, in line with the notion that social capital impacts TMS through relational mechanisms, we wanted to capture TMS as the outcome of intentional actions, rather than as a variable that is exogenous to the team leader.

1.Their initial set included 24 items capturing a variety of relational activities that teams need to perform during a project (coordinating with external groups, searching for ideas, solving conflicts, asking for resources, “talking up” the project to outsiders, etc.)

Table 1. Variables for NPD performance and top management support

Variable	Items
NPD performance	
(adapted from Griffin & Page, 1993; Sethi, 2000; Sarin & Mahajan, 2001; Garcia et al., 2008)	Did this project allow your firm...[6-point Likert scale from “to a very small extent” to “to a very great extent”]
	- To win new markets?
	- To increase financial returns?
	- To increase its turnover?

TMS for the project
(adapted from
Ancona & Caldwell,
1992; Swink et al.,
2006)

During the project, to what extent did you manage to... [6-point Likert scale from "to a very small extent" to "to a very great extent"]

- Persuade your hierarchy to support the team's decisions?
- Acquire resources from your hierarchy?

Social capital

Name generators. Respondents were asked to list individuals with whom they had a significant amount of contact in their day-to-day jobs. To address the risk of memory bias inherent to any ego-network study, we used multiple items (**Appendix 2**), with each extra item requiring the respondent to make an additional recall effort (Brewer & Webster 1999). In addition, using multiple items prevents the measurement from being influenced by the wording of the items (Straits 2000). Before building the measures, we aggregated the names cited for different forms of interactions into a single list. This measurement strategy is consistent with previous studies in the field of innovation (Burt, 2004; Rodan & Galunic, 2004; Obstfeld, 2005; Regans & McEvily, 2003; Reagans, Zuckerman, & McEvily, 2004)². Once they had named their contacts, respondents had to answer single-item questions (described below) about each contact. The measures for each respondent are indices calculated by aggregating responses for all the contacts.

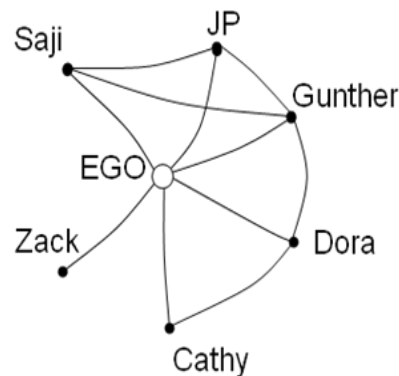
Vertical strong ties. As Granovetter stressed (1973), the definition of strength of ties cited above does not presuppose any specific method for measuring the concept. Although some authors have used the duration of the tie (Podolny & Baron, 1997; Collins & Clark, 2003), a large majority of studies have used either emotional closeness (Burt, 1992; Hansen, et al., 2001; Seibert, et al., 2001; Collins & Clark, 2003; Reagans et al., 2004; Rodan & Galunic, 2004) or frequency of interaction (Burt, 1992; Gabbay & Zuckerman, 1998; McEvily & Zaheer, 1999; Hansen et al., 2001; Collins & Clark, 2003; Levin & Cross, 2004; Reagans, et al., 2004). However, Marsden and Campbell (1984) found that measurement validity was higher for measures of emotional closeness than it was for measures of frequency of interaction, as frequency of interaction is often a correlate of variables that are not connected to tie strength, such as geographical proximity or task-interdependence. Consequently, we followed Burt (1992), Reagans et al. (2004) and Rodan and Galunic (2004) and assessed emotional closeness by asking respondents to rate each cited contact on a 4-point Likert scale of "distant"; "not very close"; "close"; "very close". In line with Seibert et al. (2001), Perry-Smith (2006), and Zhou et al. (2009), strong ties were considered to be those rated "very close". Due to the focus of H2 and the nature of our dependent variable (TMS), we only considered strong ties connecting the respondent to top managers. Each respondent was asked to assess the hierarchical level of every cited contact on the following Likert scale: 5 for N: maximum level possible (CEO); 4 for N-1; 3

2. Due to the above-mentioned risk of memory bias, using multiple items but considering their outputs separately would lead to biased results. This has been demonstrated empirically by Burt, who found that aggregating names leads to stronger empirical results compared with analyzing the outputs of name-generators separately (Burt 1997).

for N-2; 2 for N-3; 1 for other levels. All cited contacts below level 4 were excluded from calculations.

Network sparseness. We followed Burt (1992) and Anderson (2008) and chose effective size to measure network sparseness. Effective size is the number of contacts a respondent cites minus a “redundancy factor” (Burt, 1992: 55) that accounts for the level of interconnections between these contacts.

Figure 2. Ego’s network



In Figure 2, Ego has six contacts (network size is 6) but the six contacts cannot be considered six unique sources of information. For example, because Saji is connected to JP and Gunther, he will provide little information that is different from theirs. These connections increase the amount of redundancy in the network and therefore reduce the breadth of information access. The redundancy factor is calculated as the average number of ties that a contact has to other contacts, not including *ego*. For instance, the number of ties to be considered for Saji is 2 (ties to JP and Gunther), for Zack it is 0, and for Cathy it is 1. In this example, the contacts in the network have an average of 1.667 ties (the redundancy factor) to other contacts, leading to an effective size of $6 - 1.667 = 4.333$. In order to calculate effective size, each respondent was asked to indicate whether a pair of contacts was connected and to do this for every pair of cited contacts. These data were processed using UCINET VI software (Borgatti, Everett & Freeman, 2002) in order to obtain an effective size for each respondent’s network.

Control variables

We selected a group of variables to capture the characteristics of the firms, the projects and the respondents. These variables were firm size, project length, team size, project leader’s hierarchical level, and the project’s degree of innovativeness. Firm size is commonly believed to influence the product innovation process and affect NPD activities, in particular because it may affect the number of resources available to a project (Nakata & Im, 2010). We used the number of employees as a single-item measure of firm size (1: less than 20 employees, 2: from 20 to 249, 3: from 250 to 499, and 4: 500 or more employees).

Project length was measured by the number of months team members worked together to complete the project (Sethi, 2000); team size was measured by the number of members in the project team. The project's level of innovativeness was measured by asking respondents to assess the degree to which their team had to rely on technological and/or marketing competencies that were new to the firm (Benner & Tushman, 2003), on a 6-point Likert scale ranging from 1, very low, to 6, very high. Previous research suggests that NPD projects with highly innovative objectives tend to more easily attract attention and support from senior managers, due to the strategic importance of such projects and the risks they entail (Swink, 2000; Carbonnel et al., 2009). Finally, we measured the hierarchical position of the respondents on the following scale: 5 for N: maximum level possible (CEO); 4 for N-1; 3 for N-2; 2 for N-3; 1 for other levels. Due to their position, high-ranking project leaders, whatever their social capital, were expected to impact decision-making more easily and thereby obtain more TMS (Brown & Eisenhardt, 1995; Sarin & Mac Dermott, 2003).

RESULTS

Descriptive statistics are provided in **Appendix 3**. Data analysis was conducted using the partial least squares (PLS) method, which is a structural modeling technique that is suited to assessing predictive relationships and building theories (Wold, 1986). Because PLS can be used to model latent constructs, even under conditions of non-normality, it is particularly suited to analyzing small- to medium-sized samples (Chin, Marcolin, & Newsted, 1996). Our sample of 73 cases was large enough to carry out a PLS analysis, as it satisfied the condition that the sample size must be at least ten times larger than the largest number of structural paths directed at any one construct (Subramani, 2004)³. Results are only shown for the most stable models. PLS analyses are carried out in two stages: validation of the relevance of the latent constructs and assessment of the structural model's explanatory and predictive power.

Reliability and validity of measures

The measurement model was first examined for convergent and discriminant validity (Gefen & Straub, 2005). Convergent validity is demonstrated when items measuring a latent variable load with significant *t*-values on that construct. All the items loaded significantly on their hypothesized constructs, thereby indicating adequate convergent validity⁴. Our model also showed convergent validity with average variance extracted (AVE), as the AVE of our constructs was above the recommended threshold of 0.5 (see Table 2).

3.The largest number of paths to any construct in the research model is 7. This includes paths from the control variable.

4.All intermediary results are available upon request.

Table 2. Reliability and AVE

Construct	Composite Reliability	AVE	Cronbach's Alpha
NPD Performance	0.845	0.645	0.729
Top management support	0.856	0.750	0.691

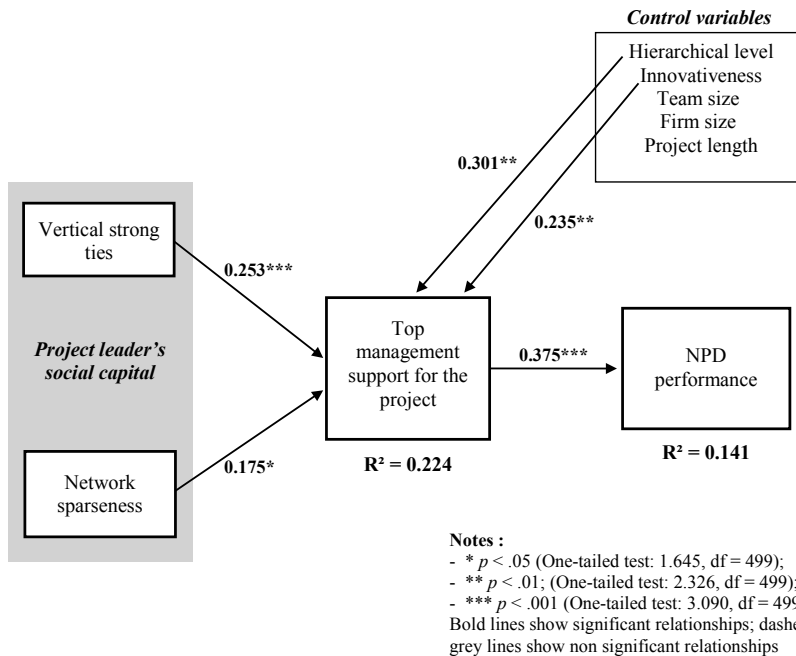
Factor loadings and cross-loadings were used to examine discriminant validity, which is demonstrated when items strongly load on their theoretically assigned factors and not on other factors in the model. All the constructs had loadings above 0.6, without high cross-loadings on the other constructs. The construct measures also showed adequate internal consistency (Table 2). All the composite reliabilities were above the recommended level of 0.7 (Nunnally, 1978). These analyses indicate adequate construct validity and reliability for the measures.

Because the data collection process used in the present study could induce a common-method bias, concerns about common-method and single-informant biases were addressed using procedures and statistical tests recommended by Krishnan, Martin and Noorderhaven (2006). By performing one statistical remedy and two procedural remedies we were able to rule out a number of common-method bias risks (**Appendix 4**).

Structural model results

The results of the structural model tests and the hypotheses are shown in Figure 3.

Figure 3. PLS results



The structural model test (see Table 3) included estimates of the path coefficients and the explained variance. Figure 3 shows path coefficients and t -statistics obtained using bootstrap sampling procedures⁵. The R² value for TMS (22.4%) was slightly higher than the R² value for NPD performance (14.1%). Significant links were found between TMS and NPD performance ($b = 0.375, t = 4.177, p < 0.001$), thus supporting H1. As hypothesized in H2, the path from vertical strong ties to TMS was positive and significant ($b = 0.253, t = 3.263, p < 0.001$). H3 is also supported, as network sparseness had a positive impact on TMS ($b = 0.175, t = 2.041, p < 0.05$). Among the control variables, both the hierarchical position of the respondent and the degree of innovativeness of the new product showed positive and significant paths to TMS ($b = 0.301, t = 2.964, p < 0.01$ and $b = 0.235, t = 2.701, p < 0.01$, respectively). This is consistent with previous findings that very innovative projects tend to more easily catch the attention of top managers due to their strategic value (Swink, 2000; Carbonnel et al., 2009). Prior research has also shown that holding higher rank in the organization facilitates the project leader's access to resources (Eisenhardt & Tabrizi, 1995; Scott, 1997; Gerwin & Barrowman, 2002; Sarin & McDermott, 2003).

5. The critical threshold for obtaining valid t -values is commonly reached at around 300 bootstrap iterations. To enhance reliability, we used a bootstrap threshold of 500 iterations.

Table 3. Structural model results

Top management support for the project			NPD performance		Hypotheses
	β	t	β	t	
Top management support			0.375	4.177***	H1 Supported
Vertical ties strong	0.253	3.263***			H2 Supported
Network sparseness	0.175	2.041*			H3 Supported
<i>Firm size</i>	0.132	1.104			
<i>Team size</i>	-0.024	0.255			
<i>Project length</i>	-0.100	0.936			
<i>Degree of innovativeness</i>	0.235	2.701**			
<i>Hierarchical level</i>	0.301	2.964**			
R²	0.224		0.141		

(* p<.05; ** p<.01; *** p<.001)

DISCUSSION

Why do some NPD project teams perform better than others? One recurrent answer to this question has been quite commonsensical: the success of NPD projects is a function of the support they get from top management (Thamain, 2004; Cooper & Kleinschmidt, 2007; Barczak, Griffin, & Kahn, 2009; Chen, Damanpour & Reilly, 2010). Although previous studies have provided empirical support for this hypothesis, they have, rather surprisingly, ignored another important question that the hypothesis raises: why do some NPD projects get more support than others? The relative lack of attention paid to this question may be due to the predominance of what we refer to as the “rational approach to NPD”, in which TMS is a project “input” that top managers have to modulate according to a project’s strategic value. However, some studies have reported a different reality (Dougherty & Hardy, 1996; McLoughlin, Koch, & Dickson, 2001) by suggesting that TMS is something the project leader has to win in the face of both intense internal competition and bounded rationality in the process of allocating attention and organizational resources. Consequently, the present study adopted a “political approach to NPD”, in which TMS is considered to be a variable that project leaders attempt to maximize.

In order to identify why some project leaders are more successful than others in maximizing TMS, we built a model in which the TMS a project

leader can obtain is a function of his/her social capital. We found that social capital has an impact on a project's TMS, which in turn impacts NPD performance. More specifically, we demonstrate that TMS is enhanced when a project leader's social capital is characterized by vertical strong ties and a sparse network. These findings have several important managerial and academic implications.

From a managerial point of view, they suggest that firms should pay more attention to the political context in which innovation projects develop. Our results show that projects can be hindered by a lack of TMS. Firms should help project leaders develop their social capital, as this would facilitate activities related to TMS and reduce the number of NPD project failures. In addition, firms should choose team leaders on the basis of their social capital, as well as on the basis of their managerial and technical skills. Our study also suggests that project leaders should build strong ties and pay attention to the sparseness of their network when developing their social capital. In particular, maintaining ties to densely-connected others creates a risk of getting trapped in a single vision, leading to ineffective political behaviors.

From a theoretical point of view, our findings on the effect of social capital on TMS shed new light on previous conclusions about the relationship between a project leader's organizational influence and NPD performance (Eisenhardt & Tabrizi, 1995; Scott, 1997; Gerwin & Barrowman, 2002; Sarin & McDermott, 2003). In these studies most of the influence a project leader is capable of exerting over decision-making processes was considered to be a result of his/her informal status or hierarchical rank. We show that this understanding of the "influence" of project leaders may be insufficient. Although our results show that hierarchical level has a strong impact on TMS, we found that influence is also partly based on relational assets. Our study's most important contribution to the field of social capital in management is in the description it provides of the specific nature of these relational assets. Our results support the theory of structural holes (Burt, 1992) in the context of NPD, as network sparseness appears to be an important factor in activities designed to mobilize TMS. Most previous research has assumed and tested a direct link between network sparseness and performance, without considering the mediating effects of specific variables (Hansen et al., 2001; Reagans et al., 2004). In contrast, the present study suggests that network sparseness helps a project leader acquire TMS by providing access to more diverse information. Taken together, these results are consistent with the political view of Burt's structural holes theory (Burt, 1992). Our data also highlight the importance of the quality of relationships for NPD team leaders, with vertical strong ties having a positive impact on the amount of support project leaders get from top management. Vertical strong ties provide good and direct connections to decision-makers, and these connections are vital, as strong ties will generate solidarity, priority over other projects and motivation to help.

In addition to providing support for these theories in the specific context of NPD projects, we show that both sparseness and strong ties can come into play at the same time, although these two network conditions have often been seen as contradictory at a conceptual level (Burt, 1992; Hansen, Podolny, & Pfeffer, 2001; Seibert, Kraimer, & Liden, 2001). We sug-

gest that it is possible to combine network sparseness and strong ties, as having a lot of strong ties does not necessarily result in low network sparseness. This is borne out by our descriptive statistics, which show a negative but very weak correlation (6.9%) between network sparseness and strong ties. We also suggest that combining these two aspects is beneficial. Strong ties to the organization's top managers are an important way of directly securing support from the top and make lobbying for a project easier. However, in order to develop an effective strategy in a context of internal competition and organizational complexity, it is also necessary to have an accurate picture of the political landscape, and this can only be obtained through exposure to the full range of visions, information and interpretations in the organization. Strong ties bring solidarity and facilitate access to resources; sparseness provides a balanced and informed vision of the appropriate strategy.

This approach is in line with a recent stream of research (McFadyen et al., 2009; Rost, 2010) which suggests that the relational and structural dimensions of social capital should be considered complementary rather than incompatible. Rost (2010: 1) found that "in the presence of strong ties, weak network architectures (structural holes or a peripheral network position) leverage the strength of strong ties in the creation of innovation". Similarly, in a study of over 700 publications over an 11-year period, McFadyen et al. (2009) concluded that the greatest contributions were made by researchers who combined strong ties with a sparse network. Our results complement these findings by showing that such a vision can be applied to the political dimension of innovation, as well as to its technical dimension.

Further research is now needed to follow up our finding that social capital plays an important role in obtaining TMS. In particular, some authors maintain that the effects of variables such as strong ties or network sparseness are contingent on other variables (Comet, 2007). In particular, in our context, the amount of TMS a project leader obtains from his/her personal network might depend on the way in which he/she interacts with members of the network, as well as on the network's characteristics (strong ties, sparseness). This is consistent with a recent research stream in which individual characteristics and behaviors

are considered contingency factors of social capital. For example, in a study by Anderson (2008), managers' average tie strength and network sparseness had a positive impact on the amount and diversity of information they could obtain. However, this impact was stronger among managers who had high scores on the need for cognition dimension, suggesting that they were more effective at exploiting their networks. One important outcome of pursuing this research avenue would be the identification of the social skills or behaviors team leaders need in order to translate personal relationships into TMS. As different stages of the innovation process correspond to different types of constraint (Kanter, 1988), a promising avenue would be to consider time as another contingency factor and to look at social capital and TMS along the life cycle of a project. The kinds of political challenges leaders have to cope with, and hence the type of social capital they need, may differ over time (Kijkuit & Van den Ende, 2007).

Like all studies, the present research has a number of limitations. The size and composition of the sample prevent us from generalizing our empirical conclusions. Nevertheless, our sample was comparable in size to the samples used in similar studies, and it was large enough for the main purpose of this research, which was to simultaneously study the links between social capital and TMS and between TMS and NPD performance. Up until now this field has remained unexplored, at least in terms of empirical studies. By applying a statistical tool (PLS) that is appropriate for small sample sizes (Chin et al., 1996), we were able to obtain statistically significant results.

Another limitation arises from concerns about common-method and single-informant biases resulting from the fact that we collected data only from NPD team leaders. We addressed these concerns by applying a number of procedures and statistical tests recommended by Krishnan, Martin and Noorderhaven (2006). To avoid such concerns, future studies should collect information from every member of project teams, as well as from project leaders. Although project leaders are generally much more involved than other team members in obtaining TMS, future research could expand our results by examining whether the social capital of other team members has an impact. In particular, some teams may adopt a distributed approach when attempting to leverage TMS through social ties, whereas others may have a more centralized approach, relying only on the project leader's social capital (Maurer & Ebers, 2006). These different approaches are likely to lead to different outcomes.

Acknowledgments: The authors sincerely thank the reviewers and the editor in chief for their extensive comments and suggestions for improvements.

Barthélemy Chollet is an assistant professor at Grenoble Ecole de Management. His research deals with the role of social networks in organizations, especially knowledge-intensive firms.

Sébastien Brion is associate professor at IAE Savoie-Mont-Blanc. His research focuses on innovation management and organizations that foster innovation.

Vincent Chauvet is an assistant professor at the University of Savoie. His research interests are broadly concerned with understanding how social networks and absorptive capacity can leverage innovation within firms

Caroline Mothe is full professor of strategic management at the University of Savoie, France, where she mainly teaches strategy and innovation management. Interested in interfirm cooperation and in innovative organizations, she actually coordinates several research projects on intra and inter-organizational innovation processes.

Mickaël Géraudel is assistant professor of strategic management at Groupe Sup de Co Montpellier Business School. His research focuses on CEO social networks and coopetition relationships among firms.

REFERENCES

- Adler, P., & Kwon, S. W. (2002). Social capital: prospects for a new concept. *Academy of Management Review*, 27(1), 17-40.
- Akgün, A.E., Keskin H., Byrne J., & Aren, S. (2007). Emotional and learning capability and their impact on product innovativeness and firm performance. *Technovation*, 27(9), 501-513.
- Ancona, D. G., & Caldwell, D. F. (1992). Bridging the boundary: external activities and performance in organizational teams. *Administrative Science Quarterly*, 37(4), 634-665.
- Anderson, M. (2008). Social networks and the cognitive motivation to realize network opportunities: a study of managers' information gathering behaviors. *Journal of Organizational Behavior*, 29(1), 51-78.
- Anthony, M. T., & Mckay, J. (1992). From experience: Balancing the product development process: Achieving product and cycle-time excellence in high technology industries. *Journal of Product Innovation Management*, 9(2), 140-147.
- Balkundi, P., & Kilduff, M. (2005). The ties that lead: A social network approach to leadership. *Leadership Quarterly*, 17(4), 419-439.
- Barczak, G., Griffin, A., & Kahn K. B. (2009). Perspective: Trends and drivers of success in NPD practices: Results of the 2003 PDMA best practice study. *Journal of Product Innovation Management*, 26(1), 3-23.
- Batjargal, B. (2003). Social capital and entrepreneurial performance in Russia: A longitudinal study. *Organization Studies*, 24(4), 535-556.
- Benner, M. J., & Tushman, M.L. (2003). Exploitation, exploration, and process management: The productivity dilemma revisited. *Academy of Management Review*, 28(2), 238-256.
- Blindenbach-Driessen, F. P., & van den Ende, J. C. M. (2006). Innovation in project-based firms: The context dependency of success factors. *Research Policy*, 35(4), 545-561.
- Bonner, J. M., Ruekert, R. W., & Walker Jr., O. C., (2002). Upper management control of new product development projects and project performance. *Journal of Product Innovation Management*, 19(3), 233-245.
- Borgatti, S. P., Everett, M. G., & Freeman, L. C. (2002). *Ucinet for windows: software for social networks analysis*. Harvard, MA: Analytic Technologies.
- Borgatti, S. P., & Cross, R. (2003). A relational view of information seeking and learning in social networks. *Management Science*, 49(4), 432-445.
- Brewer D. D., & Webster, C. M. (1999). Forgetting of friends and its effects on measuring friendship networks. *Social Networks*, 21(4), 361-373.
- Brown, S., & Eisenhardt, K. (1995). Product development: past research, present findings, and future directions. *Academy of Management Review*, 20(2), 343-378.
- Burt, R. S. (1992). *Structural holes, the social structure of competition*. Cambridge: Harvard University Press.
- Burt, R. S. (1997). A note on social capital and network content. *Social Networks*, 19(4), 355-373.
- Burt, R. S. (2004). Structural holes and good ideas. *American Journal of Sociology*, 110(2), 349-399.
- Carbonell, P., & Rodriguez-Escudero, A. (2009). Relationships among team's organizational context, innovation speed, and technological uncertainty: An empirical analysis. *Journal of Engineering and Technology Management*, 26(1-2), 28-45.
- Casanueva, C., & Gallego, A. (2010). Social Capital and Innovation: An Intra-departmental Perspective. *Management revue*, 21(2), 135-154.
- Chen, J., Damanpour, F., & Reilly, R. (2010). Understanding antecedents of new product development speed: A meta-analysis. *Journal of Operations Management*, 28(1), 17-33.
- Chin, W. W., Marcolin, B. L., & Newsted, P. R. (1996). *A partial least squares latent variable modeling approach for measuring interaction effects*, in J. I. DeGross, A. Srinivasan & S. L. Jarvenpaa (Eds.), *Proceedings of the Seventeenth International Conference on Information Systems* (pp. 21-41). Ohio: Cleveland.
- Clark, K. B., & Fujimoto, T. (1991). *Product development performance: strategy, organization, and management in the world auto industry*, Harvard Business School Press.

- Collins, C. J., & Clark, K. D. (2003). Strategic human resource practices, top management team social networks, and firm performance: the role of human resource practices in creating organizational competitive advantage. *Academy of Management Journal*, 46(6), 740-751.
- Comet, C. (2007). Capital social et profits des artisans du bâtiment : le poids des incertitudes sociotechniques. *Revue Française de Sociologie*, 48(1), 67-91.
- Cooper, R. G., & Kleinschmidt, E. J. (2007). Winning businesses in product development: the critical success factors. *Research Technology Management*, 50(3), 52-66.
- Cross, R., & Cummings, J. N. (2004). Tie and network correlates of individual performance in knowledge-intensive work. *Academy of Management Journal*, 47(6), 928-937.
- Dougherty, D., & Hardy, C. (1996). Sustained product innovation in large, mature organizations: overcoming innovation-to-organization problems. *Academy of Management Journal*, 39(5), 1120-1153.
- Eisenhardt, K. M., & Tabrizi, B. N. (1995). Accelerating adaptive processes: Product innovation in the global computer industry. *Administrative Science Quarterly*, 40(1), 84-110.
- Ernst, H. (2002). Success factors of new product development: A review of the empirical literature. *International Journal of Management Reviews*, 4(1), 1-40.
- Gabbay, S. M., & Zuckerman E. W. (1998). Social capital and opportunity in corporate R&D: The contingent effect of contact density on mobility expectations. *Social Science Research*, 27(2), 189-217.
- Garcia, N., Sanzo, M. J., & Trespalacios, J. A. (2008). New product internal performance and market performance: Evidence from Spanish firms regarding the role of trust, interfunctional integration, and innovation type. *Technovation*, 28(11), 713-725.
- Gefen, D., & Straub, D. (2005). A practical guide of factorial validity using PLS Graph: tutorial and annotated examples. *Association of Information Systems*, 16, 91-109.
- Gershoff, A. D., & Johar, G. V. (2006). Do you know me? Consumer calibration of friends' knowledge. *Journal of Consumer Research*, 32(4), 496-503.
- Gerwin, D., & Barrowman, N. J. (2002). An evaluation of Research on Integrated Product Development. *Management Science*, 48(7), 938-953.
- Granovetter, M. (1973). The strength of weak ties. *American Journal of Sociology*, 78(6), 1360-1380.
- Granovetter, M. (1985). Economic action and social structure: the problem of embeddedness. *American Journal of Sociology*, 91(3), 481-510.
- Granovetter, M. (2005). The Impact of Social Structure on Economic Outcomes. *Journal of Economic Perspectives*, 19(1), 33-50.
- Griffin, A., & Page, A. L. (1993). An interim report on measuring product development success and failure. *Journal of Product Innovation Management*, 10(4), 291-308.
- Griffin, A. (1997). PDMA research on new product development practices: Updating trends and benchmarking best practices. *Journal of Product Innovation Management*, 14(6), 429-458.
- Hansen, M. T. (1999). The search transfer problem: The role of weak ties in sharing knowledge across organizational sub-units. *Administrative Science Quarterly*, 44, 82-111.
- Hansen, M. T., Podolny, J. M., & Pfeffer, J. (2001). So many ties, so little time: A task contingency perspective on corporate social capital in organizations. *Research in the Sociology of Organizations*, 18, 21-57.
- Hart, S., Hultink, E. J., Tzokas, N., & Commandeur, H. R. (2003). Industrial Companies' Evaluation Criteria in New Product Development Gates. *Journal of Product Innovation Management*, 20(1), 22-36.
- Henard, D., & Szymanski, D. (2001). Why some new products are more successful than others. *Journal of Marketing Research*, 38(3), 362-375.
- Hochwarter, W., Ferris, G., Zinko, R., Arnell, B., & James, M. (2007). Reputation as a Moderator of Political Behavior-Work Outcomes Relationships: A Two-Study Investigation With Convergent Results. *Journal of Applied Psychology*, 92(2), 567-576.

- Ingram, P., Roberts, P. W. (2000). Friendships among competitors in the Sydney hotel industry. *American Journal of Sociology*, 106(2), 387-424.
- Jeong, I., Pae J. H., & Zhou, D. (2006). Antecedents and consequences of the strategic orientations in new product development: The case of Chinese manufacturers. *Industrial Marketing Management*, 35(3), 348-358.
- Kanter, R. M. (1988). Three tiers for innovation research. *Communication Research*, 15(5), 509-523.
- Katz, R., & Tushman, M. (1981). An investigation into the managerial roles and career paths of gatekeepers and project supervisors in a major R&D facility. *R&D Management*, 11(3), 103-110.
- Keller, R. T. (2001). Cross-functional project groups in research and new product development: diversity, communications, job stress and outcomes. *Academy of Management Journal*, 44(3), 547-556.
- Kijkuit, B. & van den Ende, J. C. M. (2007). The Organizational Life of an Idea. *Journal of Management Studies*, 44(6), 863-882.
- Kleinschmidt, E. J., & Cooper R. G. (1991). The impact of product innovativeness on performance. *Journal of Production Innovation Management*, 8(4), 240-251.
- Koka, B. R., & Prescott, J. E. (2002). Strategic Alliances as Social Capital: A Multidimensional View. *Strategic Management Journal*, 23(9), 795-816.
- Krackhardt, D. (1990). Assessing the political landscape: Structure, cognition and power in organizations. *Administrative Science Quarterly*, 35(2), 342-369.
- Krackhardt, D. (1992). The strength of strong ties: the importance of philos in organizations. In N. Nohria & R. G. Eccles (Eds.), *Networks and organizations: structure, form and action* (pp. 216-139). Boston: Harvard Business School Press.
- Krishnan, R., Martin, X., & Noorderhaven N. G. (2006). When does trust matter to alliance performance? *Academy of Management Journal*, 49(5), 894-917.
- Lazega, E. (2001). *The Collegial Phenomenon: The Social Mechanisms of Cooperation Among Peers in a Corporate Law Partnership*. Oxford: Oxford University Press.
- Levin, D. Z., & Cross, R. (2004). The strength of weak ties you can trust: the mediating role of trust in effective knowledge transfer. *Management Science*, 50(11), 1477-1490.
- Lewis, M. W., Welsh, M. A., Dehler, G. E., & Green, S. G. (2002). Product development tensions: Exploring contrasting styles of project management. *Academy of Management Journal*, 45(3), 546-564.
- Lin, N. (1999). Social networks and status attainment. *Annual Review of Sociology*, 25(1), 467-487.
- Lin, N. (2001). *Social Capital*. Cambridge: Cambridge University Press.
- Lovelace, K., Shapiro, D. L., & Weingart, L. R. (2001). Maximizing cross-functional new product team's innovativeness and constraint adherence: A conflict communications perspective. *Academy of Management Journal*, 44(4), 779-793.
- March, J. G., & Olsen, J. P. (1972). A garbage can model of organizational choice. *Administrative Science Quarterly*, 17(1), 1-25.
- Marrone, J. E., Tesluk, P. E., & Carson, J. B. (2007). A multilevel investigation of antecedents and consequences of team member boundary-spanning behavior. *Academy of Management Journal*, 50(6), 1423-1439.
- Marsden, P., & Campbell, C. (1984). Measuring tie strength. *Social Forces*, 63(2), 482-501.
- Maurer, I., & Ebers, M. (2006). Dynamics of social capital and their performance implications: Lessons from biotechnology start-ups. *Administrative Science Quarterly*, 51(2), 262-292.
- McEvily B., & Zaheer, A. (1999). Bridging ties: A source of firm heterogeneity in competitive capabilities. *Strategic Management Journal*, 20(12), 1133-1156.
- McFadyen, M. A., Semadeni, M., & Cannella Jr, A. A. (2009). Value of strong ties to disconnected others: Examining knowledge creation knowledge in biomedicine. *Organization Studies*, 20(3), 552-564.

- McLoughlin, I., Koch, C., & Dickson, K. (2001). What's this "Tosh"? Innovation networks and new product development as a political process. *International Journal of Innovation Management*, 5(3), 275-298.
- Montoya-Weiss, M. M., & Cantalone, R. (1994). Determinants of new product performance: a review and meta-analysis. *Journal of Product Innovation Management*, 11(5), 397-417.
- Nakata, C., & Im, S. (2010). Spurring cross-functional integration for higher new product performance: A group effectiveness perspective. *Journal of Product Innovation Management*, 27(4), 554-571.
- Nunnally, J. C. (1978). *Psychometric Theory*. New York: McGraw Hill.
- Obstfeld, D. (2005). Social networks, the tertius iungens orientation, and involvement in innovation. *Administrative Science Quarterly*, 50(1), 100-130.
- Ocasio, W. (1997). Towards an attention-based view of the firm. *Strategic Management Journal*, 18, 187-206.
- Oh, H., Chung, M. H., & Labianca, G. (2004). Group social capital and group effectiveness: the role of informal socializing ties. *Academy of Management Journal*, 47(6), 860-875.
- Olson, E. M., Walker Jr., O. C., & Ruekert, R. W. (1995). Organizing for effective new product development: the moderating role of product innovativeness. *Journal of Marketing*, 59(1), 48-62.
- Page, A. L. (1993). Assessing new product development practices and performance: Establishing crucial norms. *Journal of Product Innovation Management*, 10(4), 273-290.
- Paté-Cornell, M. E., & Dillon, R. (2001). Probabilistic risk analysis for the NASA space shuttle: A brief history and current work. *Reliability Engineering and System Safety*, 74(3), 345-352.
- Perry-Smith, J. E. (2006). Social Yet Creative: The role of social relationships in facilitating individual creativity. *Academy of Management Journal*, 49(1), 85-101.
- Pinto, J. K. (2000). Understanding the role of politics in successful project management. *International Journal of Project Management*, 18(2), 85-92.
- Podolny, J. M., & Baron, J. N. (1997). Resources and relationships: Social networks and mobility in the workplace. *American Sociological Review*, 62(5), 673-693.
- Podsakoff, P. M., & MacKenzie, S. B. (2003). Common Method Biases in Behavioral Research: A Critical Review of the Literature and Recommended Remedies. *Journal of Applied Psychology*, 88(5), 879-903.
- Reagans, R., & McEvily, B. (2003). Network structure and knowledge transfer: The effects of cohesion and range. *Administrative Science Quarterly*, 48(2), 240-267.
- Reagans, R., Zuckerman, E. W., & McEvily, B. (2004). How to make the team: social networks vs. demography as criteria for designing effective teams. *Administrative Science Quarterly*, 49(1), 101-133.
- Rodan, S., & Galunic, C. (2004). More than network structure: how knowledge heterogeneity influences managerial performance and innovativeness. *Strategic Management Journal*, 25(6), 541-562.
- Rost, K. (2010). The strength of strong ties in the creation of innovation. *Research Policy*, 40(4), 588-604.
- Sarin, S. & Mahajan, V. (2001). The effect of reward structures on the performance of cross-functional product development teams. *Journal of Marketing*, 65(2), 35-53.
- Sarin, S., & Mac Dermott, C. (2003). The effect of team leader characteristics on learning, knowledge application, and performance of cross-functional new product development teams. *Decision Science*, 34(4), 707-739.
- Scott, S. (1997). Social identification effects in product and process development teams. *Journal of Engineering & Technology Management*, 14(2), 97-127.
- Seibert, S. E., Kraimer, M.L., & Liden, R.C. (2001). A social capital theory of career success. *Academy of Management Journal*, 44(2), 219-237.
- Sethi, R. (2000). Superordinate identity in cross-functional product development teams: its antecedents and effect on new product performance. *Journal of the Academy of Marketing Science*, 28(3), 330-344.

- Sethi, R., Smith, D. C., & Park, C. W. (2001). Cross-functional product development teams, creativity, and the innovativeness of new consumer products. *Journal of Marketing Research*, 38(1), 73-85.
- Song, X. M., & Parry, M. E. (1997). A cross-national comparative study of new product development processes: Japan and the United States. *Journal of Marketing*, 61(2), 1-18.
- Song, M., & Montoya-Weiss, M. M. (2001). The effect of perceived technological uncertainty on Japanese new product development. *Academy of Management Journal*, 44(1), 61-80.
- Straits, B. C. (2000). Ego's important discussants or significant people: An experiment in varying the wording of personal network name generators. *Social Networks*, 22(2), 123-140.
- Subramani, M. (2004). How do suppliers benefit from information technology use in supply chain relationships? *MIS Quarterly*, 28(1), 45-73.
- Swink, M. (2000). Technological innovativeness as a moderator of new product design integration and top management support. *Journal of Product Innovation Management*, 17(3), 208-220.
- Swink, M. (2003). Completing projects on-time: How project acceleration affects new product development. *Journal of Engineering & Technology Management*, 20(4), 319-345.
- Swink M., Talluri S., & Pandejpong, T. (2006). Faster, better, cheaper: A study of NPD project efficiency and performance tradeoffs. *Journal of Operations Management*, 24(5), 542-562.
- Tatikonda, M., & Rosenthal, S. (2000). Successful execution of product development projects: Balancing firmness and flexibility in the innovation process. *Journal of Operations Management*, 18(4), 401-425.
- Thamhain, H. J. (2004). Team leadership effectiveness in technology-based project environments. *Project Management Journal*, 35(4), 35-46.
- Treadway, D., Hochwarter, W., Kacmar, C., & Ferris, G. (2005). Political will, political skill, and political behavior. *Journal of Organizational Behavior*, 26(3), 229-245.
- Tourangeau, R., Rips, L. J., & Rasinski, K. (2000). *The psychology of survey response*. Cambridge: Cambridge University Press.
- Tsai, W., & Ghoshal, S. (1998). Social Capital and Value Creation: The Role of Intrafirm Networks. *Academy of Management Journal*, 41(4), 464-476.
- Uzzi, B. (1997). Social structure and competition in interfirm networks: the paradox of embeddedness. *Administrative Science Quarterly*, 42(1), 35-67.
- Uzzi, B., & Lancaster, R. (2003). Relational embeddedness and learning: The case of bank loan managers and their clients. *Management Science*, 49(4), 383-399.
- Vissa, B., & Chacar, A. S. (2009). Leveraging ties: the contingent value of entrepreneurial teams' external advice networks on Indian software venture performance. *Strategic Management Journal*, 30(11), 1179-1191.
- Willem A. & Scarbrough, H. (2006). Social capital and political bias in knowledge sharing: An exploratory study. *Human Relations*, 59(10), 1343-1370.
- Wold, H. (1986). Partial Least Squares. In S. Kots & N. L. Johnson (Eds.), *Encyclopedia of Statistical Sciences* (6)(pp. 581-591). New York: John Wiley.
- Zhou, J., Shin, S. J., Brass, D. J., Choi, J., & Zhang, Z. X. (2009). Social Networks, personal values, and creativity: evidence for curvilinear and interaction effects. *Journal of Applied Psychology*, 94(6), 1544-1552.

Appendix 1. Sample characteristics

Table a. Characteristics of respondents' firms (N=73)

Variables	Number	Percent
<i>Firm size</i>		
< 20	5	6.8%
20 to 250	12	16.4%
250 to 500	11	15.1%
> 500	45	61.6%
<i>Industry</i>		
Manufacturing	47	64.4%
Services	26	35.6%

Table b. Characteristics of the NPD projects (N=73)

Variables	Number	Percent
Project duration		
(months)		
0-5	8	11.0%
6-11	21	28.7%
12-23	24	32.9%
24-35	10	13.7%
36-48	10	13.7%
Project-team size		
0-5	44	60.3%
5-10	18	24.7%
11-67	11	15.0%
Degree of innovativeness		
Very low	1	1.4%
Low	2	2.7%
Quite low	15	20.5%
Quite high	23	31.5%
High	27	37.0%
Very high	5	6.9%

Table c. Characteristics of the respondents (N=73)

Variables	Number	Percent
Gender		
Women	12	16.4%
Men	61	83.6%
Tenure in the firm (years)		
1 to 3	27	37.1%
4 to 5	15	20.5%
6 to 9	15	20.5%
10 and more	16	21.9%
Education background		
College degree	2	2.7%
Masters degree	62	84.9%
PhD	9	12.4%
Hierarchical level		
N=CEO	0	0.0%
N-1	6	8.2%
N-2	26	35.7%
N-3	25	34.2%
N-4	16	21.9%

Appendix 2. Eliciting the respondent's contacts (name-generators)

Questions	References
<i>Task advice</i>	
As a project leader, getting your job done on a daily basis often requires obtaining advice and information from others. Over the last six months, who are the key people you have regularly turned to for information and work-related advice to enhance your ability to do your day-to-day work? [up to 10 names, 4.53 names cited on average]	Adapted from Podolny & Baron (1997) and Rodan & Galunic (2004)
<i>Strategic information</i>	
Getting your job done also requires general information about the "goings-on" at your firm – insights into the goals and strategies of important individuals, divisions, or even the firm as a whole, information about future organizational changes, etc. Over the past six months, which people have been important sources of this kind of information? [up to 4 names, 1.49 names cited on average]	Adapted from Podolny & Baron (1997)
<i>Buy-in</i>	
Pushing new ideas or initiatives often requires support from others without which you cannot proceed. If you were moving to a new job and wanted to leave behind the best network advice you could for the person taking over your old job, which three or four people would you name as essential sources of support? [up to 4 names, 1.28 names cited on average]	Adapted from Burt (1992) and Rodan & Galunic (2004)

Job opportunities

If you decided to find a job with another firm doing the same kind of work you do for your current firm, who are the two or three people with whom you would be most likely discuss and evaluate your job options?

[up to 3 names, 0.36 names cited on average]

Anyone missing?

Now that you have a list of contacts, please look over it quickly. Is anyone significant missing? Have you omitted anyone with whom you have had contact over the last six months and without whom your career or your tasks would have been much more difficult?

[1 name, 0.25 names cited on average]

Appendix 3. Means and standard deviations

	Mean	Sd	1	2	3	4	5	6	7	8	9
1 Firm size	3.315	0.984	1.000								
2 Hierarchical level	2.333	0.957	-0.433	1.000							
3 Top Management Support	4.358	1.140	-0.004	0.261	1.000						
4 NP innovativeness	4.205	1.027	0.141	0.014	0.253	1.000					
5 NPD performance	3.861	1.335	0.056	0.272	0.375	0.162	1.000				
6 Project length	2.514	0.753	0.319	-0.116	-0.022	0.139	-0.167	1.000			
7 Vertical strong ties	0.452	1.014	-0.089	-0.028	0.207	-0.010	0.044	0.078	1.000		
8 Network sparseness	3.985	1.854	0.152	0.011	0.176	0.063	0.053	0.157	-0.069	1.000	
9 Team size	1.763	0.733	0.470	-0.290	-0.029	-0.037	-0.027	0.401	0.137	0.197	1.000

Appendix 4. Remedies taken against common method bias

Remedy and rationale

Statistical

Harman's one-factor test. If a substantial amount of common method bias exists in data, a single or general factor that accounts for most of the variance will emerge when all the variables are entered together (Podsakoff et al., 2003).

Procedural

To reduce the respondents' tendency to give socially desirable responses and/or to be acquiescent or lenient when crafting their responses we protected respondent anonymity (Podsakoff et al., 2003).

Reducing item ambiguity (Tourangeau, Rips & Rasinski, 2000)

Implementation

An unrotated principal factor analysis on all the variables used in the model revealed five factors with eigenvalues greater than 1, which together accounted for 66.8 % of the total variance. The first factor did not account for a majority of the variance (22.51 %)

The introductory web page of our online survey assured complete respondent anonymity.

We pre-tested the survey, which helped us identify and replace a number of ambiguous questions.
