



HAL
open science

A mean field theory for the collective motion of self-propelled particles interacting by velocity alignment mechanisms

Fernando Peruani, Andreas Deutsch, Markus Baer

► **To cite this version:**

Fernando Peruani, Andreas Deutsch, Markus Baer. A mean field theory for the collective motion of self-propelled particles interacting by velocity alignment mechanisms. *The European Physical Journal. Special Topics*, 2008, 157 (1), pp.111-122. 10.1140/epjst/e2008-00634-x . hal-00905153

HAL Id: hal-00905153

<https://hal.science/hal-00905153>

Submitted on 18 Nov 2013

HAL is a multi-disciplinary open access archive for the deposit and dissemination of scientific research documents, whether they are published or not. The documents may come from teaching and research institutions in France or abroad, or from public or private research centers.

L'archive ouverte pluridisciplinaire **HAL**, est destinée au dépôt et à la diffusion de documents scientifiques de niveau recherche, publiés ou non, émanant des établissements d'enseignement et de recherche français ou étrangers, des laboratoires publics ou privés.

A mean-field theory for self-propelled particles interacting by velocity alignment mechanisms

Fernando Peruani^{1,2}, Andreas Deutsch², and Markus Bär³

¹ Max Planck Institute for Physics of Complex Systems, Nöthnitzer Str. 38, 01187 Dresden, Germany

² Center for Information Services and High Performance Computing, Technische Universität Dresden, Zellescher Weg 12, 01069 Dresden, Germany

³ Physikalisch-Technische Bundesanstalt, Abbestr. 2-12, 10587 Berlin, Germany.

Abstract. A mean-field approach (MFA) is proposed for the analysis of orientational order in a two-dimensional system of stochastic self-propelled particles interacting by local velocity alignment mechanism. The treatment is applied to the cases of ferromagnetic (F) and liquid-crystal (LC) alignment. In both cases, MFA yields a second order phase transition for a critical noise strength and a scaling exponent of 1/2 for the respective order parameters. We find that the critical noise amplitude η_c at which orientational order emerges in the LC case is smaller than in the F-alignment case, *i.e.* $\eta_c^{LC} < \eta_c^F$. A comparison with simulations of individual-based models with F- resp. LC-alignment shows that the predictions about the critical behavior and the qualitative relation between the respective critical noise amplitudes are correct.

1 Introduction

Self-propelled particles (SPPs) with local interactions can organize into large-scale patterns. Flocks of birds [1], swarms of bacteria [2,3], sperm cells [4], mixtures of microtubules and motors [5], are examples for such a behavior. Beyond the complexity of each particular system, we observe that there are some few common features which cause the emergence of long-range order in these systems: the active motion of the particles and a velocity alignment mechanism.

The Vicsek-model [6] is considered the simplest model of SPPs which exhibits collective motion. In this model, point-like particles moving with a velocity vector of constant magnitude interact by aligning their velocity direction to the local average velocity. One can think of this model as a model of moving spins, in which the velocity of the particles is given by the spin-vector. Going further in this analogy with spin systems we denote this alignment mechanism as ferromagnetic (F-alignment). The temperature associated with spin-systems enters in the Vicsek-model as noise in the alignment mechanism. It was shown that two-dimensional SPPs with F-alignment and additive noise exhibit a second-order phase transition which leads to low enough noise to long-range orientational order [6,7,8]. For different choices of system parameters and different choices of the noise term (non-additive noise term), simulations show, however, first order phase transitions to orientational order [9]. Interestingly, in equilibrium systems of non-moving spins with continuum symmetry this transition cannot occur [10].

F-alignment is one possible alignment mechanism, but clearly not the only one. If a system of self-propelled rods interacts simply by volume exclusion as described in [11], particles may end up moving in the same direction as well as in opposite directions. A biological realization of such a system are myxobacteria, which in the early stages of their life-cycle organize their motion by

simply pushing each other [3]. A similar effect without active motion occurs in liquid-crystals at high density where particles get locally aligned [12]. In analogy to these systems we name this mechanism hence liquid-crystal alignment (LC-alignment). In a system of SPPs with LC-alignment particles align their velocity to the local average director. In simulations of a model of SPPs with LC-alignment it was found that at high density these moving "liquid-crystal" spins exhibit a second-order phase transition leading to long-range orientational order for low noise [13]. Notice that the orientational order observed in SPPs with LC-alignment refers to the emergence of a global director in the system, while for F-alignment orientational order refers to the appearance of a global direction of motion.

Toner and Tu were the first to look for a macroscopic description of SPPs with F-alignment. Their approach was a phenomenological hydrodynamical description based on symmetry arguments for which they derived general macroscopic equations for a large class of individual-based models of SPPs with F-alignment [14,15,16]. In this approach many of the parameters in the model are difficult to derive from the microscopic dynamics. Recently Grégoire et al. proposed an alternative approach based on the Boltzmann equation and could explain in a systematic way the functional form proposed by Toner and Tu [17] by use of an ad-hoc collision term.

The case of LC-alignment has been much less explored. Recently, Ramaswamy et al. proposed a phenomenological hydrodynamical description for driven, but non-persistent, particles with LC-alignment [18]. The approach is comparable to the Toner and Tu description for F-alignment. One of the striking results of this approach is the giant number fluctuations of particles in the ordered state, which has been confirmed in simulations by Chaté et al. [19]. More recent simulations have suggested that these fluctuations are linked with intrinsic phase separation of SPPs into regions of high and low density [20].

Here, a mean-field type description for SPPs with F- and LC- alignment is derived. Numerical evidence provided by individual-based simulations indicates that SPPs with both F and LC-alignment (and additive noise) can exhibit a continuous kinetic phase transition in two dimensions. The derived mean-field equations allow us to study ferromagnetic as well as liquid-crystal interactions among particles. Through this approach the phase transition to orientational order observed in individual-based simulations at high density for F and LC-alignment is correctly captured. In addition, we show that the critical noise amplitude η_c is such that $\eta_c^{LC} < \eta_c^F$ in the mean-field description as well as in the individual-based simulations in both investigated cases.

The paper is organized as follows. In section 2 we introduce an individual-based model of SPPs which interact by either F- or LC-alignment, and give the corresponding definitions of the order parameters. In section 3 we present a macroscopic description of the individual-based model introduced in Section 2. We simplified the corresponding macroscopic model by considering a mean-field ansatz, and perform a linear stability analysis of the equations. In section 4 we compare the mean-field description with high density simulations in the limit of very fast angular relaxation. We discuss the limitations of the mean-field approach in section 5.

2 Individual-based model

2.1 Equations of motion

We consider point-like particles moving at constant speed in a two dimensional space and assume an over-damped situation such that the state of particle i at time t is given by its position \mathbf{x}_i and its direction of motion θ_i . The evolution of these quantities follow:

$$\dot{\mathbf{x}}_i = v_0 \mathbf{v}(\theta_i) \quad (1)$$

$$\dot{\theta}_i = -\gamma \frac{\partial U}{\partial \theta_i}(\mathbf{x}_i, \theta_i) + \tilde{\eta}_i(t) \quad (2)$$

where γ is a relaxation constant, and U the interaction potential between particles, and hence $\frac{\partial U}{\partial \theta_i}(\mathbf{x}_i, \theta_i)$ defines the velocity alignment mechanism. Moreover, v_0 represents the active velocity

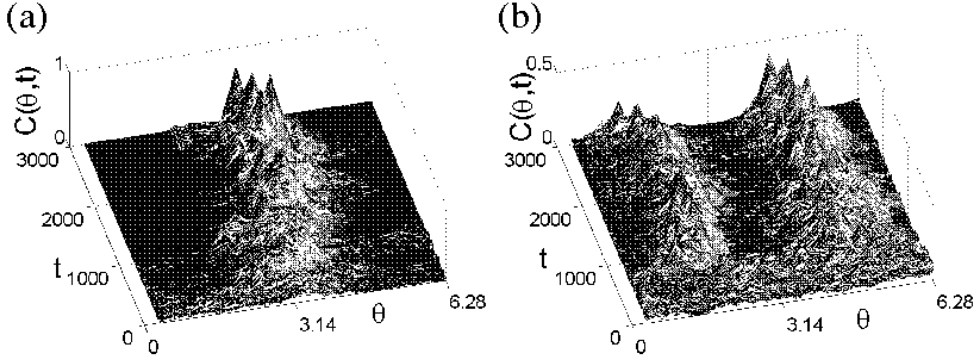


Fig. 1. Temporal evolution of the velocity direction distribution (angular distribution) in simulations with very fast angular relaxation. (a) corresponds to F-alignment, while (b) to LC-alignment. Number of particles $N = 100$, radius of interaction $\epsilon = 2$, linear system size $L = 42.4$, and noise amplitude $\eta = 0.25$.

of the particles, $\mathbf{v}(\theta_i)$ is defined as $\mathbf{v}(\theta_i) = (\cos(\theta_i), \sin(\theta_i))$. The noise applied to the direction of motion, $\tilde{\eta}_i(t)$, obeys the following statistics: $\langle \tilde{\eta}_i(t) \rangle = 0$ and $\langle \tilde{\eta}_i(t) \tilde{\eta}_j(t') \rangle = \tilde{\Gamma} \delta(t - t') \delta_{i,j}$, where $\delta(t - t')$ is a Dirac-delta function, $\delta_{i,j}$ is a Kronecker-delta function, and $\tilde{\Gamma}$ is the "strength" of the noise. The evolution Eqs. (1) and (2) are expressed in terms of first derivatives. In this way, v_0 in Eq. (1) can be considered as an active force divided by a translational friction coefficient, and γ in Eq. (2) as the inverse of a rotational friction coefficient.

In analogy to spin systems, the ferromagnetic velocity alignment mechanism is given by a potential defined as:

$$U_F(\mathbf{x}_i, \theta_i) = - \sum_{|\mathbf{x}_i - \mathbf{x}_j| \leq \epsilon} \cos(\theta_i - \theta_j) \quad (3)$$

where ϵ is the radius of interaction of the particles. For the liquid-crystal alignment mechanism, we choose the potential introduced by Lebwohl and Lasher to study liquid crystal interactions on a lattice [21] which reads:

$$U_{LC}(\mathbf{x}_i, \theta_i) = - \sum_{|\mathbf{x}_i - \mathbf{x}_j| \leq \epsilon} \cos^2(\theta_i - \theta_j) \quad (4)$$

One can add a coupling strength coefficient to the expression (3) and (4). We assume that the coupling strength is absorbed in γ in Eq. (2). Notice that the potential given by Eq. (3) exhibits one minimum, while Eq. (4) has two minima, which correspond to particles pointing in the same direction and particles pointing in opposite directions.

In the limiting case of very fast angular relaxation we obtain from Eqs. (1) and (2) the updating rules:

$$\mathbf{x}_i^{t+\Delta t} = \mathbf{x}_i^t + v_0 \mathbf{v}(\theta_i^t) \Delta t \quad (5)$$

$$\theta_i^{t+\Delta t} = \arg \left(\sum_{|\mathbf{x}_i^t - \mathbf{x}_j^t| \leq \epsilon} \mathbf{f}(\mathbf{v}(\theta_j^t), \mathbf{v}(\theta_i^t)) \right) + \eta_i^t \quad (6)$$

where $\arg(\mathbf{b})$ indicates the angle of a vector \mathbf{b} in polar coordinates, and η_i^t is obtained from a distribution $p(\eta_i^t)$ defined as $p(\eta_i^t) = 1/\eta$ when η_i^t belongs to the interval $[-\frac{\eta}{2}, \frac{\eta}{2}]$, and $p(\eta_i^t) = 0$ otherwise. In consequence, $\langle \eta_i^t \rangle = 0$ and $\langle \eta_i^t \eta_j^t \rangle = (\eta^2/12) \delta_{i,j} \delta_{t,t'}$. Given two vectors \mathbf{a} and \mathbf{b} , the function $\mathbf{f}(\mathbf{a}, \mathbf{b})$ is defined as follows. For F-alignment, $\mathbf{f}(\mathbf{a}, \mathbf{b}) = \mathbf{a}$. For LC-alignment, \mathbf{f} takes the form:

$$\mathbf{f}(\mathbf{a}, \mathbf{b}) = \begin{cases} \mathbf{a} & \text{if } \mathbf{a} \cdot \mathbf{b} \geq 0 \\ -\mathbf{a} & \text{if } \mathbf{a} \cdot \mathbf{b} < 0 \end{cases} \quad (7)$$

as described in [13]. Notice that F-alignment implies that the sum in Eq. (6) becomes a simple weighted local velocity average. In consequence, under F-alignment Eqs. (5) and (6) define the original Vicsek model [6]. Particles interact by calculating the local average direction of motion, and if the noise strength is low enough move roughly in that direction. In contrast, LC-alignment implies a local average of mapped velocities that leads particles to calculate the local average director (and not the average direction of motion as for F-alignment). This process defines locally two possible directions of motion, and particles choose from these two options the one that is closer to their present direction of motion. Notice that throughout the text F-alignment refers to the Vicsek model, and this can be either in its original discrete-time form, or in its generalized continuum time form given by Eq. (1), (2), and (3).

2.2 Order parameters

If particles interact through the F-alignment mechanism, and assuming low noise amplitude, they get locally aligned, and locally point in a similar direction. The question is whether such local alignment may lead to a global orientational order in which a macroscopic fraction of the particles in the system points in a similar direction. The order parameter that quantifies this phenomenon is the modulus of the normalized total momentum (analogous to the magnetization in the XY-model[10]) that we express as:

$$S^F = \left| \frac{1}{N} \sum_{i=0}^N \mathbf{v}(\theta_i^t) \right| \quad (8)$$

where N stands for the total number of particles in the system. S^F takes the value 1 when all particles move in the same direction. On the other hand, S^F is equal to 0 in the disordered case in which particles point in any direction with equal probability. This can be also observed through the velocity direction distribution, that in two dimensions becomes an angular distribution $C(\theta)$. For high values of the noise, $C(\theta)$ is flat. When the noise is decreased below a critical noise η_c an instability arises in the system (characterized by a single peak) indicating the onset of orientational order as shown in Fig. 1(a).

On the other hand, if for example, half of the particles move in one direction, and the other half in the opposite direction, S^F is also 0. Clearly, S^F cannot distinguish such a state and the completely disordered state. However, LC-alignment may induce such a kind of local arrangement of particle velocities, and lead to a global orientational order state in which there are two opposite main directions of motion in the system. To study such orientation ordering, one uses the order matrix Q of liquid crystals [12]. For two dimensions one takes the largest eigenvalue S^{LC} of Q and obtain the following scalar orientational order parameter:

$$S^{LC} = \frac{1}{4} + \frac{3}{2} \sqrt{\frac{1}{4} - \frac{1}{N^2} \left\{ \sum_{i,j} v_{xi}^2 v_{yj}^2 - v_{xi} v_{yi} v_{xj} v_{yj} \right\}} \quad (9)$$

where v_{xi} and v_{yi} are defined as $v_{xi} = \cos(\theta_i)$ and $v_{yi} = \sin(\theta_i)$. The orientational order parameter S^{LC} takes the value 1 when all particles are aligned along the same director, and the value $\frac{1}{4}$ in the disordered phase where particles move with equal probability in any direction. Again this can be observed through the velocity direction distribution $C(\theta)$. In this case, for low values of the noise amplitude, as shown in Fig. 1(b), an instability arises in the system with the characteristic of having two peaks separated by 2π .

3 Mean-field approach

3.1 Derivation of the mean-field approach

A system of SPPs may alternatively be described through a density field $\psi(\mathbf{x}, \mathbf{v}(\theta), t) = \psi(\mathbf{x}, \theta, t)$ in such a way that the particle density at a point \mathbf{x} is given by

$$\rho(\mathbf{x}, t) = \int_0^{2\pi} \psi(\mathbf{x}, \theta, t) d\theta \quad (10)$$

while the velocity direction distribution (or angular distribution) can be expressed as:

$$C(\theta, t) = \int_{\Omega} \psi(\mathbf{x}, \theta, t) d\mathbf{x} \quad (11)$$

We recall that in the individual-based model the kinetic energy is conserved, while the momentum is not. For F-alignment, the system tends to increase the total momentum, while for LC-alignment the tendency is to decrease it. The continuum approach has to reflect that particles can re-orient their velocity direction but always move at constant speed. On the other hand, the number of particles has to be conserved. Under these assumptions the following evolution equation for $\psi(\mathbf{x}, \theta, t)$ is obtained:

$$\partial_t \psi = D_{\theta} \partial_{\theta\theta} \psi - \partial_{\theta} [F_{\theta} \psi] - \nabla [\mathbf{F}_x \psi] \quad (12)$$

where $F_{\theta} \psi$ and $\mathbf{F}_x \psi$ are deterministic fluxes which are associated to the local alignment mechanism and active migration, respectively, and D_{θ} refers to the diffusion in the direction of motion.

Let us derive the specific expressions for D_{θ} , F_{θ} and \mathbf{F}_x . D_{θ} depends on the square of the noise amplitude. For example, in the individual-based simulations $\eta_i(t)$ has been taken, as mentioned above, from a homogeneous distribution of width η and centered around 0, and in consequence D_{θ} is given $D_{\theta} = \eta^2 \Delta t / 24$, where Δt is the temporal time step. F_{θ} contains the interaction of a particle located at \mathbf{x} and pointing in direction θ with all neighboring particles which are at a distance less than ϵ from \mathbf{x} , and so takes the form:

$$F_{\theta} = -\gamma \int_{R(\mathbf{x})} d\mathbf{x}' \int_0^{2\pi} d\theta' \frac{\partial U(\mathbf{x}, \theta, \mathbf{x}', \theta')}{\partial \theta} \psi(\mathbf{x}', \theta', t) \quad (13)$$

where $U(\mathbf{x}, \theta, \mathbf{x}', \theta')$ represents the pair potential between a particle located at \mathbf{x} and pointing in direction θ , and another at \mathbf{x}' and pointing in direction θ' . $R(\mathbf{x})$ denotes the interaction neighborhood around \mathbf{x} . If \mathbf{x}' is inside $R(\mathbf{x})$, then $U(\mathbf{x}, \theta, \mathbf{x}', \theta') = U(\theta, \theta')$. Finally, F_{θ} can be thought as the "torque" felt by a particle located at \mathbf{x} and pointing in direction θ . The expression for \mathbf{F}_x is straightforward and is directly related to the velocity of particle at \mathbf{x} and pointing in direction θ ,

$$\mathbf{F}_x = v_0 \mathbf{v}(\theta) \quad (14)$$

3.2 Angular distribution

Integrating both sides of Eq. (12) over the space Ω we obtain an evolution equation for $C(\theta, t)$ which still depends on $\psi(\mathbf{x}, \theta, t)$. In the following we assume a homogeneous spatial distribution of particles $\psi(\mathbf{x}, \theta, t) = C(\theta, t) \rho_0 / N$, where ρ_0 is defined as $\rho_0 = N / L^2$, being L the linear size of the system. With these assumptions the equation for the temporal evolution of $C(\theta, t)$ reads:

$$\frac{\partial C(\theta, t)}{\partial t} = D_{\theta} \frac{\partial^2 C(\theta, t)}{\partial \theta^2} + \gamma \frac{\pi \epsilon^2}{L^2} \partial_{\theta} \left[\left\{ \int_0^{2\pi} d\theta' \frac{\partial U(\theta, \theta')}{\partial \theta} C(\theta', t) \right\} C(\theta, t) \right] \quad (15)$$

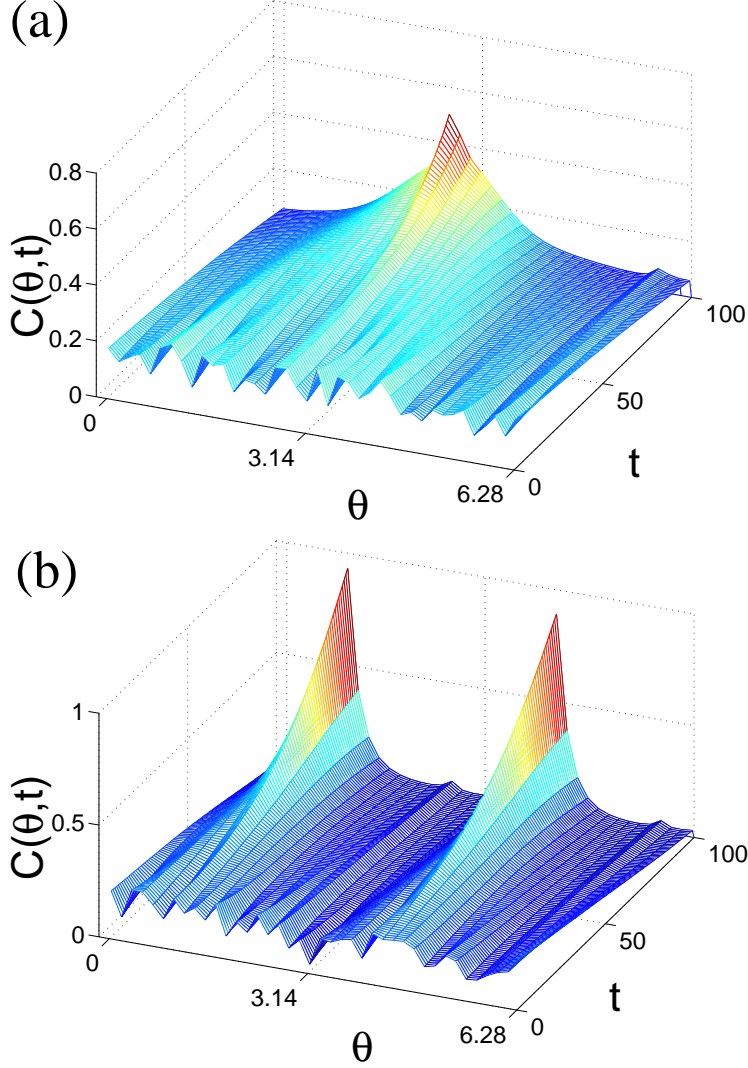


Fig. 2. Temporal evolution of $C(\theta, t)$. (a) F-alignment, numerical integration of Eq. (16) with $D_\theta = 0.28$. (b) LC-alignment, numerical integration of Eq. (20) with $D_\theta = 0.014$. For both (a) and (b), $C^* = 0.3183$, $\Delta t = 0.001$ and $\Delta\theta = 0.16$. The initial condition is a random perturbation around C^* . Notice that for F-alignment a single peak emerges, while for LC-alignment the distribution develops two peaks.

3.3 Linear stability analysis for F-alignment

For both F- and LC-alignment the homogeneous angular distribution is a steady state of Eq. (15). We determine the onset of the ordered state by studying the linear stability of the disordered state. First let us look at the F-alignment. By dividing both sides of Eq. (15) by $\gamma\pi\epsilon^2/L^2$, and redefining time as $\tau = (\gamma\pi\epsilon^2/L^2)t$, and $D'_\theta = D_\theta/[\gamma\pi\epsilon^2/L^2]$ one obtains:

$$\frac{\partial C(\theta, t)}{\partial \tau} = D'_\theta \partial_{\theta\theta} C(\theta, t) + \partial_\theta \left[\left\{ \int d\theta' \sin(\theta - \theta') C(\theta', t) \right\} C(\theta, t) \right] \quad (16)$$

Now, consider a weak perturbation of the homogeneous pattern:

$$C(\theta, t) = C^* + C_0 e^{in\theta} e^{\lambda\tau} \quad (17)$$

Notice that $e^{in\theta}$ are eigenfunctions of the operators emerging from the linearization of Eq. (16) about the homogeneous steady state. By substituting into Eq. (16) and keeping terms linear in C_0 we obtain the following expression for the eigenvalues:

$$Re(\lambda) = -D'_\theta n^2 + \pi C^* \delta_{n,1} \quad (18)$$

This means that the only mode which can become unstable is $n = 1$. The condition for the instability of the homogeneous state takes the form:

$$\rho_0 > \frac{2D_\theta}{\gamma\pi\epsilon^2} \quad (19)$$

where $\rho_0 = N/L^2$. For a given noise amplitude, expressed by D_θ , there is a critical particle density above which the homogeneous solution is no longer stable. Fig. 1(a) shows that in individual-based simulations indeed a single peak emerges in the system for low density. Fig. 2(a) confirms that such qualitative behavior is recovered by numerical integration of Eq.(16).

3.4 Linear stability analysis for LC-alignment

Applying analogous procedure for LC-alignment yields:

$$\frac{\partial C(\theta, t)}{\partial \tau} = D'_\theta \partial_{\theta\theta} C(\theta, t) + \partial_\theta \left[\left\{ \int d\theta' 2 \cos(\theta - \theta') \sin(\theta - \theta') C(\theta', t) \right\} C(\theta, t) \right] \quad (20)$$

Again the weakly perturbed homogeneous ansatz given by Eq. (17) is considered. As before $e^{in\theta}$ are eigenfunctions of the linearized operators. Substituting Eq. (17) into Eq. (20) and keeping terms linear in C_0 the following expression for the eigenvalues is obtained:

$$Re(\lambda) = -D'_\theta n^2 + 2\pi C^* \delta_{n,2} \quad (21)$$

As for the F-alignment, there is only one mode which could become unstable, but this time it is $n = 2$. This mode is the only one that exhibits two peaks separated by π , which corresponds to two population of particles migrating in opposite direction. In this case, the instability condition of the homogeneous states takes simply the form:

$$\rho_0 > \frac{4D_\theta}{\gamma\pi\epsilon^2} \quad (22)$$

Again, this inequality defines a critical density for a given noise amplitude above which the homogeneous solution is no longer stable. Fig. 1(b) shows the emergence of these two peaks for LC-alignment in individual-based simulations. Numerical integration of Eq. (20), see Fig. 2(b), confirms that this behavior is recovered qualitatively by the mean-field description.

Eqs. (19) and (22) indicate that the instability of the homogeneous state is given by ρ_0 , D_θ , and ϵ , the range of interaction. The critical density is inversely proportional to ϵ^2 , hence when ϵ goes to infinity the critical density goes to 0. The interpretation of this is straightforward, $\epsilon \rightarrow \infty$ indicates that particles have infinity "visibility", i.e., each particle can sense all other particles in the system. In this way, the collective behavior has to emerge independent of particle density. The other limiting case is represented by $\epsilon \rightarrow 0$. In this case particles do not interact and in consequence no organized motion is possible.

From these findings a phase diagram is derived that shows where the system exhibits velocity orientational order (see Fig. 3).

3.5 Spatially inhomogeneous steady states

Through the linear stability analysis it has been found for which conditions the homogeneous distribution (disordered state) becomes unstable. To study the nonlinear behavior of these

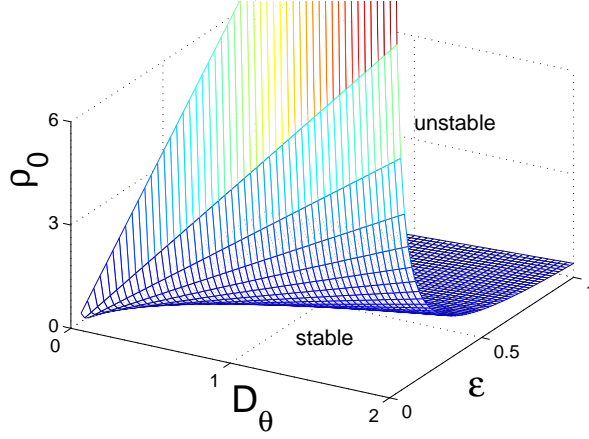


Fig. 3. Phase diagram derived from the continuum approach. The unstable region corresponds to the velocity orientational order, while stable means no orientational order can be observed.

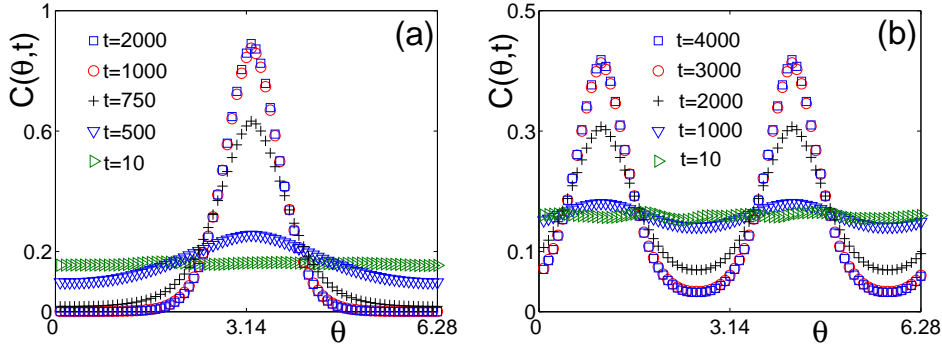


Fig. 4. Convergence towards the non-trivial stable steady state. (a) F-alignment, numerical integration of Eq. (16) with $D_\theta = 0.3472$. (b) LC-alignment, numerical integration of Eq. (20) with $D_\theta = 0.2813$. For both (a) and (b), $C^* = 0.3183$, $\Delta t = 0.001$ and $\Delta\theta = 0.0785$. The initial condition is a random perturbation around C^* . Different curves correspond to different times. Notice that for large values of t curves start to overlap on top of each other.

instabilities in more detail, Eq. (15) can be integrated numerically. Details about the numerical methods are given in the Appendix. Fig. 2 has shown already the temporal evolution of $C(\theta, t)$. The initial condition is a homogeneous state with small random perturbations: $C(\theta_n, t = 0) = C^* + \eta(n)$, where θ_n denotes the discrete angular variable, C^* is the constant unperturbed homogeneous state, which we have set to be in the unstable regime according to Eqs. (19) and (22) for the F- and LC-alignment case, respectively, and $\eta(n)$ is a white noise. In Fig. 4 the angular distribution for F- and LC-alignment is shown at different times. $C(\theta, t)$ tends asymptotically to a non-trivial steady state, see Fig. 4. The width of the peaks in the steady state is the result of the competition between influence of rotational diffusion, indicated by D_θ , and the alignment force associated with the interactions.

3.6 Scaling of the order parameter close to the transition

For a given density, there is a critical D_{θ_c} . Close to D_{θ_c} we expect to observe that only one mode dominates $C(\theta, t)$. As said before, $n = 1$ is dominant for F-alignment and $n = 2$ governs

LC-alignment. The steady state distribution $C_{st}(\theta)$ then takes the form:

$$C_{st}(\theta) \simeq C^* + B_1 \sqrt{D_{\theta_c} - D_\theta} \cos(\theta - \theta_0) \quad (23)$$

for F-alignment, while for LC-alignment the expression reads:

$$C_{st}(\theta) \simeq C^* + B_2 \sqrt{D_{\theta_c} - D_\theta} \cos(2(\theta - \theta_0)) \quad (24)$$

where B_1, B_2 are constants and θ_0 is an arbitrary phase which depends on the initial condition. In both cases the maximum amplitude of $C_{st}(\theta)$ close to the D_{θ_c} grows as $\sqrt{D_{\theta_c} - D_\theta}$. Inserting Eq. (23) into Eq. (8) and using, as indicated above, $D_\theta = \eta^2 \Delta t / 24$, we obtain the scaling of the order parameter S^F :

$$S^F \simeq \tilde{B}_1 \sqrt{\eta_c - \eta} \quad (25)$$

where \tilde{B} is a constant. To obtain the scaling of the order parameter S^{LC} , we insert (24) into Eq. (9):

$$S^{LC} \simeq \frac{1}{4} + \tilde{B}_2 \sqrt{\eta_c - \eta} \quad (26)$$

where again \tilde{B}_2 is a constant. \tilde{B}_1 and \tilde{B}_2 are constants proportional to η_c .

4 Comparison with individual-based simulations

Individual-based simulations have been performed in the limit case of very fast angular relaxation [6,7]. In contrast, our mean-field description assumes that there is a finite angular relaxation. Can we expect the mean-field approach to describe scaling of the orientational dynamics in this kind of simulations? We redefine γ as function of the particle velocity v_0 and the particle density ρ . The effective resulting mean-field equation reads:

$$\frac{\partial C}{\partial t}(\theta, t) = D_\theta \frac{\partial^2 C(\theta, t)}{\partial \theta^2} + \gamma(v_0, \rho) \frac{\partial}{\partial \theta} \left[\left\{ \int_0^{2\pi} d\theta' \frac{\partial U(\theta, \theta')}{\partial \theta} C(\theta', t) \right\} C(\theta, t) \right] \quad (27)$$

where $\gamma(v_0, \rho)$ is an effective interaction strength which absorbs the spatial dynamics.

The scaling obtained from individual-based simulations may now be compared with the one predicted by the mean-field approach. We recall that $D_\theta \sim \eta^2$, where η is the orientational noise amplitude used in individual-based simulations. From this we find that $D_{\theta_c} - D_\theta$ has to be $D_{\theta_c} - D_\theta = K(\eta_c - \eta) + O((\eta_c - \eta)^2)$, where K is a constant. We focus on the LC-alignment and replace this expression into Eqs. (24) and (26). We obtain that $C_{st}(\theta) \simeq C^* + B_1 \sqrt{\eta_c - \eta} \cos(2(\theta - \theta_0))$ and $S^{LC} \simeq \frac{1}{4} + B_2 \sqrt{\eta_c - \eta}$, where B_1 and B_2 are constants.

Fig. 5(a) shows a comparison between the scaling predicted by the mean-field approach for S^{LC} (dashed curve) and the one obtained from individual-based simulations for $\rho = 4$ in the limit of very fast angular relaxation (symbols). We find good agreement between the mean-field prediction and the simulations for the scaling of S near η_c that suggests that individual-based simulations with LC-alignment at high densities exhibit a mean-field type transition. Notice that simulations start to deviate exactly at the point where density fluctuations become important (denoted by the dot-dashed vertical line in (5)(a)). Let us recall that the mean-field approach implies the assumption of homogeneous density. Evidence also points towards a mean-field transition if we look at the scaling of the maximum amplitude of the angle distribution as function of the angular noise intensity η (see Fig. (5)(b)). The order parameter scaling exponent for F-alignment (Vicsek-model) has been found to be 0.45 ± 0.07 [6,7], which is also in line with the predictions of the presented mean-field theory.

Finally, Fig. 6 shows that in individual-based simulations with the same parameters and different (namely LC- and F-) alignment mechanism, in the limit of very fast angular relaxation $\eta_C^{LC} < \eta_C^F$ as predicted by the mean-field theory. Note, however, that the simulations yield $2\eta_C^{LC} \approx \eta_C^F$, while the mean-field description predicts $\sqrt{2}\eta_C^{LC} = \eta_C^F$.

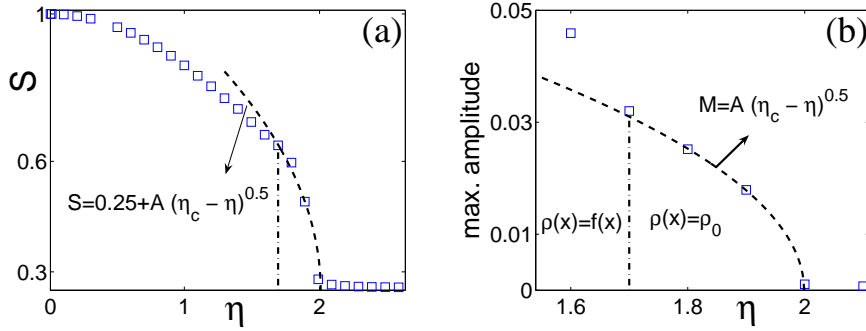


Fig. 5. (a) Scaling of the scalar order parameter S^{LC} with the noise amplitude η . (b) Scaling of the maxima in $C_{st}(\theta)$ with η . Symbols correspond to simulations with LC-alignment in the limit of very fast angular relaxation. $\rho = 4$ and $N = 2^{12}$. The dashed-curve corresponds to the scaling predicted by the mean-field approach (see Eq. (26)). The vertical dot-dashed line indicates the onset of clustering effects in the simulations. To the right of that line particle density $\rho(x)$ can be considered constant. To the left of the line, $\rho(x)$ becomes a function of x . For F-alignment in limit of very fast angular relaxation, the scaling of S^F is close to the one predicted by Eq. (25), compare also [6,7].

5 Concluding remarks

We have derived a mean-field theory for self-propelled particles which accounts for F- and LC-alignment. This approach predicts a continuous phase transition with the order parameter scaling with an exponent one half in both cases. In addition, it yields that the critical noise amplitude below which orientational order emerges is smaller for LC-alignment than for F-alignment, i.e., $\eta_C^{LC} < \eta_C^F$.

These findings were confirmed by individual-based simulations with F- and LC-alignment. In the limit of infinitely fast angular relaxation used in simulations here the mean-field theory provides a good qualitative description of the simulations. If simulations were performed by integrating Eqs. (1) and (2) with a finite angular relaxation, *i. e.* a finite γ , a direct correspondence between parameters used in simulations and parameters in the mean-field theory can be made and quantitative comparisons become possible. The presented mean-field theory is not an exact coarse-grained description of Eqs. (1) and (2). For instance, we have neglected the potential impact of particle-particle correlations. Furthermore, we have assumed spatial homogeneous density to study the emergence of orientational order. Thus, the presented approach does not apply to situations where self-propelled particles show clustering at the onset of orientational order [11,13]. In summary, a better understanding of the problem should imply the study of the interplay between local orientational order and density fluctuations. We leave that for future research.

Acknowledgments We would like to thank E.M. Nicola and L.G. Morelli for fruitful discussions. This work was financially supported by the Deutsche Forschungsgemeinschaft (DFG) through Grant No. DE842/2. F.P. and M.B. thank Yasumasa Nishiura and Hokkaido University for hospitality and generous financial support.

6 Appendix - numerical integration scheme

The numerical integration of the integro-partial differential equation (15) requires to perform the numerical integration of Eq. (13) to then proceed to the integration of the diffusive and advective terms in Eq. (15).

At each time step $F_\Omega(\theta, t)$ is calculated through a simple Newton-Cotes method. Then the integration of Eq. (15) is performed through an operator splitting method. The diffusion is implemented by an explicit forward method. The integration of the active turning (Eq. (13))

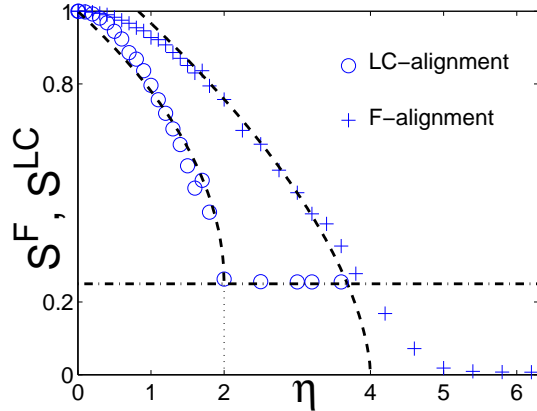


Fig. 6. Comparing simulations of particles with F-alignment (crosses) and LC-alignment (circles) in the limiting case of very fast angular relaxation. In both cases $N = 2^{14}$ and $\rho = 2.0$. Notice that the order parameter for F-alignment is S^F while for LC-alignment is S^{LC} (See text). The dashed horizontal line indicates the minimum value that S^{LC} could take. The dashed curves correspond to the best fit assuming an exponent 0.5, i.e., η_c was the fitting parameter.

contained in the advective term requires special attention. Since F_Ω depends explicitly on θ and t neither a Lax nor an Upwind method gives a satisfactory result. We overcame this difficulty by implementing the following variant of the Upwind method:

$$\begin{aligned}
 C(\theta_k, t_j + 1) &= (1 - |\tilde{F}_\Omega(\theta_k, t_j)|)C(\theta_k, t_j) + \\
 &\Theta(\tilde{F}_\Omega(\theta_k - 1, t_j))|\tilde{F}_\Omega(\theta_k - 1, t_j)|C(\theta_k - 1, t_j) + \\
 &\Theta(-\tilde{F}_\Omega(\theta_k + 1, t_j))|\tilde{F}_\Omega(\theta_k + 1, t_j)|C(\theta_k + 1, t_j)
 \end{aligned} \tag{28}$$

where θ_k and t_j represent the discrete indices of the angular and temporal variables respectively, $\Theta(x)$ denotes a Heaviside function, and $\tilde{F}_\Omega(\theta_k, t_j)$ is defined as $\tilde{F}_\Omega(\theta_k, t_j) = (\Delta t / \Delta \theta) F_\Omega(\theta_k, t_j)$ where $\Delta \theta$ and Δt are the discretization of the space and time respectively.

References

1. Three Dimensional Animals Groups, edited by J.K. Parrish and W.M Hamner (Cambridge University Press, Cambridge, England, 1997).
2. L. Tsimring et al., Phys. Rev. Lett. **75**, 1859 (1995); A. Czirok, E. Ben-Jacob, I. Cohen, and T. Vicsek, Phys. Rev. E **54**, 1791-1801 (1995); M. P. Brenner et al., Biophys. J. **74**, 1677 (1998).
3. L. Jelsbak and L. Sogaard-Andersen, Proc. Natl. Acad. Sci. USA **99**, 2032 (2002); D. Kaiser, Nat. Rev. Microbiol. **1**, 45 (2003).
4. H. Riedel, K. Kruse, and J. Howard, Science **309**, 300 (2005).
5. F.J. Nédélec, T. Surrey, A.C. Maggs, and S. Leibler, Nature **389**, 305 (1997).
6. T. Vicsek, A. Czirok, E. Ben-Jacob, I. Cohen, and O. Shochet, Phys. Rev. Lett. **75**, 1226 (1995).
7. M. Nagy, I. Daruka, and T. Vicsek, Physica A **373**, 445 (2007).
8. In [9] authors claim that even with additive angular noise the phase transition is of first-order.
9. C. Gregoire, H. Chate, and Y. Tu, Physica D **181**, 157 (2003); G. Grégoire and H. Chaté, Phys. Rev. Lett. **92**, 025702 (2004).
10. N. D. Mermin and H. Wagner, Phys. Rev. Lett. **17**, 1133 (1966); J.M. Kosterlitz and D.J. Thouless, J. Phys. C **6**, 1181 (1973).
11. F. Peruani, A. Deutsch, and M. Bär, Phys. Rev. E **74**, 030904(R) (2006).
12. M. Doi and S. F. Edwards, *The Theory of Polymer Dynamic* (Clarendon Press, Oxford, 1986).
13. F. Peruani, A. Deutsch, and M. Bär, in preparation.

14. J. Toner and Y. Tu, Phys. Rev. Lett., **75**, 4326 (1995).
15. J. Toner and Y. Tu, Phys. Rev. E, **58**, 4828 (1998).
16. Y. Tu, J. Toner and M. Ulm, Phys. Rev. Lett., **80**, 4819 (1998).
17. E. Bertin, M. Droz, and G. Grégoire, Phys. Rev. E, **74**, 022101 (2006).
18. S. Ramaswamy, R.A.Simha, and J. Toner, Europhys. Lett. **62**,196 (2003).
19. H. Chaté, F. Ginelli, and R. Montagne, Phys. Rev. Lett. **96**, 180602 (2006) .
20. S. Mishra and S. Ramaswamy, Phys. Rev. Lett. **97**, 090602 (2006).
21. P. A. Lebowhl and G. Lasher, Phys. Rev. A **6**, 426 (1972).