



A morphometric model for determining the effect of commercial queen bee usage on the native honeybee (*Apis mellifera* L.) population in a Turkish province

Ahmet Guler

► To cite this version:

Ahmet Guler. A morphometric model for determining the effect of commercial queen bee usage on the native honeybee (*Apis mellifera* L.) population in a Turkish province. *Apidologie*, 2010, 41 (6), 10.1051/apido/2010037 . hal-00892085

HAL Id: hal-00892085

<https://hal.science/hal-00892085>

Submitted on 11 May 2020

HAL is a multi-disciplinary open access archive for the deposit and dissemination of scientific research documents, whether they are published or not. The documents may come from teaching and research institutions in France or abroad, or from public or private research centers.

L'archive ouverte pluridisciplinaire **HAL**, est destinée au dépôt et à la diffusion de documents scientifiques de niveau recherche, publiés ou non, émanant des établissements d'enseignement et de recherche français ou étrangers, des laboratoires publics ou privés.

A morphometric model for determining the effect of commercial queen bee usage on the native honeybee (*Apis mellifera* L.) population in a Turkish province*

Ahmet GULER

Ondokuzmayis University, Agricultural Faculty, Animal Science Department, 55139 Kurupelit, Samsun, Turkey

Received 5 September 2009 – Revised 11 December 2009 – Accepted 16 December 2009

Abstract – The objectives of this study were to (1) determine the effects of imported commercial queen bees from different geographical origin subspecies on the morphological variation of native honeybee population of the Turkeli area; and (2) apply a model to identify and predict the use of commercial queens subspecies. Standard classification function, discriminant function, and constant coefficients for 41 morphological characteristics were determined for two geographic Turkish honeybee subspecies (*Apis mellifera anatoliaca* and *A. m. caucasica*) used intensively for commercial queen rearing. Then, the morphological characteristics of unknown worker bee samples from the Turkeli area – where commercial queen bee usage is common – were investigated. The model showed that the area was subject to genetic mixing because of commercial queen usage. The subspecies of 15 unknown test samples were predicted with 100% confidence, and the native bees from 25 of 30 samples from the Turkeli area were successfully predicted using the model developed. Using the model proved that there was a commercial queen bee introduction into the Turkeli area, mainly from the *A. m. caucasica* subspecies.

Apis mellifera / race / protection / queen bee / usage / morphometric / identifying functions

1. INTRODUCTION

Anatolia is an important gene center of honeybee (*Apis mellifera* L.) subspecies and ecotypes because of its ecological richness and geographical position (Adam, 1983; Smith et al., 1997). The subspecies found in Anatolia are *A. m. caucasica* Gorbachev in the northeast (Adam, 1983; Smith et al., 1997; Guler and Kaftanoglu, 1999a), *A. m. anatoliaca* Maa in the centre (Bodenheimer, 1942; Adam, 1983; Ruttner, 1988a; Gencer and Firatli, 1999; Guler and Kaftanoglu, 1999b; Kandemir et al., 2000), *A. m. meda* in the east and southeast Anatolia (Bodenheimer, 1942; Ruttner, 1988a), *A. m. carnica* Pollmann in

the Trace (Smith et al., 1997; Guler and Bek, 2002; Kandemir et al., 2000; Palmer et al., 2000), and *A. m. syriaca* in the southeast (Bodenheimer, 1942). In addition, some ecotypes have been described at the intersection of the main geographic regions, such as Mugla in the Aegean region and Borçka-Camili in the northeast Anatolia region (Ruttner, 1988a; Guler, 2001) (Fig. 1). Furthermore, the genetic richness of Anatolia has been supported and expressed by recent studies (Bodur et al., 2007; Cesar et al., 2009).

Migratory beekeeping has been widespread in Turkey for three decades. Furthermore, commercial queen bees have been widely available in the past 20 to 25 years (Guler and Demir, 2005). Migratory beekeeping has been prohibited in northeast Anatolia for the past three decades to protect *A. m. caucasica*

Corresponding author: A. Guler,
aguler@omu.edu.tr

* Manuscript editor: David Tarpay

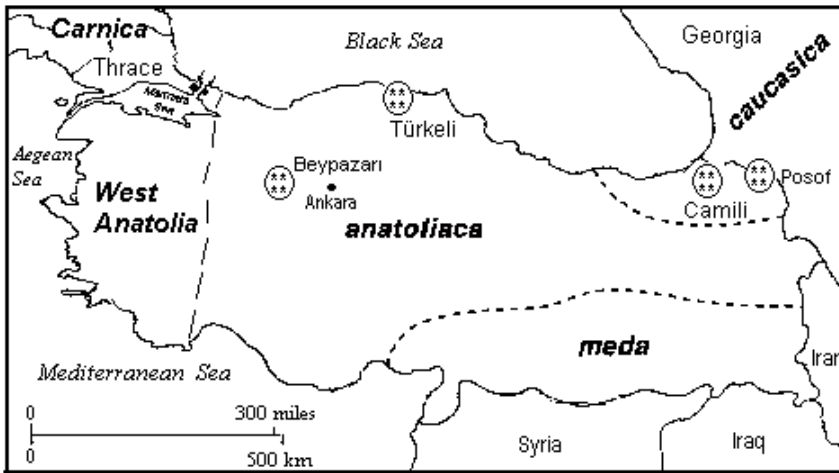


Figure 1. The native honeybee subspecies (*A. m. anatoliaca*, *A. m. caucasica*, *A. m. carnica* and *A. m. meda*) and the genotype of West anatolia (Aegean) were determined by Ruttner (1988). Samples of this study were collected from which are indicated by on asterisk (*) (Adapted from Smith et al., 1997).

However, there has been no other legislation with respect to which subspecies or ecotype is suitable to what region. Queens and colonies reared from different honeybee subspecies (*A. m. caucasica*, *A. m. anatoliaca*) have been sold without control for regions with native geographic subspecies. The same is true for other regions and bee subspecies. It is known that native honeybee subspecies and ecotypes might have lost their characteristics because of hybridisation caused by migratory beekeeping, commercial queen bee usage, and uncontrolled mating (Rinderer, 1986; Ruttner, 1988b; Moritz, 1991; Kauhausen-Keller et al., 1997; Lodesani and Costa, 2003; Moritz, 2004). The mixing of the native subspecies has occurred because beekeepers prefer different races for their higher productivity. It is thought that the level of mixing caused by commercial queen-bee usage is particularly high because of the haplodiploid genetic structure of honeybees (Rinderer, 1986; Poklucar and Kezic, 1994); one queen bee can lay about 4 to 5 thousands unfertilised eggs in each season, which all develop into drones (male sexuals). In addition, because they are haploid, one drone can produce 10 million of spermatozoa that are genetically identical to each other. However, there is no information on the effect

of imported commercial queens on the other region's honeybee subspecies, although the value of protecting native races is well recognised (Ruttner, 1988a; Rinderer et al., 1993; Kauhausen-Keller and Keller, 1994). On the other hand, some geographic subspecies have preserved their genetic identities for a long time in different geographic regions (Whitfield et al., 2006; Delaney et al., 2009). Twenty-four distinct taxonomic groups (subspecies) can be discerned by morphometric methods (Ruttner, 1988a). Therefore, we need additional identification coefficients of many other morphological characteristics for the identification and discrimination of unknown or hybrid worker bee samples.

The aims of this study were: (1) to determine the standard morphometric classification coefficients, canonical discriminant function coefficients, and constant coefficients of the two Turkish native honeybee subspecies (*A. m. anatoliaca* and *A. m. caucasica*) most commonly used for commercial queen rearing; and (2) to apply a model for determining the effect of imported commercial queen bees on the morphological characteristics of native honeybees of the Türkeli area of the Sinop province, as well as predicting the origin of any unknown worker bee samples.

2. MATERIALS AND METHODS

2.1. Honeybee material

We studied the morphological characteristics of worker honeybees belonging to two types of bee-keeping enterprises: those rearing queens using the original geographic honey bee subspecies and those using commercially reared queens.

2.1.1. *Origin of geographic subspecies reference worker bee samples*

Samples were obtained in each case from a commercial queen-rearing enterprise. The Caucasian subspecies was evaluated as two populations: Caucasian Ardahan-Posof (CRA-P) and Caucasian Artvin-Camili (CRA-C). Although these are both Caucasian, the honeybee populations of CRA-P and CRA-C are significantly different from each other in morphological, physiological, and behavioural characteristics because of ecological differences between the geographic regions (Guler, 2001; Dodoluglu and Genc, 2002; Guler and Alpaz, 2005). The Caucasian queen bee subspecies has been reared by the Development Foundation of Turkey (TKV) for more than 25 years in Ankara province and by other enterprises in Artvin (Borçka-Camili) and Ardahan-Posof (CRA-P). Queens of the Anatolia subspecies have been reared by enterprises in the central Anatolia region. In this study, Caucasian samples were collected from Ardahan-Posof (CRA-P, 41° N 42° E, 35 samples) and Artvin-Camili (CRA-C, 41° N 41° E, 35 samples); Anatolian samples (AR-B, 29 samples) were collected from Ankara (Bey pazari-Kazan 39° N 32° E) (Fig. 1). Five samples were used from each geographic subspecies to validate the methods.

2.1.2. *Worker bee samples from the area importing commercial queen bees*

Turkeli, in the Sinop province (41° N 34° E), was selected as the area where commercial queen bees have been used. Turkeli is an isolated area in terms of geography and transport links (Fig. 1). It is located outside migratory beekeeping regions and routes. Adam (1983) described the honeybees of the Sinop (Turkeli and Dikmen) area in the Black Sea region of Turkey and stated that the best honeybees were found in this area. Except for the trade

in queen bees, there has been no introduction of honeybees into the area. Trade in queens has taken place for the past 10 to 15 years, although there are villages where no commercial queens have been used. The honeybee samples used for this study were collected from apiaries that have used commercial queen bees for many years and others which have never used them. The worker honeybee samples were collected from six villages in Turkeli: Turhan, Duzler, Yesiloba, Catakguney, Akcabuk, and town centre. A total of 30 samples were randomly selected from five colonies from each village. The distance between the villages from which the samples were collected varied from 3 to 45 km.

2.2. Methods

First, samples of worker native geographic subspecies used for commercial queen rearing were investigated to develop the standards, clustering diagrams, descriptive standard morphological classification function coefficients, canonical discriminant function coefficients, and constant coefficients to be used for determining the subspecies of unknown worker bee samples. The morphological characteristics of 84 worker honeybee samples from CRA-P (30 samples), CRA-C (30 samples), and Anatolia (AR-B, 24 samples) were measured. Multivariate discriminant analyses were used for the determination of the morphological characteristics distinguishing the honeybee samples (Dupraw, 1965; Coley and Lohnes, 1971; Moritz, 1991; Le, 2001). Standard clustering areas of the two original geographic honeybee subspecies in the coordination system were determined.

Second, the morphological characteristics of 30 worker honeybee samples collected from six villages in the Turkeli area, 5 CRA-P, 5 CRA-C and 5 AR-B (total of 45 samples) were investigated. Some samples from Turkeli belonged to the native bees of the area, some were from colonies headed by commercial queens, and some were hybrids. For that reason, in the second step it was not known which colonies were pure or hybrids, the race to which they or their mother queen belonged, or whether they were native or test samples used to verify the method. Therefore, all 45 samples from Turkeli (30 samples) and private geographic subspecies queen-rearing enterprises (15 test samples) were investigated and assumed to be unknown samples. Two score functions were calculated for each sample using these coefficients. Then, with the

help of these score functions, the region and clustered area of the unknown samples in the coordination system were calculated and the original sources of the unknown samples were predicted (Coley and Lohnes, 1971; Le, 2001).

2.2.1. Measurement of morphologic characteristics

A total of 129 samples from CRA-P, CRA-C, AR-B, and the Turkeli area collected between June and September of 2006 and 2007 were measured. The samples were stored in ethyl alcohol until preparation. Each part of the samples was fixed on the slide using Hoyer (safe from chloral hydrate) liquid (Borror et al., 1992). Each sample consisted of 15 worker bees from individual colonies, so a total of 1935 (15×129) worker bees were used for morphological measurements (Ruttner et al., 1978). Forty-one morphological characteristics were measured as listed in Table I (see also Alpatov, 1929; Goetze, 1940; Dupraw, 1965; Ruttner et al., 1978; Moritz, 1992; Kauhausenkeller and Keller, 1994; Guler and Bek, 2002). Measurements were made using a stereomicroscope. A drawing-tube attachment to the microscope was used for measurement of the vein angles. Eleven vein angles of each wing were measured. First, eighteen different conjugation points of each wing were marked on paper using the ocular microscope, then these points were joined by drawing a line so that the angles between the two lines could be measured (Moritz, 1991; Guler and Bek, 2002).

2.2.2. Calculation of score functions for unknown worker bee samples and prediction of their origins

The effectiveness of the model at predicting the origin of the unknown worker bee samples was determined using 45 samples collected from Turkeli area and three commercial geographic subspecies queen bee rearing enterprises. For that purpose, score functions 1 and 2 were calculated. With the aid of these functions, the clustering areas of unknown samples in the coordinate system were found (Coley and Lohnes, 1971; SAS, 1988). First, the samples were numbered UnS₁, UnS₂, UnS₃, ..., UnS₄₅ (unknown samples). This numbering was conducted blindly with regard to the sample source. Score functions 1 and 2 were calculated using the

equations below to predict the origin of the unknown samples. To calculate these functions, the standard first discriminant function coefficient (α_i) of each property was multiplied by the phenotypic value of each characteristic ($X_1, X_2, X_3, \dots, X_n$). This value was then added to the function 1 constant coefficient (α_0) and the score function 1 calculated (Eq. (1)). Score function 2 was calculated in a similar way (Eq. (2)). In the coordination system, score function 1 is horizontal and score function 2 is vertical (Cooley and Lohnes, 1971). For example, score function 1 and 2 of the sample UnS₁ in Table IV were calculated as explained above and found as shown below.

$$\begin{aligned} \text{Score function 1} = & \alpha_0 + \alpha_1 x_1 + \alpha_2 x_2 + \alpha_3 x_3 + \alpha_4 x_4 \\ & + \alpha_5 x_5 + \alpha_6 x_6 + \alpha_7 x_7 + \alpha_8 x_8 \\ & + \alpha_9 x_9 + \alpha_{10} x_{10} + \dots + \alpha_{41} x_{41} \end{aligned} \quad (1)$$

$$\begin{aligned} \text{Score function 2} = & \beta_0 + \beta_1 x_1 + \beta_2 x_2 + \beta_3 x_3 + \beta_4 x_4 \\ & + \beta_5 x_5 + \beta_6 x_6 + \beta_7 x_7 + \beta_8 x_8 \\ & + \beta_9 x_9 + \beta_{10} x_{10} + \dots + \beta_{41} x_{41} \end{aligned} \quad (2)$$

$$\text{Score function 1} = -1.13$$

$$\text{Score function 0} = -0.84.$$

When the score function values were calculated for each of the 45 unknown samples (Tab. IV) and put into the coordination system, Figure 3 was obtained.

2.3. Statistical evaluation

Data were evaluated in two steps. First, multivariate discriminant analysis was applied to the data to find the differences between Caucasian (CRA-P and CRA-C) and Anatolian (AR-B) geographic subspecies in their morphological characteristics and determine the descriptive standard classification function coefficients, discriminant function coefficients, and constant coefficients of the morphological characteristics of two Turkish geographic native subspecies (Le, 2001). Second, the model for the prediction of unknown worker samples was developed using the discriminant function coefficients and constant coefficients of morphological characteristics of these two Turkish native honeybee subspecies (Coley and Lohnes, 1971; SAS, 1988).

3. RESULTS

3.1. Origin of geographic subspecies reference worker bee samples

The mean and standard deviations of the morphological characteristics of Caucasian (CRA-P and CRA-C) and Anatolian (AR-B) worker samples belonging to original queen-rearing enterprises are presented in Table I. There were significant differences between honeybee races in most morphological characteristics, with the exception of WTa, WTb, DWM, WS₆ and the vein angles of J₁₀, L₁₃ and O₂₆.

The first discriminant function described 92.9% of the total variation and discriminated 100% of the two Caucasian ecotypes from the Anatolian race (Wilks' $\lambda = 0.002$). The second discriminant function described 7.19% of the total variation and discriminated the two Caucasian ecotypes ($\lambda = 0.146$; Fig. 2). The first discriminant function was correlated ($P < 0.01$) with LH, LM, WM, WT₃, WT₄, BS, LCb, CT₂, CT₃, CT₄, CSc, and the vein angles of D₇, J₁₆, N₂₃, K₁₉, and O₂₆. The second discriminant function was correlated ($P < 0.01$) with the other 25 morphological characteristics. All 84 samples (30 CRA-P, 30 CRA-C, 24 AR-B) were classified into their correct groups by the analysis. The groups differed in their distance from the centre. AR-B was located further from the centre than CRA-P + CRA-C, which were located close together in the same direction from the centre (Fig. 2).

3.2. Calculation of morphometric multivariate canonical discriminant function coefficient and constant coefficients

The multivariate canonical discriminant functions of each morphological characteristic and the constant of each function are given in Table II. These coefficients are only valid for the Caucasian (CRA-P and CRA-C) and Anatolian (AR-B) honeybee subspecies measured by this study.

3.3. Worker bee samples from the area importing commercial queens

The mean and standard deviations of the 41 morphological characteristics measured from the 30 worker samples taken from apiaries in Turkeli using commercial queens are presented in Table III. Except for CT₃, D₇, and K₁₉, there were significant differences among worker samples in their morphological characteristics. Samples were significantly different in LCa, J₁₆, and O₂₆ at $P < 0.05$, different in LH, WT₄, B₄, and E₉ at $P < 0.01$, and different in all the other characteristics at $P < 0.001$ levels.

3.4. Calculation of score functions (1 and 2) for unknown worker samples and prediction of their origins

Score function values were calculated for each of the 45 unknown samples (Tab. IV) and put into the coordination system, Figure 3 was obtained, and the origin of the 45 unknown worker bee samples was determined.

Two samples from Turhan, one sample from Duzler, five samples from Yesiloba, four samples from the centre, and five samples from the Akcabuk villages were classified as CRA-P. Two samples from Turhan, one sample from Duzler, and one sample from the centre were classified as CRA-C. One sample from Turhan and three samples from Duzler were classified as AR-B. Five samples from Catakguney (UnS₁₆, UnS₁₇, UnS₁₈, UnS₁₉, and UnS₂₀) were classified as an area different from the original races' clustered area. The five samples of each of the original test races were all classified correctly. In total, 22 samples (48.89%) out of 45 were classified in CRA-P, eight samples (17.78%) in CRA-C, and 10 samples (22.22%) in AR-B (Fig. 3). Samples from some villages were classified as more than one subspecies. All the samples from Yesiloba and Akcabuk were classified as CRA-P. In addition, score function 1 and 2 were calculated in Microsoft Excel for ease and to standardise the method.

Table I. Mean and standard deviations of the 41 morphological characteristics measured for Caucasian (CRA-P and CRA-C) and Anatolian (AR-B) worker bee samples belonging to original geographic sub-species queen bee rearing enterprises.

	Morphological traits	Caucasian CRA-P	Caucasian CRA-C	Anatolian AR-B
1	Length of hairs (LH)	0.307 ± 0.004 ^a	0.309 ± 0.005 ^a	0.235 ± 0.007 ^{b***}
2	Width tomentum a (WTa)	1.016 ± 0.010	0.998 ± 0.008	0.999 ± 0.012 ^{NS}
3	Width tomentum b (WTb)	0.398 ± 0.005	0.419 ± 0.007	0.401 ± 0.010 ^{NS}
4	Tomentum index (TI)	2.584 ± 0.052 ^a	2.399 ± 0.041 ^b	2.564 ± 0.091 ^{ab*}
5	Length of proboscis (LPr)	6.561 ± 0.013 ^b	6.647 ± 0.014 ^a	6.429 ± 0.021 ^{c***}
6	Length of femur (LF)	2.661 ± 0.006 ^a	2.714 ± 0.008 ^a	2.659 ± 0.024 ^{b**}
7	Length of tibia (LT)	3.207 ± 0.006 ^b	3.243 ± 0.008 ^b	3.323 ± 0.023 ^{a***}
8	Length of metatarsus (LM)	2.054 ± 0.004 ^b	2.084 ± 0.004 ^b	2.252 ± 0.025 ^{a**}
9	Length of hind leg (LHL)	7.922 ± 0.012 ^c	8.041 ± 0.014 ^b	8.122 ± 0.046 ^{a***}
10	Width of metatarsus (WM)	1.201 ± 0.012 ^b	1.200 ± 0.004 ^b	1.287 ± 0.012 ^{a***}
11	Metatarsal index (MI)	58.989 ± 0.985 ^a	57.593 ± 0.184 ^a	55.577 ± 0.628 ^{b**}
12	Width of tergite 3 (WT ₃)	2.212 ± 0.007 ^a	2.217 ± 0.006 ^a	2.153 ± 0.002 ^{b***}
13	Width of tergite 4 (WT ₄)	2.159 ± 0.0069 ^a	2.166 ± 0.006 ^a	2.084 ± 0.014 ^{b***}
14	Body size (T ₃ +T ₄) (BS)	4.369 ± 0.012 ^a	4.383 ± 0.012 ^a	4.235 ± 0.025 ^{b***}
15	Width of sternite 3 (WS ₃)	2.804 ± 0.026 ^b	2.913 ± 0.009 ^a	2.789 ± 0.017 ^{b***}
16	Length of wax mirror (LWM)	1.411 ± 0.011 ^b	1.448 ± 0.006 ^a	1.380 ± 0.012 ^{c***}
17	Width of wax mirror (WWM)	2.332 ± 0.027 ^b	2.404 ± 0.007 ^a	2.349 ± 0.011 ^{b*}
18	D. between mirrors (DWM)	0.299 ± 0.007	0.283 ± 0.004	0.293 ± 0.006 ^{NS}
19	Length of sternum 6 (LS ₆)	2.580 ± 0.010 ^b	2.619 ± 0.012 ^a	2.550 ± 0.013 ^{b***}
20	Width of sternum 6 (WS ₆)	3.199 ± 0.017	3.179 ± 0.0166	3.164 ± 0.014 ^{NS}
21	Sternum 6 Index (S ₆ I)	80.687 ± 0.354 ^b	82.429 ± 0.319 ^a	80.563 ± 0.514 ^{b**}
22	Length of forewing (LFW)	9.151 ± 0.008 ^b	9.359 ± 0.016 ^a	8.905 ± 0.055 ^{c***}
23	Width of forewing (WFW)	3.234 ± 0.036 ^a	3.157 ± 0.008 ^b	3.046 ± 0.027 ^{c***}
24	Length of cubital a (LCa)	0.467 ± 0.007 ^b	0.516 ± 0.003 ^a	0.514 ± 0.005 ^{a***}
25	Length of cubital b (LCb)	0.247 ± 0.003 ^a	0.248 ± 0.002 ^a	0.229 ± 0.0048 ^{b***}
26	Cubital index (CI)	1.906 ± 0.045 ^c	2.093 ± 0.024 ^b	2.259 ± 0.044 ^{a***}
27	Colour of tergite 2 (CT ₂)	4.706 ± 0.134 ^b	4.794 ± 0.140 ^b	7.491 ± 0.147 ^{a***}
28	Colour of tergite 3 (CT ₃)	4.668 ± 0.048 ^b	4.229 ± 0.069 ^c	7.295 ± 0.079 ^{a***}
29	Colour of tergite 4 (CT ₄)	1.576 ± 0.057 ^b	1.252 ± 0.054 ^c	5.072 ± 0.164 ^{a***}
30	Colour of scutellum (CSc)	0.617 ± 0.136 ^b	0.027 ± 0.012 ^b	2.411 ± 0.453 ^{a***}
31	Angle 1 (A ₄)	35.833 ± 0.251 ^a	34.888 ± 0.250 ^b	32.998 ± 0.194 ^{***c}
32	Angle 2 (B ₄)	99.770 ± 0.573 ^b	101.183 ± 0.499 ^{ab}	102.629 ± 0.623 ^{a***}
33	Angle 3 (D ₇)	103.915 ± 0.295 ^a	103.893 ± 0.288 ^a	101.679 ± 0.43 ^{b***}
34	Angle 4 (E ₉)	20.094 ± 0.173 ^b	20.710 ± 0.131 ^a	19.995 ± 0.1784 ^{b**}
35	Angle 5 (J ₁₀)	54.177 ± 0.257	54.787 ± 0.323	54.820 ± 0.3120 ^{NS}
36	Angle 6 (J ₁₆)	86.419 ± 0.646 ^b	86.769 ± 0.493 ^b	89.711 ± 0.502 ^{a***}
37	Angle 7 (N ₂₃)	87.216 ± 0.304 ^b	87.100 ± 0.564 ^b	89.459 ± 0.355 ^{a***}
38	Angle 8 (L ₁₃)	15.076 ± 0.148	15.420 ± 0.165	15.008 ± 0.205 ^{NS}
39	Angle 9 (K ₁₉)	74.348 ± 0.351 ^b	74.045 ± 0.296 ^b	77.879 ± 0.369 ^{a***}
40	Angle 10 (O ₂₆)	35.945 ± 0.379	36.121 ± 0.327	35.284 ± 0.471 ^{NS}
41	Angle 11 (G ₁₂)	94.258 ± 0.323 ^b	95.276 ± 0.321 ^a	93.243 ± 0.383 ^{c***}

NS,*,**,* non significant and significant at 0.05, 0.01, and 0.001 respectively.

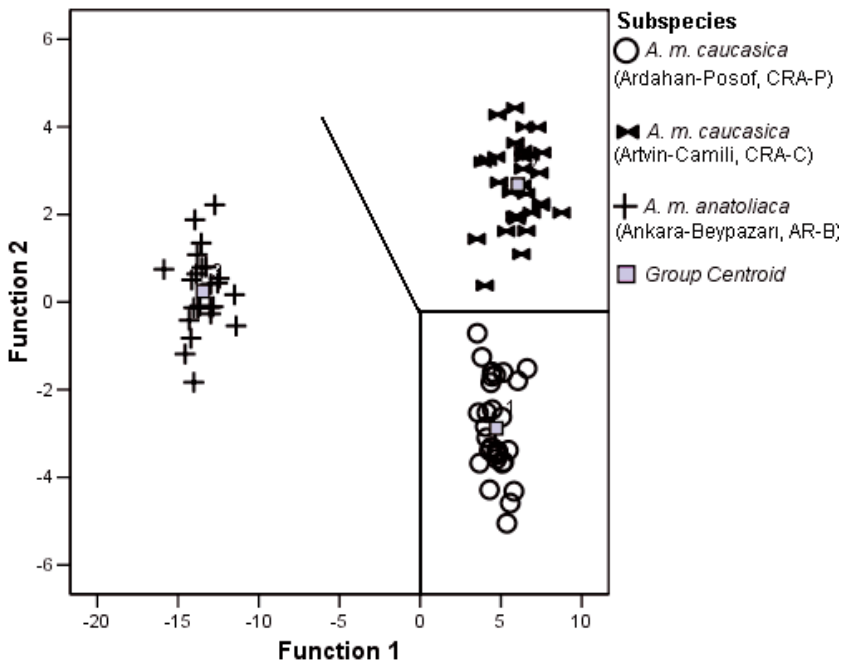


Figure 2. Queen rearing enterprises; analysis of 84 worker honeybee samples from subspecies Caucasian (CRA-P, CRA-C) and Anatolian (AR-B). Horizontal axis: canonical function 1; vertical axis: canonical function 2. Each point represents a sample.

4. DISCUSSION

Multivariate discriminant analysis classified correctly 100% of the 84 original worker honeybee samples taken from native CRA-P, CRA-C, and AR-B geographic honeybee subspecies. Classification level, clustered area, and significance level of the discriminant functions of the races showed that the original geographic subspecies used for queen rearing were from different genetic sources. The high discrimination and classification power showed that the method could accurately predict the origin of unknown worker bee samples. The morphological characteristics of the Caucasian and Anatolian subspecies measured in this study were consistent with those found in previous studies (Guler and Kaftanoglu, 1999a; Gencer and Firatli, 1999; Guler and Kaftanoglu, 1999b; Kandemir et al., 2000; Dodologlu and Genc, 2002). There were also significant differences in morphological characteristics between the two Caucasian eco-

types (CRA-P and CRA-C), as also found in previous studies (Guler, 2001).

Except for the original test samples, almost 57% (17 samples) of the 30 unknown Turkeli samples were clustered in CRA-P and 10% (three samples) in CRA-C, whereas only 16.6% was clustered in the native Anatolian AR-B cluster, showing the impact of Caucasian imported commercial queen usage. Indeed, the Caucasian subspecies has been intensively used in commercial queen-rearing enterprises in Turkey for more than 25 years because it is a calm and productive subspecies. In Turkey, 120 000–130 000 Caucasian queen bees are reared and sold each year. Recently, the Caucasian CRA-C ecotype has been used for queen rearing. Queen rearing using the Anatolian subspecies is low. These patterns are in accordance with the findings of this study. In addition, the samples classified in CRA-P and CRA-C groups were clustered in the same narrow area and mixed with the original test samples. Therefore, this classification

Table II. Standard canonical discriminant function coefficients and constant coefficients of the morphological characteristics of two Turkish geographic native honeybee subspecies.

Number	Morphological traits	Canonical discriminant function coefficients	
		Function 1	Function 2
1	Length of hairs (LH)	-7.538	3.964
2	Width tomentum band a (WTa)	-6.501	6.323
3	Width tomentum band b (WTb)	-2.530	-1.647
4	Tomentum index (TI)	0.139	-1.561
5	Length of proboscis (LPr)	0.499	0.703
6	Length of femur (LF)	-2.439	3.760
7	Length of tibia (LT)	-2.928	-3.125
8	Length of metatarsus (LM)	-3.194	-0.993
9	Length of hind leg (LHL)	0.933	3.634
10	Width of metatarsus (WM)	-14.626	9.743
11	Metatarsal index (MI)	0.179	-0.084
12	Width of tergite 3 (WT ₃)	9.494	29.728
13	Width of tergite 4 (WT ₄)	10.882	28.248
14	Body size (T3+T4) (BS)	-9.081	-35.309
15	Width of sternite 3 (WS ₃)	-6.383	3.501
16	Length of wax mirror (LWM)	9.548	-1.781
17	Width of wax mirror (WWM)	5.032	1.341
18	Dist. between mirrors (DWM)	4.543	-9.993
19	Length of sternum 6 (LS ₆)	-46.731	32.694
20	Width of sternum 6 (WS ₆)	35.574	-23.837
21	Sternum 6 Index (S ₆ I)	1.636	-0.702
22	Length of forewing (LFW)	2.484	2.106
23	Width of forewing (WFW)	-0.588	-2.971
24	Length of cubital a (LCa)	-2.765	42.204
25	Length of cubital b (LCb)	-4.703	18.693
26	Cubital index (CI)	-0.636	-0.058
27	Colour of tergite 2 (CT ₂)	-0.317	0.344
28	Colour of tergite 3 (CT ₃)	-1.674	-0.729
29	Colour of tergite 4 (CT ₄)	-2.165	0.059
30	Colour of scutellum (CSc)	-0.723	-0.116
31	Angle 1 (A ₄)	0.432	-0.251
32	Angle 2 (B ₄)	0.173	-0.114
33	Angle 3 (D ₇)	-0.093	0.006
34	Angle 4 (E ₉)	-0.080	0.081
35	Angle 5 (J ₁₀)	-0.197	0.195
36	Angle 6 (J ₁₆)	-0.147	0.188
37	Angle 7 (N ₂₃)	0.090	-0.126
38	Angle 8 (L ₁₃)	-0.326	0.346
39	Angle 9 (K ₁₉)	-0.002	0.035
40	Angle 10 (O ₂₆)	0.035	0.110
41	Angle 11 (G ₁₂)	-0.144	0.181
	Constant coefficients	-101.27	-33.85

structure and the 100% correct classification of the 15 original test samples proved the reliance of the method used in the study.

Twenty-five out of 30 samples (83.33%) from the Turkeli area, together with the other original test samples, were classified into

Table III. Mean and standard deviations (X±Sx) of 41 morphological characteristics of worker bee samples taken from Turhan (T), Duzler (D), Yesiloba (Y), Catakguney (ÇG), Merkez (C) and Akcabuk (A) villages of Turkeli-Sinop.

Traits	T	D	Y	CG	C	A
LH**	0.241±0.029 ^{bc}	0.247±0.04 ^{abc}	0.240±0.036 ^{bc}	0.25±0.045 ^{ab}	0.255±0.046 ^a	0.237±0.030 ^c
WTa***	0.630 ± 0.010 ^c	0.755 ± 0.013 ^a	0.674 ± 0.009 ^b	0.685 ± 0.008 ^b	0.684 ± 0.008 ^b	0.691 ± 0.009 ^b
WTb***	0.254 ± 0.004 ^d	0.257 ± 0.004 ^{cd}	0.261 ± 0.004 ^{cd}	0.266 ± 0.004 ^c	0.293 ± 0.003 ^a	0.279 ± 0.003 ^b
TI***	2.496 ± 0.040 ^{cd}	2.898 ± 0.070 ^a	2.605 ± 0.052 ^{bc}	2.668 ± 0.053 ^b	2.366 ± 0.032 ^d	2.51 ± 0.057 ^{cd}
LPr***	6.479 ± 0.017 ^{dc}	6.575 ± 0.027 ^{ab}	6.533 ± 0.022 ^{bc}	6.417 ± 0.043 ^d	6.59 ± 0.029 ^{ab}	6.642 ± 0.019 ^a
LF***	2.666 ± 0.020 ^a	2.582 ± 0.016 ^{ab}	2.618 ± 0.015 ^{cd}	2.574 ± 0.007 ^d	2.601 ± 0.009 ^{cd}	2.65 ± 0.007 ^{ab}
LT***	3.216 ± 0.009 ^a	3.146 ± 0.009 ^c	3.16 ± 0.008 ^{bc}	3.12 ± 0.006 ^d	3.16 ± 0.007 ^{bc}	3.173 ± 0.010 ^b
LM***	2.019 ± 0.007 ^{bc}	2.051 ± 0.010 ^a	2.043 ± 0.008 ^a	2.000 ± 0.006 ^c	2.040 ± 0.006 ^a	2.03 ± 0.007 ^{ab}
LHL***	7.879 ± 0.024 ^a	7.778 ± 0.025 ^c	7.815 ± 0.022 ^{bc}	7.694 ± 0.013 ^d	7.799 ± 0.015 ^{bc}	7.85 ± 0.015 ^{ab}
WM***	1.156 ± 0.007 ^b	1.206 ± 0.008 ^a	1.206 ± 0.007 ^a	1.078 ± 0.007 ^c	1.156 ± 0.006 ^b	1.155 ± 0.007 ^b
MI***	57.32 ± 0.339 ^b	58.869 ± 0.34 ^a	59.07 ± 0.327 ^a	53.89 ± 0.39 ^c	56.75 ± 0.336 ^b	56.84 ± 0.363 ^b
WT ₃ ***	2.209 ± 0.011 ^b	2.227 ± 0.008 ^{ab}	2.218 ± 0.008 ^b	2.170 ± 0.009 ^c	2.244 ± 0.010 ^a	2.23 ± 0.009 ^{ab}
WT ₄ ***	2.170 ± 0.009 ^a	2.173 ± 0.008 ^a	2.168 ± 0.008 ^a	2.124 ± 0.009 ^b	2.172 ± 0.009 ^a	2.158 ± 0.012 ^a
BS***	4.371 ± 0.014 ^b	4.400 ± 0.010 ^{ab}	4.386 ± 0.011 ^{ab}	4.293 ± 0.013 ^c	4.416 ± 0.013 ^a	4.38 ± 0.018 ^{ab}
WS ₃ ***	2.808 ± 0.007 ^{ab}	2.823 ± 0.007 ^a	2.810 ± 0.009 ^{ab}	2.756 ± 0.009 ^c	2.792 ± 0.012 ^b	2.826 ± 0.010 ^a
LWM**	1.296 ± 0.011 ^d	1.384 ± 0.016 ^c	1.522 ± 0.007 ^a	1.467 ± 0.008 ^b	1.507 ± 0.008 ^a	1.510 ± 0.007 ^a
WWM**	2.365 ± 0.010 ^a	2.334 ± 0.010 ^{ab}	2.339 ± 0.013 ^{ab}	2.287 ± 0.011 ^c	2.34 ± 0.010 ^{ab}	2.31 ± 0.009 ^{bc}
DWM**	0.173 ± 0.004 ^b	0.178 ± 0.004 ^b	0.176 ± 0.005 ^b	0.195 ± 0.005 ^a	0.165 ± 0.006 ^b	0.169 ± 0.005 ^b
LS ₆ ***	2.773 ± 0.008 ^b	2.794 ± 0.009 ^{ab}	2.782 ± 0.010 ^b	2.718 ± 0.011 ^c	2.769 ± 0.011 ^b	2.819 ± 0.012 ^a
WS ₆ ***	3.164 ± 0.016 ^b	3.199 ± 0.015 ^{ab}	3.158 ± 0.015 ^b	3.072 ± 0.012 ^c	3.227 ± 0.015 ^a	3.19 ± 0.014 ^{ab}
SgI***	87.658 ± 0.39 ^a	87.39 ± 0.358 ^a	88.13 ± 0.370 ^a	88.50 ± 0.360 ^a	85.85 ± 0.381 ^b	88.28 ± 0.386 ^a
LFW***	9.176 ± 0.028 ^a	9.104 ± 0.023 ^{ab}	9.085 ± 0.022 ^b	8.763 ± 0.027 ^c	9.13 ± 0.023 ^{ab}	9.177 ± 0.019 ^a
WFW**	3.147 ± 0.009 ^b	3.149 ± 0.009 ^b	3.118 ± 0.009 ^c	3.064 ± 0.011 ^c	3.092 ± 0.011 ^d	3.174 ± 0.011 ^a
LCa*	0.507 ± 0.005 ^{ab}	0.512 ± 0.006 ^{ab}	0.507 ± 0.007 ^{ab}	0.495 ± 0.007 ^b	0.51 ± 0.005 ^{ab}	0.525 ± 0.005 ^a
LCb***	0.252 ± 0.003 ^a	0.234 ± 0.003 ^b	0.253 ± 0.005 ^a	0.219 ± 0.004 ^c	0.254 ± 0.004 ^a	0.255 ± 0.004 ^a
CI***	2.043 ± 0.036 ^b	2.217 ± 0.045 ^a	2.0.58 ± 0.059 ^b	2.30 ± 0.054 ^a	2.051 ± 0.043 ^b	2.082 ± 0.038 ^b
CT ₂ ***	4.557 ± 0.208 ^a	2.490 ± 0.244 ^c	2.569 ± 0.231 ^c	2.740 ± 0.250 ^c	3.580 ± 0.264 ^b	2.863 ± 0.251 ^c
CT ₃ ^{NS}	6.111 ± 0.290	6.932 ± 0.143	6.477 ± 0.147	6.475 ± 0.221	6.419 ± 0.279	6.825 ± 0.19 ^{NS}
CT ₄ ***	1.389 ± 0.307 ^a	1.455 ± 0.188 ^a	0.628 ± 0.099 ^b	0.650 ± 0.105 ^b	0.953 ± 0.24 ^{ab}	0.486 ± 0.126 ^b
CSc***	1.461 ± 0.086 ^c	1.794 ± 0.139 ^c	1.870 ± 0.146 ^c	2.317 ± 0.189 ^b	3.280 ± 0.192 ^a	2.960 ± 0.179 ^a
A ₄ ***	32.657 ± 0.303 ^c	32.78 ± 0.334 ^{bc}	34.353 ± 0.397 ^a	33.75 ± 0.36 ^{ab}	32.860 ± 0.29 ^{bc}	33.216 ± 0.29 ^{bc}
B ₄ ***	105.72 ± 0.62 ^a	103.84 ± 0.78 ^{ab}	101.71 ± 0.85 ^c	104.23 ± 0.89 ^a	103.50 ± 0.52 ^{bc}	102.61 ± 0.64 ^{bc}
D ₇ ^{NS}	103.51 ± 0.462	102.00 ± 0.463	101.78 ± 0.486	102.77 ± 0.49	102.38 ± 0.470	102.61 ± 0.39 ^{NS}
E ₉ ***	20.313 ± 0.182 ^a	20.340 ± 0.257 ^a	20.235 ± 0.199 ^a	19.44 ± 0.277 ^c	20.260 ± 0.213 ^a	19.64 ± 0.137 ^b
J ₁₀ ***	52.94 ± 0.426 ^{bc}	54.620 ± 0.481 ^a	54.16 ± 0.599 ^{ab}	51.98 ± 0.409 ^c	53.88 ± 0.45 ^{ab}	54.706 ± 0.62 ^a
J ₁₆ *	89.81 ± 0.624 ^b	89.960 ± 0.404 ^b	89.235 ± 0.63 ^b	91.89 ± 0.554 ^a	90.24 ± 0.593 ^b	90.49 ± 0.47 ^{ab}
N ₂₃ ***	89.73 ± 0.574 ^{bc}	89.50 ± 0.432 ^{bc}	88.39 ± 0.539 ^c	92.08 ± 0.415 ^a	89.920 ± 0.558	90.24 ± 0.576 ^b
L ₁₃ ***	15.657 ± 0.202 ^a	16.000 ± 0.232 ^a	15.882 ± 0.152 ^a	14.17 ± 0.184 ^c	15.82 ± 0.168 ^a	14.824 ± 0.17 ^b
K ₁₉ ^{NS}	77.791 ± 0.366	76.960 ± 0.427	77.549 ± 0.431	76.712 ± 0.372	77.380 ± 0.460	77.804 ± 0.44 ^{NS}
O ₂₆ *	36.388 ± 0.33 ^{ab}	37.32 ± 0.387 ^a	36.157 ± 0.29 ^b	36.096 ± 0.34 ^b	36.80 ± 0.304 ^{ab}	35.745 ± 0.42 ^b
G ₁₂ ***	94.746 ± 0.424 ^b	96.340 ± 0.444 ^a	93.31 ± 0.439 ^{cd}	92.19 ± 0.36 ^{dc}	94.28 ± 0.543 ^{bc}	91.26 ± 0.468 ^c

NS,*,**,* non significant and significant at 0.05, 0.01, and 0.001 respectively.

Table IV. Calculated score function 1 and 2 values of 45 unknown honeybee samples collected from Turkeli (30) and original geographic subspecies commercial queen bee rearing enterprises (15).

Region	Unknown sample	Score function 1	Score function 2
Turhan	UnS ₁	-1.13	-0.84
	UnS ₂	2.86	-0.58
	UnS ₃	1.64	2.00
	UnS ₄	2.10	-3.03
	UnS ₅	10.56	3.75
Duzler	UnS ₆	5.20	1.51
	UnS ₇	-0.98	-0.25
	UnS ₈	-2.59	-0.02
	UnS ₉	1.84	-1.86
	UnS ₁₀	-0.75	-2.83
Yesiloba	UnS ₁₁	4.28	-2.31
	UnS ₁₂	2.43	-0.58
	UnS ₁₃	5.07	-1.63
	UnS ₁₄	6.32	-1.72
	UnS ₁₅	5.37	-1.67
Catakguney	UnS ₁₆	7.61	-6.18
	UnS ₁₇	6.50	-6.15
	UnS ₁₈	5.94	-6.25
	UnS ₁₉	5.49	-5.16
	UnS ₂₀	6.43	-6.00
Centre	UnS ₂₁	0.35	-0.75
	UnS ₂₂	4.66	-1.22
	UnS ₂₃	3.27	0.03
	UnS ₂₄	-1.53	-2.15
	UnS ₂₅	1.60	-0.54
	UnS ₂₆	2.55	-0.36
Akcabuk	UnS ₂₇	4.88	-2.88
	UnS ₂₈	2.46	-1.35
	UnS ₂₉	2.64	-0.51
	UnS ₃₀	3.25	-0.11
OS-CRA-P	UnS ₃₁	1.87	-3.21
	UnS ₃₂	2.14	-1.42
	UnS ₃₃	1.49	-3.06
	UnS ₃₄	0.74	-0.47
	UnS ₃₅	4.29	-1.69
OS-CRA-C	UnS ₃₆	2.01	2.86
	UnS ₃₇	3.00	2.04
	UnS ₃₈	4.09	3.53
	UnS ₃₉	4.45	3.83
	UnS ₄₀	1.47	3.87
OS-AR-B	UnS ₄₁	-16.75	0.03
	UnS ₄₂	-14.29	-0.42
	UnS ₄₃	-17.24	-0.45
	UnS ₄₄	-16.67	0.95
	UnS ₄₅	-12.89	-0.58

OS = Original worker bee samples, CRA-P: sample of Caucasica Ardahan-Posof, CRA-C: sample of Caucasica Artvin-Camili, AR-B: sample of Anatoliaca Ankara-Beyazari.

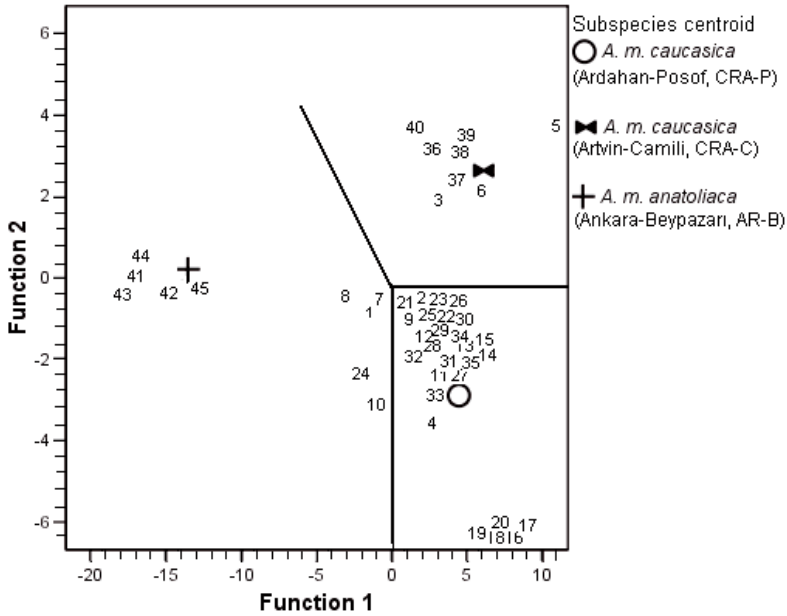


Figure 3. Predicted clustering areas of 45 unknown worker honeybee samples using score function 1 and 2. Horizontal axis: canonical function 1; vertical axis: canonical function 2. Each number represents a sample.

different clustered areas. This was because of the similarity of the samples in the morphological characteristics measured, the most defining factor for the discriminant functions in predicting the sources of unknown samples. Only five samples (16.67%) were not clustered into the two Turkish native subspecies (Fig. 3), which also had different score function 1 and 2 values from the other 25 unknown samples and 15 original test samples (Tab. IV). These five samples (UnS₁₆, UnS₁₇, UnS₁₈, UnS₁₉, and UnS₂₀) came from the same village (Catak-guney) in which there is no use of commercial queens. These samples clustered into a narrow area different from the other samples, showing their homogeneity and that they came from the same genetic source. In addition, these five samples had different morphological characteristics from the original test samples including LPr, LF, LT, LM, WM, WT₃, WT₄, DWM, LFW, LCa, LCb, LS₆, WS₆, vein angles E₉, L₁₃ and J₁₀, LHL, BS, MI, and CSc. Native honeybees of the Turkeli area are different from the Caucasian and Anatolian subspecies because they have a short tongue and a small body with small wings and legs. Catak-

guney is located in a forested, mountainous area of Turkeli and has only one known beekeeper. Traditional beekeeping practices have been used there, and there has been no colony or queen introduction into this village. All this information supports the result of this study that the honeybees of this village are native bees to the Turkeli area.

Most unknown samples representing the Turkeli area showed similar morphological characteristics to the original test samples clustered in the same group. For instance, all samples from Akcabuk and Yesiloba (10 samples) were classified as CRA-P. Akcabuk samples had the highest mean tongue length (6.642), whereas Yesiloba had the highest vein angle A₄ (34.35°). Ten unknown samples were classified in the AR-B group. According to the score function coefficients, these belonged to the Anatolian race. However, there was a different classification structure in Anatolian clustering area, with the samples forming two groups. The first group had UnS₄₁, UnS₄₂, UnS₄₃, UnS₄₄, and UnS₄₅ and the other had UnS₁, UnS₇, UnS₈, UnS₁₀, and UnS₂₄ (Fig. 2). All the first group samples were original AR-B

test samples. They were classified in their real group according to the calculated score functions and clustered into the narrow area near the centre. Although there was no overlap, all the second group samples were clustered close to the CRA-P bees. These samples were collected from three different villages (Turhan, Duzler and the centre) in Turkeli. The samples showed the Anatolian race's morphological characteristics in HL, TI, LPr, LM, WT₃, WT₄, WS₃, WWM, WS₆, LFW, WFW, and CT₃, as well as vein angles A₄, B₄, D₇, E₉, and N₂₃. For example, these five samples had a 6 to 7 scale value for the colour of tergite 3 (CT₃). This tone of colour is specific to the Anatolian race in Turkey, for which it is scored as 7 to 8 (Ruttner, 1988a; Guler and Kaftanoglu, 1999a). However, these five samples also had some morphological characteristics (CT₂, CT₃, CSc, LHL and BS) specific to the Caucasian honeybee subspecies. Colour of scutellum (CSc) and tergite 4 (CT₃) were dark black rather than black. The Caucasian subspecies has a scale value of 0 to 1 for this characteristic (Bilash et al., 1976; Guler and Kaftanoglu, 1999b). Although some samples showed a similarity with the Caucasian subspecies, others showed a similarity with the Anatolian subspecies or the native bees of Turkeli. This variation was attributed to hybridisation. For that reason, the clustered structure in the AR-B area indicated that some queen bees reared from the breeding colonies of *A. m. caucasica* but might have mated with drones of *A. m. anatoliaca*. This finding also shows that hybridisation in any area can be identified using this method.

Although the Turkeli area is outside the migratory beekeeping route and there is no honeybee migration within the Turkeli area, a significantly high morphological variation was found. Catakguney and the centre are 40 km apart, and variation between them might be expected because of this distance. However, there were also morphological differences between the honeybees from Turhan and Duzler, which are only 2 km apart. For instance, two samples from Turhan were classified as CRA-P, two as CRA-C and one as AR-B. Another example is that of Duzler village from which one sample was classified as CRA-P,

one as CRA-C, and three as AR-B. There were also differences in WTa, LWM, LFW, WFW, BS, N₂₃, TI and LHL between worker samples collected from the same village, and even from the same apiary. This morphological variation was much higher than found in other studies carried out in Turkey (Guler and Kaftanoglu, 1999a,b; Gencer and Firatli, 1999; Kandemir et al., 2000). Such high morphological variation is not expected for honeybees adapted to a similar geographic region (Alpatov, 1929; Kauhausen-Keller and Keller, 1994; Kauhausen-Keller et al., 1997; Ruttner et al., 2000). These extreme morphological differences suggest that commercial queens reared from the two Turkish original geographic honeybee subspecies have been introduced into Turkeli.

As a result, the model developed also proved that the area is subject to significant genetic mixing. The functions and constant coefficients predicted the origin of the queen bees in 25 of 30 samples of the investigated area, thereby validating the method developed. Morphometric mixing of any original geographic honeybee subspecies and the origin of any unknown worker bee sample can be predicted correctly using the method developed in this study. The validity of the method depends on defining the morphological characteristics of original honeybee subspecies or lines using multiple worker bee samples and correctly determining standard morphometric canonical discriminant function coefficients and constant coefficients.

ACKNOWLEDGEMENTS

I would like to thank Dr. Yuksel Bek, Ondokuzmayis University Faculty of Medicine and Department of Biostatistics for his statistical advice, and Dr. William Hughes, University of Leeds Institute of Integrative and Comparative Biology for his critical editing of the manuscript. I also thank to Dr DR Smith for giving permission to use the figure adapted from her manuscript.

Un modèle morphométrique pour déterminer l'influence de l'utilisation de reines commercialisées sur la population de l'abeille

indigène (*Apis mellifera* L.) dans une province de Turquie.

***Apis mellifera* / race / reine / utilisation / morphométrie / caractères distinctifs / protection des races géographiques**

Zusammenfassung – Ein morphometrisches Modell zur Bestimmung des Effekts der Nutzung kommerzieller Königinnen auf die heimische Honigbienenpopulation (*Apis mellifera* L.) in einer türkischen Provinz. Es ist bekannt, dass Unterarten und Ökotypen der Honigbiene ihre typischen Eigenschaften aufgrund von Hybridisierung durch Wanderimkerei, die Einfuhr von kommerziellen Königinnen, sowie durch unkontrollierte Paarung verlieren können. Einheimische Unterarten können daher vermischt werden, weil Imker fremden Rassen mit höherer Leistung den Vorzug geben. Königinnen anderer Unterarten und daraus hervorgehende Völker sind in Gebiete mit eigenen geographischen Rassen eingeführt worden. Obwohl der Schutz von einheimischen Unterarten im Allgemeinen für wichtig gehalten wird, gibt es keine Daten zu den Auswirkungen, die Importe von kommerziellen Königinnen auf die eigenen Bienen der jeweiligen Region haben. Das Ziel dieser Studie war es, die Auswirkungen von Importen kommerzieller Königinnen aus verschiedenen Gegenden auf die morphologische Variabilität der einheimischen Bienenpopulation der Region Turkeli festzustellen. In dieser Studie wurden 41 morphologische Merkmale an Honigbienen aus zwei verschiedenen Imkereitypen gemessen. Dabei wurden in einem Typ Imkerei Königinnen der einheimischen Unterarten (Kaukasische und Anatolische Biene), und im anderen Königinnen kommerzieller Linien genutzt. Insgesamt wurden 129 Proben von Arbeiterinnen untersucht, verteilt auf Kaukasische, Anatolische und in Turkeli gesammelte Bienen. Zuerst wurden standardisierte morphometrische Diskriminanzfunktionen und konstante Koeffizienten für die 41 morphologischen Merkmale der beiden in der Türkei heimischen Unterarten der Honigbiene (*A. m. anatoliaca* und *A. m. caucasica*) bestimmt, die intensiv zur kommerziellen Königinnenproduktion genutzt werden. Sodann wurden die morphologischen Merkmale der Proben aus der Region Turkeli untersucht, wo kommerzielle Königinnen häufig genutzt werden. Mit dem entwickelten Modell konnte gezeigt werden, dass in dieser Region, verursacht durch die Nutzung kommerzieller Königinnen, genetische Vermischung stattfindet. Die 15 unbekannten Proben konnten ihrer jeweiligen Unterart mit 100 % Sicherheit zugeordnet werden; für 25 der 30 Proben der Bienen aus der Region Turkeli konnte ihre Rassenzugehörigkeit mit Hilfe der Standard-Diskriminanzfunktion und der Konstanten-Koeffizienten erfolgreich bestimmt werden. Von den eigentlichen Testproben

abgesehen, wurden nahezu 57 % der 30 unbekannten Turkeli-Proben dem kaukasischen CRA-P Cluster und 10 % dem kaukasischen CRA-C Cluster zugeordnet, dem einheimischen anatolischen AR-B Cluster wurden dagegen nur 16 % zugeordnet. Damit zeigt sich ein Einfluss von Königinnenimporten aus der kommerziellen kaukasischen Linie. Mit dieser Klassifikation wurde sowohl die eigentliche Unterart als auch der Einfluss von Importen in die Region Turkeli durch den Handel mit Königinnen dokumentiert. Die Honigbienen aus dieser Region waren nach ihrem Phänotyp von gemischter Herkunft und zeigten untereinander wenig morphologische Ähnlichkeit.

***Apis mellifera* / Rasse / Bienenkönigin / Nutzung / Morphometrie / Identifikationsfunktionen**

REFERENCES

- Adam B. (1983) In search of the best strains of honeybee, Northern Bee Books, West Yorkshire, UK.
- Alpatov W.W. (1929) Biometrical studies on variation and the races of the honeybee *Apis mellifera* L., Quat. Rev. Biol. 4, 1–58.
- Bilash G.D., Makarov II, Sedikh AV. (1976) Zonal distribution of bee races in USSR, Genetics, Selection and Reproduction of the Honeybee Symposium on Bee Biology, Moscow, pp. 134–142.
- Bodenheimer F.S. (1942) Studies on the honeybee and beekeeping in Turkey, Merkez Zirai Mucadele Enstitusu Ankara, Istanbul, Turkey.
- Bodur C., Kence M., Kence A. (2007) Genetic structure of honeybee, *Apis mellifera* L., (Hymenoptera: Apidae) populations of Turkey inferred from microsatellite analysis, J. Apic. Res. 46, 50–56.
- Borror S.D., Triplehorn C.A., Johnson N.F. (1992) An Introduction to the Study of Insects. 6th edition, Harcourt Brace College Publishers, New York, USA.
- Coley W.W., Lohnes R.R. (1971) Multivariate Data Analysis. John Wiley and Sons. Inc., New York, USA, pp. 244–257.
- Delaney D.A., Meixner M.D., Schiff N.M., Sheppard W.S. (2009) Genetic characterization of commercial honey bee (Hymenoptera: Apidae) populations in the United States by using mitochondrial and microsatellite markers, Ann. Entomol. Soc. Am. 102, 666–673.
- Dodoluglu A., Genc F. (2002) Kafkas ve Anadolu Balarısı ırkları ile karışıklı melezlerinin bazı fizyolojik özellikleri, Tr. J. Vet. Anim. Sci. 26, 715–722.

- Dupraw E.J. (1965). The recognition and handling of honeybee specimens in non-linear taxonomy, *J. Apic. Res.* 4, 72–84.
- Gencer H.V., Firatli C. (1999) Morphological characteristics of the Central Anatolian (*A. m. anatolica*) and Caucasian (*A. m. caucasica*) honeybees, *Tr. J. Vet. Anim. Sci.* 23, 107–113.
- Goetze G. (1940) The best bee: methods for selecting bees for (great) length of tongue, *Insectes Soc.* 3, 335–346.
- Guler A. (2001) Morphological characteristics of the honeybee (*Apis mellifera* L.) of the Artvin Borcka Camili region, *Tr. J. Vet. Anim. Sci.* 25, 473–481.
- Guler A., Alpaya H. (2005) Reproduction characteristics of some honeybee (*Apis mellifera* L.) genotypes, *J. Anim. Vet. Advan.* 4, 864–870.
- Guler A., Bek Y. (2002) Forewing angles of honeybee (*Apis mellifera* L.) samples from different regions of Turkey, *J. Apic. Res.* 40, 43–49.
- Guler A., Demir M. (2005) Beekeeping potential in Turkey, *Bee World* 86, 114–118.
- Guler A., Kaftanoglu O. (1999a) Morphological characters of some important races and ecotypes of Turkish honeybees (*Apis mellifera* L.) I., *Tr. J. Vet. Anim. Sci.* 23, 565–571.
- Guler A., Kaftanoglu O. (1999b) Morphological characters of some important races and ecotypes of Turkish honeybees (*Apis mellifera* L.) II., *Tr. J. Vet. Anim. Sci.* 23, 571–575.
- Kandemir I., Kence M., Kence A. (2000) Genetic and morphometric variation in honeybee (*Apis mellifera*) populations of Turkey, *Apidologie* 31, 343–356.
- Kauhausen-Keller D., Keller R. (1994) Morphometrical control of pure race breeding in the honeybee (*Apis mellifera* L.), *Apidologie* 25, 133–143.
- Kauhausen-Keller D., Ruttner F., Keller R. (1997) Morphometric studies on the microtaxonomy of the species *Apis mellifera* L., *Apidologie* 28, 295–307.
- Le C.T. (2001) *A Problem-Based Introduction to Biostatistics*. A John Wiley and Sons, Inc. Publication, Toronto, Canada.
- Lodesani M., Costa C. (2003) Bee breeding and genetics in Europe, *Bee World* 84, 69–85.
- Moritz R.F.A. (1991) The limitations of biometric control on pure race breeding in *Apis mellifera*, *J. Apic. Res.* 30, 54–59.
- Moritz R.F.A. (2004) Beekeeping and biodiversity in Europe, First Conference of Apidologie, Udine 19–23 September.
- Palmer M.R., Smith D.R., Kaftanoglu O. (2000) Turkish honeybees: genetic variation and evidence for a fourth lineage of *Apis mellifera* mtDNA, *Heredity* 91, 42–46.
- Poklucar J., Kezic N. (1994) Estimation of heritability of some characteristics of hind legs and wings of honeybee (*A. m. carnica*) using the half-sib method, *Apidologie* 25, 3–11.
- Rinderer E.T. (1986) *Bee Genetics and Breeding*, Academic Press, Inc. Ltd., London.
- Rinderer T.E., Buco S.M., Rubink W.L., Daly H.V., Stelzer J.A., Riggio R.M., Baptista F.C. (1993) Morphometric identification of Africanised and European honeybees using large reference populations, *Apidologie* 24, 569–585.
- Ruttner F. (1988a) *Biogeography and Taxonomy of Honeybees*, Springer, Verlag, Heidelberg, Germany.
- Ruttner F. (1988b) *Breeding Techniques and Selection for Breeding of the Honeybee*, The British Isles Bee Breeders Association (IBRA).
- Ruttner F., Elmi M.P., Fuchs S. (2000) Ecolines in the Near East along 36° N latitude in *Apis mellifera* L., *Apidologie* 31, 157–165.
- Ruttner F., Tassencourt L., Louveaux J. (1978) Biometrical statistical analysis of the geographic variability of *Apis mellifera* L., *Apidologie* 9, 363–381.
- SAS Institute (1988) *SPSSx user's guide*, McGraw-Hill, 2nd ed., New York, USA.
- Smith D.R., Slaymaker A., Palmer M., Kaftanoglu O. (1997) Turkish honeybees belong to the east Mediterranean mitochondrial lineage, *Apidologie* 28, 269–274.
- Solorzano C.D., Szalanski A.L., Kence M., Jackie A., Kern Mc., Austin J.W., Kence A. (2009) Phylogeography and population genetics of honey bee (*Apis mellifera*) from Turkey based on COI-COII sequence, *Sociobiology* 53, 237–246.
- Whitfield C.W., Behura S.K., Berlocher S.H., Clark A.G., Johnston J.S., Sheppard W.S., Smith D.R., Suarez A.V., Weaver D., Tsutsui N.D. (2006) Thrice out of Africa: ancient and recent expansions of the honey bee, *Apis mellifera*, *Science* 314, 642–645.