



**HAL**  
open science

## **Position of the Red Honey bee, *Apis koschevnikovi* (Buttel-Reepen 1906), within the Genus *Apis***

F. Ruttner, D. Kauhausen, N. Koeniger

### ► **To cite this version:**

F. Ruttner, D. Kauhausen, N. Koeniger. Position of the Red Honey bee, *Apis koschevnikovi* (Buttel-Reepen 1906), within the Genus *Apis*. *Apidologie*, 1989, 20 (5), pp.395-404. <hal-00890794>

**HAL Id: hal-00890794**

**<https://hal.science/hal-00890794v1>**

Submitted on 11 May 2020

**HAL** is a multi-disciplinary open access archive for the deposit and dissemination of scientific research documents, whether they are published or not. The documents may come from teaching and research institutions in France or abroad, or from public or private research centers.

L'archive ouverte pluridisciplinaire **HAL**, est destinée au dépôt et à la diffusion de documents scientifiques de niveau recherche, publiés ou non, émanant des établissements d'enseignement et de recherche français ou étrangers, des laboratoires publics ou privés.



HAL Authorization

## Position of the Red Honey bee, *Apis koschevnikovi* (Buttel-Reepen 1906), within the Genus *Apis*

F. Ruttner<sup>1</sup>, D. Kauhausen<sup>2</sup> and N. Koeniger<sup>1</sup>

<sup>1</sup> Universität Frankfurt, Institut für Bienenkunde (Polytechn. Gesellschaft), D-6370 Oberursel, FRG

<sup>2</sup> Bayerische Landesanstalt für Bienenzucht, D-8520 Erlangen, FRG

(received 19 December 1989, accepted 29 March 1989)

**Summary** — The "Red Bee" of Borneo, described in 1988 by Koeniger *et al.* and Tingek *et al.* as a separate species, was first named by H. v. Buttel-Reepen in 1906. The correct name, therefore, is *Apis koschevnikovi* Buttel-Reepen 1906 and not *Apis vechti* Maa 1953. By multivariate analysis (PCA and DA) *Apis koschevnikovi* can clearly be separated from the 2 other cavity-nesting *Apis* species. Although *A. koschevnikovi* is very similar to *A. cerana* phenotypically, it is much larger than bees of this species from a similar geographic latitude, corresponding in size to equatorial populations of *A. mellifera* from Africa.

***Apis* — taxonomy — *Apis koschevnikovi* — morphometrics — Borneo**

### THE CORRECT SCIENTIFIC NAME

In the spring of 1988, Koeniger *et al.* and Tingek *et al.* published data on the taxonomic status of a special honey bee from S.E. Asia as a true species which they determined as *Apis vechti* (Maa, 1953). But this was not the first description of this honey bee, very conspicuous by its reddish legs and hair, and by its size. Buttel-Reepen (1906) found several specimens of this kind in the Museum of Natural History in Berlin which were labelled as "Cameroon", and one as "N. Borneo". He dismissed the possibility as unlikely, and named this *cerana*-type honey bee "*Apis mellifica indica-koschevnikovi*" [in Buttel-Reepen's taxonomic system *A. indica* (= *A. cerana*) was taken as a subspecies of *A. mellifera*. The prefix "*indica*" was used by Buttel-Reepen to show the relationship

of his new form, but elsewhere in the same work he referred to it as *koschevnikovi*. There is no doubt but that *koschevnikovi* by itself is the name for this bee]. To him, the specimens at the Berlin Museum were evidence that *A. cerana* also occurs on the African continent.

About 50 years later (1953) Maa described a number of specimens of the "Red Bee", all collected in Borneo, in his taxonomic revision of the genus *Apis*. Maa considered the "Red Bee" to be a separate species and gave it a new name, *Apis vechti* (after the entomologist J. Van der Vecht then of the Bogor Museum, now Putten, The Netherlands). He even noticed a certain geographic variability sufficient to establish 2 subspecies ("*vechti*" and "*linda*"). Maa did not re-evaluate the specimens of the Berlin Museum and proposed retaining the name

"*A. koschevnikovi*" for the supposedly African "Red Bee".

The present situation is as follows :

1) "*Apis vechti*" is a true species: it differs from *A. cerana* in the endophallus (Tingek *et al.*, 1988) and time of drone flight (= reproductive isolation; Koeniger *et al.*, 1988). It is sympatric with *A. cerana indica*.

2) There is no evidence yet that a *cerana*-type honey bee exists on the African continent. Mislabelling of the specimens at the Berlin Museum is the most probable explanation for the present confusing situation. Consequently, 2 names are probably used for the same bee of the same area. After consulting Dr Charles Michener in this matter, we asked Dr Frank Koch, Museum für Naturkunde (Humboldt Universität, Berlin) to re-examine the specimens described by Buttell-Reepen in 1906 (which have miraculously survived the last 83 years) to confirm their *cerana*-type characters. The following criteria were used which discriminate best between *A. cerana* and *A. mellifera* :

- i) prolongation of radial vein of hind wing ("indica vein") — present;
- ii) tomentum on last tergite—present;
- iii) number of hamuli on hind wing — 17 to 19.

Thus there is no doubt that all of Buttell-Reepen's specimens are *cerana*-type and that they were not collected in Cameroon but most likely in Borneo. According to the rules of priority, the name "*A. vechti*" is redundant and the correct scientific name of the Red Honey bee has to be *Apis koschevnikovi* (Buttell-Reepen, 1906).

Here it should be noted that no type similar to the "Red Bee" is among the various honeybees collected by Wallace in North Borneo and described by Smith (1858; 1865); he lists *A. dorsata* and a variety of this species, *A. testacea*, *A. indica* with the variety *perrottetii* and *A. andreni-*

*formis*, all clearly different from *A. koschevnikovi*. These findings raise the question of the position of this species between the other 4 known recent *Apis* species.

## MATERIAL AND METHODS

For the morphometric analysis of the "Red Bee", two sets of data were used.

### Phenetic analysis including fossil honeybees

Characters of 12 individuals of *A. koschevnikovi* and 12 of *A. cerana indica*, both from the region of Tenom, Sabah, N. Borneo, were analysed together with data on individual honey bees as used in an earlier analysis (Ruttner *et al.*, 1986). The origin of these bees was the following :

- 1) *A. armbrusteri* — Schwäbische Alb, Upper Miocene, 10 specimens
- 2) *A. dorsata* — Pakistan, 10 specimens
- 3) *A. florea* — Pakistan, 10 specimens
- 4) *A. cerana cerana* — Afghanistan, 10 specimens
- 5) *A. mellifera* — Iran, 10 specimens.

The characters used were 16 wing venation angles; no characters of size were included. The multivariate statistical methods were factor and discriminant analyses (PCA, DA). Both methods gave basically identical results. Finally, ellipses of confidence were calculated (Cornuet, 1982).

### Taxonomic-morphometric analysis

In these analyses all 34 characters were used as in the standard method of honey bee morphometry (Ruttner *et al.*, 1978; Ruttner, 1988); not individual bees but the means of samples of 15–20 bees were taken as units. Five samples of *A. koschevnikovi* from N. Borneo and 1 sam-

ple from Sumatra were analysed together with samples of *A. cerana* of various origins and of tropical populations (Arabia, E. Africa) of *A. mellifera*.

Voucher specimens of *A. koschevnikovi* have been placed for permanent preservation in the Honeybee Taxonomy Collection of the Institut für Bienenkunde Oberursel, University of Frankfurt.

## RESULTS

### Phenetic analysis

As was to be expected, the positions of the clusters are identical with those of an earlier investigation of fossil and known recent species : the fossil *A. armbrusteri* and *A. dorsata* are represented as a common

cluster, with only slight differentiation of the 2 species (Figs. 1 and 2). *A. koschevnikovi* appears together with the 2 other cavity-nesting species as 3 separate clusters without overlapping, *A. cerana* in the centre and *A. mellifera* at the periphery. The cluster of *A. koschevnikovi* is found in direct contact with that of *A. cerana*, but distant from the *mellifera* cluster. The *cerana* samples from Borneo are at the centre of the general *cerana* cluster (Fig. 2B). In the graph showing the ellipses of confidence (95%, Fig. 2), the K cluster heavily overlaps the C cluster but not the M cluster.

### Taxonomic analysis

The samples of *A. cerana* are arranged in 2 separate groups (Fig. 3). While the popu-

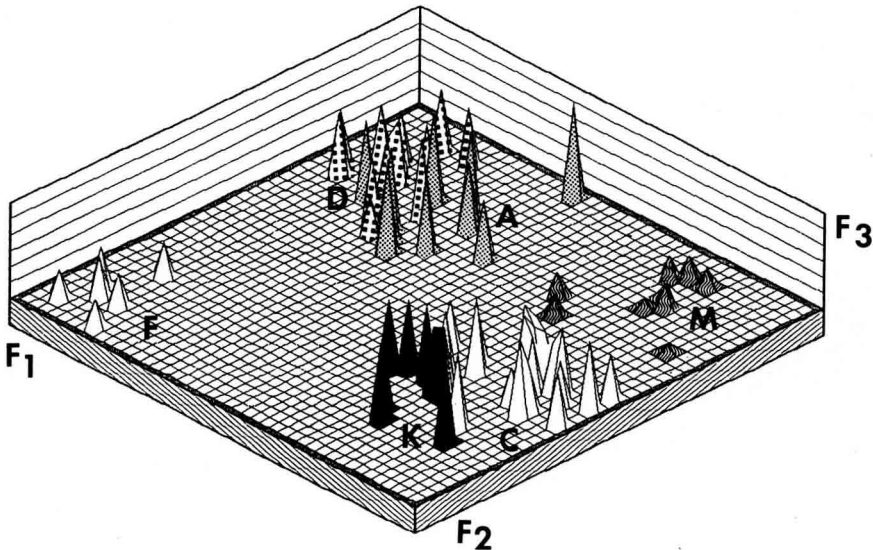
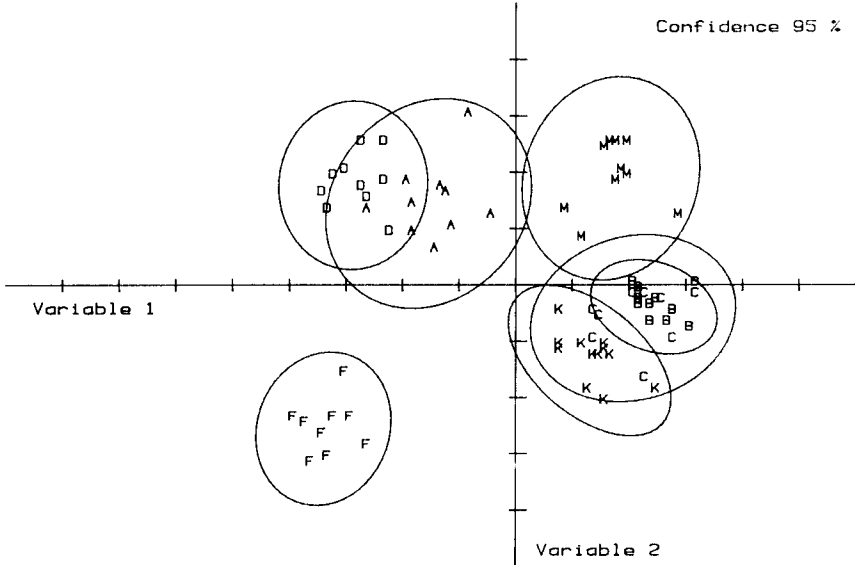
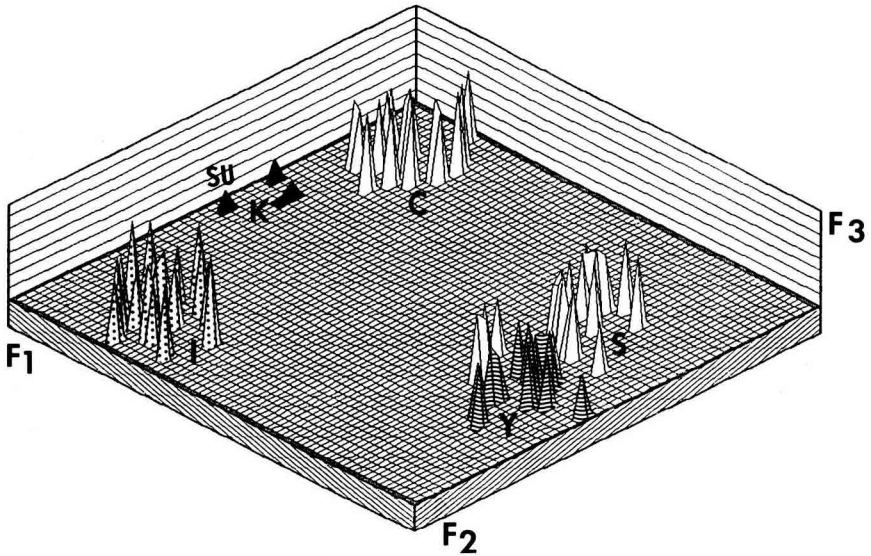


Fig. 1. Discriminant analysis of specimens of all known *Apis* species including fossils from the Miocene. Characters: 16 wing venation angles. 3D graph with the three first factors : A *A. armbrusteri*; C *A. cerana*; D *A. dorsata*; F *A. florea*; K *A. koschevnikovi*; M *A. mellifera*.



**Fig. 2.** Discriminant analysis as in Fig. 1 with ellipses of confidence (95%). Factors 1 and 2. **B** *A. cerana indica* from Borneo; other letters as in Fig. 1.



**Fig. 3.** Discriminant analysis of samples of: **C** *A. cerana cerana*; **I** *A.c. indica*; **K** *A. koschevnikovi*; **Y** *A. mellifera yemenitica*; **S** *A. m. scutellata*; **SU** sample of *A. koschevnikovi* from Sumatra.

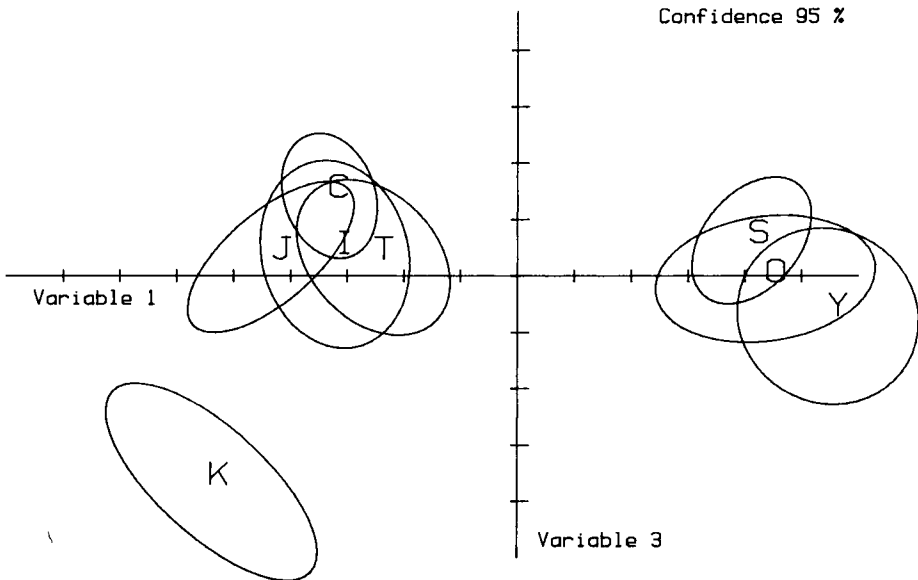
lations with small bees of the subspecies *A. cerana indica* from S. India, Sri Lanka, Thailand, Indonesia, etc. appear to the left, the samples of the large *A. cerana cerana* from Afghanistan, Pakistan, N. India, China, and those of *A. cerana japonica* are to the right. The clusters of the tropical *mellifera* populations are at great distance in the far right corner.

The cluster of the 5 *A. koschevnikovi* samples (15 bees each) from Borneo is found between these 2 groups (Fig. 3), close to that of *A. cerana cerana*, the closest samples being the populations from S.W. China (Yunnan, Fig. 3). When ellipses of confidence are calculated, *A. koschevnikovi* overlaps with *A. c. japonica* in the graph of factor 1/factor 2, but it is well separated in the graphs of factors 1/3 (Fig. 4). In this analysis (1/2) the distance of the *A. koschevnikovi* centroid to the centroid of *A. c. cerana* is less than the distance be-

tween the centroids of *A.c. cerana* and *A. c. indica*.

If the group *A. koschevnikovi*-*A. cerana* is analysed by itself, that is including exclusively samples of these 2 species, the *cerana* subspecies appear in one compact, only slightly subdivided cluster, while the *koschevnikovi* samples are found in a remote, compact aggregation (Fig. 5).

One sample (No. 991; 20 bees) from Sumatra, collected in 1978 by one of the authors (Koeniger) in Muaro near Solok, is separated from the *A. c. indica* cluster by a great distance, but very close to the *A. koschevnikovi* samples (Fig. 3). These honey bees show the same typical rufous color of legs and abdomen as *A. koschevnikovi*; their size is somewhat smaller than that of *A. koschevnikovi* from Borneo, but they are much larger than *indica* bees from Sumatra, and the cubital index and the index of st6 show the typical extreme values



**Fig. 4.** Discriminant analysis as in Fig. 3 (factors 1 and 3) with ellipses of confidence 95%. **C** *A. cerana* from China; **I, T** *A. cerana indica* from Indonesia and Thailand; **J** *A. cerana japonica*; **O, Y** *A. mellifera yemenitica* from Somalia and Yemen; **S** *A. m. scutellata*; **K** *A. koschevnikovi*.

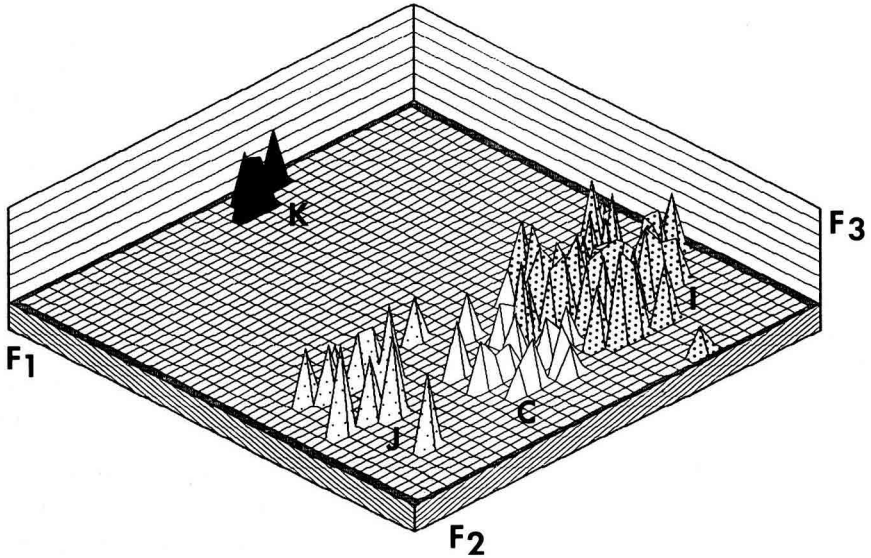


Fig. 5. Discriminant analysis of samples of *A. cerana* (right) and **K** *A. koschevnikovi*; **C** *A. c. cerana*; **I** *A. c. indica*; **J** *A. c. japonica*.

of *A. koschevnikovi*. The following data are arranged in the sequence *A. koschevnikovi* Borneo — sample 991 (Sumatra) — *A. c. indica* Sumatra (6 samples; in mm) : length of fore wing, 8.541–8.264–7.769; length of hind leg, 7.612–7.558–6.839; tergites 3 + 4, 3.987–3.886–3.535; index of sternite 6, 89.56–90.24–86.50; cubital index, 7.59–7.86–4.34. There is no doubt, therefore, that the sample from Sumatra belongs to the same taxonomic unit as the samples of *A. koschevnikovi* from Borneo.

## DISCUSSION

*Apis koschevnikovi* can be separated from all the other *Apis* species by quantitative characters (Figs. 1, 3, 5), but the level of confidence is low for discrimination from *A.*

*cerana* if very different, remote species are included such as the Miocene *A. armbrusteri*, a fossil honeybee which lived 12 million years ago (Fig. 2). But even in this case, almost no overlapping occurs with the ellipse of confidence (95%) of sympatric *A. c. indica* from Borneo. A good discrimination is obtained, however, if only the closely related cavity-nesting species *A. cerana* and *A. mellifera* are included in the analysis (Figs. 3, 4 and 5).

In *A. koschevnikovi*, only a few of the characters generally used in honey bee morphometrics are outside or at an extreme end of the known range of *A. cerana* (see Ruttner, 1988). *A. koschevnikovi* is very long-tongued (5.870 mm), slender (st6-l 89.6), with narrow tomenta (tom-l 0.389) and high CI (7.59). All the other characters, especially those of size, are well within the range of *cerana* populations of the temperate zone. The most conspicu-

ous character by which "this species can very easily be distinguished from any other honey bee species is the uniform rufous pattern" (Maa, 1953).

Evidently, the overlapping of the *A. koschevnikovi* and the *cerana* clusters is mainly due to characters of size. Axis 3 of a DA, which contains no characters of size (length of vertical bars in Fig. 3), clearly increases the distance *A. koschevnikovi* — *A. cerana*. Size in honey bees, however, is highly correlated to geographic latitude within the range of a species. Therefore it seems appropriate to introduce an additional parameter into the taxonomic analysis : geographic latitude. All the *Apis* species investigated so far (*mellifera*, *cerana*, *floreae*; Ruttner, 1988) clearly follow Bergmann's rule. A correlation coefficient of 0.7–0.9 was found for most characters of size and geographic latitude in *A. mellifera* (Ruttner, 1985). Therefore, a taxonomic distortion will result if equatorial populations are compared with those of higher

geographic latitudes. The samples of the "Red Bee" were collected in N. Borneo (Sabah) at 2° N latitude. The sympatric *A. cerana* subsp. *indica* is much smaller (Rinderer *et al.*, 1989), very much like the populations of Java, Sumatra, Sri Lanka and S. India. *A. koschevnikovi* compares in size with the *cerana* bees of the mountains of Yunnan (25°) and from Honan (near Tokyo, 36°, Table I). A similar gradation is found in *A. mellifera* (Ruttner, 1986); on this scale, *A. koschevnikovi* compares in size with the bees from Cameroon (4 °S) and Lamu (coast of Kenya, 2°N). Assuming the same scale of gradation, an *A. koschevnikovi* of the temperate zone would be of the size of *A. mellifera* (Table I). This, however, is a completely different scale of size variation than in *A. cerana*, thus furnishing another factor to distinguish this species.

The morphometric characters aside, various others can be listed to show the close relation of *A. koschevnikovi* to *A. ce-*

**Table I.** Measurements of size: means of samples from various geographic latitudes (in mm).

<i>Origin sample No.</i>	<i>Geogr. latitude</i>	<i>T3+4 length</i>	<i>Stern3 length</i>	<i>Fwing length</i>	<i>3d leg</i>
<i>a) A. mellifera</i>					
Cameroun no. 854	4°	3.972	2.420	8.267	7.386
Lamu (Kenya) no. 871	2°	3.950	2.539	8.429	7.430
Avignon, France, no. 402	40°	4.504	2.764	9.210	8.129
Shannon, Eire, no. 1454	53°	4.843	2.959	9.745	8.555
<i>b) A. cerana</i>					
Borneo, no. 1486	2°	3.379	2.104	7.504	6.459
Yunnan, no. 1371	25°	3.958	2.477	8.840	7.512
Tokyo, Japan, no. 945	36°	4.149	2.629	8.889	7.738
<i>c) A. koschevnikovi</i>					
Borneo (1)	2°	3.987	2.574	8.541	7.612

(1) : Mean of 5 samples.

*rana* : tomentum on the last tergite; "indica vein" of the hind wing; shape of endophallus; and pore in the capping of drone cells. It cannot be overlooked, however, that there are characters which indicate a certain affinity to *A. dorsata* which is frequently considered as an ancestral type in relation to the cavity-nesting species: size of a honeybee in S. Asia; slender abdomen; high cubital index; smokey tinge of wings. Methods of molecular biology might provide further evidence of the phylogenetic relationship among the honey bees of S. Asia.

As noted above, *A. koschevnikovi* is not restricted to Borneo. A sample in the Oberursel data bank, collected 10 years ago near Solok in Sumatra and listed as an isolated, "aberrant" type, clearly belongs to this species. The true area of distribution of the species has yet to be investigated. A certain conclusion can be made about the age of the species. The Indonesian Islands were separated from the continent only during the sea level rise in the post-pleistocenian period. The island population of *A. c. indica*, therefore, has not even reached the status of a subspecies (Ruttner, 1988). The separation of the two species *A. koschevnikovi* and *A. cerana* certainly occurred in a much earlier period.

## ACKNOWLEDGMENTS

We wish to thank Dr Frank Koch, Museum für Naturkunde der Humboldt-Universität Berlin, Dr Christopher O'Toole, The University Museum Oxford, and Professor Charles Michener, Snow Entomological Museum, Lawrence, Kansas, USA; for their kind and helpful cooperation in the process of clarifying the confusing nomenclature of the "Red Bee". Agnes Mohr, Oberursel, was as reliable as ever in taking all the measurements and adapting the figures. E.

Hüttinger and Dr. R. Keller assisted in computing the graphs.

## Résumé — La position de l'abeille rouge, *Apis koschevnikovi* (Buttel-Reepen 1906) au sein du genre *Apis*.

Depuis qu'il existe une science de l'abeille, des centaines d'espèces ont été décrites mais seules 4 espèces ont acquis une valeur durable. Aussi cela fit-il du bruit lorsqu'en 1988 Koeniger *et al.* et Tingek *et al.* montrèrent dans deux courtes notes qu'il existait à Bornéo une autre espèce nidifiant dans les cavités, remarquable par sa couleur rouge cuivre et identifiée comme espèce propre en raison de la forme de l'endophallus et d'un décalage dans la période de vol des mâles empêchant le croisement : *Apis vechti* (Maa, 1953). Mais, entretemps des recherches ont montré que la même abeille avait vraisemblablement déjà été décrite en 1906 par l'entomologiste berlinois H. von Buttel-Reepen sous le nom d'*A. indica koschevnikovi*, d'après des exemplaires de musée dont l'origine était marquée parfois "Cameroun" parfois «Bornéo». Le préfixe «indica» (aujourd'hui synonyme de *cerana*) devait indiquer la ressemblance avec l'abeille orientale. Puisqu'aujourd'hui on sait précisément qu'*A. cerana* est absente d'Afrique, il faut admettre une erreur dans l'étiquetage, dans le cas où les abeilles présentent réellement des caractéristiques *cerana*. Grâce à l'amicale collaboration du Dr Frank Koch, du Museum d'Histoire Naturelle de l'Université Humboldt à Berlin, on a pu apporter la preuve sur des exemplaires conservés intégralement, qu'ils ne provenaient assurément pas d'Afrique mais du sud-est asiatique. Selon la règle de priorité leur nom d'origine *A. koschevnikovi* doit être conservé.

Pour l'analyse morphologique de la nouvelle abeille, on disposait de 5 échantillons

de 20 abeilles chacun récoltés dans le Nord de Bornéo (Sabah). Un autre échantillon de Sumatra, déjà présent dans la collection d'Oberursel, a pu être déterminé plus tard comme "Abeille rouge". Les échantillons de comparaison provenaient de la même collection.

Pour déterminer la place d'*A. koschevnikovi* au sein du genre *Apis*, on a d'abord fait une analyse discriminante (limitée aux caractéristiques de l'aile) sur toutes les espèces connues d'*Apis*, y compris *A. armbrusteri* vieille de 12 millions d'années (Fig. 1). Les exemplaires de l'Abeille rouge se trouvent dans un groupe individualisé, étroitement appuyé contre *A. cerana* mais très éloigné d'*A. mellifica*. Si l'on calcule les ellipses de confiance à 95%, celles d'*A. koschevnikovi* et d'*A. cerana* se recouvrent fortement (Fig. 2).

Si l'on analyse seules les 3 espèces d'*Apis* qui nidifient dans des cavités, les échantillons d'*A. koschevnikovi* sont situés entre les formes grandes (*A. c. cerana*) et les formes petites (*A. c. indica*) d'*A. cerana*, bien loin des races tropicales d'*A. mellifica* (Fig. 3). Les ellipses de confiance à 95% ne montrent aucun recouvrement (Fig. 4). Si finalement on teste seule l'Abeille rouge contre *A. cerana* avec toutes ses races, une délimitation très nette apparaît (Fig. 5).

*A. koschevnikovi* est nettement plus grande que la population locale d'*A. c. cerana*; sa taille correspond à peu près à celle des races d'*A. mellifica* de la même latitude (Tableau I). Puisque chez toutes les espèces d'abeilles la taille augmente du sud au nord, on peut admettre qu'*A. koschevnikovi* montrerait la même ampleur de variation de la taille qu'*A. mellifica* si elle avait réussi à pénétrer dans la zone tempérée.

**Zusammenfassung — Die Stellung der Roten Biene, *Apis koschevnikovi* (Buttel-Reepen 1906) in der Gattung *Apis*.**

Seit es eine Wissenschaft von der Honigbiene gibt, wurden hunderte von Bienenarten beschrieben, aber nur vier Arten hatten bisher dauernde Gültigkeit. Darum erregte es umso größeres Aufsehen, als 1988 Koeniger u. Mitarb. und Tingek u. Mitarb. in zwei kurzen Arbeiten zeigen konnten, daß es in Borneo eine weitere, höhlenbrütende Art gibt, auffällig durch ihre kupferrote Körperfarbe und als eigene Spezies ausgewiesen durch eine andere Form des männlichen Begattungsschlauches sowie durch eine Verschiebung der Drohnenflugzeit als Kreuzungshemnis: *Apis vechti* (Maa, 1953). Inzwischen angestellte Nachforschungen haben aber ergeben, daß vermutlich dieselbe Bienenart schon 1906 von dem Berliner Entomologen H. v. Buttel-Reepen an Hand von Museumsexemplaren, deren Herkunft z. T. als "Kamerun", z.T. als "Borneo" angegeben war, unter dem Namen *A. indica-koschevnikovi* beschrieben worden war. Der Zuname "*indica*" (heute gleichbedeutend mit *A. cerana*) sollte auf die Ähnlichkeit mit der Östlichen Honigbiene hinweisen. Da man heute genau weiß, daß in Afrika *A. cerana* nicht vorkommt, ist ein Irrtum in der Etikettierung anzunehmen, falls diese Bienen tatsächlich *cerana*-Merkmale aufweisen. Dank der freundlichen Mitarbeit von Dr. Frank Koch, Naturkundliches Museum der Humboldt-Universität Berlin, konnte dieser Nachweis an den vollständig erhaltenen Exemplaren geführt werden, die somit sicherlich nicht aus Afrika, sondern aus SO Asien stammen und nach der Prioritätsregel ihren ursprünglichen Namen *A. koschevnikovi* behalten müssen.

Zur morphometrischen Analyse der neuen Art standen 5 in Nordborneo (Sabah) gesammelte Proben zu je 15 Bienen zur Verfügung. Eine weitere Probe aus Sumatra, die schon in der Sammlung Oberursel vorhanden war, konnte später ebenfalls als "Rote Biene" bestimmt werden. Die Vergleichsproben stammten ebenfalls aus dieser Sammlung.

Um die Stellung von *A. koschevnikovi* innerhalb der Gattung *Apis* zu bestimmen, wurde zunächst eine Diskriminanz-Analyse (beschränkt auf Flügelmerkmale mit sämtlichen bekannten *Apis*-Arten, also mit Einschluß der 12 Millionen Jahre alten *A. armbrusteri* aus dem Randecker Mar durchgeführt (Abb. 1). Die Exemplare der Roten Biene sind in einer geschlossenen Gruppe zu finden, eng angelehnt an *A. cerana*, aber weit entfernt von *A. mellifera*. Berechnet man den Vertrauensbereich der statistischen Abgrenzung bei 95%, so ergibt sich eine starke Überlappung der Konfidenzellipsen von *A. koschevnikovi* und *A. cerana* (Abb. 2).

Werden die drei höhlenbrütenden *Apis*-Arten für sich analysiert, so liegen die Proben von *A. koschevnikovi* zwischen den großen (*A. c. cerana*) und den kleinen Formen (*A. c. indica*) von *A. cerana*, weit entfernt von tropischen Rassen von *A. mellifera* (Abb. 3). Die Konfidenzellipsen von 95% zeigen keine Überlappung (Abb. 4). Wird schließlich die Rote Biene gegenüber *A. cerana* mit all ihren Rassen allein getestet, so ergibt sich eine sehr klare Abgrenzung (Abb. 5).

*A. koschevnikovi* ist ganz wesentlich größer als die lokale Population von *A. cerana indica*; sie entspricht in ihrer Größe etwa den Rassen von *A. mellifera* aus derselben geographischen Breite (Tab. I). Da bei allen Bienenarten die Formen von Süden nach Norden zu größer werden, kann man annehmen, daß *A. koschevnikovi* dieselbe Größen-Variationsbreite wie *A. mellifera* hätte, falls es ihr gelungen wäre, in die gemäßigte Zone vorzudringen.

## REFERENCES

- Buttel-Reepen H. (1906) *Apistica*. Beiträge zur Systematik, Biologie, sowie zur geschichtlichen und geographischen Verbreitung der Honigbiene (*Apis mellifica* L.), ihrer Varietäten und der übrigen *Apis*-Arten. *Veröff. Zool. Museum Berlin* 117-201
- Cornuet J.M. (1982) Représentation graphique de populations multinormales par des ellipses de confiance. *Apidologie* 13, 15-20
- Koeniger N., Koeniger G., Tingek S., Mardan M. & Rinderer T.E. (1988) Reproductive isolation by different time of drone flight between *Apis cerana* Fabricius 1793 and *Apis vechti* Maa 1953. *Apidologie* 19, 103-106
- Maa T.C. (1953) An inquiry into the systematics of the tribus *Apidini* or honeybees (*Hymenoptera*). *Treubia* 21, 525-640
- Rinderer T.E., Koeniger N., Tingek S., Mardan M. & Koeniger G. (1989) A morphological comparison of the cavity dwelling honey bees of Borneo, *Apis koschevnikovi* (Buttel-Reepen, 1906) and *Apis cerana* (Fabricius 1793). *Apidologie* 20, 405-411
- Ruttner F. (1985) Graded geographic variability in honeybees and environment. *Pszcz. Zesz. Nauk* 29, 81-92
- Ruttner F. (1988) *Biogeography and Taxonomy of Honeybees*. Springer Verlag, Heidelberg
- Ruttner F., Tassencourt L. & Louveaux J. (1978) Biometrical-statistical analysis of the geographic variability of *Apis mellifera*. *Apidologie* 9, 363-381
- Ruttner F., Wilson R., Snelling G., Vorwohl G. & Kauhausen D. (1986) The evolution of the honeybee wing venation. *Apidologie* 17, 349
- Smith F. (1858) Catalogue of the Hymenopterous insects collected at Sarawak, Borneo, Mount Ophir, Malacca, and at Singapore, by A.R. Wallace. *J. Proc. Linn. Soc. London Zool.* 2, 42-130
- Smith F. (1865) On the species and varieties of the honey-bee belonging to the genus *Apis*. *Ann. Mag. nat. Hist. London* 15, 372-380
- Tingek S., Mardan M., Rinderer T.E., Koeniger N. & Koeniger G. (1988) Rediscovery of *Apis vechti* (Maa: 1953): the Saban honey bee. *Apidologie* 19, 97-102