



HAL
open science

Influence of several tree traits on rainfall partitioning in temperate and boreal forests: a review

Stéphane Barbier, Philippe Balandier, Frédéric Gosselin

► To cite this version:

Stéphane Barbier, Philippe Balandier, Frédéric Gosselin. Influence of several tree traits on rainfall partitioning in temperate and boreal forests: a review. *Annals of Forest Science*, 2009, 66 (6), 602p1-11. 10.1051/forest/2009041 . hal-00883514

HAL Id: hal-00883514

<https://hal.science/hal-00883514>

Submitted on 11 May 2020

HAL is a multi-disciplinary open access archive for the deposit and dissemination of scientific research documents, whether they are published or not. The documents may come from teaching and research institutions in France or abroad, or from public or private research centers.

L'archive ouverte pluridisciplinaire **HAL**, est destinée au dépôt et à la diffusion de documents scientifiques de niveau recherche, publiés ou non, émanant des établissements d'enseignement et de recherche français ou étrangers, des laboratoires publics ou privés.

Copyright

Influence of several tree traits on rainfall partitioning in temperate and boreal forests: a review

Stéphane BARBIER^{1,3}, Philippe BALANDIER^{1,2}, Frédéric GOSSELIN^{1*}

¹ Cemagref, UR EFNO, Domaine des Barres, 45290 Nogent-sur-Vernisson, France

² INRA, UMR 547 PIAF, 63100 Clermont-Ferrand, France

³ INRA, US InfoSol, 2613 avenue de la Pomme de Pin, Ardon 45166 Olivet, France

(Received 5 November 2008; accepted 23 February 2009)

Keywords:

water /
tree traits /
stemflow /
throughfall /
interception

Mots-clés :

eau /
traits des arbres /
écoulement /
égouttement /
interception

Abstract

- In forests, rainfall is partitioned into intercepted water (IW), throughfall (TF) and stemflow (SF). We reviewed the majority of published works comparing water flows among tree species in temperate and boreal forests to test the effect of several tree traits on water flows.
- We hypothesized that water flows differed between evergreen and deciduous species, and according to successional status and bark roughness. We also investigated that water flows would be explained by stand variables such as basal area.
- Linear mixed models fitted on reviewed data showed that evergreens had a lower TF than deciduous trees (decrease of 13.9% of total precipitation year-round and 8.4% over the growing period). Similar results were found for conifers compared to broadleaves. TF also declined with the successional status from pioneer to late-successional tree species. SF decreased with bark roughness from smoother to rougher bark. Evergreens had water flows that were dependent on age of the stand, especially for TF which increased by 15.6% of total precipitation from young to adult forests.
- The large scale of TF differences between tree genera together with specific transpiration amounts and rooting features highlighted in other studies should result in significant differences in soil water content among tree species. This may have consequences on stand fitness and growth, and understory vegetation.

Résumé – Effet de quelques traits des arbres sur la répartition des eaux de pluie en forêts tempérées et boréales – synthèse bibliographique.

- En forêt, l'eau de pluie se fractionne en eau interceptée (IW), égouttements (TF) et écoulements le long des troncs (SF). Nous analysons les publications comparant les flux d'eau selon les essences d'arbres, pour les forêts tempérées et boréales, et nous testons l'effet de quelques traits des arbres sur ces flux d'eau.
- Nous faisons l'hypothèse que les flux d'eau diffèrent entre les essences à feuilles persistantes et les essences à feuilles caduques, et diffèrent selon le statut successional de l'essence et la rugosité de son écorce. Nous testons aussi l'effet de variables du peuplement telles que sa surface terrière.
- L'analyse des données (par modèle linéaire à effets mixtes) montre que les essences à feuilles persistantes ont des égouttements (TF) plus faibles que les essences à feuilles caduques (diminution de 13,9 % des précipitations totales en moyenne sur toute l'année et de 8,4 % pour la période estivale). Les résultats sont similaires en comparant les conifères au feuillus. Les égouttements diminuent aussi avec le stade successional de l'essence, des pionnières vers les dryades. Les écoulements (SF) diminuent nettement avec la rugosité de l'écorce, des plus lisses vers les plus rugueuses. Les essences à feuilles persistantes ont des flux d'eau qui dépendent de l'âge du peuplement : les égouttements augmentent de 15,6 % des précipitations totales en passant des jeunes forêts aux forêts adultes.
- L'amplitude des différences d'égouttements entre essences que nous avons observée, conjointement avec les différences spécifiques de transpiration et de caractéristiques du système racinaire mentionnées dans la littérature, induisent probablement des différences de contenu en eau du sol entre les essences forestières. Cela peut avoir des conséquences sur la santé et la croissance des peuplements, et sur la végétation des strates inférieures.

* Corresponding author: frederic.gosselin@cemagref.fr

1. INTRODUCTION

Rainwater falling onto the forest canopy is partitioned into three fractions: (i) throughfall – TF – defined as water that reaches the soil either directly through canopy gaps or indirectly after running off the canopy; (ii) stemflow – SF – defined as water running down the trunk and into the soil; and (iii) intercepted water – IW – defined as water that collects in the crown but is re-evaporated or absorbed by leaves (e.g. Breshears et al., 2008) before it can reach the soil.

The distinction between these different kinds of water flows is ecologically important at tree scale (Levia and Frost, 2003): TF accounts for the majority of net rainfall at the forest floor while SF is a spatially-localized input of water (and solutes) at the tree stem base. These differences in water flows can affect overall soil water content as well as in-soil water distribution, with tree-specific transpiration and rooting architecture contributing to the effects. Besides the importance of soil water availability for tree survival and growth, soil water content also affects numerous biological or physical components of the ecosystem, including soil biology and fauna, understory vegetation, and microclimate. It is therefore important to know how water flows differ among trees with different traits. Our initial aim was to compare TF, SF and IW between tree species, as tree species is a major forest characteristic and is known to affect resource levels, especially light availability but also the less-studied water availability (Barbier et al., 2008). However, the fact that there was insufficient data to perform between-species water flow comparisons prompted us to study more synthetic tree traits: (1) evergreenness, which could be a determinant factor for waterflows (Aussenac and Boulangeat, 1980); (2) successional status, which has already been discussed as a factor of IW (Aussenac and Boulangeat, 1980) but not yet tested; (3) bark roughness, which has also been discussed as a factor of SF (e.g. Aboal et al., 1999; Levia and Herwitz, 2005) but not yet been analyzed. We also tested and compared stand characteristics such as age or basal area, which are important factors of forest structure and canopy cover liable to affect water flows (Barbier et al., 2008). The widespread lack of literature data kept us limited to these tree traits, and other variables such as leaf area index could not be tested.

Previous studies have focused on the relative importance of IW, SF and TF volumes, but most reports only compared a few tree species or genera. Species/genera-based reviews have been published to facilitate tree species comparisons, but they are either incomplete (Aussenac, 1970; Forgeard et al., 1980; Wei et al., 2005) or were not performed in temperate or boreal forests (Llorens and Domingo, 2007). Parker (1983) did conduct a large review of tree species effects, but focussed on TF chemistry. Here, we reviewed 28 papers with the objective of quantitatively determining the effects of certain tree traits (evergreenness, successional status and bark features) or of tree genera on rainfall partitioning in temperate and boreal forests.

2. MATERIALS AND METHODS

2.1. Literature reviewed

We reviewed 28 papers comparing TF, SF and/or IW in at least two tree species to better estimate site or study effects. Data were restricted to the forests of the boreal and temperate biogeographical zones, i.e. to latitudes higher than approximately 30°. Boreal climate is characterized by mean temperatures ranging between –10 and –50 °C for the coldest months and 10 °C or more over the 1–3 months of summer. The generally low mean annual rainfall peaks at 1 300 mm but decreases with decreasing annual mean temperature down to 300 mm. Temperate climate is characterized by mean temperatures ranging between –5 and +5 °C for the coldest months and +15 to +20 °C for the warmest months. Annual rainfalls range from approximately 600 mm in Europe to 2 500 mm on the Pacific West coast of North America (Lacoste and Salanon, 1991). To avoid the effects of excessively strong variation in canopy cover, we excluded very young forests (defined arbitrarily as forest aged less than 20 years old). As water flows are highly dependent on rainfall characteristics (e.g. Toba and Ohta, 2005), tree trait effects on water partitioning may be distorted when distant stands subjected to different precipitation regimes are compared. We therefore excluded experiments comparing tree species in stands located more than 50 km apart, which is the lowest limit at which rainfall amounts can be considered independent in Europe (Onof and Wheeler, 1996; Vanitsem and Naveau, 2007). Since two papers (Cape et al., 1991; Houdijk and Roelofs, 1991) compared different groups of more than two species in sites located more than 50 km apart, we considered each site as an independent study. The final data analysis therefore included a total of 31 studies. All except Robins (1974) included TF values while only 20 papers included SF and IW values. The data are compiled in Table A (supplemental data available online only at www.afs-journal.org).

2.2. Waterflow metrics

In the selected papers, TF was measured by rain gauges either systematically or randomly distributed under tree cover at between 0 and 2 m above ground level; a gauge in an adjacent open area (or, exceptionally, above the canopy) allowed to deduce TF percent of total rainfall. Total receptive surface varied strongly among studies depending on gauge number and surface area covered, ranging from 150 cm² (Houdijk and Roelofs, 1991) to 10 m² (Leyton et al., 1967). SF was measured using a rubber collar around the trunk in at least one turn at breast height. Two different methods were used to transform the volume measured per tree into SF percent of rainfall in the stand: either (i) measuring SF on representative trees (often 5 or 6, sometimes 14 or 26) and using stem density in the stand (e.g. Aussenac, 1968) or (ii) measuring SF under several trees (often only 2 or 3) and using crown projection area to deduce a mean surface area per tree and then a stem density based on this reduced area (e.g. Courchesne and Hendershot, 1988). Authors generally calculated IW using the formula $IW = P - (TF + SF)$ where P is the total rainfall. Since two authors calculated IW without considering SF (using the simple formula $IW = P - TF$), we excluded their IW values. When values were available for TF and SF but not IW, we calculated IW ourselves using the first formula: $IW = P - (TF + SF)$.

Other co-variables such as stand density, basal area, tree height or age were also recorded when available. However, we were unable to fully control leaf area index (LAI) as this variable was rarely given

Table I. Successional status and bark roughness of a selection of tree species from boreal and temperate forests.

Tree species	Successional status	Bark roughness (adult trees)
<i>Betula papyrifera</i> Marsh.	Pioneer	Furrowed/fissured
<i>Betula pendula</i> Roth.	Pioneer	Furrowed/fissured
<i>Betula</i> sp.	Pioneer	
<i>Populus grandidentata</i> Michaux	Pioneer	Furrowed/fissured
<i>Populus</i> sp.	Pioneer	
<i>Acer platanoides</i> L.	Post-Pioneer	
<i>Alnus glutinosa</i> (L.) Gaertn.	Post-Pioneer	Scaly
<i>Carpinus betulus</i> L.	Post-Pioneer	
<i>Larix cajanderi</i> Mayr.	Post-Pioneer	Furrowed/fissured
<i>Larix decidua</i> L.	Post-Pioneer	Scaly
<i>Larix laricina</i> (Du Roi) K. Koch	Post-Pioneer	Furrowed/fissured
<i>Larix x eurolepis</i> Henry	Post-Pioneer	Scaly
<i>Pinus contorta</i> Dougl. Ex Loud. var. <i>murrayana</i> (Balf.) Engelm.	Post-Pioneer	
<i>Pinus nigra</i> Arn.	Post-Pioneer	Scaly
<i>Pinus nigra</i> Arn. var. <i>laricio</i>	Post-Pioneer	
<i>Pinus resinosa</i> Ait.	Post-Pioneer	Scaly
<i>Pinus strobus</i> L.	Post-Pioneer	Furrowed/fissured
<i>Pinus sylvestris</i> L.	Post-Pioneer	Scaly
<i>Pinus taeda</i> L.	Post-Pioneer	
<i>Quercus petraea</i> (Matt.) Lieb.	Post-Pioneer	Scaly
<i>Quercus robur</i> L.	Post-Pioneer	
<i>Quercus rubra</i> L.	Post-Pioneer	Furrowed/fissured
<i>Tilia cordata</i> Mill.	Post-Pioneer	
<i>Abies balsamea</i> (L.) Mill.	Late-successional	Furrowed/fissured
<i>Abies grandis</i> (Dougl.) Lindl.	Late-successional	Furrowed/fissured
<i>Acer saccharum</i> Marsh.	Late-successional	Furrowed/fissured
<i>Chamaecyparis lawsoniana</i> (Murr.) Parl.	Late-successional	Furrowed/fissured
<i>Fagus grandifolia</i> Ehrh.	Late-successional	smooth
<i>Fagus sylvatica</i> L.	Late-successional	smooth
<i>Nothofagus obliqua</i> (Mirb.) Blume	Late-successional	
<i>Picea abies</i> (L.) Karst	Late-successional	Scaly
<i>Picea glauca</i> (Moench) Voss	Late-successional	Scaly
<i>Picea mariana</i> (Mill.) B. S. P.	Late-successional	
<i>Picea omorika</i> (Pancic) Purkyně	Late-successional	Scaly
<i>Picea rubens</i> Sarg.	Late-successional	Scaly
<i>Picea sitchensis</i> (Bong.) Carr	Late-successional	Furrowed/fissured
<i>Pseudotsuga menziesii</i> (Mirb) Franco	Late-successional	Scaly
<i>Thuja occidentalis</i> L.	Late-successional	Scaly
<i>Thuja plicata</i> Donn ex D. Don	Late-successional	Scaly
<i>Tsuga canadensis</i> (L.) Carr.	Late-successional	Furrowed/fissured
<i>Tsuga heterophylla</i> (Raf.) Sarg.	Late-successional	Furrowed/fissured

in the papers reviewed. We discarded the basal area values of the Crathes site reported in Cape et al. (1991) due to their very high (50, 95 and 125 m² ha⁻¹) apparently outlier values (Tab. A).

2.3. Hypotheses tested

Using these data, we tested three a priori hypotheses. Our first hypothesis concerned the two tree traits most often considered as associated with rainfall partitioning: evergreen versus deciduous trees (“evergreenness”) and coniferous versus broadleaved trees (“coniferousness”). Among the coniferous species, *Larix* sp. was the only deciduous genus, and among broadleaves there was no evergreen species, making it difficult to compare these two traits (evergreenness versus coniferousness) and impossible to study their interaction. We therefore chose to retain only the following evergreenness hypothesis:

(H1) evergreens intercept more water and have lower TF than deciduous trees (as observed by Aussenac and Boulangeat (1980) and Helliwell (1982), and by Keim et al. (2006) for the conifers versus broadleaves opposition); SF differs among these groups (no a priori hypothesis concerning which side the difference lies).

The other two a priori hypotheses concerned the effect of successional status on TF and IW and the effect of bark roughness on SF:

(H2) TF decreases and IW increases from pioneer through post-pioneer to late-successional species. Successional status (pioneer = -1, post-pioneer = 0 and late-successional = 1) was assigned according to Rameau et al. (1989) and using unpublished data (Tab. I).

(H3) SF varies with bark roughness (smooth, furrowed/fissured, or scaly). A bark roughness level (smooth, furrowed/fissured, and scaly bark) was assigned to adult trees based on data from the

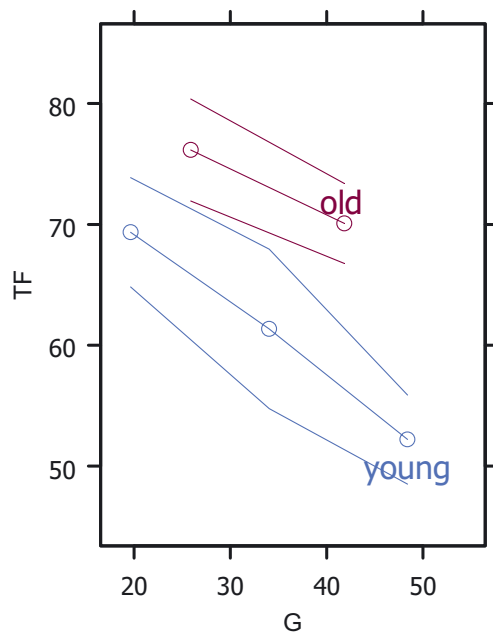


Figure 1. Relationship between throughfall (TF, % of total precipitation) and basal area (G , in $\text{m}^2 \text{ha}^{-1}$) according to stand age (young: 20 to 50 years old; old: more than 50 years old). Points are grouped by intervals of 15 successive G values, and the y -axis presents percentiles of the TF values of these groups based on a normal approximation (median and 95% confidence interval, cf. Harrell, 2001), placed at the median group values for G on the x -axis. Point grouping was performed to render the plot more readable (Harrell, 2001).

eFloras database (2008), H elardot (2008) and Rameau et al. (1989) (Tab. 1).

2.4. Genera comparisons

We also compared tree genera. Since few genera had enough data to be analyzed, we only kept the genera with more than 10 values for the precipitation fraction studied. Thus, we compared TF, SF and IW in four genera (*Fagus*, *Pseudotsuga*, *Picea* and *Pinus*). *Pseudotsuga* genus was represented by only one species, i.e. *P. menziesii*. We compared each genus to the mean of the others without any specific a priori hypothesis.

Analyses were provided on measurements conducted either throughout the year or only during the growing period, i.e. 2 to 6 months between April, May or June and June, July, August, September or October, the most common period being June to September.

2.5. Generation of new hypotheses and confrontation of hypotheses through model comparisons

Having formulated the above a priori hypotheses, we also analyzed the data to generate new hypotheses and confront models or hypotheses through model comparison techniques (cf. Sect. 2.6).

We first tested whether there was an effect of stand basal area, density or height – when documented – on TF, SF and IW (we could not test a potential effect of LAI due to the lack of papers reporting

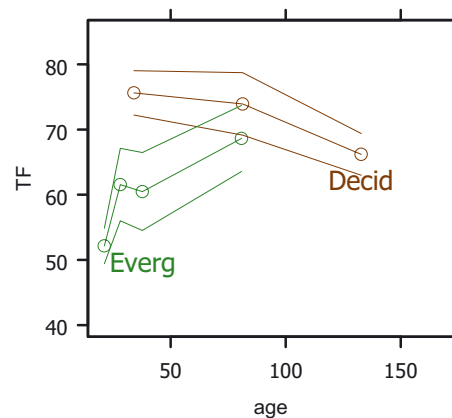


Figure 2. Relationship between throughfall (TF, % of total precipitation) and age (in years) for deciduous (“Decid”) and evergreen (“Everg”) tree species. Points are grouped by intervals of 15 successive age values, and the y -axis presents percentiles of the TF values of these groups based on a normal approximation (median and 95% confidence interval, cf. Harrell, 2001), placed at the median group values for age on the x -axis.

LAI values) by fitting models incorporating one of these covariates at a time.

Second, based on data inspection (cf. Sect. 3.3), we fitted the following alternative models on TF, SF and IW data for both the full dataset and the stands over 50 years old:

- (1) A model that included a semi-continuous age covariate (minimum between stand age and age 50 years old, based on data inspection and model tests) as well as one of our stand-level covariates (basal area, height or density). This model is termed “Age2+Basal area” when referring to a Basal area covariate.
- (2) A model that incorporated the interaction between evergreenness and stand age (cf. Fig. 2). This model is termed “Evergreen×Age”.
- (3) A model that incorporated the interaction between evergreenness and one of the stand-level covariates (cf. Fig. 3). This model is termed “Evergreen×Basal area” when referring to a Basal area covariate.

Each above set of TF, SF and IW models was compared to models involving the Evergreenness×Season interaction – called “Evergreen×Season” models – and null models (no covariate) with the AICc information criterion (Burnham and Anderson, 2002). The effects in the best models were not tested for significance as they were based on a posteriori hypotheses.

Third, for each water volume, we cross-compared the models associated with our above a priori hypotheses to get an indication of which was the better model of water flow variations.

2.6. Statistical analyses

Standard deviations and/or number of measurements were stated in less than half of the studies reviewed. We therefore decided not to analyze these data using classical meta-analysis techniques (Gurevitch and Hedges, 2001), but instead to use simple linear mixed-effect models (the “lme” function in S-Plus 6.2). Random effects

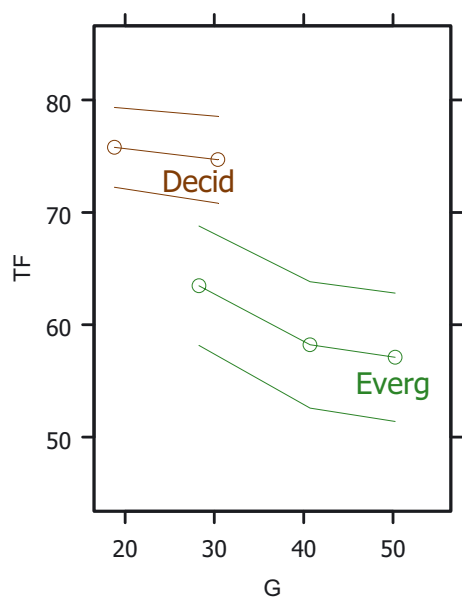


Figure 3. Relationship between throughfall (TF, % of total precipitation) and basal area (G , in $\text{m}^2 \text{ha}^{-1}$) for deciduous (“Decid”) and evergreen (“Everg”) tree species. Points are grouped by intervals of 15 successive G values, and the y -axis presents percentiles of the TF values of these groups based on a normal approximation (median and 95% confidence interval, cf. Harrell, 2001), placed at the median group values for G on the x -axis.

were either the study identity (following Schmid and Brown, 2000) when comparing tree genera, or crossed random effects mixing study identity and tree species when comparing tree groups (all the other models). The in-model fixed effects were the effects specified in Sections 2.3 and 2.4. For the analysis of TF and IW (respectively SF) data, we used the inverse of the number of gauges (respectively the inverse of the number of tree trunk datasets) in the stand as a covariate of the residual variance, as this kind of heteroscedastic shape is expected from the central limit theorem.

We used a multiple comparisons procedure based on the estimates extracted from the linear mixed-effect model. The “multiple” comparisons run to test hypotheses H1 through H3 in fact involved only one comparison. The number of tree species in the model minus the number of fixed effects estimated gave the number of degrees of freedom. This number was lower than the number generated by the “lme” function, and thus gave a more conservative test. Tukey’s studentized range distribution was used to calculate significance intervals. Results are given in the body of the text as follows: mean of the estimate (level of significance). The estimate was often the difference between the estimates of two categories (e.g. evergreens and deciduous). Percentages (%) indicate percentage of total precipitation – not percent reduction of one estimate with respect to the other. Statistical significance was summarized as the interval spanning the p -value: $p < 0.001$, $p < 0.01$ when $0.001 \leq p < 0.01$, and $p < 0.05$ when $0.01 \leq p < 0.05$. For greater simplicity, the number of degrees of freedom associated with each test are not given.

The relative quality of several models was compared using the modified Akaike Information Criterion – AICc – which is similar to the Akaike Information Criterion (AIC) but corrected to remove small sample biases (Burnham and Anderson, 2002). The smaller the AICc,

the better the model. Contrary to likelihood-ratio tests, Information Criteria allow to compare models that are not nested one into the other.

3. RESULTS

3.1. Test of the a priori hypotheses

As expected in H1 (evergreenness hypothesis), evergreens let pass a lower quantity of water by TF and intercepted a higher quantity of rainfall than deciduous trees in both growing period and whole-year datasets (Tab. II). For whole-year data, TF was 13.9% lower (as a proportion of total rainfall, $p < 0.001$) and IW was 12.9% higher ($p < 0.001$) for evergreens than for deciduous species. The differences were less marked but remained significant for growing period data: 8.4% lower for TF ($p < 0.001$) and 9.4% higher for IW ($p < 0.001$). SF differences were not significant between evergreens and deciduous trees for growing period data but were significantly lower for conifers than for broadleaves (–4.1%; $p < 0.05$). Mean waterflow values for these groups are pooled in Table II.

As speculated in hypothesis H2 (successional hypothesis), TF decreased by 8.8% with each successional group ($p < 0.001$), from pioneer to late-successional species. IW followed virtually the exact opposite trend (+8.0%; $p < 0.001$), while SF did not significantly differ along this successional gradient.

In agreement with hypothesis H3 (bark roughness hypothesis), there were significant differences in SF values according to species-specific bark roughness. SF decreased for species with smooth bark to species with rougher bark (–3.7% for each group; $p < 0.01$).

We compared the models with the single effects related to successional status, evergreenness or coniferousness. The results for both TF and IW highlighted a clear preference for the evergreenness model, which gave at least 7 AICc units less than the other models.

3.2. Tree genera comparisons

Comparisons of the tree genera that were adequately documented (i.e. *Fagus*, *Pseudotsuga*, *Picea* and *Pinus*, Tab. III) across all the seasons highlighted the following differences:

- *Fagus* sp. let pass a higher volume of water by TF (+12.2% of total precipitations; $p < 0.001$) than the mean of the other three genera; the reverse was true for *Pseudotsuga* sp. (–18.4%; $p < 0.001$);
- for SF, there was an opposition between *Fagus* sp. and *Pseudotsuga* sp. on one side, which promoted a strong SF (resp. +6.2%; $p < 0.001$; and +8.6%; $p < 0.01$), and on the other side *Picea* sp. and *Pinus* sp., which had low SF (resp. –8.5%; $p < 0.001$; and –6.3%; $p < 0.05$);
- for IW, *Fagus* sp. intercepted less (–15.1%; $p < 0.001$) and *Pseudotsuga* sp. intercepted more (+13.4%; $p < 0.01$) water than the mean of the other genera.

Some of these results varied seasonally. With growing period data only, TF differences between *Fagus* sp. and other genera were weaker (+6.6%; $p < 0.05$).

Table II. Estimates (\pm standard errors) of water flows (% of total precipitation) for the growing period only or year-round, according to certain traits of trees from boreal and temperate forests.

	Throughfall (TF)	Stemflow (SF)	Intercepted water (IW)
Growing period			
Broadleaves	70.6 (± 2.6)	6.3 (± 1.5)	23.1 (± 2.7)
Conifers	63.8 (± 2.3)	2.2 (± 1.3)	31.4 (± 2.3)
Deciduous	70.6 (± 2.3)	5.4 (± 1.5)	23.6 (± 2.3)
Evergreens	62.3 (± 2.2)	2.5 (± 1.4)	33.1 (± 2.2)
Year-round			
Broadleaves	76.3 (± 2.5)	6.9 (± 1.4)	17.7 (± 2.6)
Conifers	64.5 (± 2.2)	4.1 (± 1.2)	28.7 (± 2.2)
Deciduous	76.6 (± 2.2)	5.7 (± 1.4)	17.8 (± 2.2)
Evergreens	62.6 (± 2.1)	4.5 (± 1.3)	30.7 (± 2.1)

Table III. Estimates (\pm standard errors) of water flows (% of total precipitation) across all seasons for selected tree genera from boreal and temperate forests.

	Throughfall (TF)	Stemflow (SF)	Intercepted water (IW)
<i>Fagus</i> sp.	71.0 (± 2.0)	12.1 (± 1.5)	18.4 (± 2.1)
<i>Pseudotsuga</i> sp.	48.1 (± 3.4)	13.9 (± 2.1)	39.8 (± 3.4)
<i>Picea</i> sp.	65.7 (± 1.9)	1.2 (± 1.3)	30.1 (± 2.0)
<i>Pinus</i> sp.	62.6 (± 2.7)	2.8 (± 1.7)	30.8 (± 3.4)

Table IV. Relative values of the modified Akaike Information Criteria (AICc) for the various models compared in terms of throughfall, stemflow and intercepted water data, for models corresponding to basal area data. Data are to be read by column only. In each column, the models were fitted on the same data, i.e. datasets citing water quantity (TF, SF or IW), age and basal area. The best model is the model with the 0.0 value; a higher index indicates a worse model compared to the best model. A difference of 1 or 2 AICc units indicates models that are not clearly discriminatable based on this method. Qualitatively similar results were obtained when considering stand height or density instead of basal area.

	Throughfall (TF)	Stemflow (SF)	Intercepted water (IW)
Evergreen \times Season	27.5	6.5	0.0
Evergreen \times Age	0.0	0.0	7.3
Evergreen \times Basal area	30.4	5.8	11.3
Age2+Basal area	6.0	3.6	21.7
Null model	39.7	1.8	20.6

3.3. Effects of stand-level covariates on waterflows

Our results showed that, when calculated without any other covariate, there was no effect of stand density or height on TF, SF or IW, whereas there was a negative effect of basal area on TF and a positive effect on IW: $-0.34\% \text{ m}^{-2} \text{ ha}$ ($p < 0.001$) and $+0.28\% \text{ m}^{-2} \text{ ha}$ ($p < 0.01$), respectively. However, compared to models including other effects, the models including stand-level covariates were clearly worse for TF and IW (Tab. IV).

Data plots (Fig. 1) appeared to suggest a linear relationship between TF and basal area, with an age-dependent intercept. Furthermore, relationships between TF and age or basal area appeared to be different according to the evergreenness (evergreen or deciduous) of the tree species (Figs. 2 and 3). Finally, the relationships between SF and stand age also varied according to evergreenness (Fig. 4), but in the opposite direction to TF. The comparison of the different models based on these data inspections and defined in Section 2.4 as

“Evergreen \times Season”, “Evergreen \times Age”, “Evergreen \times Basal area”, “Age2+Basal area”, and “null” models gave interesting results (Tab. IV). For SF data, the null model with no covariate proved the best or very close to the best. For TF and IW data, the null model was clearly worse than the best model. The best models differed for TF and IW data. For TF, the best model was consistently the model involving an interaction between evergreenness and stand age (“Evergreen \times Age” as in Fig. 2), whereas for IW the best model was the “Evergreen \times Season” model, in line with the results in Section 3.1 and Table III. The TF estimates in the best model (“Evergreen \times Age”) were a TF decrease of 10.8% for evergreens compared to deciduous species at age 50, an insignificant trend in TF with age for deciduous species ($-0.04 \pm 0.03\% \text{ y}^{-1}$) and a significantly increasing trend for evergreen species ($0.27 \pm 0.05\% \text{ y}^{-1}$).

When restricting the analysis to stands over 50 years old, the best model remained “Evergreen \times Season” for IW but shifted to a basal area model for TF (Tab. V).

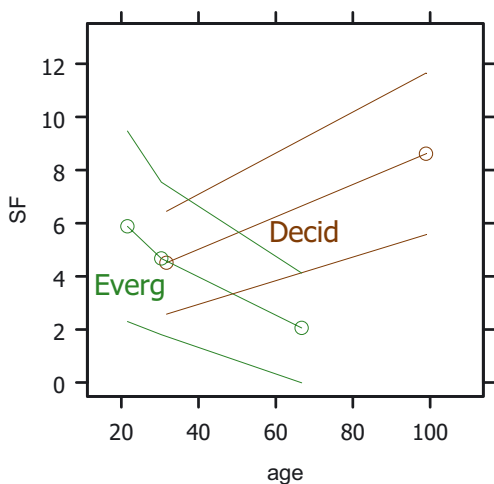


Figure 4. Relationship between stemflow (SF, % of total precipitation) and age (in years) for deciduous (“Decid”) and evergreen (“Everg”) tree species. Points are grouped by intervals of 15 successive age values, and the y -axis presents percentiles of the SF values of these groups based on a normal approximation (median and 95% confidence interval, cf. Harrell, 2001), placed at the median group values for age on the x -axis.

4. DISCUSSION

4.1. Waterflows for conifers versus broadleaves, and evergreens versus deciduous species

Our analysis on published data showed that conifers intercepted more water than broadleaves, as highlighted in two reviews (Aussenac, 1970; Forgeard et al., 1980) reporting higher interception under coniferous species (without precise measurement), and in Larcher (1975) who reported 30% intercepted water (IW) for evergreen conifers and about 20% for deciduous broadleaves, values in agreement with our findings. Throughfall (TF) differences between conifers and broadleaves could appear exclusively due to LAI differences. However, Keim et al. (2006) highlighted TF differences between conifers and broadleaves with similar LAI; this could be due to the fascicled needle arrangement enabling water retention between needle bases.

TF and IW differences were even stronger for the evergreenness trait (evergreen versus deciduous) instead of the coniferousness trait (coniferous versus broadleaved). Even though *Larix* was the only deciduous conifer in our reviewed dataset, and although the absence of evergreen and broadleaved species makes it difficult to differentiate between the effects of coniferousness and evergreenness, we found that the evergreenness models were better than the coniferousness models (cf. Sect. 3.1). Moreover, TF and IW differences between evergreens and deciduous species continued to hold even in the growing period, when deciduous trees are in full leaf. This lower but consistently significant difference, which was reported by several authors (Aussenac and Boulangeat, 1980; Helliwell, 1982), indicates that (1) there is an evergreenness effect, where the absence of leaves and presence of

Table V. Relative values of the modified Akaike Information Criteria (AICc) for the various models compared in terms of throughfall and intercepted water data, for models corresponding to basal area data and stand age older than 50 y. Data are to be read by column only. In each column, the models were fitted on the same data, i.e. datasets citing water quantity (TF or IW), age and basal area. The best model is the model with the 0.0 value; a higher index indicates a worse model compared to the best model. A difference of 1 or 2 AICc units indicates models that are not clearly discriminatable based on this method. Qualitatively similar results were obtained when considering stand height or density instead of basal area.

	Throughfall (TF)	Intercepted water (IW)
Evergreen×Season	8.5	0.0
Evergreen×Age	5.8	12.0
Evergreen×Basal area	3.6	15.3
Basal area	0.0	5.7
Null model	3.3	3.2

needles in winter may lead to a higher effect over the whole year than in the growing period, and (2) there is a coniferousness effect, since there are differences between evergreen and deciduous species in their leafy period.

Stemflow (SF) was higher under broadleaves than under conifers. This difference may mainly be due to canopy morphology, since coniferous species are known to have an SF-reducing “funnel crown” (Otto, 1998).

4.2. Waterflows as affected by successional status

As expected in our successional hypothesis (H2), TF decreased and IW increased with successional status. This result might be partially related to responses of TF and IW to canopy cover and LAI. Globally, canopy cover increases during the natural forest cycle from pioneer to late-successional stages (Howard and Lee, 2003). This should lead to a decrease in TF with tree successional status, as confirmed by our results. Thus, the higher TF volumes under pioneer species could be explained by their relatively clear canopy, whereas the reverse might be true for late-successional species in general, although canopy structure can be strongly affected by human interventions such as thinning or by natural disturbances. However, this potential mechanism is in agreement with Balandier et al. (2006b) studying light interception by different species, who reported that for a same given stand basal area, pioneer species like *Pinus sylvestris* intercepted less light than the mid-successional *Quercus petraea*, which in turn intercepted less light than the late-successional *Picea abies* or *Pseudotsuga meziensisii*. TF differences according to successional status may be linked to a lower LAI of pioneer species, but this could not be investigated due to the lack of relevant data in most of the papers reviewed here. Yet, for some forest types, variations of TF and IW between successional status categories might also be linked with more collective stand-level characteristics, which may not be linked simply with canopy cover or LAI.

Our results on the effect of successional status on TF remain to be confirmed with other pioneer and late-successional species, since (i) most of our data for pioneer trees was on *Betula* sp. for which only 10 TF values were reported, and much of the data for late-successional trees was on *Picea* sp., and (ii) there was a rather strong correlation between successional status and evergreenness or coniferousness – almost all pioneer species were deciduous and almost all late-successional species were evergreen. Despite this last correlation, model comparisons on our dataset indicated that evergreenness was a stronger factor than coniferousness or successional status for both TF and IW. We can therefore provisionally select the model associated with the evergreenness hypothesis (H1) as the best of the models related to our a priori hypotheses for TF and IW.

4.3. Stemflow as affected by bark roughness

Levia and Herwitz (2005) and Packham et al. (1992) assume that SF abundance depends on bark roughness. We identified a decrease in SF with bark roughness, on a large set of tree species. *Fagus* sp. – the only genus in our “smooth bark” category – is well known for its smooth surface, which is considered to promote SF (Otto, 1998). Unfortunately, there was insufficient data to compare SF between *Fagus* sp. and other deciduous genera.

Bark roughness is not the only factor affecting SF abundance. Levia and Herwitz (2005) and Packham et al. (1992) also stated the importance of branching pattern, i.e. the divergence angle of the main branches with respect to trunk. This effect was not tested because we only found relevant data for a few tree species. This lack of information could be due to the slight specificity of this tree trait: branching pattern may vary largely within-species with tree age and stand density.

4.4. Waterflows and stand-level characteristics

Independently of the coniferous or broadleaved character of trees, the LAI value of a stand might be a key variable to explain waterflow variations. Bréda (1999) and Llorens and Domingo (2007) showed a correlation between LAI and TF. We could not test a potential effect of LAI on TF, SF or IW due to the lack of papers reporting LAI values. Nevertheless, we were able to test for potential effects of basal area or density – which more or less influence LAI – and height on TF and IW. These stand variables had significant effects on water volumes, as previously reported. For instance, *Pseudotsuga* studies showed that IW varied from 35% to 43% for stands with 500 to 3 000 stems per hectare, respectively (Aussenac, 1981).

Our results showed that the best statistical models defined involved either the interaction of evergreenness with age (“Evergreen×Age”, for TF), no effect (for SF), or the interaction between season and evergreenness (“Evergreen×Season” for IW). These model comparisons served to further specify the way H1 (evergreenness hypothesis) applies in different

contexts. In the case of TF, age seems to be a good factor explaining TF amount. Indeed, for TF, the best model yielded differences between evergreen and deciduous species that are strongest in young stands but virtually disappear in stands of around 100 years old (Fig. 2). The reverse qualitative trend was observed on SF data – no difference for young stands and higher SF in old deciduous than old evergreen stands (Fig. 4) – but with statistically much less significant results. In old stands, stand-level variables like basal area or height may even become the dominant variables (Tab. V). The ecological interpretation of these results is not completely clear: there may be an association with the effect of different basal area sampling areas between young and old forests (yielding basal area estimates that have different standard errors between the two classes), or with a true ecological effect (such as a link between basal area and crown shape or proportion of open canopy, which varies between young and old forests). The age-dependent results underline the importance of clearly distinguishing forests according to age classes in future waterflow studies, especially for evergreen species. The results also concur with previous results on biodiversity that emphasize variation in the identity of the dominant ecological factors between young and old stands (e.g. Bersier and Meyer, 1994; Gilliam et al., 1995). However, our dataset is too small to provide firm results for old stands, and since these analyses were performed without any a priori hypothesis and after having seen the data, our results based on model comparisons must be considered as new hypotheses to be tested on independent data rather than as new results (Anderson et al., 2000).

4.5. The difficulties in estimating waterflows: rainfall characteristics and measurement methodologies

IW, TF and SF amounts are obviously dependent on the characteristics of the rain event, such as duration and quantity of precipitation per time unit (Puckett, 1991; Link et al., 2004; Toba and Ohta, 2005). It is generally accepted that trees intercept more water under scattered showers than under storm events. Bultot et al. (1972) reported a 30% decrease in IW in the Belgian Ardennes region when rainfall intensity increased from 0.1 mm in 10 min to 1 mm in 10 min. Data on *Pinus radiata* also showed a significant decrease in IW with amount of rainfall during a shower, from more than 80% for a few millimetres of rain to less than 20% for 60 mm or more (Humbert and Najjar, 1992). From a duration point of view, Olszewsky (1976) showed that the percentage of water that never reaches the soil in a broadleaved forest in Poland decreased from about 65% to less than 20% when duration of the rain event increased from a few minutes to 16 h.

The form of the water, e.g. snow or fog, can also modify tree IW. Mechanical properties and climate factors (wind) mean that the snow does not generally stay on the vegetation but rapidly falls away onto the soil, although this question remains debatable (Cosandey and Robinson, 2000). Furthermore, in foggy conditions, trees can exploit a process of condensation (horizontal interception) that acts as a significant water input (Burgess and Dawson, 2004; Cosandey and Robinson, 2000;

Waisel, 1960), whereas open field records no water input during this same period.

Consequently, waterflow estimates for a same type of tree can be twice as high according to the quality of the rain events and the climate, possibly explaining the high variability in our dataset. Unfortunately, this information is generally not given in the studies we reviewed.

The heterogeneity in the values is exacerbated by the different methods of waterflow measurement. Measuring waterflows in forests is a complex task, even using many sensors. Often, the first problem is to get a correct estimate of incident rainfall. For practical reasons, this is most often done in a nearby open field area rather than above the canopy, but the two values can differ. Canopy heterogeneity makes it necessary to use numerous rain gauges in order to correctly assess TF, as estimation error decreases with the number of gauges. Aussenac (1981) claims that 12 to 16 rain gauges should be used per hectare, whereas other authors, in link with the effects of the rain event characteristics, consider that the number of gauges required is dependent on measurement timescale, i.e. many more gauges required for daily TF estimations than for annual estimates (Humbert and Najjar, 1992; Schnock and Galoux, 1967).

This adds to the confusion on the values found in the literature, preventing analysis at a finer scale or making it difficult to fully interpret the results.

4.6. Ecological implications of rainfall partitioning

What are the likely ecosystem consequences of these among-tree species differences in rainfall partitioning? There are two different effects to consider: (i) the modification in the total amount of water reaching the soil (amount of unintercepted water), and (ii) the modification in the spatial distribution of water over the soil (amount of stemflow in relation to total unintercepted water).

Looking at point (i), to our knowledge, the effects of rainfall partitioning on soil water availability – particularly within the perspective of tree species comparisons – has only been discussed and never studied in detail. Nihlgard (1970b) suggested the 19% drier soil found in a *Picea abies* forest than in a *Fagus sylvatica* forest was partly due to the greater rainfall interception of *Picea abies*. Our data support this assumption, with +11.7% (as percent of total precipitation) more water intercepted by *Picea* sp. than by *Fagus* sp. All tree species pooled, there was 11.8% less TF under conifers than under broadleaves at year-round scale. For a region where annual rainfall is 800 mm y^{-1} (matching potential annual precipitation in temperate and boreal climates), this would equate to a difference of 94 mm in the volume of water arriving at the ground between broadleaves and conifers over a one-year period. Against a background of climate change with more droughts during the growth period, particularly in Western Europe (IPCC, 2007), 94 mm is not an insignificant amount, and there may still be marked soil water differences under different tree species with different impacts on tree fitness and

growth (Bréda et al., 2006). Our data may suggest that favouring broadleaves in forest stands could help increase soil water content. However, these conclusions must be counterbalanced by other variables. Indeed, actual soil water availability also depends on soil type and evapotranspiration (e.g. Helvey et al., 1972). Tree transpiration can vary greatly among tree species (e.g. Bladon et al., 2006; Ewers et al., 2002; Pataki and Oren, 2003), and in non-limiting conditions of water supply, tree transpiration is linked to LAI (e.g. Bréda, 1999). Therefore, high-LAI species, including a majority of the late-successional species, could have a high transpiration rate. However, stomatal regulation of transpiration and resistance to water stress differ among species (Bréda et al., 2006), and there is also a feedback between tree water supply and LAI so that when water is limited one year, LAI is reduced the next year, which means that TF could consequently increase accordingly. Tree rooting traits, particularly rooting depth and fine root foraging strategy, can vary greatly among species (e.g. Lebourgeois and Jabiol, 2002), thereby also modifying tree water uptake and soil water availability. Furthermore, rooting strategy according to successional status, for example, is still under debate (Curt and Prévosto, 2003).

Looking at point (ii), the different TF and SF of different tree species can induce different spatial distributions of water and may also have different consequences, both directly in terms of tree water supply but also indirectly in terms of understory vegetation composition and density. In particular, greater SF (e.g. broadleaves versus conifers) could increase soil water availability locally around the trunk (Levia and Frost, 2003) and promote a different flora than further under the tree crown or between tree crowns. Furthermore, several tree-scale studies have highlighted the effect of SF on soil chemistry. For example, the large SF of *Fagus* sp. is known to increase soil nutrient content near the stem (Chang and Matzner, 2000), thus influencing understory composition (Wittig and Neite, 1985). Niche theory would suggest that heterogeneity in understory water distribution could lead to a more diversified flora (Crozier and Boerner, 1984).

Regarding TF effects on understory vegetation, the abundance of vegetation in stages dominated by early successional species is often attributed to their greater light transmittance (Ross et al., 1986; Canham et al., 1994). Conversely, light is considered as the limiting factor of understory vegetation under *Picea* sp. stands (Howard and Lee, 2003). These results may also be accounted for by TF variations, as soil water may also play a significant role as a limiting factor in late successional stages. Of course TF also varies with tree and understory plant phenology. In particular, the deciduous versus evergreen trait necessarily plays a fundamental role, with deciduousness promoting a vernal flora in early spring when trees have no leafage. In addition, the understory vegetation can contribute greatly to soil water depletion (Balandier et al., 2008; Bréda, 1999). The relationship between understory and TF in pioneer stages will therefore be more difficult to characterize, since in some situations the understory vegetation is composed of high water-competing species that can take up a large proportion of available soil water (Balandier et al., 2006a) and thus counterbalance the beneficial effect of pioneer

trees on soil water content. These possibilities should be tested in further research.

Acknowledgements: This work was partly funded by the French Centre Region. We are grateful to Martin Hermy and four anonymous reviewers for their helpful comments.

REFERENCES

- Aboal J.R., Morales D., Hernández M., and Jiménez M.S., 1999. The measurement and modelling of the variation of stemflow in a laurel forest in Tenerife, Canary Islands. *J. Hydrol.* 221: 161–175.
- Abrahamsen G., Bjor K., Horntvedt R., and Tveite B., 1976. Effects of acid precipitation on coniferous forest. In: Braekke F.H. (Ed.), *Impact of acid precipitation on forest and freshwater ecosystems in Norway: summary report on the research results from the phase 1 (1972–1975) of the SNSF project.* SNSF project, Oslo, pp. 36–63.
- Anderson D.R., Burnham K.P., and Thompson W.L., 2000. Null hypothesis testing: Problems, prevalence, and an alternative. *J. Wildl. Manage.* 64: 912–923.
- Aussenac G., 1968. Interception des précipitations par le couvert forestier. *Ann. Sci. For.* 25: 135–156.
- Aussenac G., 1970. Aperçu du rôle de la forêt dans l'économie d'eau. *Rev. For. Fr.* 22: 603–618.
- Aussenac G., 1981. L'interception des précipitations par les peuplements forestiers. *La Houille Blanche* 7/8: 531–536.
- Aussenac G. and Boulangeat C., 1980. Interception des précipitations et évapotranspiration réelle dans des peuplements de feuillus (*Fagus sylvatica* L.) et de résineux. *Ann. Sci. For.* 37: 91–107.
- Balandier P., Collet C., Miller J.H., Reynolds P.E., and Zedacker S.M., 2006a. Designing forest vegetation management strategies based on the mechanisms and dynamics of crop tree competition by neighbouring vegetation. *Forestry* 79: 3–27.
- Balandier P., De Montard F.X., and Curt T., 2008. Root competition for water between trees and grass in a silvopastoral plot of ten-year-old *Prunus avium*. In: Batish D.R., Kohli R.K., Jose S., and Singh H.P. (Eds.), *Ecological basis of agroforestry*, CRC Press, Boca Raton, pp. 253–270.
- Balandier P., Sonohat G., Sinoquet H., Varlet-Grancher C., and Dumas Y., 2006b. Characterisation, prediction and relationships between different wavebands of solar radiation transmitted in the understorey of even-aged oak (*Quercus petraea*, *Q. robur*) stands. *Trees* 20: 363–370.
- Barbier S., Gosselin F., and Balandier P., 2008. Influence of tree species on understorey vegetation diversity and mechanisms involved – a critical review for temperate and boreal forests. *For. Ecol. Manage.* 254: 1–15.
- Bergkvist B. and Folkesson L., 1995. The influence of tree species on acid deposition proton budgets and element fluxes in south Swedish forest ecosystems. *Ecol. Bull.* 44: 90–99.
- Bersier L.F. and Meyer D.R., 1994. Bird assemblages in mosaic forests: the relative importance of vegetation structure and floristic composition along the successional gradient. *Acta Oecol.* 15: 561–576.
- Bladon K.D., Silins U., Landhäuser S.M., and Lieffers V.J., 2006. Differential transpiration by three boreal tree species in response to increased evaporative demand after variable retention harvesting. *Agric. For. Meteorol.* 138: 104–119.
- Bréda N., 1999. L'indice foliaire des couverts forestiers: mesure, variabilité et rôle fonctionnel. *Rev. For. Fr.* 51: 135–150.
- Bréda N., Huc R., Granier A., and Dreyer E., 2006. Temperate forest trees and stands under severe drought: a review of ecophysiological responses, adaptation processes and long-term consequences. *Ann. For. Sci.* 63: 625–644.
- Breshears D.D., McDowell N.G., Goddard K.L., Dayem K.E., Martens S.N., Meyer C.W., and Brown K.M., 2008. Foliar absorption of intercepted rainfall improves woody plant water status most during drought. *Ecology* 89: 41–47.
- Bultot F., Dupriez G., and Bodeux A., 1972. Interception de la pluie par la végétation forestière ; estimation de l'évaporation journalière à l'aide d'un modèle mathématique. *J. Hydrol.* 17: 193–223.
- Burgess S.S.O. and Dawson T.E., 2004. The contribution of fog to the water relations of *Sequoia sempervirens* (D. Don): foliar uptake and prevention of dehydration. *Plant Cell Environ.* 27: 1023–1034.
- Burnham K.P. and Anderson D.R., 2002. Model selection and multimodel inference: a practical information theoretic approach, Springer-Verlag, New York, 488 p.
- Canham D.C., Finzi A.C., Pacala S.W., and Burbank D.H., 1994. Causes and consequences of resource heterogeneity in forests: interspecific variation in light transmission by canopy trees. *Can. J. For. Res.* 24: 337–349.
- Cape J.N., Brown A.H.F., Robertson S.M.C., Howson G., and Paterson I.S., 1991. Interspecies comparisons of throughfall and stemflow at three sites in northern Britain. *For. Ecol. Manage.* 46: 165–178.
- Chang S.C. and Matzner E., 2000. Soil nitrogen turnover in proximal and distal stem areas of European beech trees. *Plant Soil* 218: 117–125.
- Comerford N.B. and White E.H., 1977. Nutrient content of throughfall in Paper Birch and Red Pine stands in northern Minnesota. *Can. J. For. Res.* 7: 556–561.
- Cosandey C. and Robison M., 2000. *Hydrologie continentale*, Armand Colin, Paris, 360 p.
- Courchesne F. and Hendershot W.H., 1988. Apport en sulfate et en eau à la surface du sol sous quatre espèces arborescentes. *Naturaliste Canadien* 115: 57–63.
- Crozier C.R. and Boerner R.E.J., 1984. Correlations of understorey herb distribution patterns with microhabitats under different tree species in a mixed mesophytic forest. *Oecologia* 62: 337–343.
- Curt T. and Prévosto B., 2003. Rooting strategy of naturally regenerated beech in Silver birch and Scots pine woodlands. *Plant Soil* 255: 265–279.
- eFloras, 2008. <http://efloras.org>
- Eidmann F.E., 1959. Die Interception in Buchen- und Fichtenbeständen; Ergebnis mehrjähriger Untersuchungen im Rothaargebirge (Sauerland). In: *Symposium of Hannoversch-Münden*. T. 1, Vol. 1 Water and woodlands. International Union of Geodesy and Geophysics, Gentbrugge, pp. 5–25.
- Ewers B.E., Mackay D.S., Gower S.T., A.D.E., Burrows S.N., and Samanta S.S., 2002. Tree species effects on stand transpiration in northern Wisconsin. *Water Resour. Res.* 38: 1–11.
- Forgeard F., Gloaguen J.C., and Touffet J., 1980. Interception des précipitations et apports au sol d'éléments minéraux par les eaux de pluie et les pluviollessivats dans une hêtraie atlantique et dans quelques peuplements résineux de Bretagne. *Ann. Sci. For.* 37: 53–71.
- Freedman B. and Prager U., 1986. Ambient bulk deposition, throughfall, and stemflow in a variety of forest stands in Nova Scotia. *Can. J. For. Res.* 16: 854–860.
- Gilliam, F.S., Turrill, N.L., and Adams, M.B., 1995. Herbaceous-layer and overstorey species in clear-cut and mature central Appalachian hardwood forests. *Ecol. Appl.* 5: 947–955.
- Gurevitch J. and Hedges L.V., 2001. Meta-analysis. Combining the results of independent experiments. In: Scheiner S.M. and Gurevitch J. (Eds.), *Design and analysis of ecological experiments*, Oxford University Press, New-York, pp. 347–369.
- Harrell F.E., 2001. Regression modeling strategies, with applications to linear models, logistic regression, and survival analysis, Springer, New York, USA, xxiii + 568 p.
- Heinrichs H. and Mayer R., 1977. Distribution and cycling of major and trace elements in two Central European forest ecosystems. *J. Environ. Qual.* 6: 402–407.
- Hélandot J., 2008. Arbres. <http://jeanlouis.helardot.free.fr>

- Helliwell D.R., 1982. Options in forestry. A review of literature on the effects of different tree species and silvicultural systems on the soil, flora, fauna, visual amenity, and timber production. Packard Publishing, Chichester, 60 p.
- Helvey J.D., Hewlett J.D., and Douglass J.E., 1972. Predicting Soil Moisture in the Southern Appalachians. *Soil Sci. Soc. Am. Proceed.* 36: 954–959.
- Houdijk A.L.F.M. and Roelofs J.G.M., 1991. Deposition of acidifying and eutrophating substances in Dutch forests. *Acta Bot. Neerl.* 40: 245–255.
- Howard L.F. and Lee T.D., 2003. Temporal patterns of vascular plant diversity in southeastern New Hampshire forests. *For. Ecol. Manage.* 185: 5–20.
- Humbert J. and Najjar G., 1992. Influence de la forêt sur le cycle de l'eau en domaine tempéré – une analyse de la littérature francophone, Université Louis Pasteur, Strasbourg, 85 p.
- IPCC, 2007. Summary for Policymakers. In: Solomon S. et al., (Eds.), *Climate Change 2007: the physical science basis. Contribution of working group I to the fourth assessment report of the Intergovernmental Panel on Climate Change*, Cambridge university press, Cambridge, pp. 1–18.
- Keim R.F., Skaugset A.E., and Weiler M., 2006. Storage of water on vegetation under simulated rainfall of varying intensity. *Adv. Water Resour.* 29: 974–986.
- Lacoste A. and Salanon R., 1991. *Eléments de biogéographie et d'écologie*, Nathan, Paris, 189 p.
- Larcher W., 1975. *Physiological plant ecology*, Springer, Berlin, 513 p.
- Lebourgeois F. and Jabiol B., 2002. Enracinements comparés des chênes (sessile et pédonculé) et du hêtre sur différents matériaux. *Réflexions sur l'autécologie des essences. Rev. For. Fr.* 54: 17–42.
- Levia D.F. and Frost E.E., 2003. A review and evaluation of stemflow literature in the hydrologic and biogeochemical cycles of forested and agricultural ecosystems. *J. Hydrol.* 274: 1–29.
- Levia D.F. and Herwitz S.R., 2005. Interspecific variation of bark water storage capacity of three deciduous tree species in relation to stemflow yield and solute flux to forest soils. *Catena* 64: 117–137.
- Leyton L., Reynolds E.R., and Thompson F.B., 1967. Rainfall interception in forest and moorland. In: Sopper W.E. and Lull H.W. (Eds.), *Forest hydrology*, Pergamon Press, Oxford, pp. 163–178.
- Link T.E., Unsworth M., and Marks D., 2004. The dynamics of rainfall interception by a seasonal temperate rainforest. *Agric. For. Meteorol.* 124: 171–191.
- Llorens P. and Domingo F., 2007. Rainfall partitioning by vegetation under Mediterranean conditions. A review of studies in Europe. *J. Hydrol.* 335: 37–54.
- Mahendrappa M.K., 1990. Partitioning of rainwater and chemicals into throughfall and stemflow in different forest stands. *For. Ecol. Manage.* 30: 65–72.
- Martin-Aranda J. and Coutts J.R.H., 1963. Micrometeorological observations in an afforested area in Aberdeenshire: rainfall characteristics. *J. Soil Sci.* 14: 124–133.
- Mina V.N., 1965. Leaching of certain substances by precipitation from woody plants and its importance in the biological cycle. *Soviet Soil Sci.* 6: 609–617.
- Nihlgård B., 1970a. Precipitation, its chemical composition and effect on soil water in a beech and a spruce forest in south Sweden. *Oikos* 21: 208–217.
- Nihlgård B., 1970b. Vegetation types of planted Spruce forest in Scania, southern Sweden. *Botaniska Notiser* 123: 310–347.
- Noirfalise A., 1959. Sur l'interception de la pluie par le couvert dans quelques forêts belges. *Bull. Soc. Roy. For. Belgique* 10: 433–439.
- Norden U., 1991. Acid deposition and throughfall fluxes of elements as related to tree species in deciduous forests of South Sweden. *Water Air Soil Pollut.* 60: 209–230.
- Olszewsky J.L., 1976. Relation between the amount of rainfall reaching the forest floor and the amount of rainfall over a mixed deciduous forest. *Phytocoenosis* 5: 127–156.
- Onof C. and Wheeler H.S., 1996. Analysis of the spatial coverage of British rainfall fields. *J. Hydrol.* 176: 97–113.
- Otto H.J., 1998. *Écologie forestière*, Institut pour le Développement Forestier, Paris, 397 p.
- Ovington J.D., 1954. A comparison of rainfall in different woodlands. *Forestry* 27: 41–53.
- Packham J.R., Harding D., Hilton G., and Stuttard R., 1992. *Functional ecology of woodlands and forests*, Kluwer academic publishers, Dordrecht, 407 p.
- Parker G.G., 1983. Throughfall and stemflow in the forest nutrient cycle. *Adv. Ecol. Res.* 13: 58–120.
- Pataki D.E. and Oren R., 2003. Species differences in stomatal control of water loss at the canopy scale in a mature bottomland deciduous forest. *Adv. Water Resour.* 26: 1267–1278.
- Petit F. and Kamutanda K., 1984. L'interception des pluies par différents types de couverts forestiers. *Bull. Soc. Géogr. Liège* 20: 99–127.
- Puckett L.J., 1991. Spatial variability and collector requirements for sampling throughfall volume and chemistry under a mixed-hardwood canopy. *Can. J. For. Res.* 21: 1581–1588.
- Rameau J.C., Mansion D., Dumé G., Timbal J., Lecoince A., Dupont P., and Keller R., 1989. *Flore forestière française. Guide écologique illustré. Tome 1: Plaines et collines*, Institut pour le Développement Forestier, Paris, 1785 p.
- Robertson S.M., Hornung M., and Kennedy V.H., 2000. Water chemistry of throughfall and soil water under four tree species at Gisburn, northwest England, before and after felling. *For. Ecol. Manage.* 129: 101–117.
- Robins P.C., 1974. A method of measuring the aerodynamic resistance to the transport of water vapour from forest canopies. *J. Appl. Ecol.* 11: 315–325.
- Ross M., Flanagan L., and La Roi G., 1986. Seasonal and successional changes in light quality and quantity in the understory of boreal forest ecosystems. *Can. J. Bot.* 64: 2792–2799.
- Schmid C.H. and Brown E.N., 2000. Bayesian hierarchical models. *Methods Enzymol.* 321: 305–330.
- Schnock G. and Galoux A., 1967. *Recherches sur l'écosystème forêt. Contribution No. 8: Réception des précipitations et écoulement le long des troncs en 1966*. *Bull. Inst. Roy. Sci. Nat. Belg.* 43: 1–30.
- Toba T. and Ohta T., 2005. An observational study of the factors that influence interception loss in boreal and temperate forests. *J. Hydrol.* 313: 208–220.
- Vannitsem S. and Naveau P., 2007. Spatial dependences among precipitation maxima over Belgium. *Nonlinear Process. Geophys.* 14: 621–630.
- Verry F.S. and Timmons D.R., 1977. Precipitation nutrients in the open and under two forests in Minnesota. *Can. J. For. Res.* 7: 112–119.
- Voigt G.K., 1960. Distribution of rainfall under forest stands. *For. Sci.* 6: 2–10.
- Waisel Y., 1960. Fog precipitation by trees. *La-Yaaran* 9: 3.
- Wei X., Liu S., Zhou G., and Wang C., 2005. Hydrological processes in major types of Chinese forest. *Hydrol. Process.* 19: 63–75.
- Wells C.A., Whigham D., and Lieth H., 1972. Investigations of mineral cycling in an upland Piedmont forest. *J. Elisha Mitchell Sci. Soc.* 88: 66–78.
- Wittig R. and Neite H., 1985. Acid indicators around the trunk base of *Fagus sylvatica* in limestone and loess beechwoods: distribution pattern and phytosociological problems. *Vegetatio* 64: 113–119.