

# Group Additivity Rules for Estimation of Thermochemistry of Furan Derivatives

Kieran P. Somers<sup>1</sup>, John M. Simmie<sup>1</sup>, Fiona Gillespie<sup>1</sup>, Christine Conroy<sup>1</sup>, Gráinne Black<sup>1</sup>, Wayne K. Metcalfe<sup>1</sup>, Frédérique Battin-Leclerc<sup>2</sup>, Patricia Dirrenberger<sup>2</sup>, Olivier Herbinet<sup>2</sup>, Pierre-Alexandre Glaude<sup>2</sup>, Philippe Dagaut<sup>3</sup>, Casimir Togbé<sup>3</sup>, Kenji Yasunaga<sup>4</sup>, Ravi X. Fernandes<sup>5</sup>, Changyoul Lee<sup>5</sup>, Rupali Tripathi<sup>5</sup>, and Henry J. Curran<sup>1</sup>

<sup>1</sup>Combustion Chemistry Centre, National University of Ireland, University Road, Galway, Ireland

<sup>2</sup>Laboratoire Réactions et Génie des Procédés, CNRS, Université de Lorraine, BP 20451, 1 rue Grandville, 51001 Nancy, France

<sup>3</sup>CNRS-INSIS, ICARE, 1C, Avenue de la recherche scientifique, 45071 Orléans Cedex 2, France

<sup>4</sup>Department of Applied Chemistry, National Defense Academy, Hashirimizu 1-10-20, Yokosuka, Kanagawa, Japan, 239-8686

<sup>5</sup>Physico-Chemical Fundamentals of Combustion, RWTH Aachen University, Templergraben 55, D-52056, Aachen, Germany

May 23, 2013

# 1 Characterization of Functional Groups

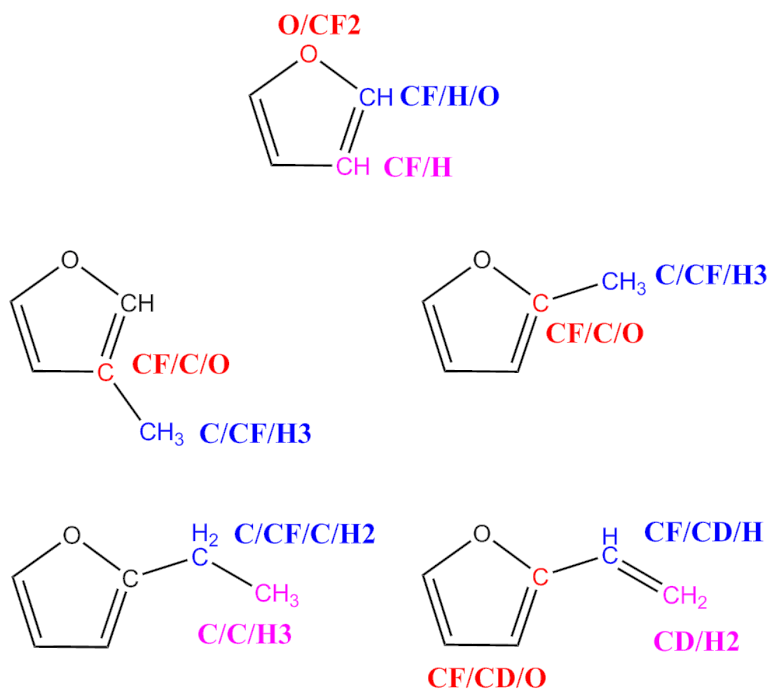


Figure 1: Functional groups assigned to furan and related methyl, ethyl and vinyl derivatives.

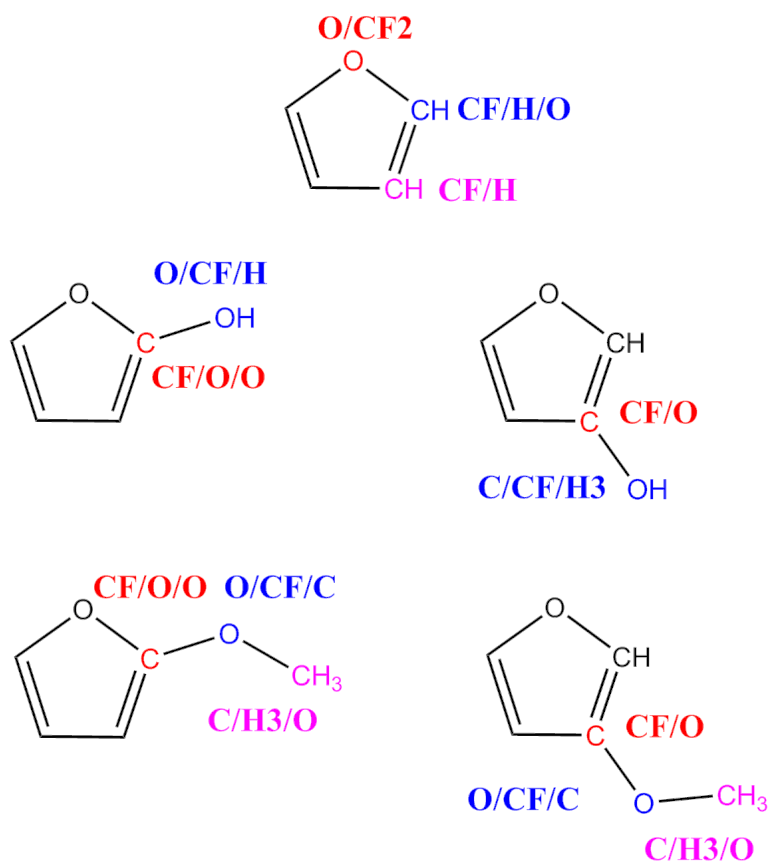


Figure 2: Functional groups assigned to furan and related alkoxy and methoxy derivatives.

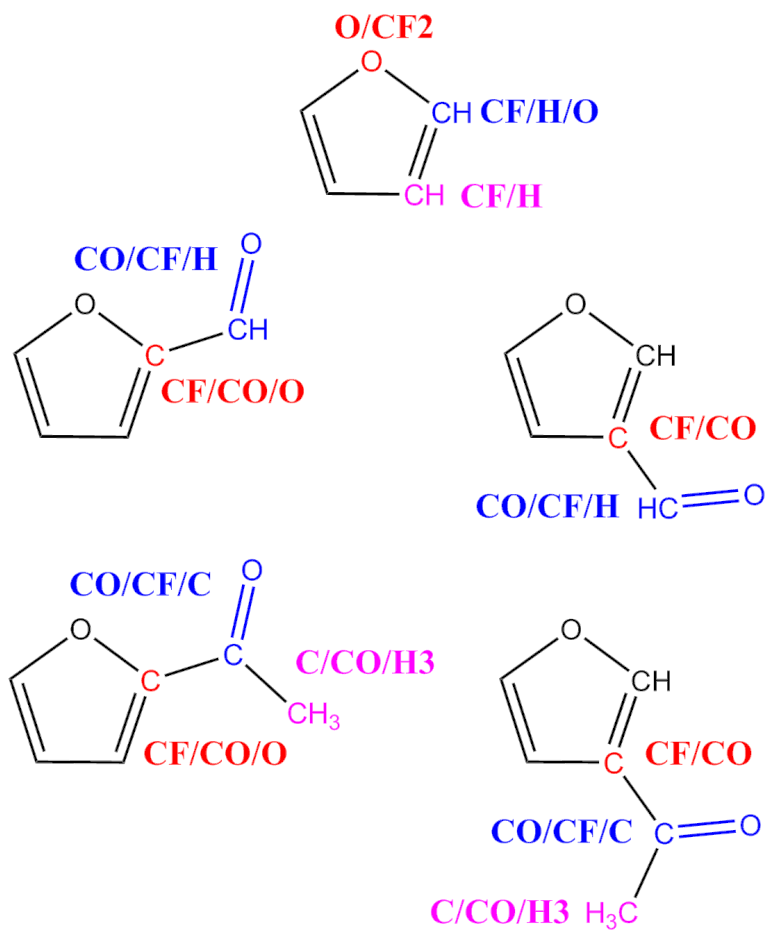


Figure 3: Functional groups assigned to furan and related formyl and acetyl derivatives.

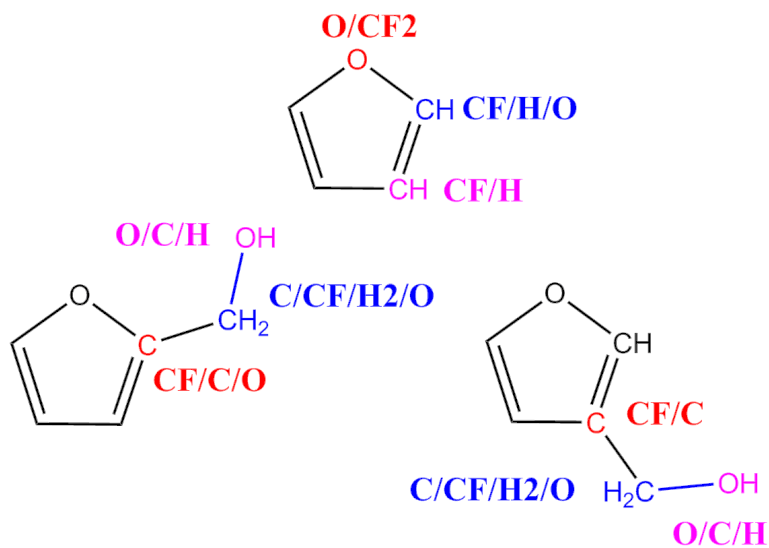


Figure 4: Functional groups assigned to furan and related hydroxymethyl derivatives.

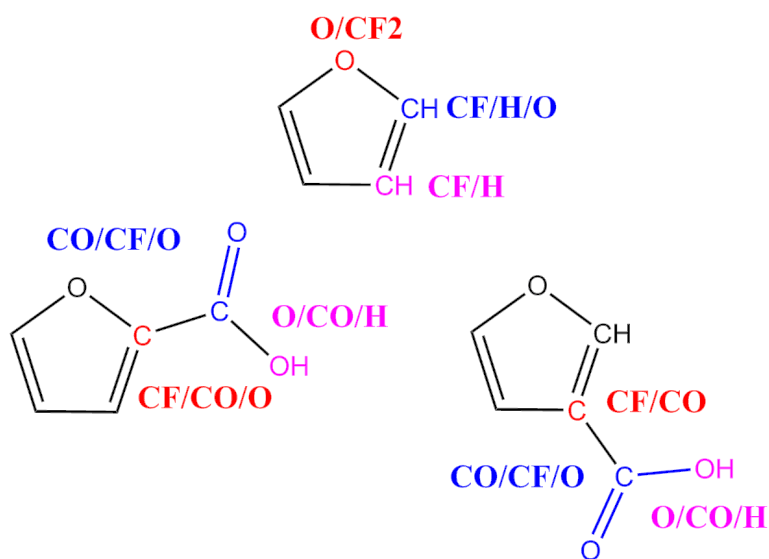


Figure 5: Functional groups assigned to furan and related furoic acid derivatives.

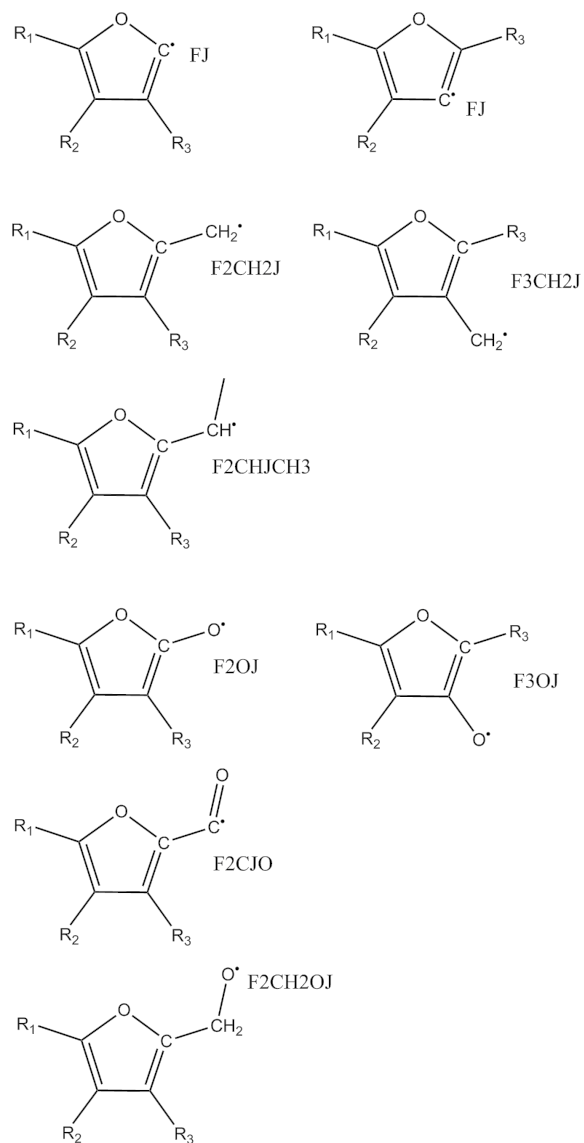


Figure 6: Bond dissociation groups optimized as part of *this work*.  $R_1$ ,  $R_2$  and  $R_3$  can refer to a range of differing substituents ( $-H$ ,  $-CH_3$ ,  $C_2H_5$ ,  $-OH$ ,  $-CHO$ , etc.).

## **2 Comparison of Theoretical and Final Group Additivity Values**

Table 1: Comparison of theoretical thermochemical functions (Detailed) with optimized group additivity values (GA) for stable and radical species.  $\Delta_f H^\circ$  (kcal mol<sup>-1</sup>),  $S^\circ$  and  $C_p$  (cal mol<sup>-1</sup> K<sup>-1</sup>).

Species		$\Delta_f H^\circ$	$S^\circ$	$C_p$						
				300	400	500	600	800	1000	1500
Furan	Detailed	-8.32	63.68	15.45	20.87	25.42	29.00	34.11	37.58	42.68
	GA	-8.45	63.82	15.46	20.86	25.37	28.92	33.99	37.48	42.60
	% Difference	1.59	0.22	0.06	-0.05	-0.20	-0.28	-0.35	-0.27	-0.19
Furan-2-yl	Detailed	60.21	66.38	15.14	19.88	23.80	26.87	31.19	34.06	38.19
	GA	59.42	66.50	15.00	19.72	23.63	26.68	30.98	33.89	38.07
	% Difference	-1.31	0.18	-0.92	-0.80	-0.71	-0.71	-0.67	-0.50	-0.31
Furan-3-yl	Detailed	60.30	66.23	14.97	19.71	23.65	26.73	31.08	33.98	38.14
	GA	59.42	66.50	15.00	19.72	23.63	26.68	30.98	33.89	38.07
	% Difference	-1.46	0.41	0.20	0.05	-0.08	-0.19	-0.32	-0.26	-0.18
2-methylfuran	Detailed	-19.19	73.78	21.03	27.44	33.05	37.66	44.55	49.39	56.65
	GA	-19.43	73.62	21.02	27.44	33.06	37.67	44.54	49.40	56.65
	% Difference	1.24	-0.22	-0.05	0.00	0.03	0.03	-0.02	0.02	0.00
2-furanylmethyl	Detailed	14.84	72.39	21.22	27.77	33.07	37.21	43.13	47.18	53.22
	GA	13.57	72.34	21.12	27.70	33.03	37.18	43.10	47.18	53.22
	% Difference	-8.56	-0.07	-0.47	-0.25	-0.12	-0.08	-0.07	0.00	0.00
2-methylfuran-3-yl	Detailed	49.16	75.09	20.43	26.18	31.20	35.33	41.47	45.76	52.10
	GA	48.44	74.92	20.56	26.30	31.32	35.43	41.53	45.81	52.12
	% Difference	-1.46	-0.23	0.64	0.46	0.38	0.28	0.14	0.11	0.04



Table 1: Comparison of theoretical thermochemical functions (Detailed) with optimized group additivity values (GA) for stable and radical species.  $\Delta_f H^\circ$  (kcal mol<sup>-1</sup>),  $S^\circ$  and  $C_p$  (cal mol<sup>-1</sup> K<sup>-1</sup>).

Species		$\Delta_f H^\circ$	$S^\circ$	$C_p$						
				300	400	500	600	800	1000	1500
2-methylfuran-4-yl	Detailed	48.97	74.99	20.47	26.24	31.26	35.39	41.52	45.78	52.11
	GA	48.44	74.92	20.56	26.30	31.32	35.43	41.53	45.81	52.12
	% Difference	-1.08	-0.09	0.44	0.23	0.19	0.11	0.02	0.07	0.02
2-methylfuran-5-yl	Detailed	48.97	75.13	20.79	26.48	31.46	35.55	41.62	45.87	52.16
	GA	48.44	74.92	20.56	26.30	31.32	35.43	41.53	45.81	52.12
	% Difference	-1.08	-0.28	-1.11	-0.68	-0.45	-0.34	-0.22	-0.13	-0.08
3-methylfuran	Detailed	-16.50	73.80	21.04	27.41	33.00	37.61	44.50	49.35	56.63
	GA	-16.68	73.88	21.03	27.40	32.99	37.58	44.45	49.32	56.59
	% Difference	1.09	0.11	-0.05	-0.04	-0.03	-0.08	-0.11	-0.06	-0.07
3-methylfuran-2-yl	Detailed	51.94	75.33	20.51	26.23	31.24	35.36	41.49	45.78	52.11
	GA	51.19	75.18	20.57	26.26	31.25	35.34	41.44	45.73	52.06
	% Difference	-1.44	-0.20	0.29	0.11	0.03	-0.06	-0.12	-0.11	-0.10
3-furanylmethyl	Detailed	21.61	72.73	21.51	27.93	33.13	37.22	43.11	47.16	53.21
	GA	20.43	72.81	21.50	27.93	33.13	37.20	43.07	47.13	53.17
	% Difference	-5.46	0.11	-0.05	0.00	0.00	-0.05	-0.09	-0.06	-0.08
3-methylfuran-4-yl	Detailed	51.70	74.99	20.54	26.22	31.20	35.32	41.45	45.73	52.07
	GA	51.19	75.18	20.57	26.26	31.25	35.34	41.44	45.73	52.06

Table 1: Comparison of theoretical thermochemical functions (Detailed) with optimized group additivity values (GA) for stable and radical species.  $\Delta_f H^\circ$  (kcal mol<sup>-1</sup>),  $S^\circ$  and  $C_p$  (cal mol<sup>-1</sup> K<sup>-1</sup>).

Species		$\Delta_f H^\circ$	$S^\circ$	$C_p$						
				300	400	500	600	800	1000	1500
	% Difference	-0.99	0.25	0.15	0.15	0.16	0.06	-0.02	0.00	-0.02
3-methylfuran-5-yl	Detailed	51.36	75.07	20.81	26.50	31.45	35.53	41.61	45.85	52.14
	GA	51.19	75.18	20.57	26.26	31.25	35.34	41.44	45.73	52.06
	% Difference	-0.33	0.15	-1.15	-0.91	-0.64	-0.53	-0.41	-0.26	-0.15
2,5-dimethylfuran	Detailed	-29.78	80.99	26.71	34.06	40.72	46.35	55.00	61.22	70.62
	GA	-30.41	80.66	26.58	34.02	40.75	46.42	55.09	61.32	70.70
	% Difference	2.12	-0.41	-0.49	-0.12	0.07	0.15	0.16	0.16	0.11
2-methyl-5-furanylmethylfuran	Detailed	2.77	81.04	26.82	34.32	40.69	45.86	53.55	59.00	67.19
	GA	2.59	80.76	26.68	34.28	40.72	45.93	53.65	59.10	67.27
	% Difference	-6.50	-0.35	-0.52	-0.12	0.07	0.15	0.19	0.17	0.12
2,5-dimethylfuran-3-yl	Detailed	37.57	83.79	26.03	32.74	38.83	43.99	51.90	57.57	66.06
	GA	37.46	83.33	26.12	32.88	39.01	44.18	52.08	57.73	66.17
	% Difference	-0.29	-0.55	0.35	0.43	0.46	0.43	0.35	0.28	0.17
2,3-dimethylfuran	Detailed	-27.02	82.51	26.19	33.66	40.42	46.12	54.84	61.11	70.56
	GA	-27.66	82.29	26.59	33.98	40.68	46.33	55.00	61.24	70.64
	% Difference	2.35	-0.27	1.53	0.95	0.64	0.46	0.29	0.21	0.11
3-methyl-2-furanylmethylfuran	Detailed	5.31	81.31	26.32	33.96	40.40	45.63	53.42	58.90	67.14

Table 1: Comparison of theoretical thermochemical functions (Detailed) with optimized group additivity values (GA) for stable and radical species.  $\Delta_f H^\circ$  (kcal mol<sup>-1</sup>),  $S^\circ$  and  $C_p$  (cal mol<sup>-1</sup> K<sup>-1</sup>).

Species		$\Delta_f H^\circ$	$S^\circ$	$C_p$						
				300	400	500	600	800	1000	1500
2-methyl-3-furanylmethylfuran	GA	5.34	81.02	26.69	34.24	40.65	45.84	53.56	59.02	67.21
	% Difference	0.56	-0.36	1.41	0.82	0.62	0.46	0.26	0.20	0.10
	Detailed	9.63	81.65	26.55	34.10	40.49	45.68	53.42	58.90	67.14
	GA	9.45	81.23	27.06	34.51	40.82	45.95	53.62	59.05	67.22
	% Difference	-1.87	-0.51	1.92	1.20	0.82	0.59	0.37	0.25	0.12
	Detailed	40.20	83.80	25.58	32.41	38.59	43.80	51.78	57.48	66.00
2,3-dimethylfuran-4-yl	GA	40.21	83.59	26.13	32.84	38.94	44.09	51.99	57.65	66.11
	% Difference	0.02	-0.25	2.15	1.33	0.91	0.66	0.41	0.30	0.17
	Detailed	40.06	83.94	25.99	32.73	38.85	44.01	51.93	57.59	66.07
2,3-dimethylfuran-5-yl	GA	40.21	83.59	26.13	32.84	38.94	44.09	51.99	57.65	66.11
	% Difference	0.37	-0.42	0.54	0.34	0.23	0.18	0.12	0.10	0.06
	Detailed	-27.26	82.40	26.66	34.00	40.65	46.28	54.93	61.18	70.59
2,4-dimethylfuran	GA	-27.66	82.29	26.59	33.98	40.68	46.33	55.00	61.24	70.64
	% Difference	1.48	-0.13	-0.26	-0.06	0.07	0.11	0.13	0.10	0.07
	Detailed	5.81	81.22	26.61	34.16	40.56	45.75	53.48	58.93	67.16
4-methyl-2-furanylmethylfuran	GA	5.34	81.02	26.69	34.24	40.65	45.84	53.56	59.02	67.21
	% Difference	-8.09	-0.25	0.30	0.23	0.22	0.20	0.15	0.15	0.07
	Detailed									

Table 1: Comparison of theoretical thermochemical functions (Detailed) with optimized group additivity values (GA) for stable and radical species.  $\Delta_f H^\circ$  (kcal mol<sup>-1</sup>),  $S^\circ$  and  $C_p$  (cal mol<sup>-1</sup> K<sup>-1</sup>).

Species		$\Delta_f H^\circ$	$S^\circ$	$C_p$						
				300	400	500	600	800	1000	1500
2,4-dimethylfuran-3-yl	Detailed	40.08	83.78	26.05	32.71	38.78	43.91	51.83	57.49	65.99
	GA	40.21	83.59	26.13	32.84	38.94	44.09	51.99	57.65	66.11
	% Difference	0.32	-0.23	0.31	0.40	0.41	0.41	0.31	0.28	0.18
2-methyl-4-furanylmethylfuran	Detailed	9.56	81.26	27.21	34.58	40.84	45.94	53.58	59.00	67.18
	GA	9.45	81.23	27.06	34.51	40.82	45.95	53.62	59.05	67.22
	% Difference	-1.15	-0.04	-0.55	-0.20	-0.05	0.02	0.07	0.08	0.06
2,4-dimethylfuran-5-yl	Detailed	40.27	84.05	26.19	32.83	38.89	44.02	51.93	57.59	66.08
	GA	40.21	83.59	26.13	32.84	38.94	44.09	51.99	57.65	66.11
	% Difference	-0.15	-0.55	-0.23	0.03	0.13	0.16	0.12	0.10	0.05
3,4-dimethylfuran	Detailed	-24.87	80.79	26.93	34.15	40.75	46.33	54.96	61.18	70.59
	GA	-24.91	81.18	26.60	33.94	40.61	46.24	54.91	61.16	70.58
	% Difference	0.15	0.48	-1.23	-0.61	-0.34	-0.19	-0.09	-0.03	-0.01
3,4-dimethylfuran-2-yl	Detailed	42.40	83.70	26.46	33.03	39.03	44.12	51.97	57.62	66.08
	GA	42.96	83.85	26.14	32.80	38.87	44.00	51.90	57.57	66.05
	% Difference	1.32	0.18	-1.21	-0.70	-0.41	-0.27	-0.13	-0.09	-0.05
3-methyl-4-furanylmethylfuran	Detailed	12.00	80.96	27.44	34.72	40.91	45.99	53.59	59.00	67.18
	GA	12.20	81.49	27.07	34.47	40.75	45.86	53.53	58.97	67.16
	% Difference	1.67	0.65	-1.35	-0.72	-0.39	-0.28	-0.11	-0.05	-0.03

Table 1: Comparison of theoretical thermochemical functions (Detailed) with optimized group additivity values (GA) for stable and radical species.  $\Delta_f H^\circ$  (kcal mol<sup>-1</sup>),  $S^\circ$  and  $C_p$  (cal mol<sup>-1</sup> K<sup>-1</sup>).

Species		$\Delta_f H^\circ$	$S^\circ$	$C_p$						
				300	400	500	600	800	1000	1500
2-ethylfuran	Detailed	-24.23	83.85	26.72	34.65	41.55	47.22	55.74	61.80	70.94
	GA	-24.15	83.94	26.74	34.72	41.54	47.19	55.76	61.79	70.93
	% Difference	-0.33	0.11	0.07	0.20	-0.02	-0.06	0.04	-0.02	-0.01
2-ethylfuran-2-yl (Allylic)	Detailed	7.77	81.92	25.89	33.64	40.25	45.59	53.49	59.02	67.27
	GA	7.65	82.13	25.93	33.66	40.25	45.57	53.46	59.00	67.25
	% Difference	-1.54	0.26	0.15	0.06	0.00	-0.04	-0.06	-0.03	-0.03
2-methyl-5-ethylfuran	Detailed	-35.05	92.45	32.35	41.38	49.21	55.91	66.34	73.69	84.97
	GA	-35.13	92.35	32.30	41.30	49.23	55.94	66.31	73.71	84.98
	% Difference	0.23	-0.11	-0.15	-0.19	0.04	0.05	-0.05	0.03	0.01
2-methyl-5-ethylfuran-5-yl (Allylic)	Detailed	-3.44	90.76	31.56	40.26	47.94	54.31	63.99	70.89	81.28
	GA	-3.33	90.54	31.49	40.24	47.94	54.32	64.01	70.92	81.30
	% Difference	-3.20	-0.24	-0.22	-0.05	0.00	0.02	0.03	0.04	0.02
2-vinylfuran	Detailed	5.12	77.95	25.89	33.21	39.33	44.23	51.34	56.18	63.21
	GA	5.18	77.98	25.98	33.29	39.38	44.26	51.33	56.18	63.21
	% Difference	1.17	0.04	0.35	0.24	0.13	0.07	-0.02	0.00	0.00
2-methyl-5-vinylfuran	Detailed	-5.73	86.44	31.65	39.95	47.12	53.03	61.89	68.10	77.26
	GA	-5.80	86.40	31.54	39.87	47.07	53.01	61.88	68.10	77.26

Table 1: Comparison of theoretical thermochemical functions (Detailed) with optimized group additivity values (GA) for stable and radical species.  $\Delta_f H^\circ$  (kcal mol<sup>-1</sup>),  $S^\circ$  and  $C_p$  (cal mol<sup>-1</sup> K<sup>-1</sup>).

Species		$\Delta_f H^\circ$	$S^\circ$	$C_p$						
				300	400	500	600	800	1000	1500
	% Difference	1.22	-0.05	-0.35	-0.20	-0.11	-0.04	-0.02	0.00	0.00
2-furanol	Detailed	-50.00	72.40	20.58	25.99	30.43	33.94	38.95	42.36	47.44
	GA	-49.29	72.57	20.67	26.05	30.46	33.93	38.90	42.32	47.40
	% Difference	-1.42	0.23	0.43	0.24	0.08	-0.02	-0.13	-0.10	-0.07
2-Furanyloxy	Detailed	-34.94	71.08	18.70	24.03	28.31	31.64	36.32	39.43	43.86
	GA	-34.23	71.25	18.79	24.09	28.34	31.63	36.27	39.39	43.82
	% Difference	-2.04	0.24	0.48	0.25	0.11	-0.03	-0.14	-0.10	-0.09
3-furanol	Detailed	-44.89	71.68	20.84	26.38	30.82	34.28	39.20	42.54	47.52
	GA	-45.11	71.97	20.80	26.34	30.79	34.26	39.18	42.54	47.52
	% Difference	0.50	0.40	-0.20	-0.17	-0.11	-0.06	-0.04	0.00	0.00
3-furanyloxy	Detailed	-16.82	71.28	18.86	24.20	28.50	31.83	36.49	39.58	43.95
	GA	-17.04	71.57	18.82	24.16	28.47	31.81	36.47	39.58	43.95
	% Difference	1.31	0.41	-0.21	-0.17	-0.11	-0.06	-0.05	0.00	0.00
5-methyl-2-furanol	Detailed	-60.28	81.25	26.28	32.59	38.10	42.63	49.43	54.22	61.44
	GA	-60.27	80.99	26.23	32.63	38.15	42.68	49.45	54.24	61.45
	% Difference	-0.01	-0.32	-0.17	0.11	0.14	0.11	0.05	0.04	0.01
5-methyl-3-furanol	Detailed	-55.59	80.60	26.41	32.97	38.51	43.01	49.70	54.41	61.53

Table 1: Comparison of theoretical thermochemical functions (Detailed) with optimized group additivity values (GA) for stable and radical species.  $\Delta_f H^\circ$  (kcal mol<sup>-1</sup>),  $S^\circ$  and  $C_p$  (cal mol<sup>-1</sup> K<sup>-1</sup>).

Species		$\Delta_f H^\circ$	$S^\circ$	$C_p$						
				300	400	500	600	800	1000	1500
	GA	-56.09	80.39	26.36	32.92	38.48	43.01	49.73	54.46	61.57
	% Difference	0.89	-0.26	-0.19	-0.15	-0.08	0.00	0.06	0.09	0.07
	Detailed	-44.62	81.52	25.57	32.57	38.43	43.13	50.00	54.78	61.88
2-methoxyfuran	GA	-44.74	81.62	25.48	32.47	38.38	43.11	50.01	54.82	61.91
	% Difference	0.26	0.13	-0.35	-0.30	-0.14	-0.04	0.01	0.08	0.05
	Detailed	-41.09	81.12	25.55	32.67	38.64	43.40	50.32	55.07	62.06
3-methoxyfuran	GA	-40.56	81.02	25.61	32.76	38.71	43.44	50.29	55.04	62.03
	% Difference	-1.28	-0.13	0.24	0.28	0.19	0.09	-0.05	-0.05	-0.05
	Detailed	-37.57	75.83	22.27	28.55	33.87	38.14	44.35	48.53	54.35
2-formylfuran	GA	-37.11	76.30	22.18	28.48	33.79	38.07	44.24	48.43	54.22
	% Difference	-1.23	0.61	-0.39	-0.24	-0.23	-0.19	-0.25	-0.22	-0.23
	Detailed	1.32	76.76	21.65	27.28	31.95	35.64	40.90	44.39	49.31
2-formylfuran-2-yl	GA	1.78	77.23	21.56	27.21	31.87	35.57	40.79	44.29	49.18
	% Difference	34.85	0.61	-0.42	-0.26	-0.25	-0.20	-0.27	-0.23	-0.26
	Detailed	-36.78	76.13	22.36	28.61	33.90	38.17	44.37	48.53	54.24
3-formylfuran	GA	-37.29	76.35	22.38	28.65	33.95	38.21	44.35	48.49	54.17
	% Difference	1.38	0.29	0.08	0.13	0.14	0.11	-0.04	-0.07	-0.14
	Detailed									

Table 1: Comparison of theoretical thermochemical functions (Detailed) with optimized group additivity values (GA) for stable and radical species.  $\Delta_f H^\circ$  (kcal mol<sup>-1</sup>),  $S^\circ$  and  $C_p$  (cal mol<sup>-1</sup> K<sup>-1</sup>).

Species		$\Delta_f H^\circ$	$S^\circ$	$C_p$						
				300	400	500	600	800	1000	1500
5-methyl-2-formylfuran	Detailed	-48.80	84.67	27.80	35.10	41.52	46.84	54.83	60.39	68.35
	GA	-48.09	84.72	27.74	35.06	41.48	46.82	54.79	60.35	68.27
	% Difference	-1.46	0.06	-0.21	-0.12	-0.10	-0.04	-0.06	-0.06	-0.11
5-methyl-3-formylfuran	Detailed	-47.97	84.93	28.12	35.36	41.75	47.04	54.92	60.31	67.95
	GA	-48.27	84.77	27.94	35.23	41.64	46.96	54.90	60.41	68.22
	% Difference	0.63	-0.18	-0.63	-0.38	-0.26	-0.17	-0.04	0.16	0.39
4,5-dimethyl-2-formylfuran	Detailed	-56.96	93.70	32.83	41.30	48.90	55.33	65.17	72.15	82.29
	GA	-56.32	93.39	33.31	41.60	49.10	55.48	65.25	72.19	82.26
	% Difference	-1.12	-0.33	1.45	0.73	0.40	0.28	0.12	0.06	-0.04
2,5-diformylfuran	Detailed	-65.20	86.73	29.15	36.25	42.33	47.29	54.58	59.43	65.83
	GA	-65.77	86.02	28.90	36.10	42.21	47.22	54.49	59.38	65.84
	% Difference	0.87	-0.81	-0.85	-0.42	-0.29	-0.16	-0.16	-0.09	0.01
2-acetylfuran	Detailed	-50.26	85.55	28.02	35.42	41.70	46.79	54.30	59.51	67.19
	GA	-49.46	86.00	27.97	35.41	41.72	46.83	54.36	59.61	67.31
	% Difference	-1.60	0.53	-0.19	-0.02	0.06	0.10	0.12	0.17	0.17
3-acetylfuran	Detailed	-48.88	87.10	28.10	35.51	41.79	46.86	54.35	59.54	67.21
	GA	-49.64	86.05	28.17	35.58	41.88	46.97	54.47	59.67	67.26
	% Difference	1.56	-1.21	0.26	0.20	0.22	0.23	0.23	0.21	0.08



Table 1: Comparison of theoretical thermochemical functions (Detailed) with optimized group additivity values (GA) for stable and radical species.  $\Delta_f H^\circ$  (kcal mol<sup>-1</sup>),  $S^\circ$  and  $C_p$  (cal mol<sup>-1</sup> K<sup>-1</sup>).

Species		$\Delta_f H^\circ$	$S^\circ$	$C_p$						
				300	400	500	600	800	1000	1500
5-methyl-2-acetylfuran	Detailed	-61.42	94.38	33.55	41.99	49.38	55.52	64.81	71.39	81.20
	GA	-60.44	94.41	33.53	41.99	49.41	55.58	64.91	71.53	81.36
	% Difference	-1.60	0.03	-0.06	0.01	0.06	0.11	0.16	0.20	0.19
5-methyl-3-acetylfuran	Detailed	-60.04	94.59	33.72	42.07	49.40	55.51	64.77	71.35	81.18
	GA	-60.62	94.46	33.73	42.16	49.57	55.72	65.02	71.59	81.31
	% Difference	0.97	-0.14	0.03	0.21	0.34	0.38	0.39	0.33	0.16
2,5-dimethyl-3-acetylfuran	Detailed	-71.13	102.18	39.37	48.90	57.55	64.90	76.14	84.09	95.82
	GA	-71.60	102.88	39.29	48.74	57.26	64.47	75.57	83.51	95.36
	% Difference	0.66	0.68	-0.20	-0.32	-0.51	-0.66	-0.74	-0.69	-0.48
2-hydroxymethylfuran	Detailed	-52.58	83.03	25.03	31.75	37.56	42.29	49.26	54.11	61.37
	GA	-53.03	81.70	25.09	31.78	37.58	42.29	49.22	54.09	61.36
	% Difference	0.85	-1.60	0.25	0.10	0.04	0.00	-0.08	-0.04	-0.02
2-furylmethoxy	Detailed	1.81	82.03	24.19	30.97	36.58	41.03	47.43	51.80	58.15
	GA	1.36	80.70	24.25	31.00	36.60	41.03	47.39	51.78	58.14
	% Difference	-24.86	-1.62	0.25	0.10	0.05	0.00	-0.08	-0.04	-0.02
5-methyl-2-hydroxymethylfuran	Detailed	-63.65	89.59	30.77	38.45	45.32	51.07	59.79	66.00	75.39
	GA	-64.01	90.12	30.65	38.36	45.27	51.04	59.77	66.01	75.41

Table 1: Comparison of theoretical thermochemical functions (Detailed) with optimized group additivity values (GA) for stable and radical species.  $\Delta_f H^\circ$  (kcal mol<sup>-1</sup>),  $S^\circ$  and  $C_p$  (cal mol<sup>-1</sup> K<sup>-1</sup>).

Species		$\Delta_f H^\circ$	$S^\circ$	$C_p$						
				300	400	500	600	800	1000	1500
	% Difference	0.57	0.59	-0.40	-0.24	-0.12	-0.06	-0.03	0.01	0.03
5-methyl-3-hydroxymethylfuran	Detailed	-61.90	90.72	30.87	38.54	45.38	51.10	59.80	66.01	75.40
	GA	-61.26	90.38	30.66	38.32	45.20	50.95	59.68	65.93	75.35
	% Difference	-1.04	-0.37	-0.66	-0.56	-0.39	-0.30	-0.21	-0.12	-0.06
5-hydroxymethyl-2-formylfuran	Detailed	-81.86	91.68	31.59	39.15	45.76	51.22	59.32	64.92	72.93
	GA	-81.69	92.80	31.81	39.40	46.00	51.44	59.47	65.04	72.98
	% Difference	-0.21	1.22	0.71	0.65	0.52	0.44	0.25	0.19	0.07
2-furoic acid	Detailed	-98.49	80.86	25.85	32.95	38.79	43.40	49.91	54.16	59.82
	GA	-98.47	81.42	25.84	32.94	38.76	43.34	49.78	54.01	0.00
	% Difference	-0.02	0.70	-0.03	-0.04	-0.08	-0.13	-0.26	-0.27	-100.00
3-furoic acid	Detailed	-99.31	81.15	25.98	33.07	38.89	43.47	49.91	54.08	59.66
	GA	-98.65	81.47	26.04	33.11	38.92	43.48	49.89	54.07	0.00
	% Difference	-0.66	0.39	0.25	0.12	0.08	0.03	-0.04	-0.03	-100.00
5-methyl-2-furoic acid	Detailed	-109.75	89.72	31.43	39.56	46.50	52.14	60.41	65.99	73.75
	GA	-109.45	89.84	31.40	39.52	46.45	52.09	60.33	65.93	0.00
	% Difference	-0.27	0.13	-0.09	-0.09	-0.10	-0.09	-0.13	-0.10	-100.00
5-methyl-3-furoic acid	Detailed	-110.37	89.85	31.63	39.70	46.59	52.19	60.36	65.87	73.61

Table 1: Comparison of theoretical thermochemical functions (Detailed) with optimized group additivity values (GA) for stable and radical species.  $\Delta_f H^\circ$  (kcal mol<sup>-1</sup>),  $S^\circ$  and  $C_p$  (cal mol<sup>-1</sup> K<sup>-1</sup>).

Species		$\Delta_f H^\circ$	$S^\circ$	$C_p$						
				300	400	500	600	800	1000	1500
2,5-dimethyl-3-furoic acid	GA	-109.63	89.89	31.60	39.69	46.61	52.23	60.44	65.99	0.00
	% Difference	-0.67	0.04	-0.09	-0.02	0.03	0.08	0.14	0.17	-100.00
	Detailed	-121.80	98.29	37.15	46.23	54.23	60.88	70.86	77.77	87.65
2,5-difuroic acid	GA	-120.61	98.30	37.16	46.27	54.30	60.98	70.99	77.91	0.00
	% Difference	-0.97	0.01	0.04	0.09	0.14	0.17	0.19	0.18	-100.00
	Detailed	-187.05	96.80	36.28	45.04	52.17	57.78	65.61	70.54	76.70
2,5-difuroic acid	GA	-188.49	96.26	36.22	45.02	52.15	57.76	65.57	70.54	0.00
	% Difference	0.77	-0.56	-0.16	-0.05	-0.04	-0.03	-0.06	0.00	-100.00

### **3 Optimized Group Contributions**

Table 2: Optimized group contributions to the  $\Delta_f H^\circ$  (kcal mol<sup>-1</sup>),  $S^\circ$  and  $C_p$  (cal mol<sup>-1</sup> K<sup>-1</sup>) of stable validation targets. Groups in italics were not optimized as part of *this work*.

Group	$\Delta_f H^\circ$	S	$C_p$						
			300	400	500	600	800	1000	1500
CF/H	6.19	12.19	2.50	3.39	4.16	4.78	5.70	6.31	7.23
CF/C	8.67	5.43	4.79	5.86	6.85	7.70	9.00	9.85	11.21
CF/H/O	5.59	12.85	1.36	2.20	2.89	3.42	4.17	4.72	5.34
CF/C/O	5.32	5.83	3.64	4.71	5.65	6.43	7.56	8.34	9.38
CF/CD/O	24.08	-0.98	3.39	4.16	4.73	5.17	5.76	6.11	6.39
CF/CO/O	-1.28	6.91	4.47	5.33	6.04	6.63	7.41	7.91	10.00
CF/O/O	11.30	5.63	2.62	2.97	3.22	3.39	3.61	3.76	3.80
CF/O	16.08	4.37	3.89	4.45	4.82	5.08	5.42	5.57	5.81
CF/CO	-0.86	6.30	5.81	6.69	7.47	8.13	9.05	9.56	11.84
C/CF/H3	-10.71	17.62	3.28	4.07	4.93	5.74	7.16	8.30	10.01
C/CF/C/H2	-5.40	-2.48	2.74	3.49	4.05	4.58	5.50	5.77	7.10
C/CF/C3	0.60	N/A	N/A	N/A	N/A	N/A	N/A	N/A	N/A
C/CF/H2/O	-6.24	-6.68	2.86	3.88	4.69	5.17	5.50	5.81	5.26
CD/CF/H	-11.14	-0.98	3.39	4.16	4.73	5.17	5.76	6.11	6.39
CO/CF/H	-21.79	17.04	3.61	4.49	5.27	5.94	7.01	7.76	6.96
CO/CF/C	-23.96	-1.49	3.21	3.58	3.80	3.91	4.11	4.17	2.47
CO/CF/O	-25.05	-2.34	3.47	3.95	4.44	4.91	5.35	5.54	12.41
O/CF2	-32.01	15.12	7.74	9.68	11.27	12.52	14.25	15.42	17.46
O/CF/H	-46.55	14.59	3.95	4.42	4.76	5.04	5.47	5.80	6.34
O/CF/C	-32.00	-4.59	2.57	3.00	3.28	3.43	3.55	3.53	3.27
<i>C/CO/H3</i>	-10.18	30.41	6.19	7.84	9.40	10.79	13.02	14.77	17.58
<i>O/C/H</i>	-38.07	30.20	4.49	4.53	4.76	5.19	6.34	7.18	9.46
<i>C/H3/O</i>	-10.00	30.41	6.19	7.84	9.40	10.79	13.03	14.77	17.58

Table 2: Optimized group contributions to the  $\Delta_f H^\circ$  (kcal mol<sup>-1</sup>),  $S^\circ$  and  $C_p$  (cal mol<sup>-1</sup> K<sup>-1</sup>) of stable validation targets. Groups in italics were not optimized as part of *this work*.

Group	$\Delta_f H^\circ$	S	$C_p$						
			300	400	500	600	800	1000	1500
<i>O/CO/H</i>	-58.10	24.50	3.80	5.00	5.80	6.30	7.20	7.80	
<i>C/C/H3</i>	-10.03	30.42	6.26	7.86	9.36	10.68	12.88	14.92	17.19
<i>CD/H2</i>	6.28	27.59	5.10	6.31	7.44	8.42	9.99	11.20	13.17



Table 3: Optimized bond dissociation group contributions to the  $\Delta_f H^\circ$  (kcal mol<sup>-1</sup>),  $S^\circ$  and  $C_p$  (cal mol<sup>-1</sup> K<sup>-1</sup>) of validation targets.

Group	$\Delta_f H^\circ$	$S^\circ$	$C_p$						
			300	400	500	600	800	1000	1500
FJ	119.97	1.36	-0.46	-1.14	-1.74	-2.24	-3.01	-3.59	-4.53
F2CH2J	85.10	-3.46	0.10	0.26	-0.03	-0.49	-1.44	-2.22	-3.43
F3CH2J	89.21	-3.25	0.47	0.53	0.14	-0.38	-1.38	-2.19	-3.42
F2CHJCH3	83.90	-1.81	-0.81	-1.06	-1.29	-1.62	-2.30	-2.79	-3.68
F2OJ	67.16	-1.32	-1.88	-1.96	-2.12	-2.30	-2.63	-2.93	-3.58
F3OJ	80.17	-0.40	-1.98	-2.18	-2.32	-2.45	-2.71	-2.96	-3.57
F2CJO	90.99	0.93	-0.62	-1.27	-1.92	-2.50	-3.45	-4.14	-5.04
F2CH2OJ	106.98	0.25	0.53	0.24	-0.27	-0.76	-1.54	-2.13	-3.15



4            S            P            I            C  
          T                    P            *via* G            A

Table 4: Group contributions, symmetry numbers, number of rotors and unpaired electrons for molecules used to develop rules are provided below. Bond dissociation (BD) groups are emboldened.

Species	Molecular Formula	Group	Quantity	Symmetry	Rotors	Unpaired Electrons
Furan	C4H4O	O/CF2	1	2	0	0
		CF/H/O	2			
		CF/H	2			
Furan-2-yl	C4H3O	O/CF2	1	1	0	1
		CF/H/O	2			
		CF/H	2			
		<b>FJ</b>	1			
Furan-3-yl	C4H3O	O/CF2	1	1	0	1
		CF/H/O	2			
		CF/H	2			
		<b>FJ</b>	1			
2-methylfuran	C5H6O	O/CF2	1	3	1	0
		CF/H/O	1			
		CF/H	2			
		CF/C/O	1			
		<b>C/CF/H3</b>	1			
2-furanylmethyl	C5H5O	O/CF2	1	1	0	1
		CF/H/O	1			
		CF/H	2			
		CF/C/O	1			

Table 4: Group contributions, symmetry numbers, number of rotors and unpaired electrons for molecules used to develop rules are provided below. Bond dissociation (BD) groups are emboldened.

Species	Molecular Formula	Group	Quantity	Symmetry	Rotors	Unpaired Electrons
		C/CF/H3	1			
		<b>F2CH2J</b>	<b>1</b>			
		O/CF2	1	3	0	1
		CF/H/O	1			
2-methylfuran-3-yl	C5H5O	CF/H	2			
		CF/C/O	1			
		C/CF/H3	1			
		<b>FJ</b>	<b>1</b>			
		O/CF2	1	3	0	1
		CF/H/O	1			
		CF/H	2			
2-methylfuran-4-yl	C5H5O	CF/C/O	1			
		C/CF/H3	1			
		<b>FJ</b>	<b>1</b>			
		O/CF2	1	3	0	1
		CF/H/O	1			
		CF/H	2			
2-methylfuran-5-yl	C5H5O	CF/C/O	1			
		C/CF/H3	1			
		<b>FJ</b>	<b>1</b>			

Table 4: Group contributions, symmetry numbers, number of rotors and unpaired electrons for molecules used to develop rules are provided below. Bond dissociation (BD) groups are emboldened.

Species	Molecular Formula	Group	Quantity	Symmetry	Rotors	Unpaired Electrons
3-methylfuran	C5H6O	O/CF2	1	3	1	0
		CF/H/O	2			
		CF/C	1			
		C/CF/H3	1			
		CF/H	1			
3-methylfuran-2-yl	C5H5O	O/CF2	1	3	0	1
		CF/H/O	2			
		CF/C	1			
		C/CF/H3	1			
		CF/H	1			
		<b>FJ</b>	<b>1</b>			
3-furanylmethyl	C5H5O	O/CF2	1	1	0	1
		CF/H/O	2			
		CF/C	1			
		C/CF/H3	1			
		CF/H	1			
		<b>F3CH2J</b>	<b>1</b>			
3-methylfuran-4-yl	C5H5O	O/CF2	1	3	0	1
		CF/H/O	2			
		CF/C	1			
		C/CF/H3	1			

Table 4: Group contributions, symmetry numbers, number of rotors and unpaired electrons for molecules used to develop rules are provided below. Bond dissociation (BD) groups are emboldened.

Species	Molecular Formula	Group	Quantity	Symmetry	Rotors	Unpaired Electrons
		CF/H	1			
		<b>FJ</b>	<b>1</b>			
		O/CF2	1	3	0	1
		CF/H/O	2			
		CF/C	1			
3-methylfuran-5-yl	C5H5O	C/CF/H3	1			
		CF/H	1			
		<b>FJ</b>	<b>1</b>			
		O/CF2	1	18	2	0
		CF/C/O	2			
2,5-dimethylfuran	C6H8O	C/CF/H3	2			
		CF/H	2			
		O/CF2	1	3	1	1
		CF/C/O	2			
2-methyl-5-furanylmethylfuran	C6H7O	C/CF/H3	2			
		CF/H	2			
		<b>F2CH2J</b>	<b>1</b>			
		O/CF2	1	9	1	1
		CF/C/O	2			
2,5-dimethylfuran-3-yl	C6H7O	C/CF/H3	2			

Table 4: Group contributions, symmetry numbers, number of rotors and unpaired electrons for molecules used to develop rules are provided below. Bond dissociation (BD) groups are emboldened.

Species	Molecular Formula	Group	Quantity	Symmetry	Rotors	Unpaired Electrons
2,3-dimethylfuran	C6H8O	CF/H	2			
		<b>FJ</b>	1			
		O/CF2	1	9	2	0
		CF/C/O	1			
		CF/C	1			
		CF/H	2			
		CF/H/O	1			
3-methyl-2-furanylmethylfuran	C6H7O	C/CF/H3	2			
		O/CF2	1	3	1	1
		CF/C/O	1			
		CF/C	1			
		CF/H	2			
		CF/H/O	1			
		C/CF/H3	2			
<b>F2CH2J</b>	1					
2-methyl-3-furanylmethylfuran	C6H7O	O/CF2	1	3	1	1
		CF/C/O	1			
		CF/C	1			
		CF/H	2			
		CF/H/O	1			
C/CF/H3	2					

Table 4: Group contributions, symmetry numbers, number of rotors and unpaired electrons for molecules used to develop rules are provided below. Bond dissociation (BD) groups are emboldened.

Species	Molecular Formula	Group	Quantity	Symmetry	Rotors	Unpaired Electrons
		<b>F3CH2J</b>	1			
2,3-dimethylfuran-4-yl	C6H7O	O/CF2	1	9	2	1
		CF/C/O	1			
		CF/C	1			
		CF/H	2			
		CF/H/O	1			
		C/CF/H3	2			
		<b>FJ</b>	1			
2,3-dimethylfuran-5-yl	C6H7O	O/CF2	1	9	2	1
		CF/C/O	1			
		CF/C	1			
		CF/H	2			
		CF/H/O	1			
		C/CF/H3	2			
		<b>FJ</b>	1			
2,4-dimethylfuran	C6H8O	O/CF2	1	9	2	0
		CF/C/O	1			
		CF/H	1			
		CF/C	1			
		CF/H/O	1			
		C/CF/H3	2			

Table 4: Group contributions, symmetry numbers, number of rotors and unpaired electrons for molecules used to develop rules are provided below. Bond dissociation (BD) groups are emboldened.

Species	Molecular Formula	Group	Quantity	Symmetry	Rotors	Unpaired Electrons
4-methyl-2-furanylmethylfuran	C6H7O	O/CF2	1	3	1	1
		CF/C/O	1			
		CF/H	1			
		CF/C	1			
		CF/H/O	1			
		C/CF/H3	2			
		<b>F2CH2J</b>	<b>1</b>			
2,4-dimethylfuran-3-yl	C6H7O	O/CF2	1	9	1	1
		CF/C/O	1			
		CF/H	1			
		CF/C	1			
		CF/H/O	1			
		C/CF/H3	2			
		<b>FJ</b>	<b>1</b>			
2-methyl-4-furanylmethylfuran	C6H7O	O/CF2	1	3	1	1
		CF/C/O	1			
		CF/H	1			
		CF/C	1			
		CF/H/O	1			
		C/CF/H3	2			
		<b>F3CH2J</b>	<b>1</b>			



Table 4: Group contributions, symmetry numbers, number of rotors and unpaired electrons for molecules used to develop rules are provided below. Bond dissociation (BD) groups are emboldened.

Species	Molecular Formula	Group	Quantity	Symmetry	Rotors	Unpaired Electrons
2,4-dimethylfuran-5-yl	C6H7O	O/CF2	1	9	1	1
		CF/C/O	1			
		CF/H	1			
		CF/C	1			
		CF/H/O	1			
		C/CF/H3	2			
		<b>FJ</b>	<b>1</b>			
3,4-dimethylfuran	C6H8O	O/CF2	1	18	2	0
		CF/H/O	2			
		CF/C	2			
		C/CF/H3	2			
3,4-dimethylfuran-2-yl	C6H7O	O/CF2	1	9	2	1
		CF/H/O	2			
		CF/C	2			
		C/CF/H3	2			
		<b>FJ</b>				
3-methyl-4-furanylmethylfuran	C6H7O	O/CF2	1	3	1	1
		CF/H/O	2			
		CF/C	2			
		C/CF/H3	2			

Table 4: Group contributions, symmetry numbers, number of rotors and unpaired electrons for molecules used to develop rules are provided below. Bond dissociation (BD) groups are emboldened.

Species	Molecular Formula	Group	Quantity	Symmetry	Rotors	Unpaired Electrons
		<b>F3CH2J</b>				
2-ethylfuran	C6H8O	O/CF2	1	3	2	0
		CF/C/O	1			
		C/CF/C/H2	1			
		C/C/H3	1			
		CF/H	2			
		CF/H/O	1			
2-ethylfuran-2-yl (allylic)	C6H7O	O/CF2	1	3	1	1
		CF/C/O	1			
		C/CF/C/H2	1			
		C/C/H3	1			
		CF/H	2			
		CF/H/O	1			
		<b>F2CHJCH3</b>				
2-methyl-5-ethylfuran	C7H10O	O/CF2	1	9	3	0
		CF/C/O	2			
		C/CF/H3	1			
		CF/H	2			
		C/CF/C/H2	1			
		C/C/H3	1			

Table 4: Group contributions, symmetry numbers, number of rotors and unpaired electrons for molecules used to develop rules are provided below. Bond dissociation (BD) groups are emboldened.

Species	Molecular Formula	Group	Quantity	Symmetry	Rotors	Unpaired Electrons
2-methyl-5-ethylfuran-5-yl (secondary allylic)	C7H9O	O/CF2	1	9	2	1
		CF/C/O	2			
		C/CF/H3	1			
		CF/H	2			
		C/CF/C/H2	1			
		C/C/H3	1			
		<b>F2CHJCH3</b>	1			
2-vinylfuran	C6H6O	O/CF2	1	1	1	0
		CF/H/O	1			
		CF/H	2			
		CF/CD/O	1			
		CD/CF/H	1			
		CD/H2	1			
2-methyl-5-vinylfuran	C7H8O	O/CF2	1	3	2	0
		CF/C/O	1			
		C/CF/H3	1			
		CF/H	2			
		CF/CD/O	1			
		CD/CF/H	1			
		CD/H2	1			
2-furanol	C4H4O2	O/CF2	1	1	1	0

Table 4: Group contributions, symmetry numbers, number of rotors and unpaired electrons for molecules used to develop rules are provided below. Bond dissociation (BD) groups are emboldened.

Species	Molecular Formula	Group	Quantity	Symmetry	Rotors	Unpaired Electrons
		CF/H/O	1			
		CF/H	2			
		CF/O/O	1			
		O/CF/H	1			
		O/CF2	1	1	1	1
2-furanyloxy	C4H3O2	CF/H/O	1			
		CF/H	2			
		CF/O/O	1			
		O/CF/H	1			
		<b>F2OJ</b>	<b>1</b>			
		O/CF2	1	1	1	0
3-furanol	C4H4O2	CF/H/O	2			
		CF/H	1			
		CF/O	1			
		O/CF/H	1			
		O/CF2	1	1	1	1
3-furanyloxy	C4H3O2	CF/H/O	2			
		CF/H	1			
		CF/O	1			
		O/CF/H	1			
		<b>F3OJ</b>	<b>1</b>			

Table 4: Group contributions, symmetry numbers, number of rotors and unpaired electrons for molecules used to develop rules are provided below. Bond dissociation (BD) groups are emboldened.

Species	Molecular Formula	Group	Quantity	Symmetry	Rotors	Unpaired Electrons
5-methyl-2-furanol	C5H6O2	<b>O/CF2</b>	1	3	2	0
		<b>CF/O/O</b>	1			
		<b>O/CF/H</b>	1			
		<b>CF/H</b>	2			
		<b>CF/C/O</b>	1			
		<b>C/CF/H3</b>	1			
5-methyl-3-furanol	C5H6O2	<b>O/CF2</b>	1	3	2	0
		<b>CF/H/O</b>	1			
		<b>CF/O</b>	1			
		<b>O/CF/H</b>	1			
		<b>CF/H</b>	1			
		<b>CF/C/O</b>	1			
2-formylfuran	C5H4O2	<b>O/CF2</b>	1	1	1	0
		<b>CF/CO/O</b>	1			
		<b>CO/CF/H</b>	1			
		<b>CF/H</b>	2			
		<b>CF/H/O</b>	1			
2-formylfuran-2-yl	C5H4O2	<b>O/CF2</b>	1	1	1	1
		<b>CF/CO/O</b>	1			

Table 4: Group contributions, symmetry numbers, number of rotors and unpaired electrons for molecules used to develop rules are provided below. Bond dissociation (BD) groups are emboldened.

Species	Molecular Formula	Group	Quantity	Symmetry	Rotors	Unpaired Electrons
		CO/CF/H	1			
		CF/H	2			
		CF/H/O	1			
		<b>F2CJO</b>	<b>1</b>			
		O/CF2	1	1	1	0
3-formylfuran	C5H4O2	CF/H/O	2			
		CF/CO	1			
		CO/CF/H	1			
		CF/H	1			
		O/CF2	1	3	2	0
5-methyl-2-formylfuran	C6H6O2	CF/CO/O	1			
		CO/CF/H	1			
		CF/H	2			
		CF/C/O	1			
		C/CF/H3	1			
		O/CF2	1	3	2	0
5-methyl-3-formylfuran	C6H6O2	CF/H/O	1			
		CF/CO	1			
		CO/CF/H	1			
		CF/H	1			

Table 4: Group contributions, symmetry numbers, number of rotors and unpaired electrons for molecules used to develop rules are provided below. Bond dissociation (BD) groups are emboldened.

Species	Molecular Formula	Group	Quantity	Symmetry	Rotors	Unpaired Electrons
4,5-dimethyl-2-formylfuran	C7H8O2	<b>CF/C/O</b>	1	9	3	0
		<b>C/CF/H3</b>	1			
		<b>O/CF2</b>	1			
		<b>CF/CO/O</b>	1			
		<b>CO/CF/H</b>	1			
		<b>CF/H</b>	1			
		<b>CF/C</b>	1			
		<b>C/CF/H3</b>	1			
		<b>CF/C/O</b>	1			
		<b>C/CF/H3</b>	1			
2,5-diformylfuran	C6H4O2	<b>O/CF2</b>	1	18	2	0
		<b>CF/CO/O</b>	2			
		<b>CO/CF/H</b>	2			
		<b>CF/H</b>	2			
2-acetylfuran	C6H6O2	<b>O/CF2</b>	1	3	2	0
		<b>CF/CO/O</b>	1			
		<b>CO/CF/C</b>	1			
		<b>C/CO/H3</b>	1			
		<b>CF/H</b>	2			
		<b>CF/H/O</b>	1			

Table 4: Group contributions, symmetry numbers, number of rotors and unpaired electrons for molecules used to develop rules are provided below. Bond dissociation (BD) groups are emboldened.

Species	Molecular Formula	Group	Quantity	Symmetry	Rotors	Unpaired Electrons
3-acetylfuran	C6H6O2	O/CF2	1	3	2	0
		<b>CF/H/O</b>	2			
		<b>CF/CO</b>	1			
		<b>CO/CF/C</b>	1			
		<b>C/CO/H3</b>	1			
		<b>CF/H/O</b>	1			
5-methyl-2-acetylfuran	C7H8O2	O/CF2	1	9	3	0
		<b>CF/CO/O</b>	1			
		<b>CO/CF/C</b>	1			
		<b>C/CO/H3</b>	1			
		<b>CF/H</b>	2			
		<b>CF/C/O</b>	1			
		<b>C/CF/H3</b>	1			
5-methyl-3-acetylfuran	C7H8O2	O/CF2	1	9	3	0
		<b>CF/H/O</b>	1			
		<b>CF/CO</b>	1			
		<b>CO/CF/C</b>	1			
		<b>C/CO/H3</b>	1			
		<b>CF/H</b>	1			
		<b>CF/C/O</b>	1			
		<b>C/CF/H3</b>	1			



Table 4: Group contributions, symmetry numbers, number of rotors and unpaired electrons for molecules used to develop rules are provided below. Bond dissociation (BD) groups are emboldened.

Species	Molecular Formula	Group	Quantity	Symmetry	Rotors	Unpaired Electrons
2,5-dimethyl-3-acetylfuran	C8H10O2	O/CF2	1	27	4	0
		CF/C/O	2			
		C/CF/H3	2			
		CF/H	1			
		CF/CO	1			
		CO/CF/C	1			
		C/CO/H3	1			
2-hydroxymethylfuran	C5H6O2	O/CF2	1	1	2	0
		CF/C/O	1			
		C/CF/H2/O	1			
		O/C/H	1			
		CF/H	2			
		CF/H/O	1			
2-furylmethoxy	C5H6O2	O/CF2	1	1	1	1
		CF/C/O	1			
		C/CF/H2/O	1			
		O/C/H	1			
		CF/H	2			
		CF/H/O	1			
		<b>F2CH2OJ</b>	<b>1</b>			
5-methyl-2-hydroxymethylfuran	C6H8O2	O/CF2	1	3	3	0

Table 4: Group contributions, symmetry numbers, number of rotors and unpaired electrons for molecules used to develop rules are provided below. Bond dissociation (BD) groups are emboldened.

Species	Molecular Formula	Group	Quantity	Symmetry	Rotors	Unpaired Electrons	
42	5-methyl-3-hydroxymethylfuran	C6H8O2	<b>CF/C/O</b>	1	3	3	0
			<b>C/CF/H2/O</b>	1			
			<b>O/C/H</b>	1			
			<b>CF/H</b>	2			
			<b>CF/C/O</b>	1			
			<b>C/CF/H3</b>	1			
			<b>O/CF2</b>	1			
			<b>CF/H/O</b>	1			
			<b>CF/C</b>	1			
			<b>C/CF/H2/O</b>	1			
			<b>O/C/H</b>	1			
			<b>CF/H</b>	1			
			<b>CF/C/O</b>	1			
			<b>C/CF/H3</b>	1			
5-hydroxymethyl-2-formylfuran	C6H6O3	<b>O/CF2</b>	1	1	3	0	
		<b>CF/CO/O</b>	1				
		<b>CO/CF/H</b>	1				
		<b>CF/H</b>	2				
		<b>CF/C/O</b>	1				
		<b>C/CF/H2/O</b>	1				
		<b>O/C/H</b>	1				

Table 4: Group contributions, symmetry numbers, number of rotors and unpaired electrons for molecules used to develop rules are provided below. Bond dissociation (BD) groups are emboldened.

Species	Molecular Formula	Group	Quantity	Symmetry	Rotors	Unpaired Electrons
2-methoxyfuran	C5H6O2	<b>O/CF2</b>	1	3	2	0
		<b>CF/O/O</b>	1			
		<b>O/CF/C</b>	1			
		<b>C/H3/O</b>	1			
		<b>CF/H</b>	2			
		<b>CF/H/O</b>	1			
3-methoxyfuran	C5H6O2	<b>O/CF2</b>	1	3	2	0
		<b>CF/H/O</b>	2			
		<b>CF/O</b>	1			
		<b>O/CF/C</b>	1			
		<b>C/H3/O</b>	1			
		<b>CF/H/O</b>	1			
2-furoic acid	C5H4O3	<b>O/CF2</b>	1	1	2	0
		<b>CF/CO/O</b>	1			
		<b>CO/CF/O</b>	1			
		<b>O/CO/H</b>	1			
		<b>CF/H</b>	2			
		<b>CF/H/O</b>	1			
3-furoic acid	C5H4O3	<b>O/CF2</b>	1	1	2	0
		<b>CF/H/O</b>	2			
		<b>CF/CO</b>	1			

Table 4: Group contributions, symmetry numbers, number of rotors and unpaired electrons for molecules used to develop rules are provided below. Bond dissociation (BD) groups are emboldened.

Species	Molecular Formula	Group	Quantity	Symmetry	Rotors	Unpaired Electrons
5-methyl-2-furoic acid	C6H6O3	<b>CO/CF/O</b>	1			
		<b>O/CO/H</b>	1			
		<b>CF/H/O</b>	1			
		<b>O/CF2</b>	1	3	3	0
		<b>CF/CO/O</b>	1			
		<b>CO/CF/O</b>	1			
		<b>O/CO/H</b>	1			
		<b>CF/H</b>	2			
		<b>CF/C/O</b>	1			
		<b>C/CF/H3</b>	1			
5-methyl-3-furoic acid	C6H6O3	<b>O/CF2</b>	1	3	3	0
		<b>CF/H/O</b>	1			
		<b>CF/CO</b>	1			
		<b>CO/CF/O</b>	1			
		<b>O/CO/H</b>	1			
		<b>CF/H</b>	1			
		<b>CF/C/O</b>	1			
		<b>C/CF/H3</b>	1			
2,5-dimethyl-3-furoic acid	C7H8O3	<b>O/CF2</b>	1	9	4	0
		<b>CF/C/O</b>	2			
		<b>C/CF/H3</b>	2			

Table 4: Group contributions, symmetry numbers, number of rotors and unpaired electrons for molecules used to develop rules are provided below. Bond dissociation (BD) groups are emboldened.

Species	Molecular Formula	Group	Quantity	Symmetry	Rotors	Unpaired Electrons
		<b>CF/CO</b>	1			
		<b>CO/CF/O</b>	1			
		<b>O/CO/H</b>	1			
		<b>CF/H</b>	1			
		<b>O/CF2</b>	1	18	4	0
		<b>CF/CO/O</b>	2			
2,5-difuroic acid	C6H4O5	<b>CO/CF/O</b>	2			
		<b>O/CO/H</b>	2			
		<b>CF/H</b>	2			