



**HAL**  
open science

## European Options Sensitivity with Respect to the Correlation for Multidimensional Heston Models

Lokman Abbas-Turki, Damien Lamberton

► **To cite this version:**

Lokman Abbas-Turki, Damien Lamberton. European Options Sensitivity with Respect to the Correlation for Multidimensional Heston Models. *International Journal of Theoretical and Applied Finance*, 2014, 17 (03), pp.DOI: 10.1142/S0219024914500150. hal-00867887

**HAL Id: hal-00867887**

**<https://hal.science/hal-00867887v1>**

Submitted on 1 Oct 2013

**HAL** is a multi-disciplinary open access archive for the deposit and dissemination of scientific research documents, whether they are published or not. The documents may come from teaching and research institutions in France or abroad, or from public or private research centers.

L'archive ouverte pluridisciplinaire **HAL**, est destinée au dépôt et à la diffusion de documents scientifiques de niveau recherche, publiés ou non, émanant des établissements d'enseignement et de recherche français ou étrangers, des laboratoires publics ou privés.

# European Options Sensitivity with Respect to the Correlation for Multidimensional Heston Models

L. A. Abbas-Turki and D. Lamberton

Université Paris-Est Marne-la-Vallée, LAMA

October 1, 2013

## Abstract

This paper is devoted to the sensitivity study of the European option prices according to the correlation parameters when dealing with the multi-asset Heston model. When the Feller condition is not fulfilled, the CIR flow regularity is needed to prove the differentiability of the price according to the correlation. In the bidimensional case when the Feller condition is satisfied, the regularity of the volatility according to the correlation allows us to establish an asymptotic expression of the derivative of the price with respect to the correlation. This approximation provides the monotony for the exchange options then heuristically for spread option prices at short maturities. We also obtain this monotony for some restrictive choices of the products  $\{\eta_i \rho_i\}_{i=1,2}$  and  $\{\eta_i \sqrt{1 - \rho_i^2}\}_{i=1,2}$  where  $\eta_i$  is the volatility of the volatility and  $\rho_i$  is the asset/volatility correlation coefficient. Then, we explain how to extend the overall study to options written on more than two assets and on models that are derived from Heston model, like the double Heston model. We conclude by a large number of simulations that comfort the theoretical results.

## 1 Introduction

For a convex payoff, the authors of [1] prove the monotony of the price of a European contract according to the volatility of the Black & Scholes (B&S) model. In the same fashion, let us prove the monotony according to the correlation parameter for the bidimensional B&S model

$$\begin{aligned} dS_t^1 &= S_t^1 \sigma_1 dW_t^1, & S_0^1 &= x_0^1, \\ dS_t^2 &= S_t^2 \sigma_2 (\rho dW_t^1 + \sqrt{1 - \rho^2} dW_t^2), & S_0^2 &= x_0^2. \end{aligned} \quad (1)$$

Let  $f$  be the convex payoff

$$f(s) = (a_1 s_1 + a_2 s_2 \pm K)_+ = \max(a_1 s_1 + a_2 s_2 \pm K, 0), \quad (a_1, a_2) \in \mathbb{R}^2 \quad (2)$$

and  $F(t, x)$  the price of the studied contract, given under the risk-neutral probability by

$$F(t, x) = E \left( f(S_T) \middle| S_t = x \right) = E_{t,x} (f(S_T)).$$

Associated to the model (1) and to the convex payoff (2), the price function  $F(t, x) \in \mathcal{C}^{1,2}((0, T) \times \mathbb{R}_+^2)$ . This can be justified by the fact that the asset vector  $S_T$  has a log-normal distribution which is sufficient to perform the wanted differentiations. Besides,  $F(t, x)$  satisfies the Black & Scholes PDE

$$\frac{\partial F}{\partial t}(t, x) + \frac{1}{2} \left( \sigma_1^2 \frac{\partial^2 F}{\partial x_1^2}(t, x) x_1^2 + \sigma_2^2 \frac{\partial^2 F}{\partial x_2^2}(t, x) x_2^2 + \rho \sigma_1 \sigma_2 \frac{\partial^2 F}{\partial x_1 \partial x_2}(t, x) x_1 x_2 \right) = 0, \quad F(T, x) = f(x),$$

We suppose now that the misspecified asset vector has the dynamic (1) but with a misspecified correlation  $\bar{\rho} \neq \rho$ , that is to say

$$\begin{aligned} d\bar{S}_t^1 &= \bar{S}_t^1 \sigma_1 dW_t^1, & \bar{S}_0^1 &= x_0^1, \\ d\bar{S}_t^2 &= \bar{S}_t^2 \sigma_2 (\bar{\rho} dW_t^1 + \sqrt{1 - \bar{\rho}^2} dW_t^2), & \bar{S}_0^2 &= x_0^2. \end{aligned}$$

We have already seen that  $F(t, x) \in \mathcal{C}^{1,2}((0, T) \times \mathbb{R}_+^2)$  and using Ito calculus

$$\begin{aligned} F(T, \bar{S}_T) &= F(0, \bar{S}_0) + \sum_{i=1}^2 \int_0^T \frac{\partial F}{\partial x_i}(t, \bar{S}_t) d\bar{S}_t^i + \int_0^T \frac{\partial F}{\partial t}(t, \bar{S}_t) dt \\ &+ \frac{1}{2} \int_0^T \left( \sigma_1^2 \frac{\partial^2 F}{\partial x_1^2}(t, \bar{S}_t) [\bar{S}_t^1]^2 + \sigma_2^2 \frac{\partial^2 F}{\partial x_2^2}(t, \bar{S}_t) [\bar{S}_t^2]^2 + 2\bar{\rho}\sigma_1\sigma_2 \frac{\partial^2 F}{\partial x_1 \partial x_2}(t, \bar{S}_t) \bar{S}_t^1 \bar{S}_t^2 \right) dt, \end{aligned}$$

Combining the previous equality with the Black & Scholes PDE we get

$$E(F(T, \bar{S}_T)) = F(0, S_0) + (\bar{\rho} - \rho) E \left\{ \int_0^T \sigma_1 \sigma_2 \frac{\partial^2 F}{\partial x_1 \partial x_2}(t, \bar{S}_t) \bar{S}_t^1 \bar{S}_t^2 dt \right\}. \quad (3)$$

To compute the cross derivative, we consider the derivatives of  $S_T$  with respect to  $S_t = x$  ( $t < T$ ),

$$\partial_{x_1} S_T^1 = \frac{S_T^1}{S_t^1}, \quad \partial_{x_2} S_T^2 = \frac{S_T^2}{S_t^2}, \quad \partial_{x_2} S_T^1 = \partial_{x_1} S_T^2 = 0.$$

When the payoff (2) is used then

$$\frac{\partial^2 F}{\partial x_1 \partial x_2}(t, x) = a_1 a_2 E_{t,x} \left( \frac{S_T^1}{x_1} \frac{S_T^2}{x_2} \varepsilon(a_1 S_T^1 + a_2 S_T^2 \pm K) \right), \quad (4)$$

where  $\varepsilon$  is the Dirac distribution that can be justified thanks to the log-normal distribution  $g$  of  $\left( \frac{S_T^1}{x_1}, \frac{S_T^2}{x_2} \right)$ :

$$\begin{aligned} \frac{\partial^2 F}{\partial x_1 \partial x_2}(t, x) &= -\frac{a_2}{x_1} \int_{\mathbb{R}_+^2} 1_{a_1 x_1 v_1 + a_2 x_2 v_2 \geq \pm K} \partial_{v_1} [v_1 v_2 g(v_1, v_2)] dv_1 dv_2 \\ &= -\frac{a_1}{x_2} \int_{\mathbb{R}_+^2} 1_{a_1 x_1 v_1 + a_2 x_2 v_2 \geq \pm K} \partial_{v_2} [v_1 v_2 g(v_1, v_2)] dv_1 dv_2. \end{aligned}$$

From equality (4),  $a_1 a_2 \frac{\partial^2 F}{\partial x_1 \partial x_2}(t, x)$  is clearly positive and the price is monotonous with respect to  $\rho$ . The direction of the latter monotony depends on the sign of the product  $a_1 a_2$ . As an analogue of the implied volatility, thanks to the uniqueness of  $\rho$  one can define it as the **implied correlation** obtained from the market calibration of two assets that has the bidimensional B&S dynamics. As we will see in section 3, this notion of implied correlation is difficult to prove theoretically when using more complex models, like the Heston model.

In this paper, the assumed bidimensional version of the Heston model presumes the following dynamic for the couples asset/volatility  $(S_T^i, \nu_T^i)_{i=1,2}$

$$S_T^1 = x_1 \exp \left( \int_t^T \sqrt{\nu_s^1} dW_s^1 - \frac{1}{2} \int_t^T \nu_s^1 ds \right), \quad (5)$$

$$S_T^2 = x_2 \exp \left( \int_t^T \sqrt{\nu_s^2} (\rho dW_s^1 + \sqrt{1 - \rho^2} dW_s^2) - \frac{1}{2} \int_t^T \nu_s^2 ds \right), \quad (6)$$

$$\nu_T^1 = y_1 + \kappa_1 \int_t^T (\theta_1 - \nu_s^1) ds + \eta_1 \int_t^T \sqrt{\nu_s^1} dB_s^1, \quad (7)$$

$$B_s^1 = \rho_1 W_s^1 + \sqrt{1 - \rho_1^2} \widetilde{W}_s^1,$$

$$\nu_T^2 = y_2 + \kappa_2 \int_t^T (\theta_2 - \nu_s^2) ds + \eta_2 \int_t^T \sqrt{\nu_s^2} dB_s^2, \quad (8)$$

$$B_s^2 = \rho_2 \left( \rho W_s^1 + \sqrt{1 - \rho^2} W_s^2 \right) + \sqrt{1 - \rho_2^2} \widetilde{W}_s^2,$$

where  $(W^1, W^2, \widetilde{W}^1, \widetilde{W}^2)$  is a four-dimensional Brownian motion (these four Brownian motions are independent).

We point out that the model specified by the previous SDEs does not include all the bidimensional Heston models. Indeed, the choice of this correlation structure is justified from a practitioner's point of view because it allows to calibrate simply each asset to the one-dimensional put and call options, then add a correlation parameter  $\rho$  that can be calibrated from a spread option. Thus, the overall model will reproduce the prices of vanilla options and spread options. Although this model was already considered by various authors (see for example [2]) and widely used by practitioners, one of its drawbacks comes from constraining the correlation, between the Brownian motions of the two volatilities, to be equal to  $\rho\rho_1\rho_2$ .

Using the results of Bessel flow regularity in [3], we study in section 2 the regularity of the CIR flow related to the SDEs (7) and (8) then the volatility regularity with respect to the correlation of the Brownian motions. In section 3, we prove the differentiability of the price according to the correlation when the Feller condition is not fulfilled and we study some restrictive cases for which the price is monotonous with respect to the correlation. The derivative of  $\nu^2$  according to  $\rho$  is needed to establish in section 4 an asymptotic expression of the derivative of the price that works well for maturities  $T \leq 0.3$ . In sections 3 and 4, we present also the basic ideas that allow to generalize our results to the multi-asset Heston and to models that are derived from Heston model, like the double Heston model. Thanks to a parallel implementation on the GPU Nvidia 480GTX, section 5 shows several tests of the error of our asymptotic approximation and it provides various Monte Carlo simulations that illustrate the monotony.

## 2 CIR flow regularity and volatility regularity with respect to the correlation

For a fixed  $t \geq 0$  and for  $s \geq t$ ,  $\nu^1$  and  $\nu^2$  share the same common CIR SDE given by

$$d\nu_s = \kappa(\theta - \nu_s)ds + \eta\sqrt{\nu_s} \left( r dW_s^1 + \sqrt{1 - r^2} dW_s^2 \right), \quad \nu_t = y, \quad r \in [-1, 1], \quad (9)$$

where here the Brownian motions  $W^1$  and  $W^2$  are independent but are not the same as the ones used in the previous section. However, it is quite clear that studying the flow of  $\nu$  in (9) is equivalent to studying the flow of  $\nu^1$  and  $\nu^2$  in (7) and (8). Moreover, the differentiability results of  $\nu^2$  with respect to  $\rho$  are similar to the differentiability results of  $\nu$  with respect to  $r$ .

In this section, we use either the Feller condition

$$\text{(A0)} \quad y > 0, \quad 2\kappa\theta \geq \eta^2,$$

or the following weaker assumption

$$\text{(A1)} \quad y > 0, \quad 4\kappa\theta > \eta^2.$$

Introducing the process  $(0, \infty) \ni y \mapsto \tau_0(y)$  defined by

$$\tau_0(y) = \inf \{s \geq t, \nu_s(y) = 0\}, \quad (10)$$

we refer for example to [4] for the proof of the finiteness of  $\tau_0(y)$  once **(A0)** is not satisfied, which means for a fixed  $y > 0$  we have  $P(\tau_0(y) < \infty) = 1$ .

The result of this section is summarized in the following theorem

**Theorem 2.1** *Let  $\nu$  be a CIR process driven by the SDE (9). Under the assumption **(A0)**, both applications  $(0, \infty) \ni y \mapsto \nu_s$  and  $(-1, 1) \ni r \mapsto \nu_s$  are  $\mathcal{C}^1$ . When **(A0)** is not fulfilled but **(A1)** is satisfied,  $(-1, 1) \ni r \mapsto \nu_s$  remains continuous and there exists a modification  $\tilde{\nu}$  of  $\nu$  such that  $(0, \infty) \ni y \mapsto \tilde{\nu}_s$  is  $\mathcal{C}^1$  in probability sense. Moreover, the first derivative  $\partial_y \tilde{\nu}$  coincides with  $\dot{\nu} := \partial_y \nu$  on  $[t, \tau_0(y)[$  and the former derivative vanishes on  $[\tau_0(y), \infty[$ .*

*Besides, when either **(A0)** is fulfilled or **(A1)** is satisfied with  $0 \leq t \leq s < \tau_0(y)$  then*

$$\frac{\dot{\nu}_s}{\sqrt{\nu_s}} = \frac{1}{\sqrt{\nu_t}} \exp \left( -\frac{\kappa(s-t)}{2} - \frac{1}{2} \left( \kappa\theta - \frac{\eta^2}{4} \right) \int_t^s \frac{du}{\nu_u} \right). \quad (11)$$

for these same assumptions and taking  $t = 0$ ,  $\partial_r \nu$  satisfies the following SDE

$$\begin{aligned} \partial_r \nu_s &= -\kappa \int_0^s \partial_r \nu_u du + \eta \int_0^s \frac{\partial_r \nu_u}{2\sqrt{\nu_u}} \left( r dW_u^1 + \sqrt{1-r^2} dW_u^2 \right) \\ &+ \eta \int_0^s \sqrt{\nu_u} \left( dW_u^1 - \frac{r}{\sqrt{1-r^2}} dW_u^2 \right) \end{aligned}, \quad \partial_r \nu_0 = 0, \quad (12)$$

that can be solved by a variation of constants method, to obtain

$$\partial_r \nu_s = \dot{\nu}_s \left( \eta r \int_0^s \frac{\sqrt{\nu_u}}{\dot{\nu}_u} \left( dW_u^1 - \frac{r}{\sqrt{1-r^2}} dW_u^2 \right) \right), \quad (13)$$

where in the latter equality,  $\dot{\nu}$  is the flow derivative at  $t = 0$  (replace  $t$  by 0 in (11)).

Note that (12) is only valid before time  $\tau_0(y)$ . Therefore, in order to prove the differentiability of the price with respect to the correlation under **(A1)**, we need additional work. This will be the main goal of section 3, in which we use the infinitesimal generator and the regularity of the flow. Unfortunately, the latter trick does not allow us to establish an asymptotic approximation and the only thing that we were able to do is to show that the asymptotic approximation, established when **(A0)** is fulfilled, works well numerically even for cases when only **(A1)** is satisfied.

### **Proof of Theorem 2.1:**

We subdivide this proof into three steps

**Step1:** Proving the regularity of the flow.

The solution of (9) is locally differentiable with respect to  $y$ , this means that we can differentiate with respect to  $y$  up to the time  $\tau_0(y)$  which is the upper limit of  $\tau_{1/n}^n(y) = \inf \{s \geq t : \nu_s^n \leq 1/n\}$ , such that  $\nu_s^n$  is the solution of the truncated SDE associated to (9) with  $\nu_t^1 = y$  (we refer to [5] for more details). For  $s \in [t, \tau_0(y)[$ , we get

$$\dot{\nu}_s = 1 - \kappa \int_t^s \dot{\nu}_u du + \eta \int_t^s \frac{\dot{\nu}_u}{2\sqrt{\nu_u}} \left( r dW_u^1 + \sqrt{1-r^2} dW_u^2 \right). \quad (14)$$

By a change of variable using the logarithmic function, we obtain the solution of (14) for  $s < \tau_0(y)$

$$\dot{\nu}_s = \exp \left( -\kappa(s-t) + \eta \int_t^s \frac{r dW_u^1 + \sqrt{1-r^2} dW_u^2}{2\sqrt{\nu_u}} - \frac{1}{2} \eta^2 \int_t^s \frac{du}{4\nu_u^i} \right). \quad (15)$$

Moreover, by another change of variable  $X_s = \ln(e^{\kappa(s-t)}\nu_s)$ , this time on the  $\nu$  SDE, using Ito calculus we get

$$\exp\left(\eta \int_t^s \frac{rdW_u^1 + \sqrt{1-r^2}dW_u^2}{2\sqrt{\nu_u}}\right) = \sqrt{\frac{\nu_u}{y}} \exp\left(\frac{\kappa(s-t)}{2} - \frac{1}{2}\left(\kappa\theta - \frac{\eta^2}{2}\right) \int_t^s \frac{du}{\nu_u}\right),$$

which combined with (15) provides (11) for  $s < \tau_0(y)$ .

According to [3] (Proof of theorem 1.3), when  $\delta \in ]1, 2[$  the bessel flow  $(0, \infty) \ni x \mapsto \Theta(x, s)$ , that satisfies (16) driven by the Brownian motion  $\beta$

$$\Theta(x, s) = x + \beta_s + \frac{\delta - 1}{2} \int_t^s \frac{du}{\Theta(x, u)}, \quad \Theta(x, t) = x, \quad (16)$$

has a modification that admits a continuous derivative in probability sense that vanishes when  $s \geq \tau_0(y)$ . Consequently, one can use the same modification for the CIR flow because they are both related by the following equalities

$$\nu_s = \exp[-\kappa(s-t)] \Theta^2\left(\sqrt{y}, \frac{\eta^2}{4\kappa}(e^{\kappa(s-t)} - 1)\right), \quad \delta = \frac{4\kappa\theta}{\eta^2}. \quad (17)$$

To prove (17), we use Ito calculus on  $Z_s = \exp[\kappa(s-t)]\nu_s$  and we employ the time change  $l_s = \frac{1}{\kappa} \ln\left(\frac{4\kappa s}{\eta^2}\right) + t$  to get

$$Z_{l_s} = y + \frac{4\kappa\theta}{\eta^2}(s-t) + 2 \int_t^s \sqrt{Z_{l_u}} d\beta_u.$$

Finally, defining  $\Theta(\sqrt{y}, s) = \sqrt{Z_{l_s}}$ , we obtain (16) with  $x = \sqrt{y}$ .

**Step2:** Proving the continuity of  $\nu$  with respect to  $r$ .

We define two Brownian motions  $B_s = rW_s^1 + \sqrt{1-r^2}W_s^2$  and  $\bar{B}_s = \bar{r}W_s^1 + \sqrt{1-\bar{r}^2}W_s^2$  thanks to which we set

$$\begin{aligned} d\nu_s &= \kappa(\theta - \nu_s)ds + \eta\sqrt{\nu_s}dB_s, & \nu_0 &= y, \\ d\bar{\nu}_s &= \kappa(\theta - \bar{\nu}_s)ds + \eta\sqrt{\bar{\nu}_s}d\bar{B}_s, & \bar{\nu}_0 &= y \end{aligned} \quad (18)$$

and we will prove that  $\lim_{\bar{r} \rightarrow r} \bar{\nu}_s = \nu_s$  a.s.

Let  $a_n$  be a positive decreasing sequence defined by  $a_n = a_{n-1}e^{-n}$ , that satisfies

$$\int_{a_n}^{a_{n-1}} \frac{dx}{x} = n. \quad (19)$$

Afterwards, we set  $\phi_n \in \mathcal{C}_c^\infty(\mathbb{R})$  a mollifier function with support equal to  $[a_n, a_{n-1}]$  such that  $0 \leq \phi_n(x) \leq_{(*)} \frac{2}{nx}$  and (19) allows to have  $\int_{\mathbb{R}} \phi_n(x)dx = 1$ . Thanks to  $\phi_n$ , we define an approximation

$$\psi_n(x) = \int_0^{|x|} dy \int_0^y \phi_n(z)dz \quad (20)$$

of the function absolute value  $|\cdot|$ . Indeed

$$\begin{aligned} |x| &= \int_0^{|x|} dy \left( \int_0^y \phi_n(z)dz + \int_y^\infty \phi_n(z)dz \right) \\ &= \psi_n(x) + \int_0^{|x|} dy \int_y^\infty \phi_n(z)dz \end{aligned}$$

thus,  $|x| \geq \psi_n(x)$  and because  $\int_y^\infty \phi_n(z) dz \leq 1_{[0, a_{n-1}]}(y)$ , then  $|x| - a_{n-1} \leq_{(**)} \psi_n(x)$ . In addition, for  $|x| \geq a_n$  (otherwise the first and the second derivative are equal to zero),

$$\psi'_n(x) = \text{Sgn}(x) \int_0^{|x|} \phi_n(z) dz \quad \text{with} \quad |\psi'_n(x)| \leq_{(***)} 1_{[0, a_{n-1}]}(|x|) \quad \&$$

$$\psi''_n(x) = \phi_n(|x|) \in \left[0, \frac{2}{n|x|}\right].$$

Applying Ito calculus to  $\psi_n(\Delta_s)$ , with  $\Delta_s = \bar{\nu}_s - \nu_s$ , we obtain

$$\begin{aligned} \psi_n(\Delta_s) &= \int_0^s \psi'_n(\Delta_u) d\Delta_u + \frac{1}{2} \int_0^s \psi''_n(\Delta_u) d\langle \Delta \rangle_u \\ &= -\kappa \int_0^s \psi'_n(\Delta_u) \Delta_u du + L_s + \frac{1}{2} \int_0^s \psi''_n(\Delta_u) d\langle \Delta \rangle_u, \end{aligned}$$

where  $L_s = \int_0^s \psi'_n(\Delta_u) d(M_u + N_u)$  is a square integrable martingale, because of the inequality (\*\*\*) and that both  $M$  and  $N$  are two square integrable martingales (we refer the reader to [6]) with

$$M_s = \eta \int_0^s \sqrt{\nu_u} d(\bar{B}_u - B_u), \quad N_s = \eta \int_0^s (\sqrt{\bar{\nu}_u} - \sqrt{\nu_u}) d\bar{B}_u.$$

Employing Doob's  $L^2$ -inequality on  $L_s^* = \sup_{0 \leq u \leq s} L_s$  and (\*\*\*) provide

$$\begin{aligned} E((L_s^*)^2) &\leq 4E(L_s^2) = 4E\left(\int_0^s (\psi'_n)^2(\Delta_u) d\langle M + N \rangle_u\right) \\ &\leq 4E\left(\int_0^s 1_{[0, a_{n-1}]}(|\Delta_u|) d\langle M + N \rangle_u\right). \end{aligned} \quad (21)$$

Besides

$$\begin{aligned} d\langle \Delta, \Delta \rangle_u &= d\langle M + N, M + N \rangle_u \leq 2d\langle M, M \rangle_u + 2d\langle N, N \rangle_u \\ &= 2\eta^2 (\nu_u d\langle \bar{B} - B \rangle_u + (\sqrt{\bar{\nu}_u} - \sqrt{\nu_u})^2 du). \end{aligned} \quad (22)$$

Using both inequalities (\*\*) and (\*\*\*)

$$|\Delta_s| \leq a_{n-1} + \kappa \int_0^s |\Delta_u| du + L_s^* + \frac{1}{2} \int_0^s \psi''_n(\Delta_u) d\langle M + N, M + N \rangle_u.$$

Denoting the supremum  $X_s = \sup_{0 \leq u \leq s} |\Delta_u|$  and using the inequality  $(a + b + c + d)^2 \leq 4(a^2 + b^2 + c^2 + d^2)$  we get

$$X_s^2 \leq 4a_{n-1}^2 + 4\left(\kappa \int_0^s X_u du\right)^2 + 4(L_s^*)^2 + \left(\int_0^s \psi''_n(\Delta_u) d\langle M + N, M + N \rangle_u\right)^2,$$

afterwards, we take the expectation and we use (21) and Cauchy-Schwarz inequality for the first integral term ( $s \leq T$ )

$$\begin{aligned} E[X_s^2] &\leq 4a_{n-1}^2 + 4T\kappa^2 E\left[\int_0^s X_u^2 du\right] \\ &\quad + 16E\left[\int_0^s 1_{[0, a_{n-1}]}(|\Delta_u|) d\langle M + N \rangle_u\right] \\ &\quad + E\left[\left(\int_0^s \psi''_n(\Delta_u) d\langle M + N \rangle_u\right)^2\right] \end{aligned}$$

then (22), (\*) and  $(\sqrt{\bar{\nu}_u} - \sqrt{\nu_u})^2 \leq |\bar{\nu}_u - \nu_u|$  provide

$$\begin{aligned} E[X_s^2] &\leq 4a_{n-1}^2 + 4\kappa^2 T E \left[ \int_0^s X_u^2 du \right] \\ &\quad + 16\eta^4 E \left[ \int_0^s \nu_u d\langle \bar{B} - B \rangle_u + \int_0^s 1_{[0, a_{n-1}]} (|\Delta_u|) |\Delta_u| du \right] \\ &\quad + \frac{16\eta^4}{n^2} E \left( s + \int_0^s 1_{[a_n, a_{n-1}]} (|\Delta_u|) \frac{\nu_u}{|\Delta_u|} d\langle \bar{B} - B \rangle_u \right)^2, \end{aligned}$$

by continuing the computations, we obtain

$$\begin{aligned} E[X_s^2] &\leq 4a_{n-1}^2(1 + 4s\eta^4) + 4\kappa^2 T E \left[ \int_0^s X_u^2 du \right] \\ &\quad + 16\eta^4 E \left[ \int_0^s \nu_u d\langle \bar{B} - B \rangle_u \right] \\ &\quad + \frac{16\eta^4}{n^2} E \left( s + \int_0^s \frac{\nu_u}{a_n} d\langle \bar{B} - B \rangle_u \right)^2. \end{aligned}$$

Let us take a sequence  $\bar{B} = B^k$  of Brownian motions that converges a.s. to  $B$ , once we apply Gronwall lemma

$$E[X_s^2] \leq \alpha(n, k) e^{4\kappa^2 T^2} \quad (23)$$

with

$$\begin{aligned} \alpha(n, k) &= 4a_{n-1}^2(1 + 4s\eta^4) + 16\eta^4 s/n^2 + (16\eta^4/n^2) E \left( \int_0^s \frac{\nu_u}{a_n} d\langle B^k - B \rangle_u \right)^2 \\ &\quad + 16\eta^4 E \left( \int_0^s \nu_u d\langle B^k - B \rangle_u \right). \end{aligned}$$

To conclude, we take  $n$  such that  $4a_{n-1}^2(1 + 4s\eta^4) + \frac{16\eta^4 s}{n^2} < \epsilon/2$  then, for a fixed  $n$ , we choose  $k$  such that  $\frac{16\eta^4}{n^2} E \left( \int_0^s \frac{\nu_u}{a_n} d\langle B^k - B \rangle_u \right)^2 + 16\eta^4 E \left( \int_0^s \nu_u d\langle B^k - B \rangle_u \right) < \epsilon/2$ . The latter fact is possible because  $\nu_u$  admits moments of all orders (see the reference [6]). Finally, we complete the proof of the continuity by using Fatou lemma on the left side of inequality (23).

**Step3:** Proving the differentiability of  $\nu$  with respect to  $r$ .

Taking  $\epsilon \in ]0, y[$ , we define  $\tau_\epsilon(y)$ ,  $\bar{\tau}_\epsilon(y)$  and  $\tilde{\tau}_\epsilon(y)$  as

$$\tau_\epsilon(y) = \inf\{s > 0 : \nu_s(y) = \epsilon\}, \quad \bar{\tau}_\epsilon(y) = \inf\{s > 0 : \bar{\nu}_s(y) = \epsilon\}, \quad \tilde{\tau}_\epsilon(y) = \tau_\epsilon(y) \wedge \bar{\tau}_\epsilon(y), \quad (24)$$

We introduce the stochastic processes  $\Delta_s = (\bar{\nu}_s - \nu_s)/(\bar{r} - r)$  and  $\Lambda_s$  that satisfy the following SDEs

$$\begin{aligned} d\Delta_s &= -\kappa\Delta_s ds + \eta \frac{\sqrt{\bar{\nu}_s} - \sqrt{\nu_s}}{\bar{r} - r} d\bar{B}_s + \eta\sqrt{\nu_s} d\left(\frac{\bar{B}_s - B_s}{\bar{r} - r}\right), \quad \Delta_0 = 0, \\ &= -\kappa\Delta_s ds + \eta \frac{\Delta_s}{\sqrt{\bar{\nu}_s} + \sqrt{\nu_s}} d\bar{B}_s + \eta\sqrt{\nu_s} d\left(\frac{\bar{B}_s - B_s}{\bar{r} - r}\right) \end{aligned}$$

$$d\Lambda_s = -\kappa\Lambda_s ds + \eta \frac{\Lambda_s}{\sqrt{\bar{\nu}_s} + \sqrt{\nu_s}} d\bar{B}_s, \quad \Lambda_0 = 1,$$



which provides, by a variation of constants technique  $\Delta_{s \wedge \tilde{\tau}_\epsilon(y)} = C_{s \wedge \tilde{\tau}_\epsilon(y)} \Lambda_{s \wedge \tilde{\tau}_\epsilon(y)}$  with

$$\Lambda_{s \wedge \tilde{\tau}_\epsilon(y)} = \exp \left( -\kappa(s \wedge \tilde{\tau}_\epsilon(y)) + \eta \int_0^{s \wedge \tilde{\tau}_\epsilon(y)} \frac{d\bar{B}_u}{\sqrt{\bar{\nu}_u} + \sqrt{\nu_u}} - \frac{\eta^2}{2} \int_0^{s \wedge \tilde{\tau}_\epsilon(y)} \frac{du}{(\sqrt{\bar{\nu}_u} + \sqrt{\nu_u})^2} \right) \quad (25)$$

and

$$C_{s \wedge \tilde{\tau}_\epsilon(y)} = \int_0^{s \wedge \tilde{\tau}_\epsilon(y)} \frac{\eta \sqrt{\nu_u}}{\Lambda_u} d \left( \frac{\bar{B}_u - B_u}{\bar{r} - r} \right) - \int_0^{s \wedge \tilde{\tau}_\epsilon(y)} \frac{\eta^2 \sqrt{\nu_u}}{\Lambda_u (\sqrt{\bar{\nu}_u} + \sqrt{\nu_u})} d \left\langle \bar{B}, \frac{\bar{B} - B}{\bar{r} - r} \right\rangle_u \quad (26)$$

where

$$\begin{aligned} \frac{\bar{B}_u - B_u}{\bar{r} - r} &= W_u^1 + \frac{\sqrt{1 - \bar{r}^2} - \sqrt{1 - r^2}}{\bar{r} - r} W_u^2 \\ \text{and } \left\langle \bar{B}, \frac{\bar{B} - B}{\bar{r} - r} \right\rangle_u &= \left( \bar{r} + \sqrt{1 - \bar{r}^2} \frac{\sqrt{1 - \bar{r}^2} - \sqrt{1 - r^2}}{\bar{r} - r} \right) u \end{aligned} \quad (27)$$

Now, we are going to take the limit as  $\bar{r} \rightarrow r$  in equality (25). For this task, we use the continuity result established in Step2, the lower bounds  $\{\bar{\nu}_u\}_{u < s \wedge \tilde{\tau}_\epsilon(y)} \geq \epsilon$ ,  $\{\nu_u\}_{u < s \wedge \tau_\epsilon(y)} \geq \epsilon$  and applying the dominated convergence theorem for the deterministic integral

$$\lim_{\bar{r} \rightarrow r} \Lambda_s 1_{s < \tilde{\tau}_\epsilon(y)} = \exp \left( -\kappa s + \eta \int_0^s \frac{dB_u}{2\sqrt{\nu_u}} - \frac{\eta^2}{2} \int_0^s \frac{du}{4\nu_u} \right) 1_{s < \tau_\epsilon(y)} = \dot{\nu}_s 1_{s < \tau_\epsilon(y)}.$$

In the limit above, the proof of the convergence of the stochastic term comes from the equality  $\int_0^{s \wedge \tilde{\tau}_\epsilon(y)} \frac{d\bar{B}_u}{\sqrt{\bar{\nu}_u} + \sqrt{\nu_u}} = \bar{r} \int_0^{s \wedge \tilde{\tau}_\epsilon(y)} \frac{dW_u^1}{\sqrt{\bar{\nu}_u} + \sqrt{\nu_u}} + \sqrt{1 - \bar{r}^2} \int_0^{s \wedge \tilde{\tau}_\epsilon(y)} \frac{dW_u^2}{\sqrt{\bar{\nu}_u} + \sqrt{\nu_u}}$  and from the Doob's  $L^1$ -maximal inequality for the convergence of each term of this sum.

As for (26), let us first prove that the second term vanishes. Indeed, using (27), we have

$$\lim_{\bar{r} \rightarrow r} \left\langle \bar{B}, \frac{\bar{B} - B}{\bar{r} - r} \right\rangle_u = \lim_{\bar{r} \rightarrow r} \left( \bar{r} + \sqrt{1 - \bar{r}^2} \frac{\sqrt{1 - \bar{r}^2} - \sqrt{1 - r^2}}{\bar{r} - r} \right) u = 0. \quad (28)$$

Thus

$$\begin{aligned} \lim_{\bar{r} \rightarrow r} C_{s \wedge \tilde{\tau}_\epsilon(y)} &= \lim_{\bar{r} \rightarrow r} \int_0^{s \wedge \tilde{\tau}_\epsilon(y)} \frac{\eta \sqrt{\nu_u}}{\Lambda_u} d \left( \frac{\bar{B}_u - B_u}{\bar{r} - r} \right) \\ &= \lim_{\bar{r} \rightarrow r} \left[ \int_0^{s \wedge \tilde{\tau}_\epsilon(y)} \frac{\eta \sqrt{\nu_u}}{\Lambda_u} dW_u^\perp + \left( \frac{r}{\sqrt{1 - r^2}} + \frac{\sqrt{1 - \bar{r}^2} - \sqrt{1 - r^2}}{\bar{r} - r} \right) \int_0^{s \wedge \tilde{\tau}_\epsilon(y)} \frac{\eta \sqrt{\nu_u}}{\Lambda_u} dW_u^2 \right], \end{aligned}$$

with  $W^\perp = \left( W^1 - \frac{r}{\sqrt{1 - r^2}} W^2 \right)$ . The limit of  $\left( \frac{r}{\sqrt{1 - r^2}} + \frac{\sqrt{1 - \bar{r}^2} - \sqrt{1 - r^2}}{\bar{r} - r} \right)$  is null, consequently

$$\lim_{\bar{r} \rightarrow r} C_{s \wedge \tilde{\tau}_\epsilon(y)} = \lim_{\bar{r} \rightarrow r} \int_0^{s \wedge \tilde{\tau}_\epsilon(y)} \frac{\eta \sqrt{\nu_u}}{\Lambda_u} d \left( W_u^1 - \frac{r}{\sqrt{1 - r^2}} W_u^2 \right)$$

and thanks to the independence of  $\dot{\nu}$  and  $W^\perp = W^1 - \frac{r}{\sqrt{1 - r^2}} W^2$  (fact that can be seen directly from (14)), we have

$$\lim_{\bar{r} \rightarrow r} \int_0^{s \wedge \tilde{\tau}_\epsilon(y)} \frac{\eta \sqrt{\nu_u}}{\Lambda_u} dW_u^\perp = \frac{1}{\dot{\nu}_{s \wedge \tau_\epsilon(y)}} \lim_{\bar{r} \rightarrow r} \int_0^{s \wedge \tilde{\tau}_\epsilon(y)} \frac{\eta \dot{\nu}_{s \wedge \tilde{\tau}_\epsilon(y)} \sqrt{\nu_u}}{\Lambda_u} dW_u^\perp.$$

Once more, we employ Doob's inequality on  $M_T^{\bar{r}} = \sup_{0 \leq s \leq T} \int_0^{s \wedge \tilde{\tau}_\epsilon(y)} \frac{\dot{\nu}_{s \wedge \tilde{\tau}_\epsilon(y)} \sqrt{\nu_u} [\dot{\nu}_u - \Lambda_u]}{\dot{\nu}_u \Lambda_u} dW_u^\perp$  and for  $\lambda > 0$

$$\begin{aligned} P(M_T^{\bar{r}} \geq \lambda) &\leq \frac{1}{\lambda^2} \sup_{0 \leq s \leq T} E \left( \int_0^{s \wedge \tilde{\tau}_\epsilon(y)} \frac{\dot{\nu}_{s \wedge \tilde{\tau}_\epsilon(y)}^2 \nu_u [\dot{\nu}_u - \Lambda_u]^2}{\dot{\nu}_u^2 \Lambda_u^2} du \right) \\ &\leq \frac{1}{\lambda^2} E \left( \int_0^T \frac{\dot{\nu}_{\tilde{\tau}_\epsilon(y)}^2 \nu_{u \wedge \tilde{\tau}_\epsilon(y)} [\dot{\nu}_{u \wedge \tilde{\tau}_\epsilon(y)} - \Lambda_{u \wedge \tilde{\tau}_\epsilon(y)}]^2}{\dot{\nu}_{u \wedge \tilde{\tau}_\epsilon(y)}^2 \Lambda_{u \wedge \tilde{\tau}_\epsilon(y)}^2} du \right) \\ &\leq \frac{1}{\lambda^2} \int_0^T E \left( \nu_{u \wedge \tilde{\tau}_\epsilon(y)} \left[ \frac{\dot{\nu}_{u \wedge \tilde{\tau}_\epsilon(y)}}{\Lambda_{u \wedge \tilde{\tau}_\epsilon(y)}} - 1 \right]^2 \right) du. \end{aligned}$$

Thus, one can choose a sequence  $r_k$  that tends to  $r$  such that:  $\sum_{k \geq 1} P(M_T^{r_k} \geq \lambda) < \infty$  and Borel-Cantelli Lemma allows us to conclude for the a.s. convergence

$$\lim_{\bar{r} \rightarrow r} C_{s \wedge \tilde{\tau}_\epsilon(y)} = \eta \int_0^{s \wedge \tau_\epsilon(y)} \frac{\sqrt{\nu_u}}{\dot{\nu}_u} \left( dW_u^1 - \frac{r}{\sqrt{1-r^2}} dW_u^2 \right).$$

Finally, we have for  $s < \tau_0(y)$

$$\partial_r \nu_s = \lim_{\epsilon \rightarrow 0} \lim_{\bar{r} \rightarrow r} \Delta_s = \eta \dot{\nu}_s \int_0^s \frac{\sqrt{\nu_u}}{\dot{\nu}_u} \left( dW_u^1 - \frac{r}{\sqrt{1-r^2}} dW_u^2 \right).$$

■

### 3 Sensitivity using the infinitesimal generator

The presentation of this part is subdivided into two subparts: In section 3.1, we reuse the same operations performed in the introduction (section 1) but with stochastic volatility models. We also present the result of the formal computations to show the key tools that allow to extend the proven results obtained in section 3.2 for the bidimensional Heston model. Thus the last part of section 3.1 can be skipped for a first reading.

#### 3.1 A general framework for stochastic volatility models

In this part, we suppose that the real price of the asset vector given by the market has the following multidimensional stochastic volatility dynamic

$$\begin{aligned} dS_t^i &= S_t^i \sqrt{\nu_t^i} dZ_t^i, \quad S_0^i = x_0^i, \\ d\nu_t^i &= b_i(t, \nu_t^i) dt + \sigma_i(t, \nu_t^i) d\tilde{Z}_t^i, \quad \nu_0^i = y_0^i, \end{aligned} \tag{29}$$

where  $(Z_t^1, \dots, Z_t^d, \tilde{Z}_t^1, \dots, \tilde{Z}_t^d)$  is a vector of correlated Brownian motions.

Let  $f$  be a payoff of a multidimensional European contract on the considered asset vector, the price  $F(t, x, y)$  of this contract is given by

$$F(t, x, y) = E \left( f(S_T) \middle| S_t = x, \nu_t = y \right) = E_{t,x,y} (f(S_T)).$$

Thus  $F(t, x, y)$  satisfies the Black & Scholes PDE

$$\frac{\partial F}{\partial t}(t, x, y) + \sum_i^d \int_0^T \frac{\partial F}{\partial y_i}(t, x, y) b_i(t, y) + \frac{1}{2} \sum_{i,j=1}^{2d} \frac{\partial^2 F}{\partial z_i \partial z_j}(t, x, y) \Gamma_{ij}(t, x, y) = 0,$$

$$F(T, x, y) = f(x),$$

with  $z_i = x_i$  if  $i \leq d$  and  $z_i = y_{i-d}$  if  $i > d$  and  $\Gamma(t, x, y)$  has the following expression

$$\Gamma(t, x, y) = \begin{pmatrix} (\rho'_{ij} x_i x_j \sqrt{y_i y_j})_{1 \leq i, j \leq d} & (\rho_{ij} x_i \sqrt{y_i} \sigma_j(t, y_j))_{1 \leq i, j \leq d} \\ (\rho_{ij} x_i \sqrt{y_i} \sigma_j(t, y_j))_{1 \leq i, j \leq d} & (\rho''_{ij} \sigma_i(t, y_i) \sigma_j(t, y_j))_{1 \leq i, j \leq d} \end{pmatrix},$$

with  $R$  is the  $2d \times 2d$  correlation matrix of the vector  $(Z_t^1, \dots, Z_t^d, \tilde{Z}_t^1, \dots, \tilde{Z}_t^d)$  of standard Brownian motions

$$R = \begin{pmatrix} \rho' & \rho \\ \rho & \rho'' \end{pmatrix}. \quad (30)$$

We suppose now that the misspecified price of the asset vector has the dynamic (29) but with  $\bar{R} \neq R$  and different volatility of the volatility parameters  $\bar{\sigma}_i \neq \sigma_i$ , that is to say

$$\begin{aligned} d\bar{S}_t^i &= \bar{S}_t^i \sqrt{\bar{\nu}_t^i} dZ_t^i, & \bar{S}_0^i &= x_0^i, \\ d\bar{\nu}_t^i &= b_i(t, \bar{\nu}_t^i) dt + \bar{\sigma}_i(t, \bar{\nu}_t^i) d\tilde{Z}_t^i, & \bar{\nu}_0^i &= y_0^i. \end{aligned} \quad (31)$$

Using formally Ito calculus

$$\begin{aligned} F(T, \bar{S}_T, \bar{\nu}_T) &= F(0, S_0, \nu_0) + \sum_{i=1}^d \int_0^T \frac{\partial F}{\partial x_i}(t, \bar{S}_t, \bar{\nu}_t) d\bar{S}_t^i + \int_0^T \frac{\partial F}{\partial t}(t, \bar{S}_t, \bar{\nu}_t) dt \\ &+ \sum_{i=1}^d \int_0^T \frac{\partial F}{\partial y_i}(t, \bar{S}_t, \bar{\nu}_t) d\bar{\nu}_t^i + \frac{1}{2} \sum_{i,j=1}^{2d} \int_0^T \frac{\partial^2 F}{\partial z_i \partial z_j}(t, \bar{S}_t, \bar{\nu}_t) \bar{\Gamma}_{ij}(t, \bar{S}_t, \bar{\nu}_t) dt, \end{aligned}$$

where  $z_i = x_i$  if  $i \leq d$  and  $z_i = y_{i-d}$  if  $i > d$  and the matrix  $\bar{\Gamma}(t, x, y)$  has the following expression

$$\bar{\Gamma}(t, x, y) = \begin{pmatrix} (\bar{\rho}'_{ij} x_i x_j \sqrt{y_i y_j})_{1 \leq i, j \leq d} & (\bar{\rho}_{ij} x_i \sqrt{y_i} \bar{\sigma}_j(t, y_j))_{1 \leq i, j \leq d} \\ (\bar{\rho}_{ij} x_i \sqrt{y_i} \bar{\sigma}_j(t, y_j))_{1 \leq i, j \leq d} & (\bar{\rho}''_{ij} \bar{\sigma}_i(t, y_i) \bar{\sigma}_j(t, y_j))_{1 \leq i, j \leq d} \end{pmatrix}, \quad (32)$$

and  $\bar{R}$  is the  $2d \times 2d$  correlation matrix of the vector  $(Z_t^1, \dots, Z_t^d, \tilde{Z}_t^1, \dots, \tilde{Z}_t^d)$  of standard Brownian motions

$$\bar{R} = \begin{pmatrix} \bar{\rho}' & \bar{\rho} \\ \bar{\rho} & \bar{\rho}'' \end{pmatrix}. \quad (33)$$

Taking the expectation of the previous equality and using the localization for the local martingale term

$$\begin{aligned} E(F(T, \bar{S}_T, \bar{\nu}_T)) &= F(0, S_0, \nu_0) + \frac{1}{2} E \left\{ \sum_{i,j=1}^{2d} \int_0^T \frac{\partial^2 F}{\partial z_i \partial z_j}(t, \bar{S}_t, \bar{\nu}_t) \bar{\Gamma}_{ij}(t, \bar{S}_t, \bar{\nu}_t) dt \right\} \\ &+ E \left\{ \int_0^T \frac{\partial F}{\partial t}(t, \bar{S}_t, \bar{\nu}_t) dt + \sum_i^d \int_0^T \frac{\partial F}{\partial y_i}(t, \bar{S}_t, \bar{\nu}_t) b_i(t, \bar{\nu}_t) dt \right\}, \end{aligned}$$

where  $z_i = x_i$  if  $i \leq d$  and  $z_i = y_{i-d}$  if  $i > d$ . Combining the previous equality with the Black & Scholes PDE we get

$$E(F(T, \bar{S}_T, \bar{\nu}_T)) = F(0, S_0, \nu_0) + \frac{1}{2} E \left\{ \int_0^T \sum_{i,j=1}^{2d} \left[ (\bar{\Gamma}_{ij} - \Gamma_{ij}) \frac{\partial^2 F}{\partial z_i \partial z_j} \right] (t, \bar{S}_t, \bar{\nu}_t) dt \right\}.$$

When  $\bar{\sigma}_i = \sigma_i$  and the misspecified SDE (31) is different from (29) only through a different correlation matrix  $\bar{R}$ , then the difference  $(\bar{\Gamma} - \Gamma)(t, x, y)$  is given by the expression

$$(\bar{\Gamma} - \Gamma)(t, x, y) = Q(t, x, y) (\bar{R} - R) Q(t, x, y), \quad \text{with}$$

$$Q(t, x, y) = \begin{pmatrix} (\delta_{i-j} x_i \sqrt{y_i})_{1 \leq i, j \leq n} & 0 \\ 0 & (\delta_{i-j} \sigma_i(t, y_i))_{1 \leq i, j \leq n} \end{pmatrix} \quad (34)$$

and using the trace operator  $tr$

$$E(F(T, \bar{S}_T, \bar{\nu}_T)) - F(0, S_0, \nu_0) = \frac{1}{2} E \left\{ \int_0^T tr [Q (\bar{R} - R) Q \partial^2 F] (t, \bar{S}_t, \bar{\nu}_t) dt \right\}. \quad (35)$$

We give now the result of the formal computation of the matrix  $\frac{\partial^2 F}{\partial z_i \partial z_j}(t, x, y)$ , with  $z_i = x_i$  if  $i \leq d$  and  $z_i = y_{i-d}$  if  $i > d$ . An example of the mathematical justifications of the derivatives used and the permutation between the differentiation operator and the expectation depend on the model chosen and can be found in the section 3.2 for the bidimensional Heston model. The different terms of the Hessian matrix of the price  $\frac{\partial^2 F}{\partial z_i \partial z_j}(t, x, y)$ , are given by

$$\partial_{x_i, x_j}^2 F(t, x, y) = E_{t,x,y}(\partial_{s_i, s_j}^2 f(S_T) \partial_{x_i} S_T^i \partial_{x_j} S_T^j), \quad (36)$$

$$\partial_{y_i, y_j}^2 F(t, x, y) = E_{t,x,y}(\partial_{s_i, s_j}^2 f(S_T) \partial_{y_i} S_T^i \partial_{y_j} S_T^j) + E_{t,x,y}(\partial_{s_i} f(S_T) \partial_{y_i}^2 S_T^i \delta_{i-j}), \quad (37)$$

$$\partial_{x_i, y_j}^2 F(t, x, y) = E_{t,x,y}(\partial_{s_i, s_j}^2 f(S_T) \partial_{x_i} S_T^i \partial_{y_j} S_T^j) + E_{t,x,y}(\partial_{s_i} f(S_T) \partial_{x_i, y_j}^2 S_T^i \delta_{i-j}) \quad (38)$$

with the notation

$$f(s) = f(s_1, s_2, \dots, s_d) \quad \text{and} \quad \partial_{s_{i+d}} f(s) = \frac{\partial f(s)}{\partial s_{i+d}} = \frac{\partial f(s)}{\partial s_i} = \partial_{s_i} f(s_1, \dots, s_i, \dots, s_d). \quad (39)$$

If the function  $f$  is convex,  $M_{ij} = \left\{ E_{t,x,y}(\partial_{s_i, s_j}^2 f(S_T) \partial_{z_i} S_T^i \partial_{z_j} S_T^j) \right\}_{i,j}$ , with  $z_i = x_i$  if  $i \leq d$  and  $z_i = y_{i-d}$  if  $i > d$ , is clearly a positive matrix. Consequently, if  $f$  is convex, we can rewrite the Hessian matrix of the price as a sum of a positive matrix  $M$  and a matrix  $N$  such that

$$\frac{\partial^2 F}{\partial z_i \partial z_j}(t, x, y) = M(t, x, y) + N(t, x, y), \quad z_i = x_i \text{ if } i \leq d \text{ and } z_i = y_{i-d} \text{ if } i > d$$

with

$$\begin{cases} M_{ij}(t, x, y) = E_{t,x,y}(\partial_{s_i, s_j}^2 f(S_T) \partial_{z_i} S_T^i \partial_{z_j} S_T^j), \\ N_{ij}(t, x, y) = (\delta_{i-j-d} + \delta_{i-j} + \delta_{i-j+d}) E_{t,x,y}(\partial_{s_i} f(S_T) \partial_{z_i, z_j}^2 S_T^i) \end{cases} \quad (40)$$

where  $\delta$  represents the Kronecker delta.

Let us now focus on models based on the Heston model like the multidimensional Heston model (dimension  $> 2$ ) and the multidimensional double Heston model. The choice of these models is largely due to the fact that the results established in section 3.2 for the bidimensional Heston model can be easily extended to these models. However, the extension to a larger class of models is conceivable but will request other techniques to overcome some theoretical problems. For example, the assumption **(A1)** (in section 2) is an important point in the proofs given in sections 3.2 and 4.

As already mentioned, the correlation structure chosen for the bidimensional Heston model does not include all the configurations. The extension models considered here will have the same kind of correlation structure used for the bidimensional Heston model in (5), (6), (7) and (8), that is to say, we correlate each pair of stocks  $(S_T^i, S_T^j)$  independently by a coefficient  $\rho_{ij}$  and we propagate this correlation on the volatilities  $(\nu_T^i, \nu_T^j)$  thanks to  $\rho_i$  and  $\rho_j$  which are known from the one-dimensional calibration.

The idea here is first to check that  $\text{trace}[(Q(t, S_t, \nu_t)\Delta RQ(t, S_t, \nu_t))N] = 0$ . A sufficient condition is to have a matrix  $\Delta R$  orthogonal to the matrix  $O_{ij} = (\delta_{i-j-d} + \delta_{i-j} + \delta_{i-j+d})_{1 \leq i, j \leq 2d}$  in the sense of the bilinear symmetric form  $\Phi(A, B) = \text{trace}(AB)$ . This condition is fulfilled by all symmetric matrices that have zeros on the diagonal of the four blocks

$$\Delta R = \begin{pmatrix} 0 & \times & \dots & \times & \times & 0 & \times & \dots & \times & \times \\ \times & 0 & \times & \dots & \times & \times & 0 & \times & \dots & \times \\ \vdots & \ddots & \ddots & \ddots & \vdots & \vdots & \ddots & \ddots & \ddots & \vdots \\ \times & \dots & \times & 0 & \times & \times & \dots & \times & 0 & \times \\ \times & \times & \dots & \times & 0 & \times & \times & \dots & \times & 0 \\ 0 & \times & \dots & \times & \times & 0 & \times & \dots & \times & \times \\ \times & 0 & \times & \dots & \times & \times & 0 & \times & \dots & \times \\ \vdots & \ddots & \ddots & \ddots & \vdots & \vdots & \ddots & \ddots & \ddots & \vdots \\ \times & \dots & \times & 0 & \times & \times & \dots & \times & 0 & \times \\ \times & \times & \dots & \times & 0 & \times & \times & \dots & \times & 0 \end{pmatrix}. \quad (41)$$

Regarding the multi-asset Heston model, as it will be done for the two-dimensional case, if we fix the correlation between each asset and its volatility we easily obtain a matrix  $\Delta R$  similar to (41). Consequently, if the misspecified asset vector  $\bar{S}$  differs only from the market asset  $S$  by  $\rho_{ij}$ , the difference quotient (35) becomes

$$\frac{E(f(\bar{S}_T)) - E(f(S_T))}{\Delta \rho_{ij}} = E \left\{ \int_0^T \bar{S}_t^i \bar{S}_t^j \sqrt{\bar{\nu}_t^i \bar{\nu}_t^j} E_{t, \bar{S}_t, \bar{\nu}_t} \left[ \partial_{s_i, s_j}^2 f(S_T) \dot{S}_T^i \dot{S}_T^j \alpha_{t, T}^i \alpha_{t, T}^j \right] dt \right\}, \quad (42)$$

where  $\alpha_{t, T}^i$  and  $\alpha_{t, T}^j$  have similar values as  $\alpha_{t, T}^1$  and  $\alpha_{t, T}^2$  given later in (48).

The same idea can be used for multi-asset models based on the double Heston model, indeed each stock  $i$  has the following dynamic

$$\begin{aligned} dS_t^i &= S_t^i \left( \sqrt{\nu_t^{i1}} dZ_t^{i1} + \sqrt{\nu_t^{i2}} dZ_t^{i2} \right), & S_0^i &= x_0^i, \\ d\nu_t^{i1} &= \kappa_1^i (\theta_1^i - \nu_t^{i1}) dt + \eta_1^i \sqrt{\nu_t^{i1}} d\tilde{Z}_t^{i1}, & \nu_0^{i1} &= y_0^{i1}, \\ d\nu_t^{i2} &= \kappa_2^i (\theta_2^i - \nu_t^{i2}) dt + \eta_2^i \sqrt{\nu_t^{i2}} d\tilde{Z}_t^{i2}, & \nu_0^{i2} &= y_0^{i2}, \end{aligned}$$

$$d\langle Z^{i1}, Z^{i2} \rangle_t = d\langle \tilde{Z}^{i1}, \tilde{Z}^{i2} \rangle_t = 0, \quad d\langle Z^{i1}, \tilde{Z}^{i1} \rangle_t = \rho_{i1} dt, \quad d\langle Z^{i2}, \tilde{Z}^{i2} \rangle_t = \rho_{i2} dt.$$

Because of the decorrelation of  $(Z^{i1}, \tilde{Z}^{i1})$  and  $(Z^{i2}, \tilde{Z}^{i2})$ , if  $(\rho_{i1}, \rho_{i2})$  are already known using the one-dimensional calibration for each stock  $i$ , we obtain a matrix  $\Delta R$  similar to (41) which allows to have a difference quotient analogous to (42).

### 3.2 Differentiability of the price and studying some specific cases

We suppose that the misspecified price of the asset vector is also given by (5), (6), (7) and (8) but with different inter-asset correlation  $\bar{\rho}$ , that is to say, the only misspecified parameter is the inter-asset correlation. Thus, the difference  $(\bar{\Gamma} - \Gamma)(t, x, y)$  is given as in (34) with

$$\bar{R} - R = (\bar{\rho} - \rho) \begin{pmatrix} 0 & 1 & 0 & \rho_2 \\ 1 & 0 & \rho_1 & 0 \\ 0 & \rho_1 & 0 & \rho_1\rho_2 \\ \rho_2 & 0 & \rho_1\rho_2 & 0 \end{pmatrix}$$

and

$$Q(t, x, y) = \begin{pmatrix} x_1\sqrt{y_1} & 0 & 0 & 0 \\ 0 & x_2\sqrt{y_2} & 0 & 0 \\ 0 & 0 & \eta_1\sqrt{y_1} & 0 \\ 0 & 0 & 0 & \eta_2\sqrt{y_2} \end{pmatrix}, \quad \begin{matrix} x = (x_1, x_2) \\ y = (y_1, y_2) \end{matrix}.$$

The matrix  $N$  given in (40) is orthogonal to  $\bar{R} - R$  by the trace operator and thus it is also orthogonal to  $(\bar{\Gamma} - \Gamma)$ . In fact

$$\frac{N(\bar{R} - R)}{\bar{\rho} - \rho} = \begin{pmatrix} 0 & \rho_1 D_1 & 0 & \rho_2 \rho_1 D_1 \\ \rho_2 D_2 & 0 & \rho_1 \rho_2 D_2 & 0 \\ 0 & D'_1 & 0 & \rho_2 D'_1 \\ D'_2 & 0 & \rho_1 D'_2 & 0 \end{pmatrix}$$

with  $D_1 = E_{t,x,y}(\partial_{s_1} f(S_T) \partial_{x_1, y_1}^2 S_T^1)$ ,  $D'_1 = E_{t,x,y}(\partial_{s_1} f(S_T) [\partial_{x_1, y_1}^2 S_T^1 + \rho_1 \partial_{y_1, y_1}^2 S_T^1])$ ,  $D_2 = E_{t,x,y}(\partial_{s_2} f(S_T) \partial_{x_2, y_2}^2 S_T^2)$  and  $D'_2 = E_{t,x,y}(\partial_{s_2} f(S_T) [\partial_{x_2, y_2}^2 S_T^2 + \rho_2 \partial_{y_2, y_2}^2 S_T^2])$ .

Consequently,  $\text{tr}[N(\bar{\Gamma} - \Gamma)(t, x, y)] = 0$  and, with this model, (35) is reduced to

$$E(F(T, \bar{S}_T, \bar{\nu}_T)) - F(0, S_0, \nu_0) = \frac{1}{2} E \left\{ \int_0^T \text{tr}[(\bar{\Gamma} - \Gamma)M](t, \bar{S}_t, \bar{\nu}_t) dt \right\}, \quad (43)$$

where  $M$  given in (40).

Although we do get rid of the matrix  $N$ , we cannot obtain the uniqueness of  $\rho$  from (43). Indeed, even though we are happy that only the positive matrix  $M$  (positive when the payoff  $f$  is convex) remains in (43), the trace of the difference  $(\bar{\Gamma} - \Gamma)$  is equal to zero which makes difficult the conclusion on the positivity of  $E(F(T, \bar{S}_T, \bar{\nu}_T)) - F(0, S_0, \nu_0)$ . This is why, in Proposition 3.2, we study only specific cases. The following proposition provides the difference quotient of the price according to  $\rho$ , here  $\Delta\rho = \bar{\rho} - \rho$ .

**Proposition 3.1** *We consider the model specified by (5), (6), (7) and (8), we make also the assumption (A1). Then, the flow derivatives*

$$\dot{S}_s^i = S_s^i / x_i, \quad (44)$$

$$\partial_{y_1} S_s^1 = S_s^1 \gamma_{t,s}^1, \quad \gamma_{t,s}^1 = \int_t^s \frac{\dot{\nu}_u^1}{2\sqrt{\nu_u^1}} dW_u^1 - \frac{1}{2} \int_t^s \dot{\nu}_u^1 du, \quad (45)$$

$$\partial_{y_2} S_s^2 = S_s^2 \gamma_{t,s}^2, \quad \gamma_{t,s}^2 = \int_t^s \frac{\dot{\nu}_u^2}{2\sqrt{\nu_u^2}} (\rho dW_u^1 + \sqrt{1 - \rho^2} dW_u^2) - \frac{1}{2} \int_t^s \dot{\nu}_u^2 du. \quad (46)$$

where the CIR flow derivative  $\dot{\nu}_s^i$  is either given in (11) or replaced by its modification that vanishes once the volatility reaches zero.

Using these expressions, the difference quotient (35) becomes

$$\frac{E(f(\bar{S}_T)) - E(f(S_T))}{\Delta\rho} = E \left\{ \int_0^T S_t^1 \bar{S}_t^2 \sqrt{\nu_t^1 \bar{\nu}_t^2} E_{t, \bar{S}_t, \bar{\nu}_t} \left[ \partial_{s_1, s_2}^2 f(S_T) \dot{S}_T^1 \dot{S}_T^2 \alpha_{t, T}^1 \alpha_{t, T}^2 \right] dt \right\} \quad (47)$$

with  $\bar{S} = (S^1, \bar{S}^2)$ ,  $\bar{\nu} = (\nu^1, \bar{\nu}^2)$ ,  $\alpha_{t, T}^1$  and  $\alpha_{t, T}^2$  provided by the equalities

$$\begin{aligned} \alpha_{t, T}^1 &= 1 + \eta_1 \rho_1 \gamma_{t, T}^1 = 1 + \eta_1 \rho_1 \left( \int_t^T \frac{\dot{\nu}_s^1}{2\sqrt{\nu_s^1}} dW_s^1 - \frac{1}{2} \int_t^T \dot{\nu}_s^1 ds \right), \\ \alpha_{t, T}^2 &= 1 + \eta_2 \rho_2 \gamma_{t, T}^2 = 1 + \eta_2 \rho_2 \left( \int_t^T \frac{\dot{\nu}_s^2}{2\sqrt{\nu_s^2}} \left( \rho dW_s^1 + \sqrt{1 - \rho^2} dW_s^2 \right) - \frac{1}{2} \int_t^T \dot{\nu}_s^2 ds \right). \end{aligned} \quad (48)$$

### **Proof of Proposition 3.1:**

The difference  $(\bar{\Gamma} - \Gamma)(t, x, y)$  is equal to

$$\Delta\rho\sqrt{y_1 y_2} \begin{pmatrix} 0 & x_1 x_2 & 0 & \eta_2 \rho_2 x_1 \\ x_1 x_2 & 0 & \eta_1 \rho_1 x_2 & 0 \\ 0 & \eta_1 \rho_1 x_2 & 0 & \eta_1 \eta_2 \rho_1 \rho_2 \\ \eta_2 \rho_2 x_1 & 0 & \eta_1 \eta_2 \rho_1 \rho_2 & 0 \end{pmatrix}$$

with  $x = (x_1, x_2)$  and  $y = (y_1, y_2)$ . Using this expression of  $(\bar{\Gamma} - \Gamma)(t, x, y)$ , the expression of  $M$  given in (40) and the value of the derivatives (44), (45) and (46) we get

$$\frac{tr [(\bar{\Gamma} - \Gamma)M](t, x, y)}{2\Delta\rho\sqrt{y_1 y_2}} = E_{t, x, y} \left[ \partial_{s_1, s_2}^2 f(S_T) S_T^1 S_T^2 (1 + \eta_1 \rho_1 \gamma_{t, T}^1) (1 + \eta_2 \rho_2 \gamma_{t, T}^2) \right] \quad (49)$$

where the value of  $\gamma^1$  and  $\gamma^2$  are given in (45) and (46). ■

Based on the assumptions **(A1)** (section 2) and

$$\mathbf{(A2)} \quad |\rho| < 1, \quad |\rho_1| < 1, \quad |\rho_2| < 1,$$

the following theorem gives a sense to the differentiation  $\partial_{s_1, s_2}^2 f(S_T)$  in (47) and it is based on the fact that the system of SDEs (7), (8), (5) and (6) driven by  $A_1 {}^t(W^1, \widetilde{W}^1, W^2, \widetilde{W}^2)$  with

$$A_1 = \begin{pmatrix} \rho_1 & \sqrt{1 - \rho_1^2} & 0 & 0 \\ \rho\rho_2 & 0 & \rho_2\sqrt{1 - \rho^2} & \sqrt{1 - \rho_2^2} \\ 1 & 0 & 0 & 0 \\ \rho & 0 & \sqrt{1 - \rho^2} & 0 \end{pmatrix},$$

can be rewritten thanks to the Brownian motion vector  $(\beta^1, \beta^2, \beta^3, \beta^4)$  by setting the equality  $A_1 {}^t(W^1, \widetilde{W}^1, W^2, \widetilde{W}^2) = C_1 {}^t(\beta^1, \beta^2, \beta^3, \beta^4)$  with

$$C_1 = \begin{pmatrix} 1 & 0 & 0 & 0 \\ \rho\rho_1\rho_2 & \sqrt{1 - \rho^2\rho_1^2\rho_2^2} & 0 & 0 \\ \rho_1 & \frac{\rho\rho_2(1 - \rho_1^2)}{\sqrt{1 - \rho^2\rho_1^2\rho_2^2}} & \frac{\sqrt{1 - \rho_1^2}\sqrt{1 - \rho^2\rho_2^2}}{\sqrt{1 - \rho^2\rho_1^2\rho_2^2}} & 0 \\ \rho\rho_1 & \frac{\rho_2(1 - \rho^2\rho_1^2)}{\sqrt{1 - \rho^2\rho_1^2\rho_2^2}} & \frac{\rho(1 - \rho_2^2)\sqrt{1 - \rho_1^2}}{\sqrt{1 - \rho^2\rho_1^2\rho_2^2}\sqrt{1 - \rho^2\rho_2^2}} & \frac{\sqrt{1 - \rho^2}\sqrt{1 - \rho_2^2}}{\sqrt{1 - \rho^2\rho_2^2}} \end{pmatrix},$$

this also implies that

$${}^t(W^1, \widetilde{W}^1, W^2, \widetilde{W}^2) = A_1^{-1} C_1 {}^t(\beta^1, \beta^2, \beta^3, \beta^4). \quad (50)$$

**Theorem 3.1** We suppose that the couples asset/volatility  $(S_T^i, \nu_T^i)_{i=1,2}$  have the dynamic given by (5), (6), (7) and (8). We also assume **(A1)**, **(A2)** and  $f(s) = \max(a_1 s_1 + a_2 s_2 - K, 0)$  with  $a_1, a_2 \in (\mathbb{R}^*)^2$ . For a square integrable random variable  $X$ , the conditional expectation  $E_{t,x,y,\beta_1,\beta_2}(\partial_{s_1,s_2}^2 f(S_T) S_T^1 S_T^2 X) = E_{t,x,y}(\partial_{s_1,s_2}^2 f(S_T) S_T^1 S_T^2 X | (\beta_1, \beta_2)_{t \leq w \leq T})$  is equal to the two following values

$$E_{t,x,y,\beta_1,\beta_2} \left[ \frac{a_2}{x_1} S_T^2 \left( \frac{K - a_2 S_T^2}{|a_1|} \right) g_1 \left( \frac{K - a_2 S_T^2}{a_1 x_1} \middle| \frac{S_T^2}{x_2} \right) h \left( \frac{K - a_2 S_T^2}{a_1}, S_T^2 \right) \right] \quad (51)$$

and

$$E_{t,x,y,\beta_1,\beta_2} \left[ \frac{a_1}{x_2} S_T^1 \left( \frac{K - a_1 S_T^1}{|a_2|} \right) g_2 \left( \frac{K - a_1 S_T^1}{a_2 x_2} \middle| \frac{S_T^1}{x_1} \right) h \left( S_T^1, \frac{K - a_1 S_T^1}{a_2} \right) \right], \quad (52)$$

with

$$h(s_1, s_2) = E_{t,x,y,\beta_1,\beta_2} \left( X \middle| S_T^1 = s_1, S_T^2 = s_2 \right)$$

and

$$g_1(v_1 | v_2) = \frac{\exp \left( -\frac{1}{2(1-\tilde{\rho}^2)} \left[ \frac{u_1(v_1)}{\sigma_1} - \tilde{\rho} \frac{u_2(v_2)}{\sigma_2} \right]^2 \right)}{\sqrt{2\pi} v_1 \sigma_1 \sqrt{1-\tilde{\rho}^2}} \mathbf{1}_{v_1 > 0}, \quad (53)$$

$$g_2(v_2 | v_1) = \frac{\exp \left( -\frac{1}{2(1-\tilde{\rho}^2)} \left[ \frac{u_2(v_2)}{\sigma_2} - \tilde{\rho} \frac{u_1(v_1)}{\sigma_1} \right]^2 \right)}{\sqrt{2\pi} v_2 \sigma_2 \sqrt{1-\tilde{\rho}^2}} \mathbf{1}_{v_2 > 0}. \quad (54)$$

where

$$\begin{aligned} \sigma_1 &= \sqrt{\frac{(1-\rho_1^2)(1-\rho_2^2\rho_1^2)}{1-\rho_2^2\rho_1^2\rho_2^2}} \sqrt{\int_t^T \nu_s^1 ds}, & \sigma_2 &= \sqrt{\frac{(1-\rho_2^2)(1-\rho_1^2\rho_2^2)}{1-\rho_1^2\rho_2^2\rho_1^2}} \sqrt{\int_t^T \nu_s^2 ds}, \\ u_1(v) &= \ln(v) + \frac{1}{2} \int_t^T \nu_s^1 ds - \rho_1 \int_t^T \sqrt{\nu_s^1} d\beta_s^1 - \frac{\rho_1 \rho_2 (1-\rho_1^2)}{\sqrt{1-\rho_2^2\rho_1^2\rho_2^2}} \int_t^T \sqrt{\nu_s^1} d\beta_s^2, \\ u_2(v) &= \ln(v) + \frac{1}{2} \int_t^T \nu_s^2 ds - \rho_2 \int_t^T \sqrt{\nu_s^2} d\beta_s^2 - \frac{\rho_2 (1-\rho_2^2\rho_1^2)}{\sqrt{1-\rho_2^2\rho_1^2\rho_2^2}} \int_t^T \sqrt{\nu_s^2} d\beta_s^1, \\ \tilde{\rho} &= \frac{\rho \sqrt{(1-\rho_1^2)} \sqrt{(1-\rho_2^2)}}{\sqrt{(1-\rho_2^2\rho_1^2)} \sqrt{(1-\rho_1^2\rho_2^2)}} \frac{\int_t^T \sqrt{\nu_s^1 \nu_s^2} ds}{\sigma_1 \sigma_2}. \end{aligned}$$

The proof of this theorem is provided in the appendix.

**Remark 3.1** 1) According to section 2 (equality (11)), for  $i = 1, 2$  and  $p \geq 1$ ,  $\nu_T^i$  or their modifications (once we reach  $\tau_0(y)$ , we replace them by their modifications that vanish) are  $L^p$  random variables and this is also the case for  $\left( \int_t^T \nu_s^i ds \right)^{-1/2}$  thanks to the results developed in [6]. Thus  $\alpha_{t,T}^1 \alpha_{t,T}^2 \in L^2(\Omega)$  and Theorem 3.1 tells us that the equality (49), expressed formally thanks to some elements of the matrix  $M$  (see (40)), is equal to  $E_{t,x,y}(\Lambda_{t,x,y,\beta_1,\beta_2})$  where  $\Lambda_{t,x,y,\beta_1,\beta_2}$  is almost surely equal to both (51) and (52) with

$$h(s_1, s_2) = E_{t,x,y,\beta_1,\beta_2} \left( \alpha_{t,T}^1 \alpha_{t,T}^2 \middle| S_T^1 = s_1, S_T^2 = s_2 \right),$$

which provides the sense of our previous use of the Dirac distribution without justification for the model specified by (5), (6), (7) and (8).



2) The permutations of the differentiation and the expectation, that were done in the previous sections, are justified by the fact that for:

$X \in \{1, \sqrt{y_1}\gamma_{t,T}^1, \sqrt{y_2}\gamma_{t,T}^2, \sqrt{y_1 y_2}\gamma_{t,T}^1\gamma_{t,T}^2\}$  either the expression:

$$\frac{a_2}{x_1} S_T^2 \left( \frac{K - a_2 S_T^2}{|a_1|} \right) h \left( \frac{K - a_2 S_T^2}{a_1}, S_T^2 \right) g_1 \left( \frac{K - a_2 S_T^2}{a_1 x_1} \middle| \frac{S_T^2}{x_2} \right)$$

or  $\frac{a_1}{x_2} S_T^1 \left( \frac{K - a_1 S_T^1}{|a_2|} \right) h \left( S_T^1, \frac{K - a_1 S_T^1}{a_2} \right) g_2 \left( \frac{K - a_1 S_T^1}{a_2 x_2} \middle| \frac{S_T^1}{x_1} \right)$  can be dominated according to  $x = (x_1, x_2)$  and  $y = (y_1, y_2)$  by an  $L^1$ -bounded random variable. Indeed, taking for example the first expression, we have first to get rid of  $S_T^2$  by a change of probability ( $S_T^2$  is a positive martingale and not only a local martingale, we refer the reader to [7] and [8]), afterwards,  $\left( \frac{K - a_2 S_T^2}{x_1 |a_1|} \right)$  can be simplified with denominator of  $g_1$ , finally,  $h$  can be easily dominated using the previous remark.

3) The assumption **(A2)** is necessary to have the two expressions (51) and (52). Indeed, for instance if  $|\rho_1| = 1$ ,  $|\rho_2| < 1$  and  $|\rho| < 1$  then the expression (52) still can be used but (51) cannot.

4) Although Theorem 3.1 considers that  $f(s) = \max(a_1 s_1 + a_2 s_2 - K, 0)$  with  $a_1, a_2 \in (\mathbb{R}^*)^2$ , the result for  $f(s) = \max(a_1 s_1 + a_2 s_2 + K, 0)$  with  $a_1, a_2 \in (\mathbb{R}^*)^2$  can be easily derived in the same way. When dealing with  $f(s) = \max(a_1 s_1 + a_2 s_2 - K, 0)$ ,  $a_1$  and  $a_2$  can be both positive and, subsequently, the result of Theorem 3.1 can be applied on contracts beyond the spread options.

Now that we give a sense to all the formal expressions established previously, we provide the monotony result for some values of the products  $\{\eta_i \rho_i\}_{i=1,2}$  and  $\{\eta_i \sqrt{1 - \rho_i^2}\}_{i=1,2}$ .

**Proposition 3.2** *We suppose that the couples asset/volatility  $(S_T^i, \nu_T^i)_{i=1,2}$  have the dynamic given by (5), (6), (7) and (8). Assuming **(A1)**, **(A2)** and a European option that has  $f(s) = \max(a_1 s_1 + a_2 s_2 \pm K, 0)$  as payoff, then the price is differentiable according to  $\rho$  and if:*

c1)  $\{\eta_i \rho_i\}_{i=1,2} = 0$  or

c2)  $\eta_1 \rho_1 = 0$ ,  $\eta_2 \sqrt{1 - \rho_2^2} = 0$  and  $2\kappa_2 - \eta_2 \rho_2 > 0$  or

c3)  $\eta_2 \rho_2 = 0$ ,  $\eta_1 \sqrt{1 - \rho_1^2} = 0$  and  $2\kappa_1 - \eta_1 \rho_1 > 0$ ,

then the price is monotonous with respect to  $\rho$ . For these three cases, the price increases with respect to  $\rho$  if  $a_1 a_2 > 0$  and decreases if  $a_1 a_2 < 0$ . Moreover, the prices of the one-dimensional calls and puts ( $a_1 a_2 = 0$ ) do not depend on  $\rho$ .

**Remark 3.2** • This result does not include the case  $\{\eta_i \sqrt{1 - \rho_i^2}\}_{i=1,2} = 0$  because, as we pointed out previously in Remark 3.1 3), one should have, at least,  $|\rho_1| \neq 1$  or  $|\rho_2| \neq 1$  to be able to use (51) or (52).

- Even though these choices are restrictive, in some cases, practitioners can find themselves using this kind of assumptions on the parameters. We refer the reader for example to [9].
- Because the price is continuous according to  $\eta_i$  and  $\rho_i$  (because  $\nu^i$  is continuous according to these parameters and the payoff is continuous with respect to  $\nu^i$ ), we can replace the zeros in this proposition by "small values". However, we preferred not to announce this more general result because its proof is heavier and it does not help to clarify all the situations for which we have the monotony.

- From a numerical point of view, remark also that the condition **(A1)**:  $4\kappa_i\theta_i > \eta_i^2$  is generally sufficient to have  $\eta_i \lesssim 2$ . Indeed,  $\theta_i$  represents the long term volatility and it is generally smaller than 0.4, also the mean reversion coefficient  $\kappa_i$  used in applications can be considered smaller than 3. Subsequently,  $\eta_i|\rho_i| \lesssim 1$  or  $\eta_i\sqrt{1-\rho_i^2} \lesssim 1$  is true.

### Proof of Proposition 3.2:

According to (47), the domination remark 3.1.2) of the term under the double integral and the continuity of  $(-1, 1) \ni r \mapsto \nu_s$  announced in Theorem 2.1 (here  $r = \bar{\rho}$ ), we have

$$\begin{aligned}
\partial_\rho E(f(S_T)) &= \lim_{\bar{\rho} \rightarrow \rho} E \left\{ \int_0^T \bar{S}_t^1 \bar{S}_t^2 \sqrt{\bar{\nu}_t^1 \bar{\nu}_t^2} E_{t, \bar{S}_t, \bar{\nu}_t} \left[ \partial_{s_1, s_2}^2 f(S_T) \dot{S}_T^1 \dot{S}_T^2 \alpha_{t,T}^1 \alpha_{t,T}^2 \right] dt \right\} \\
&= E \left\{ \int_0^T \lim_{\bar{\rho} \rightarrow \rho} S_t^1 \bar{S}_t^2 \sqrt{\nu_t^1 \bar{\nu}_t^2} E_{t, \bar{S}_t, \bar{\nu}_t} \left[ \partial_{s_1, s_2}^2 f(S_T) \dot{S}_T^1 \dot{S}_T^2 \alpha_{t,T}^1 \alpha_{t,T}^2 \right] dt \right\} \\
&= E \left\{ \int_0^T S_t^1 S_t^2 \sqrt{\nu_t^1 \nu_t^2} E_{t, S_t, \nu_t} \left[ \partial_{s_1, s_2}^2 f(S_T) \dot{S}_T^1 \dot{S}_T^2 \alpha_{t,T}^1 \alpha_{t,T}^2 \right] dt \right\}.
\end{aligned} \tag{55}$$

This then prove the differentiability of the price according to  $\rho$  when only **(A1)** is fulfilled.

Using formally the derivative  $\partial_{s_1, s_2}^2 f(s) = a_1 a_2 \varepsilon(a_1 s^1 + a_2 s^2 \pm K)$  ( $\varepsilon$  is the Dirac distribution) in (47), it is sufficient to prove the positivity of  $\alpha_{t,T}^i$ . If  $\eta_i \rho_i = 0$  then  $\alpha_{t,T}^i = 1$  which is sufficient to prove *c1*). Also if  $\eta_1 \rho_1 = 0$  and  $\eta_2 \sqrt{1 - \rho_2^2} = 0$  then  $\alpha_{t,T}^1 = 1$  and thanks to (11),  $\alpha_{t,T}^2 = \dot{\nu}_T^2 + \left( \kappa_1 - \frac{\eta_1 \rho_1}{2} \right) \int_t^T \dot{\nu}_s^2 ds$  and provided that  $2\kappa_2 - \eta_2 \rho_2 > 0$ ,  $\alpha_{t,T}^2 > 0$  which proves *c2*) and the proof of *c3*) is analogous. ■

## 4 Asymptotic approximation for short maturities

In this section, we remain working with the model specified by (5), (6), (7) and (8), we will establish, for short maturities, an asymptotic approximation of the derivative of the price with respect to  $\rho$ . For the sake of simplicity, we consider the option that has the following payoff

$$f(s_1, s_2) = (s_1 - s_2)_+.$$

However, the general result for the payoff of the exchange option  $f(s_1, s_2) = (a_1 s_1 - a_2 s_2)_+$ , with  $(a_1, a_2) \in (\mathbb{R}_+^*)^2$ , is given in Theorem 4.1 and a numerically good approximation for the spread options is given in (68). Provided that we can commute the derivative with respect to  $\rho$  and the expectation, and that the expression under the expectation is differentiable with respect to  $\rho$  (see the proof of Theorem 4.1, Step2), the derivative of the price with respect to  $\rho$  is given by

$$\frac{\partial}{\partial \rho} E((S_T^1 - S_T^2)_+) = -E\left(\partial_\rho S_T^2 1_{S_T^1 \geq S_T^2}\right), \tag{56}$$

where 1 represents the indicator function. Provided that we can differentiate  $S^2$  and  $\nu^2$  with respect to the correlation  $\rho$  (when the assumption **(A0)** of the section 2 is fulfilled)

$$\begin{aligned}
\partial_\rho S_T^2 &= S_T^2 \left( \int_0^T \sqrt{\nu_s^2} \left( dW_s^1 - \frac{\rho}{\sqrt{1-\rho^2}} dW_s^2 \right) \right) \\
&+ S_T^2 \left( \int_0^T \frac{\partial_\rho \nu_s^2}{2\sqrt{\nu_s^2}} \left( \rho dW_s^1 + \sqrt{1-\rho^2} dW_s^2 \right) - \frac{1}{2} \int_0^T \partial_\rho \nu_s^2 ds \right).
\end{aligned} \tag{57}$$

Replacing the value of  $\partial_\rho S_T^2$  in (56), we get

$$\begin{aligned} \frac{\partial}{\partial \rho} E((S_T^1 - S_T^2)_+) &= E\left(1_{S_T^1 \geq S_T^2} S_T^2 \left(\frac{1}{2} \int_0^T \partial_\rho \nu_s^2 ds\right)\right) \\ &- E\left(1_{S_T^1 \geq S_T^2} S_T^2 \int_0^T \frac{\partial_\rho \nu_s^2}{2\sqrt{\nu_s^2}} \left(\rho dW_s^1 + \sqrt{1-\rho^2} dW_s^2\right)\right) \\ &- E\left(1_{S_T^1 \geq S_T^2} S_T^2 \left(\int_0^T \sqrt{\nu_s^2} \left(dW_s^1 - \frac{\rho}{\sqrt{1-\rho^2}} dW_s^2\right)\right)\right). \end{aligned} \quad (58)$$

According to various works like the one presented in [7] and [8], we know that  $S_T^2$  is a real positive martingale and not only a local martingale. This allows us to define a new probability measure  $P^2$  whose density is given by  $\frac{dP^2}{dP} = \frac{S_T^2}{S_0^2}$ . Under this new probability,  $Z^1$  and  $Z^2$  are two independent Brownian motions related to  $W^1$  and  $W^2$  by

$$dZ_t^1 = dW_t^1 - \rho \sqrt{\nu_t^2} dt,$$

$$dZ_t^2 = dW_t^2 - \sqrt{1-\rho^2} \sqrt{\nu_t^2} dt.$$

Also, under the probability  $P^2$ , the value of  $S^1$  and  $S^2$  are given by

$$S_T^1 = x_1 \exp\left(\int_0^T \sqrt{\nu_s^1} dZ_s^1 + \rho \int_0^T \sqrt{\nu_s^1 \nu_s^2} ds - \frac{1}{2} \int_0^T \nu_s^1 ds\right),$$

$$S_T^2 = x_2 \exp\left(\int_0^T \sqrt{\nu_s^2} \left(\rho dZ_s^1 + \sqrt{1-\rho^2} dZ_s^2\right) + \frac{1}{2} \int_0^T \nu_s^2 ds\right).$$

By this change of probability and using (58), we obtain

$$\begin{aligned} E\left(\partial_\rho S_T^2 1_{S_T^1 \geq S_T^2}\right) &= S_0^2 E^2\left(1_{S_T^1 \geq S_T^2} \int_0^T \sqrt{\nu_s^2} \left(dZ_s^1 - \frac{\rho}{\sqrt{1-\rho^2}} dZ_s^2\right)\right) \\ &+ S_0^2 E^2\left(1_{S_T^1 \geq S_T^2} \int_0^T \frac{\partial_\rho \nu_s^2}{2\sqrt{\nu_s^2}} \left(\rho dZ_s^1 + \sqrt{1-\rho^2} dZ_s^2\right)\right). \end{aligned} \quad (59)$$

For short maturities and under the assumption

$$\mathbf{(A3)} \quad \exists C \in \mathbb{R}^* \text{ such that } \ln\left(\frac{a_2 x_2}{a_1 x_1}\right) = C\sqrt{T} + o(\sqrt{T}), \quad (a_1, a_2) \in (\mathbb{R}_+^*)^2,$$

we will see in the proof of Theorem 4.1 that the second term of (59) can be neglected because it tends to zero with respect to  $T$  faster than the first one. Also, in Theorem 4.1, the asymptotic derivative of the price with respect to  $\rho$  is established thanks to the following lemma obtained by Ito isometry.

**Lemma 4.1** *On  $\mathbb{R}^d$ , we define a Brownian motion  $W_t$  and  $[0, \infty) \ni t \mapsto H_t \in L^2(\mathbb{R}^d)$  an adapted random process such that  $\lim_{t \downarrow 0} E(\|H_t - H_0\|^2) = 0$ , where  $\|\cdot\|$  is the Euclidean norm.*

*Then*

$$\lim_{t \rightarrow 0} \frac{1}{t} E\left(\left\|\int_0^t H_s \cdot dW_s - H_0 \cdot W_t\right\|^2\right) = 0.$$

**Theorem 4.1** We suppose that the couples asset/volatility  $(S_T^i, \nu_T^i)_{i=1,2}$  have the dynamic given by (5), (6), (7) and (8). We also make the assumptions **(A0)**, **(A2)** and **(A3)**. For short maturities, the derivative with respect to  $\rho$  of a European option that has  $f(s_1, s_2) = (a_1 s_1 - a_2 s_2)_+$ , with  $(a_1, a_2) \in (\mathbb{R}_+^*)^2$  as payoff can be asymptotically approximated by

$$\frac{\partial}{\partial \rho} E((a_1 S_T^1 - a_2 S_T^2)_+) \underset{T \sim 0}{=} -a_2 x_2 \sqrt{\frac{T \nu_0^1 \nu_0^2}{2\pi\lambda}} \exp\left(-\frac{1}{2} \left[\frac{C}{\sqrt{\lambda}}\right]^2\right) + o(\sqrt{T}) \quad (60)$$

with  $\lambda = \nu_0^1 + \nu_0^2 - 2\rho\sqrt{\nu_0^1 \nu_0^2}$  and the constant  $C$  comes from **(A3)**.

From Theorem 4.1 and because  $a_2 > 0$ , it is clear that the price of an exchange option is decreasing according to  $\rho$  for short maturities.

**Proof of Theorem 4.1:**

We divide the proof of this theorem into two steps: In the first step, we detail the computations of (60). In the second step, we show that the commutation of the derivative with respect to  $\rho$  and the expectation in (56) is correct.

**Step1:**

The use of the constants  $a_1$  and  $a_2$  is not restrictive because they can be included in the spot prices  $S_0^1 = x_1$  and  $S_0^2 = x_2$ . Defining the triplet of random variables  $(L_T^1, L_T^2, L_T^3)$  by

$$\begin{aligned} L_T^1 &= \frac{1}{\sqrt{T}} \int_0^T \sqrt{\nu_t^2} \left( dZ_t^1 - \frac{\rho}{\sqrt{1-\rho^2}} dZ_t^2 \right), & L_T^2 &= \frac{1}{\sqrt{T}} \int_0^T \sqrt{\nu_t^1} dZ_t^1, \\ L_T^3 &= \frac{1}{\sqrt{T}} \int_0^T \sqrt{\nu_t^2} \left( \rho dZ_t^1 - \sqrt{1-\rho^2} dZ_t^2 \right) + \frac{\ln(S_0^2/S_0^1)}{\sqrt{T}} - \frac{1}{\sqrt{T}} \int_0^T \left( \rho \sqrt{\nu_t^1 \nu_t^2} - \frac{\nu_t^1 + \nu_t^2}{2} \right) dt, \end{aligned} \quad (61)$$

as  $T \rightarrow 0$ , Lemma 4.1 and the assumption **(A3)** allows us to have the convergence in probability of  $(L_T^1, L_T^2, L_T^3)$  to  $(L_0^1, L_0^2, L_0^3)$  with

$$\begin{aligned} L_0^1 &= \sqrt{\nu_0^2} \left( G_1 - \frac{\rho}{\sqrt{1-\rho^2}} G_2 \right), & L_0^2 &= \sqrt{\nu_0^1} G_1 \\ L_0^3 &= \sqrt{\nu_0^2} \left( \rho G_1 - \sqrt{1-\rho^2} G_2 \right) + C. \end{aligned}$$

where  $G_1$  and  $G_2$  are two independent standard Normal random variables and  $C$  is the constant of the assumption **(A3)**.

Moreover the first term of (59) is equal to  $S_0^2 \sqrt{T} E^2 \left( L_T^1 1_{L_T^2 \geq L_T^3} \right)$  and thanks to both facts

$$P^2(L_0^2 = L_0^3) = 0 \quad \text{and} \quad E^2((L_T^1)^2) = E^2\left(\frac{1}{T} \int_0^T \nu_t^2 dt\right) < \infty,$$

we obtain the convergence

$$E^2 \left( L_T^1 1_{L_T^2 \geq L_T^3} \right) \underset{T \rightarrow 0}{\rightarrow} E^2 \left( L_0^1 1_{L_0^2 \geq L_0^3} \right).$$

Let us compute  $E^2 \left( L_0^1 1_{L_0^2 \geq L_0^3} \right)$ ,

$$E^2 \left( L_0^1 1_{L_0^2 \geq L_0^3} \right) = \sqrt{\nu_0^2} E^2 \left( 1_A \left( G_1 - \frac{\rho}{\sqrt{1-\rho^2}} G_2 \right) \right)$$

with

$$A = \left\{ G_1 - \frac{\sqrt{\nu_0^2}(\rho G_1 + \sqrt{1-\rho^2}G_2)}{\sqrt{\nu_0^1}} \geq C \right\}.$$

By the decomposition of  $G_1$  into two independent standard Normal random variables  $\tilde{G}$  and  $\hat{G}$ :

$$\begin{aligned} G_1 &= \rho\tilde{G} + \sqrt{1-\rho^2}\hat{G}, \quad \text{with} \\ \tilde{G} &= \rho G_1 + \sqrt{1-\rho^2}G_2, \quad \hat{G} = \sqrt{1-\rho^2} \left( G_1 - \frac{\rho}{\sqrt{1-\rho^2}}G_2 \right) \end{aligned} \quad (62)$$

and  $A$  becomes

$$A = \left\{ \hat{G} \geq g(\tilde{G}) \right\}, \quad \text{with } g(u) = \frac{(\sqrt{\nu_0^2} - \rho\sqrt{\nu_0^1})u}{\sqrt{1-\rho^2}\sqrt{\nu_0^1}} + C. \quad (63)$$

The computation of this expectation provides

$$\begin{aligned} E^2 \left( 1_A \left( G_1 - \frac{\rho}{\sqrt{1-\rho^2}}G_2 \right) \right) &= E^2 \left( E^2 \left[ 1_A \frac{\hat{G}}{\sqrt{1-\rho^2}} \middle| \tilde{G} \right] \right) \\ &= \frac{1}{\sqrt{1-\rho^2}} E^2 \left( \frac{1}{\sqrt{2\pi}} \int_{g(\tilde{G})}^{\infty} u e^{-u^2/2} du \right) \\ &= \frac{1}{\sqrt{1-\rho^2}\sqrt{2\pi}} E^2 \left( \exp \left\{ -\frac{[g(\tilde{G})]^2}{2} \right\} \right). \end{aligned} \quad (64)$$

By finishing the calculation of the expectation and multiplying it by  $S_0^2\sqrt{T\nu_0^2}$ , we obtain the expression given in (60).

To conclude that the derivative with respect to  $\rho$  is asymptotically given by (60), it is sufficient to prove that the second term of (59) divided by  $\sqrt{T}$  vanishes as  $T$  tends to zero. By Cauchy-Schwarz inequality

$$\frac{1}{\sqrt{T}} E^2 \left| 1_{S_T^1 \geq S_T^2} \int_0^T \frac{\partial_\rho \nu_s^2}{2\sqrt{\nu_s^2}} \left( \rho dW_s^1 + \sqrt{1-\rho^2} dW_s^2 \right) \right| \leq \sqrt{I_T} \sqrt{E^2 \left( 1_{S_T^1 \geq S_T^2} \right)} \quad (65)$$

with  $I_T = \frac{1}{T} E^2 \left( \int_0^T \frac{(\partial_\rho \nu_s^2)^2}{4\nu_s^2} ds \right)$ . Thanks to a conditioning with respect to  $B^2$  and using Ito isometry, we get

$$\begin{aligned} I_T &= \frac{1}{T} E^2 \left( \int_0^T \frac{E^2 [(\partial_\rho \nu_s^2)^2 | B^2]}{4\nu_s^2} ds \right) \\ &= \frac{\eta_2^2 \rho_2^2}{4T(1-\rho^2)} \int_0^T \int_0^s E^2 \left( e^{-\kappa_2(s-u)} - \left( \kappa_2 \theta_2 - \frac{\eta_2^2}{4} \right) \int_u^s \frac{dr}{\nu_r^2} \right) dud s \leq \frac{\eta_2^2 \rho_2^2 T}{8(1-\rho^2)}. \end{aligned} \quad (66)$$

**Step2:** The commutation of the derivative with respect to  $\rho$  and the expectation in (56) remains to be proven. When taking  $|\rho| < 1 - \epsilon$  with  $0 < \epsilon \ll 1$ , we can dominate the square of the random variables in the expectations  $E^2$  of (59) by integrable random variables. The latter fact can be easily seen for the first term and regarding the second term, one should use the inequalities (65) and (66) to obtain it. ■

**Remark 4.1** 1) First, we point out that assumption **(A0)** is necessary to have the differentiability of  $\nu^2$  according to  $\rho$  in the strong sense which was needed in Theorem 4.1. However, it is sufficient to have  $4\kappa_2\theta_2 > \eta_2^2$  to use the boundedness of (66) in Step1 and Step2 of the previous proof. Also because of the differentiability of the price according to  $\rho$  (see proposition 3.2), we conjecture the validity of the asymptotic approximation when the assumption **(A0)** is replaced by **(A1)**.

2) Rewriting the asymptotic approximation (60) without the constant  $C$  of the assumption **(A3)**, we get

$$-a_2x_2\sqrt{\frac{T\nu_0^1\nu_0^2}{2\pi\lambda}}\exp\left(-\frac{1}{2}\left[\frac{\ln\left(\frac{a_2x_2}{a_1x_1}\right)}{\sqrt{T\lambda}}\right]^2\right),$$

with  $\lambda = \nu_0^1 + \nu_0^2 - 2\rho\sqrt{\nu_0^1\nu_0^2}$ . Although this approximation works well for  $T \leq 0.2$ , we find out numerically that the expression

$$-a_2x_2\sqrt{\frac{T\nu_0^1\nu_0^2}{2\pi\lambda}}\exp\left(-\frac{1}{2}\left[\frac{\ln\left(\frac{a_2x_2}{a_1x_1}\right)}{\sqrt{T\lambda}} + \frac{\sqrt{T\lambda}}{2}\right]^2\right) \quad (67)$$

allows us to have good results even when  $T = 0.3$ . The term  $\frac{\sqrt{T\lambda}}{2}$  comes from the finite variation process  $\frac{1}{\sqrt{T}}\int_0^T\left(\rho\sqrt{\nu_t^1\nu_t^2} - \frac{\nu_t^1+\nu_t^2}{2}\right)dt$  in the expression of  $L_T^3$  in (61).

3) As we will see in section 5.1, the expression (67) provides a good estimation of the derivative with respect to  $\rho$  for exchange options with maturities  $T \leq 0.3$ . For short maturity, using the following approximations

$$E\left((a_1S_T^1 - a_2S_T^2 + K)_+\right) \simeq 0.5 * E\left((a_1S_T^1 - a_2\tilde{S}_T^2)_+\right) + 0.5 * E\left((a_1\tilde{S}_T^1 - a_2S_T^2)_+\right)$$

with  $\tilde{S}_T^1 = (\tilde{x}_1/x_1)S_T^1$ ,  $\tilde{S}_T^2 = (\tilde{x}_2/x_2)S_T^2$  and  $\tilde{x}^1 = x_1 + \frac{K}{a_1}$ ,  $\tilde{x}^2 = x_2 - \frac{K}{a_2}$ .

and applying (67) on these approximations, we obtain another good estimation of the derivative of the spread options with respect to  $\rho$ , given by

$$\begin{aligned} & \frac{-a_2\tilde{x}_2}{2}\sqrt{\frac{T\nu_0^1\nu_0^2}{2\pi\lambda}}\exp\left(-\frac{1}{2}\left[\frac{\ln(a_2\tilde{x}_2/a_1x_1)}{\sqrt{T\lambda}} + \frac{\sqrt{T\lambda}}{2}\right]^2\right) \\ & + \frac{-a_2x_2}{2}\sqrt{\frac{T\nu_0^1\nu_0^2}{2\pi\lambda}}\exp\left(-\frac{1}{2}\left[\frac{\ln(a_2x_2/a_1\tilde{x}_1)}{\sqrt{T\lambda}} + \frac{\sqrt{T\lambda}}{2}\right]^2\right), \end{aligned} \quad (68)$$

with  $\lambda = \nu_0^1 + \nu_0^2 - 2\rho\sqrt{\nu_0^1\nu_0^2}$ .

4) Finally, for short maturities we point out that using models based on Heston like the two-dimensional double Heston model and driving the same computations as the one done in this section, one can also obtain an approximation of the derivative of the price of an exchange option with respect to  $\rho$ .

## 5 Numerical results

From a practitioner's point of view, it is interesting to figure out the interval of maturities for which the approximation (68) (or (67)) is acceptable and to estimate, thanks to a Monte Carlo simulation, the value of the errors produced by this approximation. In addition to that, because the monotony result is established for some values of  $\eta_i$ ,  $\rho_i$  and  $\sqrt{1 - \rho_i^2}$ , it is important to show, at least numerically, that the practical values of these parameters ensure the monotony.

When using Monte Carlo, in order to check the monotony of the price according to  $\rho$ , one has to decrease significantly the variance of the simulations by using as many trajectories as possible. The latter fact is even more true for the approximation of the derivative with respect to  $\rho$  using Monte Carlo. In all the implemented simulations we make sure that the obtained results are, at least, ten times bigger than the error induced by the 95% confidence interval<sup>1</sup>. To reach this high accuracy Monte Carlo simulation in an acceptable execution time, we simulated  $M = 2^{22}$  trajectories on an Nvidia 480 GTX GPU (Graphics Processing Unit).

The reader may have noticed that the correlation structure, used in (5), (6), (7) and (8), does not allow the model to be affine. Consequently, we cannot use, for instance, the Alfonsi discretization scheme [10] for the Monte Carlo simulations. Nevertheless, for the volatilities, we implement the Milstein scheme because it is known to provide good results. Indeed, as already mentioned in [9], when the assumption  $4\kappa_2\theta_2 \geq \eta_2^2$  is fulfilled, by setting

$$\nu_{t_{k+1}} = \left( \sqrt{\nu_{t_k}} + \frac{\eta}{2} \sqrt{\Delta t} G \right)^2 + \kappa(\theta - \nu_{t_k})\Delta t - \frac{\eta^2}{4} \Delta t, \quad \Delta t = t_{k+1} - t_k, \quad G \sim \mathcal{N}(0, 1)$$

then  $\nu_{t_{k+1}} > 0$  when  $\nu_{t_k} = 0$  which reduces considerably the cases when  $\nu_{t_{k+1}} < 0$ . If the simulation provides  $\nu_{t_{k+1}} < 0$ , then it is sufficient to set  $\nu_{t_{k+1}} = 0$  (for more details on the choice of discretization schemes, we refer the reader to [11]). Besides, the assets are simulated by an Euler scheme and the discretization time  $\delta t = 0.01$ . Consequently, in both sections 5.1 & 5.2, the parameters of the performed simulations fulfill the assumption **(A1)**.

### 5.1 Results for short maturities

This section is exclusively dedicated to testing the asymptotical derivative (68) thanks to a Monte Carlo simulation. We will consider spread options with maturities  $T = 0.1, 0.2, 0.3$ . We take the correlations  $\rho_i \in \{-0.85, -0.8, \dots, 0.8, 0.85\}$  such that  $\Delta\rho = \rho_{i+1} - \rho_i = 0.05$  and we approach the derivative of the price with respect to  $\rho$  by the expression

$$\partial_\rho F(\rho_i) = \frac{F(\rho_{i+1}) - F(\rho_i)}{\Delta\rho} \tag{69}$$

where  $F(\rho_{i+1})$  and  $F(\rho_i)$  are the prices obtained by Monte Carlo. The resulted error between (68) and (69) will be quantified in percentage:

$$\text{Error Percentage} = 100 * \left| \frac{\text{Expression(68)} - \text{Expression(69)}}{\text{Expression(69)}} \right|. \tag{70}$$

We point out that the assumption  $|\rho| < 1$ , in Theorem 4.1, plays an important role in the precision of the approximation (69). In addition, because simulating  $M = 2^{22}$  trajectories

---

<sup>1</sup>The difference  $F(\rho_{i+1}) - F(\rho_i)$  defined in (69) is at least, ten times bigger than the error induced by the 95% confidence interval.

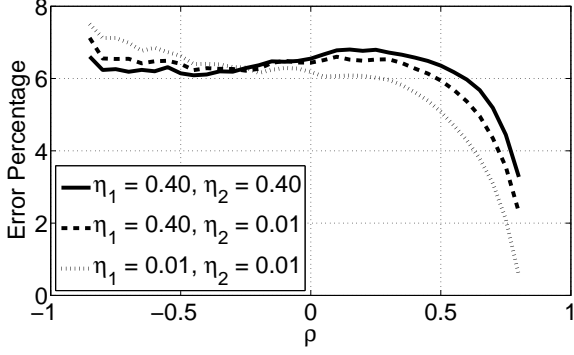


Figure 1: The error according to  $\eta_1$  and  $\eta_2$ , the other parameters used are:  $\kappa_1 = \kappa_2 = 2.25$ ,  $\theta_1 = \theta_2 = 0.1$ ,  $\nu_0^1 = \nu_0^2 = 0.5$ ,  $a_1x_1 = a_2x_2 = 100$ ,  $T = 0.2$  and  $K = 0$ .

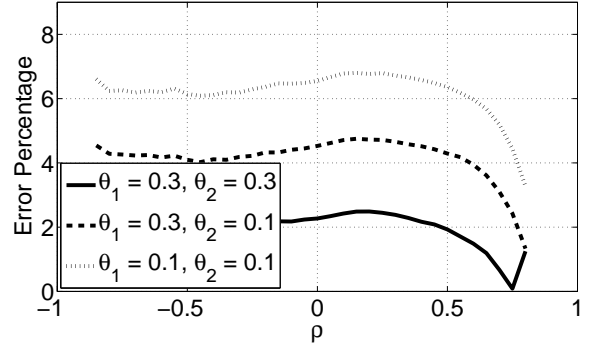


Figure 2: The error according to  $\theta_1$  and  $\theta_2$ , the other parameters used are:  $\kappa_1 = \kappa_2 = 2.25$ ,  $\eta_1 = \eta_2 = 0.4$ ,  $\nu_0^1 = \nu_0^2 = 0.5$ ,  $a_1x_1 = a_2x_2 = 100$ ,  $T = 0.2$  and  $K = 0$ .

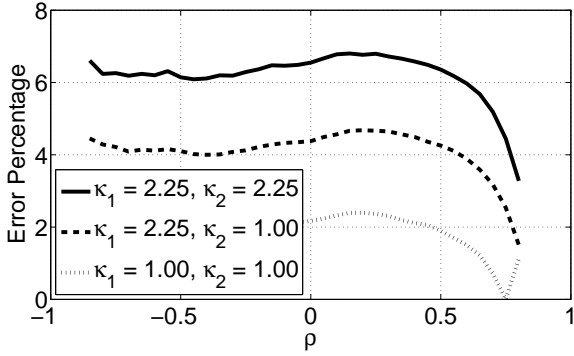


Figure 3: The error according to  $\kappa_1$  and  $\kappa_2$ , the other parameters used are:  $\theta_1 = \theta_2 = 0.1$ ,  $\eta_1 = \eta_2 = 0.4$ ,  $\nu_0^1 = \nu_0^2 = 0.5$ ,  $a_1x_1 = a_2x_2 = 100$ , the maturity  $T = 0.2$  and  $K = 0$ .

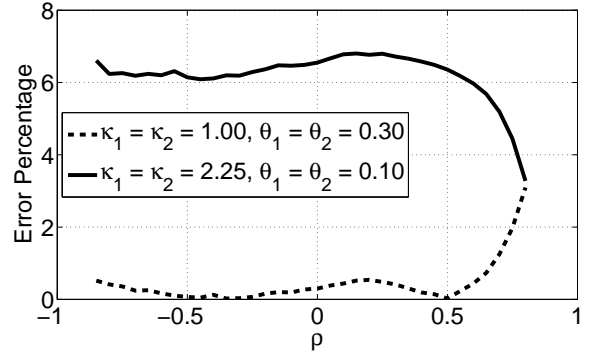


Figure 4: The error according to  $\{\theta_i\}_{i=1,2}$  and  $\{\kappa_i\}_{i=1,2}$ , the other parameters used are:  $\eta_1 = \eta_2 = 0.4$ ,  $\nu_0^1 = \nu_0^2 = 0.5$ ,  $a_1x_1 = a_2x_2 = 100$ , the maturity  $T = 0.2$  and the strike  $K = 0$ .

with a discretization time step  $\delta t = 0.01$  is already time consuming, we have chosen to restrict ourselves to the values  $\rho_i \in \{-0.85, -0.8, \dots, 0.8, 0.85\}$ . Besides, after a large number of simulations, we have decided to present only the most important numerical results related to the precision of the expression (68). For example, after a large set of simulations, we concluded that  $\rho_1$  and  $\rho_2$  do not intervene a lot in the accuracy of the approximation (68) and we took for all figures  $\rho_1 = \rho_2 = -0.5$  that is also a reasonable choice in practice.

We first study the impact of the model parameters on the error. This allows us to derive the "worst" cases for which the error is big. We then examine the error behavior of the approximation (68) as a function of the maturity.

### 5.1.1 The parameters that deteriorate the most the asymptotic approximation

According to Figure 1,  $\eta_1$  and  $\eta_2$  change barely the error produced by (68). In fact, for short maturities, using small values of  $\eta_i$  creates bigger errors when the value of  $\rho$  is close to  $-1$ , but the average value of errors remains the same.

According to figures 2, 3 and 4, we notice that the precision of (68) is altered much more when  $\kappa_i$  is big and when  $\theta_i$  is very different from  $\nu_0^i$ . The latter fact can be explained heuristically by the mean reversion characteristic of the Heston model and because (68) does not include the action of  $\theta_i$  which plays quickly an important role when  $\kappa_i$  is big.



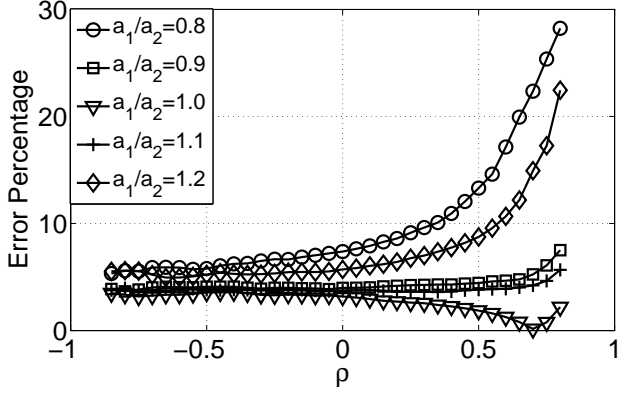


Figure 5: The error percentage for a maturity  $T = 0.1$  when changing  $a_1/a_2$ , the parameters used are:  $\kappa_1 = \kappa_2 = 3.0$ ,  $\theta_1 = \theta_2 = 0.1$ ,  $\eta_1 = \eta_2 = 0.1$ ,  $\nu_0^1 = \nu_0^2 = 0.5$ ,  $x_1 = x_2 = 100$  and the strike  $K = 0$ .

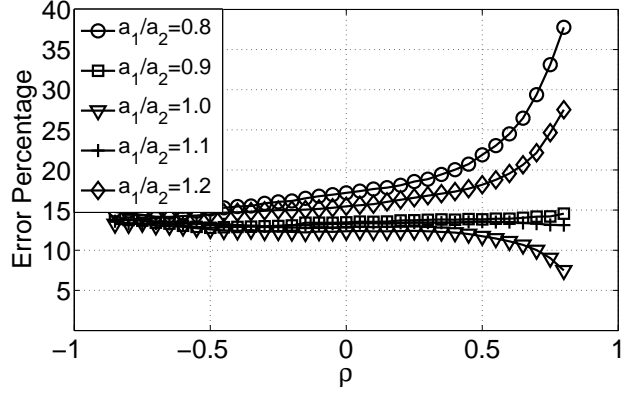


Figure 6: The error percentage for a maturity  $T = 0.3$  when changing  $a_1/a_2$ , the parameters used are:  $\kappa_1 = \kappa_2 = 3.0$ ,  $\theta_1 = \theta_2 = 0.1$ ,  $\eta_1 = \eta_2 = 0.1$ ,  $\nu_0^1 = \nu_0^2 = 0.5$ ,  $x_1 = x_2 = 100$  and the strike  $K = 0$ .

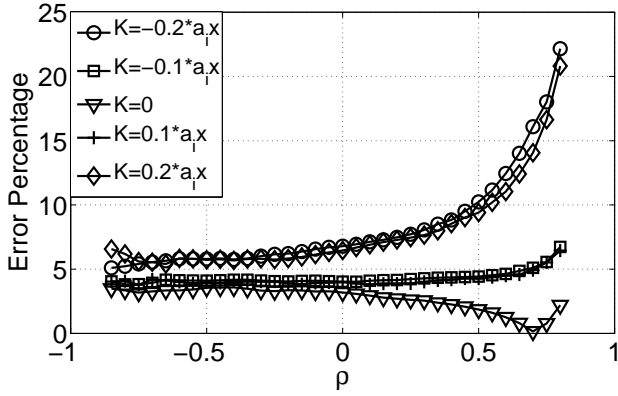


Figure 7: The error percentage for a maturity  $T = 0.1$  when changing the strike  $K$ , the parameters used are:  $\kappa_1 = \kappa_2 = 3.0$ ,  $\theta_1 = \theta_2 = 0.1$ ,  $\eta_1 = \eta_2 = 0.1$ ,  $\nu_0^1 = \nu_0^2 = 0.5$  and  $a_1x_1 = a_2x_2 = 100$ .

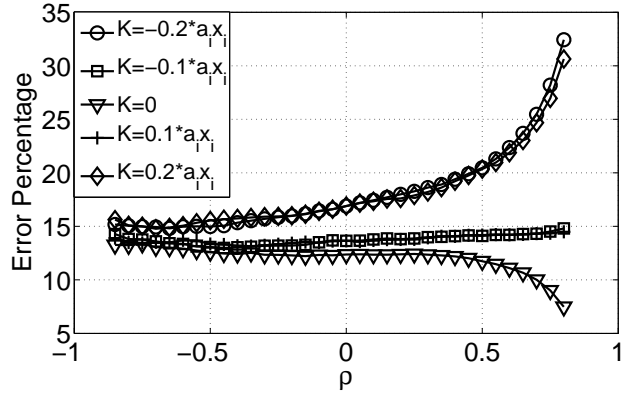


Figure 8: The error percentage for a maturity  $T = 0.3$  when changing the strike  $K$ , the parameters used are:  $\kappa_1 = \kappa_2 = 3.0$ ,  $\theta_1 = \theta_2 = 0.1$ ,  $\eta_1 = \eta_2 = 0.1$ ,  $\nu_0^1 = \nu_0^2 = 0.5$  and  $a_1x_1 = a_2x_2 = 100$ .

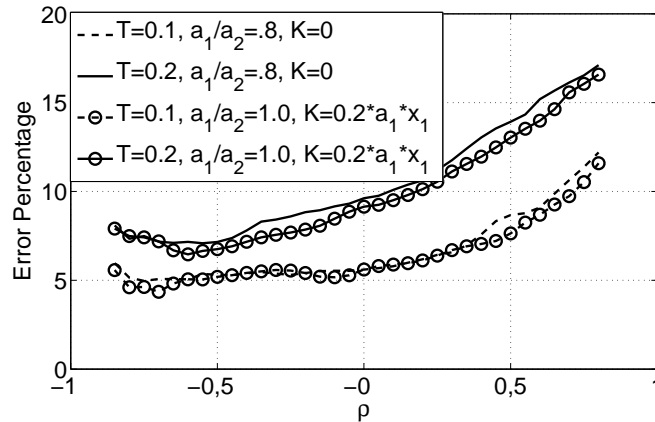


Figure 9: The error percentage for 20% ITM or OTM contracts, the parameters used are:  $\kappa_1 = \kappa_2 = 2.0$ ,  $\theta_1 = \theta_2 = 0.2$ ,  $\eta_1 = \eta_2 = 1.2$ ,  $\nu_0^1 = \nu_0^2 = 0.4$  and  $x_1 = x_2 = 100$ .

### 5.1.2 The maturities for which the asymptotic approximation can be accepted

Now that we know the model parameters that reduce the most the accuracy of the approximation (68), we want to study the action of the payoff parameters  $a_1$ ,  $a_2$ ,  $S_0^1 = x_1$ ,  $S_0^2 = x_2$  and the strike  $K$  on the precision of the approximation (68). In figures 5, 6, 7 and 8, we have tested an extreme choice of model parameters in order to be pretty sure that the error obtained, more or less, dominates the errors gotten with standard market parameters.

From these figures, when the option is **In The Money** (ITM) or **Out of The Money** (OTM), we remark that the error increases quickly when  $\rho$  is close to 1. Although a small part <sup>2</sup> of the error is due to the approximation (69), the other part tells us that, when  $T = 0.3$ ,  $\rho > 0.8$  and the payoff is 20% ITM or OTM, one has to have small values of  $\kappa_i$  ( $\kappa_i \leq 1$ ) or small difference between  $\theta_i$  and  $\nu_0^i$  ( $\theta_i/\nu_0^i \geq 1/2$ ), otherwise the approximation (68) is strongly wrong. When  $T = 0.3$ , we have found out that the error percentage is always lower than 18% when either  $\kappa_i \leq 1.5$  and  $\theta_i/\nu_0^i \geq 1/3$  or  $\kappa_i \leq 2$  and  $\theta_i/\nu_0^i \geq 1/2$ . The maximum error percentage associated to all these cases is lower than 18% and the average error is lower than 10%.

To sum up, with  $|\rho| \leq 0.9$  and  $\nu_0^i \leq 0.5$ , when

- $T \leq 0.1$  and the payoff is less than 20% ITM or OTM, the approximation (68) can be accepted when  $\theta_i/\nu_0^i \geq 1/4$  and  $\kappa_i \leq 3$ .
- $T \leq 0.2$  and the payoff is less than 20% ITM or OTM, the approximation (68) can be accepted when  $\theta_i/\nu_0^i \geq 1/4$  and  $\kappa_i \leq 1.5$ .
- $T \leq 0.3$  and the payoff is less than 10% ITM or OTM, the approximation (68) can be accepted when  $\theta_i/\nu_0^i \geq 1/5$  and  $\kappa_i \leq 3$ .
- $\kappa_i \leq 1.5$  and  $\theta_i/\nu_0^i \geq 1/3$  or  $\kappa_i \leq 2$  and  $\theta_i/\nu_0^i \geq 1/2$ , the approximation (68) can be accepted for maturities  $T \leq 0.3$  and payoffs less than 20% ITM or OTM.

In Figure 9, we give an example of a standard choice of parameters when  $\eta_1$  and  $\eta_2$  do not fulfill the Feller assumption, but we remark that we still obtain good numerical results.

## 5.2 Results for medium and large maturities

We have already seen, in section 3.2, that the monotony of the price according to  $\rho$  is fulfilled when  $\eta_i$ ,  $\rho_i$  or  $\sqrt{1 - \rho_i^2}$  are sufficiently small. As far as  $\rho_i$  and  $\sqrt{1 - \rho_i^2}$  are concerned in our successive simulations, changing the value of  $\rho_1$  and  $\rho_2$  did not change much numerically the rate of the monotony of the price according to  $\rho$ . Consequently, we took for all figures  $\rho_1 = \rho_2 = -0.5$ . Nevertheless, we noticed that the monotony is much stronger for small values of  $\eta_i$  than when  $\eta_i$  is close to  $2\sqrt{\kappa_i\theta_i}$ . What we call "Relative Increment %" in these figures is the quantity defined by

$$100 * \frac{F(\rho_i) - F(\rho_{i+1})}{F(\rho_i)}, \quad (71)$$

where  $\rho_i \in \{-0.9, -0.8, \dots, 0.8, 0.9\}$  and  $F(\rho_i)$  is the price obtained by Monte Carlo.

We have preferred to simulate the value of (71), instead of the price or its derivative, for two reasons. The first one is due to the heaviness of the simulation of the derivative of the price. In fact, for  $T \geq 5$ , to have a good Monte Carlo approximation of the derivative of the

---

<sup>2</sup>When simulating  $M = 2^{26}$  trajectories and using  $\Delta\rho = 0.005$ , we found out that the maximum error attained in Figure 5 is 24% instead of 28%.

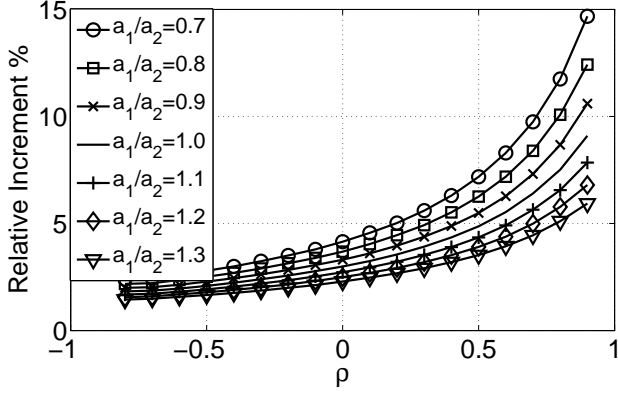


Figure 10: The relative increment % for a maturity  $T = 5$  when changing  $a_1/a_2$ , the parameters used are:  $\eta_1 = \eta_2 = 1.5$ ,  $\kappa_1 = \kappa_2 = 3.0$ ,  $\theta_1 = \theta_2 = 0.2$ ,  $\nu_0^1 = \nu_0^2 = 0.4$ ,  $x_1 = x_2 = 100$  and the strike  $K = 0$ .

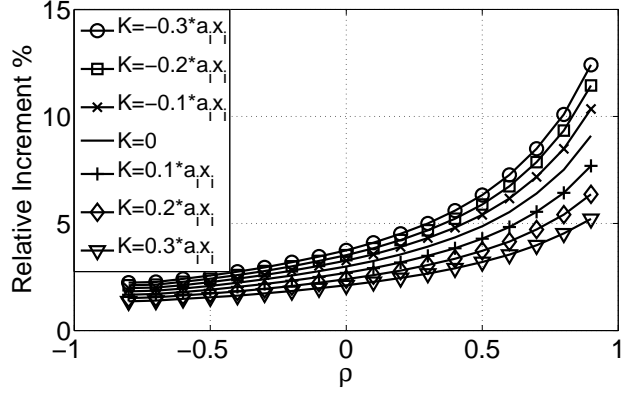


Figure 11: The relative increment % for a maturity  $T = 5$  when changing the strike  $K$ , the parameters used are:  $\eta_1 = \eta_2 = 1.5$ ,  $\kappa_1 = \kappa_2 = 3.0$ ,  $\theta_1 = \theta_2 = 0.2$ ,  $\nu_0^1 = \nu_0^2 = 0.4$  and  $a_1x_1 = a_2x_2 = 100$ .

price according to  $\rho$ , one should simulate  $M = 2^{24}$  trajectories and preferably use  $\Delta\rho = 0.05$  instead of 0.1. In addition to a maturity  $T \geq 5$  and a discretization  $\delta t = 0.01$ , the simulations would take an enormous time even on a GPU. The second reason comes from the fact that the monotony of the price when  $\rho > 0.5$  is much bigger than for the other values of  $\rho$ . This behavior makes the curves almost flat when  $\rho \leq -0.5$  which deteriorates the monotony information.

Even though figures 10 & 11 are only illustrative, we remarked that for a maturity  $T \in [0, 10]$  all the prices are monotonous. In addition, the speed of this monotony decreases according to the maturity. Indeed, for maturities  $T \geq 10$  and  $\rho < -0.5$ , the monotony can be barely seen from prices when simulating less than  $M = 2^{20}$  trajectories.

We conclude that, even though the conditions of Proposition 3.2 can be considered as restrictive, the simulation results strengthen our faith in the global monotony result of the multidimensional Heston model.

## 6 Conclusion

In this work, we tried to present, as consistent as possible, the study of the price according to the correlation. We provided a good approximation of the derivative of the price with respect to  $\rho$  for short maturities. We also saw theoretically that the monotony is fulfilled for special choices of the parameters of the model. When compared to the simulation results, the theoretical ones are a bit frustrating because we remarked numerically the clear monotony of the price according to  $\rho$ . However, only from the proofs, one can identify the important difficulties that one can face when dealing with this kind of problem. In contrast to the simulation heaviness for which the parallel GPU implementation provides serious advantages that allowed us to have solid numerical study of the monotony of the price.

# Appendix

## Proof of Theorem 3.1:

All the computations will be done thanks to the fact that the couple  $\left(\frac{S_T^1}{x_1}, \frac{S_T^2}{x_2}\right)$  has a log-normal density conditionally to the Brownian vector  $(\beta_w^1, \beta_w^2)_{t \leq w \leq T}$  that drives the volatility SDEs. Indeed, this log-normality can be easily proven by rewriting the couple  $(W^1, W^2)$  in term of  $(\beta^1, \beta^2)$  and to  $(\beta^3, \beta^4)$  as described previously by (50) in which

$$A_1^{-1}C_1 = \begin{pmatrix} \rho_1 & \frac{\rho_2 \rho (1 - \rho_1^2)}{\sqrt{1 - \rho^2 \rho_1^2 \rho_2^2}} & \frac{\sqrt{1 - \rho_1^2} \sqrt{1 - \rho^2 \rho_2^2}}{\sqrt{1 - \rho^2 \rho_1^2 \rho_2^2}} & 0 \\ \sqrt{1 - \rho_1^2} & \frac{-\rho \rho_1 \rho_2 \sqrt{1 - \rho_1^2}}{\sqrt{1 - \rho^2 \rho_1^2 \rho_2^2}} & \frac{-\rho_1 \sqrt{1 - \rho^2 \rho_2^2}}{\sqrt{1 - \rho^2 \rho_1^2 \rho_2^2}} & 0 \\ 0 & \frac{\rho_2 \sqrt{1 - \rho^2}}{\sqrt{1 - \rho^2 \rho_1^2 \rho_2^2}} & \frac{-\rho \rho_2^2 \sqrt{1 - \rho^2} \sqrt{1 - \rho_1^2}}{\sqrt{1 - \rho^2 \rho_2^2} \sqrt{1 - \rho^2 \rho_1^2 \rho_2^2}} & \frac{\sqrt{1 - \rho_2^2}}{\sqrt{1 - \rho^2 \rho_2^2}} \\ 0 & \frac{\sqrt{1 - \rho_2^2}}{\sqrt{1 - \rho^2 \rho_1^2 \rho_2^2}} & \frac{-\rho \rho_2 \sqrt{1 - \rho_1^2} \sqrt{1 - \rho_2^2}}{\sqrt{1 - \rho^2 \rho_2^2} \sqrt{1 - \rho^2 \rho_1^2 \rho_2^2}} & \frac{-\rho_2 \sqrt{1 - \rho^2}}{\sqrt{1 - \rho^2 \rho_2^2}} \end{pmatrix}.$$

If we denote by  $g(v_1, v_2)$  the log-normal density of  $\left(\frac{S_T^1}{x_1}, \frac{S_T^2}{x_2}\right)$  conditionally to  $(\beta_w^1, \beta_w^2)_{t \leq w \leq T}$ , then

$$g(v_1, v_2) = \frac{\exp\left(-\frac{1}{2(1 - \tilde{\rho}^2)} \left[ \frac{u_1^2(v_1)}{\sigma_1^2} + \frac{u_2^2(v_2)}{\sigma_2^2} - 2\tilde{\rho} \frac{u_1(v_1)u_2(v_2)}{\sigma_1\sigma_2} \right]\right)}{2\pi v_1 v_2 \sigma_1 \sigma_2 \sqrt{1 - \tilde{\rho}^2}} \mathbf{1}_{v_1 > 0} \mathbf{1}_{v_2 > 0}.$$

$g_1(v_1|v_2)$  and  $g_2(v_2|v_1)$ , given in (53) and (54), are the conditional densities respectively to  $\frac{S_T^2}{x_2} = v_2$  and to  $\frac{S_T^1}{x_1} = v_1$ . Besides, if we denote

$$\Phi_{\beta^1, \beta^2}(s_1, s_2) = s_1 s_2 E\left(X \mid S_T^1 = s_1, S_T^2 = s_2, \{\beta_w^1, \beta_w^2\}_{t \leq w \leq T}\right)$$

then, setting  $v_i = s_i/x_i$ ,  $E_{t,x,y,\beta_1,\beta_2}(\partial_{s_1,s_2}^2 f(S_T) S_T^1 S_T^2 X)$  is equal to

$$\begin{aligned} & E_{t,x,y}(\partial_{s_1,s_2}^2 f(S_T) \Phi_{\beta^1, \beta^2}(S_T^1, S_T^2) | \{\beta_w^1, \beta_w^2\}_{t \leq w \leq T}) \\ &= \frac{1}{x_1 x_2} \int_{\mathbb{R}_+^2} \partial_{v_1, v_2}^2 f(x_1 v_1, x_2 v_2) \Phi_{\beta^1, \beta^2}(x_1 v_1, x_2 v_2) g(v_1, v_2) dv_1 dv_2 \\ &\stackrel{(*)}{=} -\frac{a_2}{x_1} \int_{\mathbb{R}_+^2} \mathbf{1}_{a_1 x_1 v_1 + a_2 x_2 v_2 \geq K} \partial_{v_1} [\Phi_{\beta^1, \beta^2}(x_1 v_1, x_2 v_2) g(v_1, v_2)] dv_1 dv_2 \\ &\stackrel{(**)}{=} -\frac{a_1}{x_2} \int_{\mathbb{R}_+^2} \mathbf{1}_{a_1 x_1 v_1 + a_2 x_2 v_2 \geq K} \partial_{v_2} [\Phi_{\beta^1, \beta^2}(x_1 v_1, x_2 v_2) g(v_1, v_2)] dv_2 dv_1. \end{aligned}$$

If  $a_1 > 0$ , equality  $(*)$  provides

$$\begin{aligned} & E_{t,x,y,\beta_1,\beta_2}(\partial_{s_1,s_2}^2 f(S_T) \Phi_{\beta^1, \beta^2}(S_T^1, S_T^2)) \\ &= \frac{a_2}{x_1} \int_{\mathbb{R}_+} \Phi_{\beta^1, \beta^2}\left(\frac{K - a_2 x_2 v_2}{a_1}, x_2 v_2\right) g\left(\frac{K - a_2 x_2 v_2}{a_1 x_1}, v_2\right) dv_2. \end{aligned}$$

Denoting  $\bar{g}(v_2) = \int_{\mathbb{R}_+} g(v_1, v_2) dv_1$ , we obtain

$$\begin{aligned}
& E_{t,x,y,\beta_1,\beta_2} (\partial_{s_1,s_2}^2 f(S_T) \Phi_{\beta^1,\beta^2}(S_T^1, S_T^2)) \\
&= \frac{a_2}{x_1} \int_{\mathbb{R}_+} \Phi_{\beta^1,\beta^2} \left( \frac{K - a_2 x_2 v_2}{a_1}, x_2 v_2 \right) g \left( \frac{K - a_2 x_2 v_2}{a_1 x_1}, v_2 \right) \frac{\bar{g}(v_2)}{\bar{g}(v_2)} dv_2 \\
&= E_{t,x,y,\beta_1,\beta_2} \left( E_{t,x,y,\beta_1,\beta_2} \left[ \frac{a_2}{x_1} \Phi_{\beta^1,\beta^2} \left( \frac{K - a_2 S_T^2}{a_1}, S_T^2 \right) g_1 \left( \frac{K - a_2 S_T^2}{a_1 x_1} \middle| \frac{S_T^2}{x_2} \right) \middle| S_T^2 \right] \right) \\
&= E_{t,x,y,\beta_1,\beta_2} \left( \frac{a_2}{x_1} S_T^2 \left( \frac{K - a_2 S_T^2}{a_1} \right) g_1 \left( \frac{K - a_2 S_T^2}{a_1 x_1} \middle| \frac{S_T^2}{x_2} \right) h \left( \frac{K - a_2 S_T^2}{a_1}, S_T^2 \right) \right).
\end{aligned}$$

If  $a_1 < 0$ , equality (\*) provides

$$\begin{aligned}
& E_{t,x,y,\beta_1,\beta_2} (\partial_{s_1,s_2}^2 f(S_T) \Phi_{\beta^1,\beta^2}(S_T^1, S_T^2)) \\
&= -\frac{a_2}{x_1} \int_{\mathbb{R}_+} \Phi_{\beta^1,\beta^2} \left( \frac{K - a_2 x_2 v_2}{a_1}, x_2 v_2 \right) g \left( \frac{K - a_2 x_2 v_2}{a_1 x_1}, v_2 \right) dv_2 \\
&= -\frac{a_2}{x_1} \int_{\mathbb{R}_+} \Phi_{\beta^1,\beta^2} \left( \frac{K - a_2 x_2 v_2}{a_1}, x_2 v_2 \right) g \left( \frac{K - a_2 x_2 v_2}{a_1 x_1}, v_2 \right) \frac{\bar{g}(v_2)}{\bar{g}(v_2)} dv_2 \\
&= -E_{t,x,y,\beta_1,\beta_2} \left( E_{t,x,y,\beta_1,\beta_2} \left[ \frac{a_2}{x_1} \Phi_{\beta^1,\beta^2} \left( \frac{K - a_2 S_T^2}{a_1}, S_T^2 \right) g_1 \left( \frac{K - a_2 S_T^2}{a_1 x_1} \middle| \frac{S_T^2}{x_2} \right) \middle| S_T^2 \right] \right) \\
&= -E_{t,x,y,\beta_1,\beta_2} \left( \frac{a_2}{x_1} S_T^2 \left( \frac{K - a_2 S_T^2}{a_1} \right) g_1 \left( \frac{K - a_2 S_T^2}{a_1 x_1} \middle| \frac{S_T^2}{x_2} \right) h \left( \frac{K - a_2 S_T^2}{a_1}, S_T^2 \right) \right).
\end{aligned}$$

The expression (51) comes from a combination of this result with the one obtained when  $a_1 > 0$ .

In the same fashion, using equality (\*\*) and (54), we obtain (52). ■

## References

- [1] N. El Karoui, M. Jeanblanc, and S. E. Shreve. Robustness of the Black & Scholes formula. *Mathematical Finance*, 8(2):93–126, 1998.
- [2] G. Dimitroff, S. Lorenz, and A. Szimayer. A parsimonious multi-asset Heston model: Calibration and derivatives pricing. *Working Paper*, September 2009.
- [3] L. Vostrikova. On regularity properties of Bessel flow. *Stochastics*, 81(5):431–453, 2009.
- [4] D. Lamberton and B. Lapeyre. *Introduction to Stochastic Calculus Applied to Finance*. Chapman & Hall/CRC Financial Mathematics Series, 2007.
- [5] H. Kunita. *Stochastic flows and stochastic differential equations*, volume 24. CAMBRIDGE UNIVERSITY PRESS, 1990.

- [6] D. Dufresne. The integrated square-root process. *Research paper number 90, Center for Actuarial Studies, University of Melbourne*, Novembre 2001.
- [7] M. Keller. Moment explosions and long-term behavior of affine stochastic volatility models. *Mathematical Finance*, 21(1):73–98, 2011.
- [8] S. Del Bano Rollin, A. Ferreira-Castilla, and F. Utzet. A new look at the Heston characteristic function. <http://arxiv.org/abs/0902.2154>, 21, 2009.
- [9] J. Gatheral. *The Volatility Surface*. John Wiley & Sons, Inc., 2006.
- [10] A. Alfonsi. High order discretization schemes for the CIR process: Application to affine term structure and heston models. *Mathematics of Computation*, 79:209–237, 2010.
- [11] P. Glasserman. *Monte Carlo Methods in Financial Engineering*. Applications of Mathematics. Springer, 2003.