



**HAL**  
open science

## Experimental generation of optical flaticon pulses

Bastien Varlot, Stefan Wabnitz, Julien Fatome, Guy Millot, Christophe Finot

► **To cite this version:**

Bastien Varlot, Stefan Wabnitz, Julien Fatome, Guy Millot, Christophe Finot. Experimental generation of optical flaticon pulses. *Optics Letters*, 2013, 38 (19), pp.3899-3902. 10.1364/OL.38.003899. hal-00855716

**HAL Id: hal-00855716**

**<https://hal.science/hal-00855716>**

Submitted on 29 Aug 2013

**HAL** is a multi-disciplinary open access archive for the deposit and dissemination of scientific research documents, whether they are published or not. The documents may come from teaching and research institutions in France or abroad, or from public or private research centers.

L'archive ouverte pluridisciplinaire **HAL**, est destinée au dépôt et à la diffusion de documents scientifiques de niveau recherche, publiés ou non, émanant des établissements d'enseignement et de recherche français ou étrangers, des laboratoires publics ou privés.

# Experimental generation of optical flaticon pulses

Bastien Varlot,<sup>1</sup> Stefan Wabnitz,<sup>2</sup> Julien Fatome,<sup>1</sup> Guy Millot,<sup>1</sup> and Christophe Finot<sup>1,\*</sup>

<sup>1</sup>Laboratoire Interdisciplinaire Carnot de Bourgogne (ICB), UMR 6303 CNRS/Université de Bourgogne, Dijon, France

<sup>2</sup>Department of Information Engineering, Università di Brescia, Brescia, Italy

\*Corresponding author: [christophe.finot@u-bourgogne.fr](mailto:christophe.finot@u-bourgogne.fr)

Received Month X, XXXX; revised Month X, XXXX; accepted Month X, XXXX;  
posted Month X, XXXX (Doc. ID XXXXX); published Month X, XXXX

We experimentally investigate the nonlinear reshaping of a continuous wave which leads to chirp-free and flat-top intense pulses or flaticons exhibiting strong temporal oscillations at their edges and a stable self-similar expansion upon propagation of their central region. This study was performed in the normal dispersion regime of a non-zero dispersion-shifted fiber and involved a sinusoidal phase modulation of the continuous wave. Our fiber optics experiment is analogous to considering the collision between oppositely directed currents near the beach, and it may open the way to new investigations in the field of hydrodynamics.

OCIS Codes: (060.4370) Nonlinear optics, fibers; (190.4380) Nonlinear optics, four-wave mixing;  
<http://dx.doi.org/10.1364/OL.99.099999>

Since the birth of nonlinear optics, there has frequently been a cross-fertilization with hydrodynamics in the study of nonlinear wave propagation phenomena. Breakers on a sloping beach and river bores [1, 2] are analogous to optical wave breaking and shocks which appear in the normal group velocity dispersion (GVD) regime of optical fibers [3]. Self-filamentation of light beams [4] has the same origin as wave train disintegration in deep water [5]. The classical dam break problem [6] also describes the distortion of non-return-to-zero optical pulses in long distance fiber optics communications [7]. Dark soliton pulses have been observed in optical fibers since a long time [8], and just recently in surface water waves as well [9]. Extreme water waves, often known as freak or rogue waves, have been known for quite some time in oceanography [10]. Yet, the first experiments demonstrating the generation of a prototype rogue wave, known as the Peregrine soliton [11], have been performed using standard telecommunications nonlinear optical fibers and components [12]. Extreme waves are also well known to occur in shallow waters, e.g., the run-up of a tsunami towards the coast [13]. Once again, similar phenomena have been recently predicted to occur in nonlinear optical fibers with normal GVD [14, 15].

In shallow water, the crossing of currents that propagate with opposite directions may lead to the formation of high-elevation and steep humps of water (or sneaker waves) that could result in severe coastal damages. The analogous effect may occur in optical fibers: in Refs. [14, 16] it was numerically and analytically shown that a continuous-wave (CW) light beam subject to an initial step-wise periodic frequency modulation evolves, upon propagation in a fiber with normal GVD, towards a train of intense, stable and chirp-free optical pulses. In this case, the physical mechanism leading to pulse formation is the collision among the slower, positively chirped leading wavefront with the faster, negatively chirped trailing wavefront. Given the high degree of

flatness of these nonlinear structures, we name them flaticons. Quite remarkably and as predicted in [16], flaticons experience a stable self-similar evolution, undergoing a linear expansion of their temporal width while maintaining their peak-power constant.

In the present contribution we describe the experimental generation of optical flaticons in optical fibers at telecommunication wavelengths, by exploiting the nonlinear and dispersive reshaping of an intense CW in the presence of a suitable input sinusoidal phase modulation [14]. The article is therefore organized as follows. We first recall the theoretical background of flaticon pulse generation. We then describe the details of the experimental setup that we implemented in order to first imprint the required sinusoidal phase modulation on the initial CW, and then to observe the subsequent nonlinear reshaping upon propagation into a normally dispersive optical fiber. Finally, we discuss the influence of both the input CW power and the initial phase modulation amplitude (or chirp), and confirm the chirp-free nature of the central part of the flaticon.

Propagation of light in optical fibers is described by the NLSE

$$i \frac{\partial \psi}{\partial z} - \frac{\beta_2}{2} \frac{\partial^2 \psi}{\partial t^2} + \gamma |\psi|^2 \psi + i \frac{\alpha}{2} \psi = 0 \quad (1)$$

where  $z$  and  $t$  denote the propagation distance and the retarded time (in the frame travelling at the group-velocity) coordinates;  $\beta_2$  and  $\gamma$  are the second-order GVD and the nonlinear Kerr coefficient of the fiber, respectively, and  $\psi(t, z)$  is the complex field envelope. Fiber losses  $\alpha$  have been included in order to get a better agreement with the experiments, however their low level has no qualitative influence on the nonlinear dynamics under investigation. Ref. [14] analyzed the progressive

reshaping in a fiber with normal GVD of a CW of power  $P$  with a negative input frequency jump. In this case it has been shown that, whenever the dispersion length is large with respect to the nonlinear length (i.e., in the semiclassical limit of the NLSE), optical pulse dynamics can be described in terms of the nonlinear shallow water equation. In hydrodynamics, this equation is well known to describe water wave propagation in rivers or near the coastline: in that context, the optical intensity and instantaneous frequency translate into the water depth and its velocity. In such a framework, the previously described initial value problem has an analytical solution: it corresponds to the generation of a so-called flaticon pulse, which may stably propagate whenever the negative frequency jump remains below a critical value  $f_c$ , that reads in dimensional units as:  $f_c = \sqrt{\gamma P / \beta_2} / \pi$  [14]. The case of an initial sinusoidal phase modulation  $\varphi(t) = \varphi_M \sin(\omega_0 t)$ , with  $\varphi_M$  and  $\omega_0$  being the amplitude and the frequency of the modulation, respectively, has also been discussed in [14]. In this case it has been pointed out that, as long as the total frequency jump  $f_s = 2 \varphi_M \omega_0$  does not exceed  $2.4 f_c$ , a flaticon-like structure should also appear.

The experimental setup for demonstrating flaticon generation is depicted in Fig. 1(a), and it relies exclusively on commercially available components ready for telecommunication use. The setup can be divided into two parts.

The first part is aimed to imprint on a CW signal the required phase modulation. In order to obtain a modulation amplitude well above the  $\pi$  radian value which is routinely provided by phase modulators for telecommunication applications, we took advantage of the phenomenon of cross-phase modulation (XPM) imposed by an intensity modulated pump wave upon a CW seed in a 1-km long highly nonlinear optical fiber (HNLF) with low normal dispersion. The pump wave at 1550 nm is thus modulated by an intensity modulator driven by a sinusoidal electrical clock running at 12.5 GHz. Care has been devoted to make sure that the modulator is operated in the linear part of its transfer function, in order to maintain a purely sinusoidal modulation. The pump is also phase modulated at a low frequency (typically 100 MHz) in order to avoid any detrimental Brillouin backscattering during propagation. We have checked that such additional phase modulation of the pump has no influence on the phase modulated CW signal which is generated by the XPM process. Note that a second intensity modulator driven by a deterministic non-return to zero sequence of 10 successive ones followed by 22 zeros enables to achieve, for a given average power, a more than three-fold increase of the peak power. In order to compensate for the optical losses of the different modulators, an erbium doped fiber preamplifier is inserted, followed by an adequate programmable optical bandpass filter (OBPF) that limits the building up of amplified spontaneous emission. A high power EDFA (HP EDFA) is then used to obtain the desired power level at the HNLF input.

In order to achieve a maximum XPM efficiency, the pump wave and the initial CW seed that is frequency shifted by 1 THz (wavelength of 1558 nm) relative to the pump wavelength co-propagate in polarization maintaining components up to the HNLF. At the output of the HNLF, the seed is spectrally isolated by an OBPF with a central frequency of 1558 nm and a spectral width of 400 GHz. An example of the experimentally generated spectrum broadened by XPM is provided in Fig. 1(b), where it can be compared with the theoretical spectrum of a CW that is sinusoidally phase modulated with an amplitude of 7.3 rad. We have checked using high speed photodiodes and a sampling oscilloscope that no significant phase/amplitude coupling affects the continuous seed. The excellent agreement between the experimental and the theoretical spectra validates the efficient transfer of the intensity modulation of the pump wave into a quasi-sinusoidal phase modulation of the CW seed at a frequency of 12.5 GHz. Figure 1(c) shows that a phase modulation as high as 12 rad can be obtained for an average pump power of 0.6 W. The linear fit of the dependence of the XPM-induced phase modulation

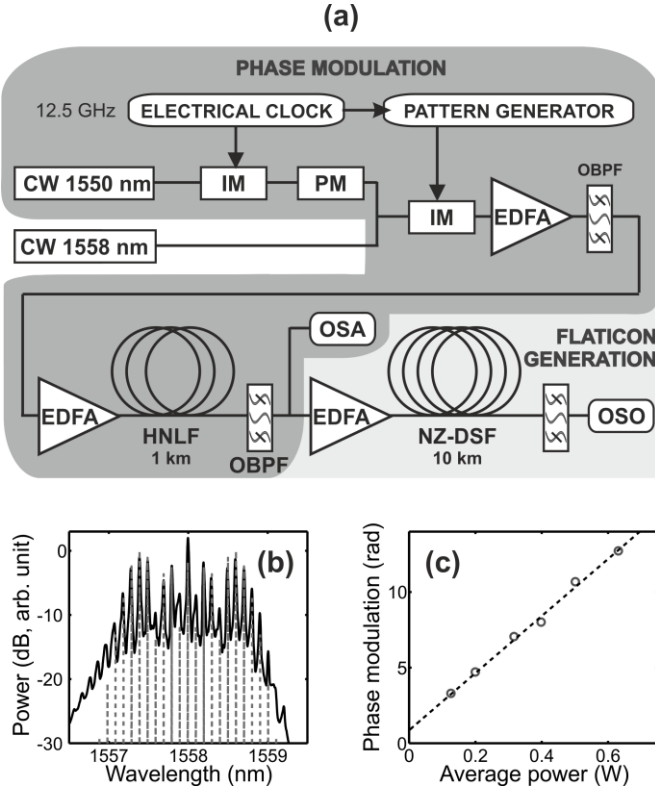


Fig. 1. (a) Experimental setup. (b) Optical spectrum of the continuous seed for an average pump power of 25 dBm. Experimental results (black solid line) are compared with analytical results of CW with a sinusoidal phase modulation of 7.3 rad (grey dashed line). (c) Experimental evolution of the amplitude of the phase modulation according to the pump power in the HNLF. Experimental results (circles) are compared with a linear fit (dashed grey line).

amplitude as a function of pump power is fully consistent with the well-known laws of cross phase modulation.

The second part of the experimental setup relies on a HP EDFA followed by a 10-km long non-zero dispersion shifted fiber (NZ-DSF) with a GVD of  $5 \text{ ps}^2/\text{km}$  at 1550 nm, a nonlinear coefficient of  $1.7 \text{ W}^{-1}\cdot\text{km}^{-1}$ , and a linear attenuation of  $0.2 \text{ dB/km}$ . At the output of the fiber, an optical sampling oscilloscope (OSO) with a picosecond time resolution was used to directly record the temporal intensity profile of the generated train of flaticon pulses.

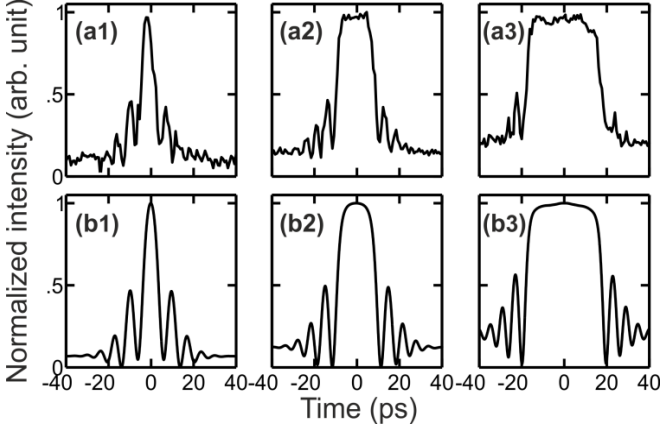


Fig. 2. Temporal intensity profiles at the output of the NZ-DSF obtained at a phase modulation of 6.75 rad and at three different input powers: 1) 19 dBm, 2) 24 dBm and 3) 28 dBm. Experimental results (subplots a) are compared with results of numerical integration of the NLSE (subplots b).

Results obtained for three input signal power levels injected into the NZ-DSF are plotted in Fig. 2, and are compared with the corresponding expected results obtained from the numerical integration of the NLSE. The experimental results are in pretty good agreement with the numerical predictions, and clearly exhibit several of the important features of optical flaticons. First, we may point out that pulses obtained at a sufficient power level clearly exhibit the remarkable flattened temporal intensity profile with strong time oscillating structures in the wings. The resulting nonlinear wave structure sits over a nonzero background: the peak power of the pulse is significantly higher than the background. The contrast of the experimental oscillations is however reduced when compared with the values expected from numerical simulations. We attribute this contrast reduction to the finite temporal resolution of the OSO as well as the influence of the residual noise induced by the three cascaded amplifiers in the setup. At low powers, the critical frequency  $f_c$  is reduced so that  $f_s$  exceeds  $f_c$ , and no stable flaticons can be generated.

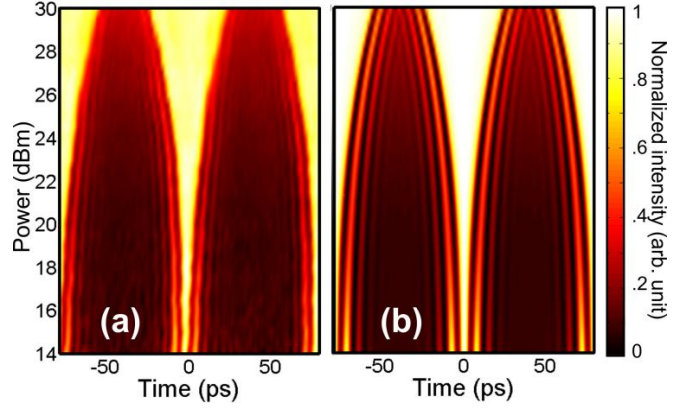


Fig. 3. Evolution of the temporal intensity profile as a function of the input average power injected into the NZ-DSF for a phase modulation of 6.75 rad. Experimental results (panel a) are compared with numerical simulations (panel b).

A more systematic study of the dependence of the output temporal intensity profile as a function of the input signal power injected into the NZ-DSF is presented in Fig. 3. To some extent, such study mimics the longitudinal evolution inside the fiber, and it substitutes the classical destructive cut-off method. The self-similar behavior of the central part of the flaticon is clearly observed in the experiments: once again the observations are in close agreement with the numerical simulations summarized in Fig. 3(b). By changing the pump power injected into the HNLF, we have also investigated the influence of the initial level of phase modulation amplitude for a fixed signal power launched into the NZ-DSF set to 250 mW. Different regimes can be observed, as outlined in Fig. 4. At low input phase modulation, the typical oscillations expected in the tails of the flaticon are not observed. For a phase modulation amplitude between 5 and 8 rad, clear signatures of flaticon pulses are revealed. For modulation amplitudes above 10 rad, the resulting frequency jump becomes too high, leading to an unstable pulse shape. This value can be linked to the threshold of  $2.4 f_c$  which is estimated to 8.9 rad in the absence of losses. All of these observations are fully consistent with the corresponding numerical simulations summarized on Fig. 4(b).

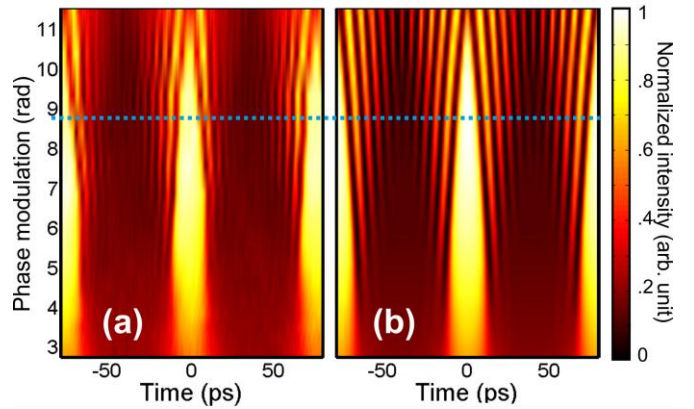


Fig. 4. Evolution of the temporal intensity profile as a function of the amplitude of the initial phase modulation. Experimental results (panel a) are compared with numerical simulations (panel b). The blue dotted line denotes the phase amplitude leading to the frequency jump of  $2.4 f_c$ .

Finally, we have filtered the resulting output train of flaticons using an optical bandpass filter characterized by a Gaussian shape centered at the wavelength of the CW and a spectral bandwidth of 0.6 nm. Results are plotted in Fig.5(a). As suggested in [14], this filtering removes the fast oscillations in the leading and trailing edges of the flaticons. However, as confirmed by the numerical simulations given in Fig. 5(b), a strong and long pedestal can be noticed between two successive filtered pulses. Consequently, the moderate resulting pulse train quality cannot compete at the present stage with other pulse train generation methods based on the nonlinear reshaping of an intensity modulated signal [17]. However, the interest of carrying out such a filtering is that it clearly demonstrates the chirp-free nature of the central part of the flaticon that remains quite unaffected by the filtering process. Such a feature also highlights the difference between a flaticon and a pulse which is obtained after propagation of a sinusoidally intensity modulated wave in a normally dispersive fiber, where the central part of the pulse structures becomes highly chirped [17].

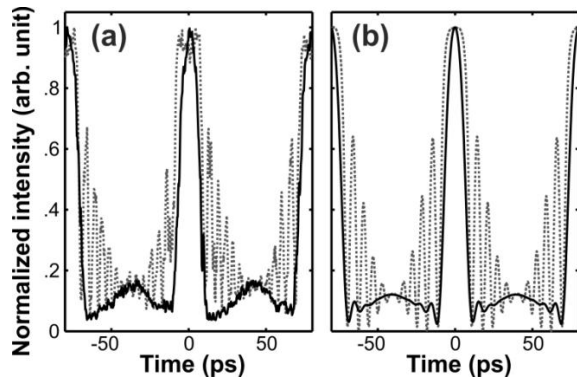


Fig. 5. Impact of a Gaussian OBPF of a flaticon pulse generated from an average signal power of 25 dBm and an initial phase amplitude of 8 rad. The filtered pulse (solid black line) is compared with the flaticon pulse (dotted grey line). Experimental results (panel a) are compared with numerical results (panel b).

To conclude, we have carried out the first experimental demonstration of the generation of flaticon pulses in a normally dispersive optical fiber. The nonlinear reshaping of an input phase modulated CW leads to the emergence of intense pulses with a flat top lying over a continuous background. The experimental results reveal strong oscillations in the edges of these pulses, as well as a self-similar evolution of the central part of the pulses. Our experiment confirms that an initial step-wise frequency modulation is not a mandatory requirement: flaticon pulses can also emerge from a sinusoidal phase modulation. The reported generation of optical flaticons represents the key building block that may further permit for the observation of optical shallow water rogue waves [14]. Finally we may expect that, similarly to the Peregrine solution, this research paves the way to new investigations in the field of hydrodynamics to help to understand the mechanism for the generation of sneaker waves.

We acknowledge the financial support of the Conseil Regional de Bourgogne (PARI Photcom), the iXCore Foundation and the funding of the Labex ACTION program (ANR-11-LABX-01-01) as well as the Agence Nationale de la Recherche (projects SO FAST and OPTIROC, ANR-11-EMMA-0005 and ANR-12-BS04-0011 respectively). The experimental work has benefited from the PICASSO Platform of the University of Burgundy. S.W acknowledges support by Fondazione Cariplo (grant No.2011-0395).

## References.

1. J. J. Stoker, *Comm. Pure Appl. Math.* **1**, 1-87 (1948).
2. G. B. Whitham, *Linear and Nonlinear Waves* (Wiley, New York, 1974).
3. J. E. Rothenberg and D. Grischkowsky, *Phys. Rev. Lett.* **62**, 531 (1989).
4. V. I. Bespalov and V. I. Talanov, *JETP Lett.* **3**, 307 (1966).
5. T. B. Benjamin and J. F. Feir, *J. Fluid Mech.* **27**, 417 (1967).
6. A. Ritter, *Z. Ver. Deutscher Ingen.* **36**, 947 (1982).
7. Y. Kodama and S. Wabnitz, *Opt. Lett.* **20**, 2291 (1995).
8. P. Emplit, J. P. Hamaide, F. Reynaud, C. Froehly, and A. Barthelemy, *Opt. Commun.* **62**, 374 (1987).
9. A. Chabchoub, O. Kimmoun, H. Branger, N. Hoffmann, D. Proment, M. Onorato, and N. Akhmediev, *Phys. Rev. Lett.* **110**, 124101 (2013).
10. A. Slunyaev, I. Didenkulova, and E. Pelinovsky, *Contemporary Physics* **52**, 571 (2011).
11. D. H. Peregrine, *J. Austral. Math. Soc. Ser. B* **25**, 16 (1983).
12. K. Hammani, B. Kibler, C. Finot, P. Morin, J. Fatome, J. M. Dudley, and G. Millot, *Opt. Lett.* **36**, 112 (2011).
13. I. Didenkulova and E. Pelinovsky, *Nonlinearity* **24**, R1-18 (2011).
14. S. Wabnitz, C. Finot, J. Fatome, and G. Millot, *Phys. Lett. A* **377**, 932 (2013).
15. S. Wabnitz, *J. Opt.* **15**, 064002 (2013).
16. G. Biondini and Y. Kodama, *J. Nonlinear Sci.* **16**, 435 (2006).
17. S. Pitois, C. Finot, J. Fatome, and G. Millot, *Opt. Commun.* **260**, 301 (2006).

Additional page :

**References with title.**

1. J. J. Stoker, "The formation of breakers and bores," *Comm. Pure Appl. Math.* **1**, 1-87 (1948).
2. G. B. Whitham, *Linear and Nonlinear Waves* (Wiley, New York, 1974).
3. J. E. Rothenberg and D. Grischkowsky, "Observation of the formation of an optical intensity shock and wave-breaking in the nonlinear propagation of pulses in optical fibers," *Phys. Rev. Lett.* **62**, 531-534 (1989).
4. V. I. Bespalov and V. I. Talanov, "Filamentary Structure of Light Beams in Nonlinear Media," *JETP Lett.* **3**, 307-310 (1966).
5. T. B. Benjamin and J. F. Feir, "The disintegration of wave trains on deep water," *J. Fluid Mech.* **27**, 417-430 (1967).
6. A. Ritter, "Die Fortpflanzung der Wasserwellen," *Z. Ver. Deutscher Ingen.* **36**, 947-954 (1982).
7. Y. Kodama and S. Wabnitz, "Analytical theory of guiding-center nonreturn-to-zero and return-to-zero signal transmission in normally dispersive nonlinear optical fibers," *Opt. Lett.* **20**, 2291-2293 (1995).
8. P. Emplit, J. P. Hamaide, F. Reynaud, C. Froehly, and A. Barthelemy, "Picosecond steps and dark pulses through nonlinear single mode fiber," *Opt. Commun.* **62**, 374-379 (1987).
9. A. Chabchoub, O. Kimmoun, H. Branger, N. Hoffmann, D. Proment, M. Onorato, and N. Akhmediev, "Experimental Observation of Dark Solitons on the Surface of Water," *Phys. Rev. Lett.* **110**, 124101 (2013).
10. A. Slunyaev, I. Didenkulova, and E. Pelinovsky, "Rogue waters," *Contemporary Physics* **52**, 571-590 (2011).
11. D. H. Peregrine, "Water waves, nonlinear Schrödinger equations and their solutions," *J. Austral. Math. Soc. Ser. B* **25**, 16-43 (1983).
12. K. Hammani, B. Kibler, C. Finot, P. Morin, J. Fatome, J. M. Dudley, and G. Millot, "Peregrine soliton generation and breakup in standard telecommunications fiber," *Opt. Lett.* **36**, 112-114 (2011).
13. I. Didenkulova and E. Pelinovsky, "Rogue waves in nonlinear hyperbolic systems (shallow-water framework)," *Nonlinearity* **24**, R1-18 (2011).
14. S. Wabnitz, C. Finot, J. Fatome, and G. Millot, "Shallow water rogue wavetrains in nonlinear optical fibers," *Phys. Lett. A* **377**, 932-939 (2013).
15. S. Wabnitz, "Optical tsunamis: shoaling of shallow water rogue waves in nonlinear fibers with normal dispersion," *J. Opt.* **15**, 064002 (2013).
16. G. Biondini and Y. Kodama, "On the Whitham equations for the defocusing nonlinear Schrödinger equation with step initial data," *J. Nonlinear Sci.* **16**, 435-481 (2006).
17. S. Pitois, C. Finot, J. Fatome, and G. Millot, "Generation of 20-GHz picosecond pulse trains in the normal and anomalous dispersion regimes of optical fibers," *Opt. Commun.* **260**, 301-306 (2006).