



# Risk premia in general equilibrium

Olaf Posch

## ► To cite this version:

Olaf Posch. Risk premia in general equilibrium. Journal of Economic Dynamics and Control, 2011, 35 (9), pp.1557. 10.1016/j.jedc.2010.12.017 . hal-00851860

**HAL Id: hal-00851860**

**<https://hal.science/hal-00851860>**

Submitted on 19 Aug 2013

**HAL** is a multi-disciplinary open access archive for the deposit and dissemination of scientific research documents, whether they are published or not. The documents may come from teaching and research institutions in France or abroad, or from public or private research centers.

L'archive ouverte pluridisciplinaire **HAL**, est destinée au dépôt et à la diffusion de documents scientifiques de niveau recherche, publiés ou non, émanant des établissements d'enseignement et de recherche français ou étrangers, des laboratoires publics ou privés.

Risk premia in general equilibrium

Olaf Posch

PII: S0165-1889(11)00091-1  
DOI: doi:10.1016/j.jedc.2010.12.017  
Reference: DYNCON 2576

To appear in: *Journal of Economic Dynamics  
& Control*

Received date: 14 July 2010  
Accepted date: 29 December 2010

Cite this article as: Olaf Posch, Risk premia in general equilibrium, *Journal of Economic Dynamics & Control*, doi:10.1016/j.jedc.2010.12.017

This is a PDF file of an unedited manuscript that has been accepted for publication. As a service to our customers we are providing this early version of the manuscript. The manuscript will undergo copyediting, typesetting, and review of the resulting galley proof before it is published in its final citable form. Please note that during the production process errors may be discovered which could affect the content, and all legal disclaimers that apply to the journal pertain.



[www.elsevier.com/locate/jedc](http://www.elsevier.com/locate/jedc)

# Risk premia in general equilibrium

Olaf Posch<sup>1</sup>

Aarhus University and CREATES

---

## Abstract

This paper shows that non-linearities from a neoclassical production function alone can generate time-varying, asymmetric risk premia and predictability over the business cycle. These empirical key features become relevant when we allow for non-normalities in the form of rare disasters. We employ analytical solutions of dynamic stochastic general equilibrium models, including a novel solution with endogenous labor supply, to obtain closed-form expressions for the risk premium in production economies. In contrast to an endowment economy with constant investment opportunities, the curvature of the consumption function affects the risk premium in production economies through controlling the individual's effective risk aversion.

JEL classification: E21, G12

Keywords: Risk premium, continuous-time DSGE, effective risk aversion

---

## 1. Introduction

“... the challenge now is to understand the economic forces that determine the stochastic discount factor, or put another way, the rewards that investors demand for bearing particular risks.” (Campbell, 2000, p.1516)

In general equilibrium models, the ‘stochastic discount factor’, i.e., the stochastic process used to discount returns of any security, is not only determined by the consumption-based first-order condition, but also linked to business cycle characteristics. In macroeconomics, dynamic stochastic general equilibrium (DSGE) models have been successful in explaining co-movements in aggregate data, but relatively less progress has been made to reconcile their

---

<sup>1</sup>Olaf Posch (Phone: +45 8942 1938, Email address: [oposch@econ.au.dk](mailto:oposch@econ.au.dk), Address: Aarhus University, School of Economics and Management, Building 1322, Bartholins Allé 10, 8000 Århus C)

asset market implications with financial data (Grinols and Turnovsky, 1993, Jermann, 1998, 2010, Tallarini, 2000, Lettau and Uhlig, 2000, Boldrin, Christiano, and Fisher, 2001, Lettau, 2003, Campanale, Castro, and Clementi, 2010)<sup>2</sup>. One main advantage of using general equilibrium models to explain asset market phenomena is that the asset-pricing kernel is consistent with the macro dynamics.

However, surprisingly little is known about the risk premium in non-linear DSGE models, i.e., the minimum difference an individual requires to accept an uncertain rate of return, between its expected value and the certainty equivalent rate of return on saving he or she is indifferent to.<sup>3</sup> At least two primary questions present themselves. Which economic forces determine the risk premium in general equilibrium? What are the implications of using production based models compared to the endowment economy? This paper fills the gap by studying asset pricing implications of the prototype production economy analytically. Why is this important? We argue that a clear understanding of the risk premium can best be achieved by working out analytical solutions. These solutions are shown to be important knife-edge cases which can therefore be used to shed light on our numerical results.

In a nutshell, this paper shows that a neoclassical production function alone generates key features of the risk premium. The economic intuition is that the individual's risk aversion, excluding singular cases, is not constant in a neoclassical production economy.

We use analytical solutions of DSGE models. For this purpose we readopt formulating models in continuous time (as in Merton, 1975, Eaton, 1981, Cox, Ingersoll, and Ross, 1985), which gives closed-form solutions for a broad class of models and parameter sets.<sup>4</sup> Recent research emphasizes the importance of non-normalities and non-linearities in explaining business cycle dynamics for the US economy (Fernández-Villaverde and Rubio-Ramírez, 2007, Justiniano and Primiceri, 2008, Posch, 2009). Therefore, our starting point is Lucas' fruit-tree endowment economy with non-normalities in the form of rare disasters. We obtain

---

<sup>2</sup>There is an increasing interest in macro-finance DSGE models (cf. Kaltenbrunner and Lochstoer, 2006, Gourio, 2010). A survey on the intersection of macro and finance is provided in Cochrane (2008, chap. 7).

<sup>3</sup>Grinols and Turnovsky (1993) and Turnovsky and Bianconi (2005) study asset pricing implications of aggregate risk and/or idiosyncratic shocks in stochastic endogenous growth models with a quasi-linear production technology. Our formulation focuses on non-linear DSGE models with transitional dynamics.

<sup>4</sup>Analytical solutions to DSGE models are used in Turnovsky (1993, 2000), Corsetti (1997), Wälde (2005), Turnovsky and Smith (2006), and Posch (2009) (a detailed discussion can be found in Wälde, 2010).

closed-form expressions for the risk premium from the Euler equation and relate it to the market premium over a riskless rate of return. Subsequently the framework is extended to a non-linear production economy with endogenous consumption choice and labor supply. Our approach still gives closed-form expressions under parametric restrictions.

The major findings can be summarized as follows. While the endowment economy implies a constant risk premium, non-linearities in production economies can generate time-varying, asymmetric risk premia and predictability over the business cycle.<sup>5</sup> Although these empirical key features of the risk premium are negligible in the standard real business cycle (RBC) model, we show that they become relevant when we allow for non-normalities in the form of rare disasters (Rietz, 1988, Barro, 2006, 2009). Our results are based on the finding that the ‘effective risk aversion’ is not constant for non-homogeneous consumption functions, as it refers to the risk aversion of the value function (cf. Carroll and Kimball, 1996).<sup>6</sup> Even for constant relative risk aversion (CRRA) of the direct utility function, the individual’s effective risk aversion is not necessarily constant since it refers to gambles with respect to wealth. As we show in Section 3.2, non-homogeneous consumption functions are typically found in production economies.<sup>7</sup>

One caveat of many discrete-time models is the difficulty to obtain analytical solutions. To some extent, it is due to the difficulty of solving these models that endowment economies, in contrast to the typically non-linear production economies used in macroeconomics, are popular for asset pricing in finance. In particular by focusing on the effects of uncertainty, the traditional approach of linearization about the non-stochastic steady state does not provide an adequate framework. Alternatively, the literature suggests either risk-sensitive objectives (Hansen, Sargent, and Tallarini, 1999, Tallarini, 2000) or log-linearization methods (Campbell, 1994, Lettau, 2003). Similarly, numerical strategies employ perturbation and

---

<sup>5</sup>Both the time-varying feature and evidence that the risk premium increases more in ‘bad times’ than it decreases in ‘good times’ are found empirically (Lettau and Ludvigson, 2001, Mehra and Prescott, 2008).

<sup>6</sup>Any function  $f(x)$  that does not have the property that for any scalar  $b > 0$  there is a scalar  $k$  such that  $b^k f(x) = f(bx)$  is said to be non-homogeneous. A consumption function gives optimal consumption (the control variable) as a function of the state variables.

<sup>7</sup>Other contributions to Mehra and Prescott’s (1985) equity premium puzzle for endowment economies, e.g., Epstein and Zin (1989), Abel (1990, 1999), Constantinides (1990), Campbell and Cochrane (1999), Veronesi (2004), Bansal and Yaron (2004), generate time-varying risk aversion through different channels.

higher-order approximation schemes (Taylor and Uhlig, 1990, Schmitt-Grohé and Uribe, 2004, Fernández-Villaverde and Rubio-Ramírez, 2006). Although these numerical methods usually are highly accurate locally, the effects of large economic shocks, such as rare disasters on approximation errors, are largely unexplored.

Our formulation of DSGE models does not suffer from such limitations. First, we use closed-form solutions for reasonable parametric restrictions to study the determinants of the risk premium analytically. Second, we make use of powerful numerical methods to examine the properties of the risk premium for a broader parameter range without relying on local approximations (cf. Posch and Trimborn, 2010). We obtain optimal consumption, optimal hours and the risk premium as functions of financial wealth in the neoclassical production economy, while our closed-form solutions can be used to gauge and ensure the accuracy of the numerical method for large economic shocks. Thus we propose this formulation as a workable paradigm in the macro-finance literature.

This paper is closely related to Lettau (2003), who derives asset pricing implications in a real business cycle model using log-linear approximations. The present paper shows that the researcher overlooks potentially important properties of the risk premium implied by the neoclassical production economy when following this approach: a log-linear approximation of the consumption function, by construction, implies a constant risk premium. As we show in Section 3.2, this property is in fact obtained for knife-edge solutions only.

Our finding about the importance of the curvature of the consumption function for the risk premium in production economies relates to Jermann (2010), who studies the properties of the risk premium as implied by producers' first-order conditions. The author identifies the curvature of adjustment costs as a key determinant of the risk premium.

There is a literature documenting that the Barro-Rietz rare disaster hypothesis generates a sizable risk premium.<sup>8</sup> The most fundamental critique, however, is on the calibration of rare disasters. Although there is empirical evidence that economic disasters have been sufficiently frequent and large enough to make the hypothesis viable (cf. Barro, 2006), we emphasize that

---

<sup>8</sup>As a viable explanation for several macro-finance puzzles Gabaix (2008) and Wachter (2009) suggest variable intensity versions together with recursive preferences. This not only generates a time-varying risk premium but also increases the level of the premium. A critical view is found in Julliard and Gosh (2008).

our results do not crucially depend on the rare disaster hypothesis. However, the hypothesis is excellent at illustrating the implications of the neoclassical production function (which for small risk premia would be negligible) for two reasons. First, it substantially increases the level of the risk premium without losing analytical tractability. Second, it does not require other forms of non-linearities such as habit formation or recursive preferences which allows us to obtain very sharp results. Thus we do not contribute to the debate of why the historic equity premium seems too high given the low aggregate consumption volatility and our priors about risk aversion. In contrast, we confirm that the ability to buffer risk makes it even more challenging to generate sizable risk premia in production economies.

The remainder of the paper is organized as follows. Section 2 solves a version of Lucas' fruit-tree model with exogenous, stochastic production and shows how to obtain the risk premium from the Euler equation without explicitly studying asset prices. Section 3 studies the effects of non-linearities on the risk premium in Merton's neoclassical growth model (our main economic insights are developed in Section 3.2). Section 4 concludes.

## 2. An endowment economy

This section illustrates our general equilibrium approach of computing the risk premium in an endowment economy. Our objective is twofold. First, we show that the risk premium can be obtained from the Euler equation without studying asset pricing implications. Second, we clarify the link between the risk premium and the premium of a market portfolio over the riskless asset in the presence of default risk and relate our results to the literature.

### 2.1. Lucas' fruit-tree model with rare disasters

Consider a fruit-tree economy (one risky asset or equity), and a riskless asset with default risk (government bond) similar to Barro (2006). One mechanism for partial default is the depreciation of the real value of nominal debt through high inflation.

#### 2.1.1. Description of the economy

*Technology.* Consider an endowment economy (Lucas, 1978). Suppose production is entirely exogenous: no resources are utilized, and there is no possibility of affecting the output of any unit at any time,  $Y_t = A_t$  where  $A_t$  is the stochastic technology. Output is

perishable. The law of motion of  $A_t$  will be taken to follow a Markov process,

$$dA_t = \mu_A A_t dt + \sigma_A A_t dB_t + (e^{\nu_A} - 1) A_{t-} dN_t. \quad (1)$$

$B_t$  is a standard Brownian motion,  $N_t$  is a Poisson process at arrival rate  $\lambda$ , whereas  $\mu_A$  and  $\sigma_A$  determine the instantaneous mean and variance of percentage changes in output in times without jumps. The jump size is assumed to be a constant fraction,  $e^{\nu_A} - 1$ , of output an instant before the jump,  $A_{t-}$ , ensuring that  $A_t$  does not jump to a negative value.

In this economy the bonds with default risk are issued exogenously by the government. Suppose that the price of the government bill follows

$$dp_0(t) = p_0(t) r dt + p_0(t_-) D_t dN_t, \quad (2)$$

where  $D_t$  is a random variable denoting a random default risk in case of a disaster, and  $q$  is the probability of default. For illustration, we assume

$$D_t = \begin{cases} 0 & \text{with } 1 - q \\ e^\kappa - 1 & \text{with } q \end{cases}.$$

Ownership of fruit-trees is determined at each instant in a competitive stock market, and the production unit has one outstanding perfectly divisible equity share. A share entitles its owner to all of the unit's instantaneous output in  $t$ . Shares are traded only at a competitively determined price,  $p_t$ . Suppose that the price of the risky asset follows

$$dp_t = \mu p_t dt + \sigma p_t dB_t + p_{t-} J_t dN_t, \quad (3)$$

where  $J_t$  is a random variable denoting the jump risk. Because prices fully reflect all available information,  $r, \mu, \sigma$  and  $J_t$  will be determined later in general equilibrium.

*Preferences.* Consider an economy with a single consumer, interpreted as a representative “stand in” for a large number of identical consumers. The consumer maximizes expected life-time utility discounted at the subjective rate of time preference  $\rho > 0$ ,

$$E \int_0^\infty e^{-\rho t} u(C_t) dt, \quad u' > 0, \quad u'' < 0.$$

Assuming no dividend payments, defining  $W_t$  as real financial wealth, and letting  $w_t$  denote



the fraction of wealth held in the risky asset, the budget constraint reads (cf. appendix)

$$\begin{aligned} dW_t &= ((\mu - r)w_t W_t + rW_t - C_t) dt + w_t \sigma W_t dB_t + ((J_t - D_t)w_{t-} + D_t)W_{t-} dN_t \\ &= (\mu_M W_t - C_t) dt + \sigma_M W_t dB_t - \zeta_M(t) W_{t-} dN_t, \end{aligned} \quad (4)$$

in which we define

$$\mu_M \equiv (\mu - r)w_t + r, \quad \sigma_M \equiv w_t \sigma, \quad \zeta_M(t) \equiv (D_t - J_t)w_t - D_t.$$

$\zeta_M(t)$  is the exogenous stochastic jump-size. With probability  $q$  it takes the value  $\zeta_M$ , and with probability  $1 - q$  the jump size is  $\zeta_M^0$ . One can think of the original problem as having been reduced to a simple Ramsey problem of optimal consumption given that income is generated by the uncertain yield of a (composite) asset (cf. Merton, 1973).

*Equilibrium properties.* In this economy, it is easy to determine equilibrium quantities of consumption and asset holdings. The economy is closed and all output will be consumed,  $C_t = Y_t$ . Outstanding shares will be held by capital owners. Our objective is to relate exogenous productivity changes to endogenous movements in asset prices, in particular we set out to study the determinants of the risk premium.

### 2.1.2. The Bellman equation and first-order condition

This section uses Bellman's idea to solve the control problem for the representative consumer and obtains the first-order conditions. Define the *value function* as

$$V(W_0) \equiv \max_{\{C_t\}_{t=0}^{\infty}} E_0 \int_0^{\infty} e^{-\rho t} u(C_t) dt, \quad s.t. \quad (4), \quad W_0 > 0. \quad (5)$$

Choosing the control  $C_s \in \mathbb{R}_+$  at time  $s$ , the Bellman equation reads

$$\begin{aligned} \rho V(W_s) &= \max_{C_s} \left\{ u(C_s) + (\mu_M W_s - C_s) V_W + \frac{1}{2} \sigma_M^2 W_s^2 V_{WW} \right. \\ &\quad \left. + (V((1 - \zeta_M)W_s)q + V((1 - \zeta_M^0)W_s)(1 - q) - V(W_s))\lambda \right\}. \end{aligned} \quad (6)$$

Because it is a necessary condition, the *first-order condition* reads

$$V_W(W_s) = u'(C_s) \quad (7)$$

for any interior solution at any time  $s = t \in [0, \infty)$ .

### 2.1.3. The Euler equation and the implied risk premium

Using the first-order condition (7), the *Euler equation* is (cf. appendix)

$$\begin{aligned} du'(C_t) = & ((\rho - \mu_M + \lambda)u'(C_t) - \sigma_M^2 W_t u''(C_t) C_W - u'(C((1 - \zeta_M)W_t))(1 - \zeta_M)q\lambda \\ & - u'(C((1 - \zeta_M^0)W_t))(1 - \zeta_M^0)(1 - q)\lambda)dt \\ & + \pi u'(C_t)dB_t + (u'(C((1 - \zeta_M(t_-))W_{t-})) - u'(C(W_{t-})))dN_t, \end{aligned} \quad (8)$$

which implicitly gives the optimal consumption path, where  $\pi \equiv \sigma_M W_t u''(C_t) C_W / u'(C_t)$  defines the market price of diffusion risk. Moreover, we define  $C_W$  as the marginal propensity to consume out of wealth, i.e., the slope of the *consumption function*. Using the inverse function, we are able to determine the path for consumption ( $u'' \neq 0$ ).

To shed light on the effects of uncertainty, we follow a similar approach as in Steger (2005). First, we multiply the Euler equation (8) by  $1/u'(C_t)$ . Second, we apply the expectation operator and finally collect terms to obtain the following optimality condition,

$$\underbrace{\rho - \frac{1}{dt} E \left[ \frac{du'(C_t)}{u'(C_t)} \right]}_{\text{cost of forgone consumption}} = \underbrace{\mu_M - E \left[ -\frac{u''(C_t)}{u'(C_t)} C_W W_t \sigma_M^2 + \frac{u'(C((1 - \zeta_M(t))W_t))}{u'(C(W_t))} \zeta_M(t) \lambda \right]}_{\text{certainty equivalent rate of return}}.$$

In equilibrium, the *certainty equivalent rate of return*, i.e., the expected rate of return on saving in times without jumps,  $\mu_M$ , less the expected value of the *risk premium*,

$$RP_t \equiv -\frac{u''(C_t)}{u'(C_t)} C_W W_t \sigma_M^2 + E \left[ \frac{u'(C((1 - \zeta_M(t))W_t))}{u'(C(W_t))} \zeta_M(t) \lambda \right], \quad (9)$$

equals expected *cost of forgone consumption*, i.e., the subjective rate of time preference, and the expected rate of change of marginal utility. It denotes the percentage spread between the certainty equivalent rate of return (or shadow risk-free rate) and the expected rate of return of the market portfolio in times without jumps.

## 2.2. General equilibrium prices

This section shows that general equilibrium conditions pin down the prices in the economy. From the Euler equation (8), we obtain

$$\begin{aligned} dC_t = & \left( (\rho - \mu_M + \lambda)u'(C_t)/u''(C_t) - \sigma_M^2 W_t C_W - \frac{1}{2}\sigma_M^2 W_t^2 C_W^2 u'''(C_t)/u''(C_t) \right. \\ & \left. - E[u'(C((1 - \zeta_M(t))W_t))(1 - \zeta_M(t))] \lambda / u''(C_t) \right) dt \\ & + \sigma_M W_t C_W dB_t + (C((1 - \zeta_M(t))W_{t-}) - C(W_{t-}))dN_t, \end{aligned} \quad (10)$$

where we employed the inverse function  $g(u'(C_t)) \equiv C_t$  which has

$$g'(u'(C_t)) = 1/u''(C_t), \quad g''(u'(C_t)) = -u'''(C_t)/(u''(C_t))^3.$$

Economically, the assumption of concave utility,  $u' > 0$ ,  $u'' < 0$ , implies risk aversion, while convex marginal utility,  $u''' > 0$ , implies a positive precautionary savings motive. Accordingly,  $-u''/u'$  measures absolute risk aversion, whereas  $-u'''/u''$  measures the degree of absolute prudence, i.e., the intensity of the precautionary savings motive (Kimball, 1990).

Because output is perishable, using the market clearing condition  $Y_t = C_t = A_t$  gives

$$dC_t = \mu_A C_t dt + \sigma_A C_t dB_t + (e^{\nu_A} - 1)C_{t-}dN_t. \quad (11)$$

Thus, the general equilibrium approach pins down asset prices as follows. Defining optimal jump in consumption as  $\tilde{C}(W_t) \equiv C((1 - \zeta_M(t))W_t)/C(W_t)$ , market clearing requires the percentage jump in aggregate consumption to match the disaster size,  $e^{\nu_A} - 1 = \tilde{C}(W_t) - 1$ , which implies a constant jump term. For example, if consumption is linearly homogeneous in wealth (as shown for CRRA preferences below), the jump of the asset price satisfies<sup>9</sup>

$$C((1 - \zeta_M(t))W_{t-})/C(W_{t-}) = 1 - \zeta_M(t) \quad \Rightarrow \quad \zeta_M = \zeta_M^0 = 1 - e^{\nu_A}. \quad (12)$$

Similarly, the market clearing condition pins down

$$\mu_M - r = -\frac{u''(C_t)C_t^2}{u'(C_t)C_W W_t} \sigma_A^2 - \frac{u'(e^{\nu_A} C(W_t))}{u'(C(W_t))} ((1 - e^{\kappa})q + e^{\nu_A} - 1) \lambda, \quad \sigma_M = \frac{C_t}{C_W W_t} \sigma_A, \quad (13)$$

<sup>9</sup>Conditioning on no default,  $(\zeta_M(t)|D_t = 0) = \zeta_M^0$  gives  $e^{\nu_A} - 1 = -\zeta_M^0$ , whereas conditioning on default,  $(\zeta_M(t)|D_t = e^{\kappa} - 1) = \zeta_M$  demands  $e^{\nu_A} - 1 = -\zeta_M$ .

in which

$$r = \rho - \frac{u''(C_t)C_t}{u'(C_t)}\mu_A - \frac{1}{2}\frac{u'''(C_t)C_t^2}{u'(C_t)}\sigma_A^2 + \lambda - (1 - (1 - e^\kappa)q)\frac{u'(e^{\nu_A}C_t)}{u'(C_t)}\lambda. \quad (14)$$

As a result, the higher the subjective rate of time preference,  $\rho$ , the higher is the general equilibrium interest rate which induces individuals to defer consumption (cf. Breeden, 1986). For convex marginal utility (decreasing absolute risk aversion),  $u''' > 0$ , a lower conditional variance of dividend growth,  $\sigma_A^2$ , a higher conditional mean of dividend growth,  $\mu_A$ , and a higher default probability,  $q$ , decrease the bond price and increase the interest rate.

### 2.3. Components of the risk premium

Observe that the risk premium (9) in general equilibrium simplifies to

$$RP_t = \underbrace{-\frac{u''(C_t)}{u'(C_t)}C_W W_t \sigma_M^2}_{\text{diffusion risk}} + \underbrace{\frac{u'(e^{\nu_A}C(W_t))}{u'(C(W_t))}\zeta_M \lambda}_{\text{total jump risk}}, \quad (15)$$

whereas the market premium from (13), i.e., the premium of the expected rate of return on the market portfolio conditional on no disasters, in general equilibrium reads

$$\begin{aligned} \mu_M - r &= \underbrace{-\frac{u''(C_t)C_W W_t}{u'(C(W_t))}\sigma_M^2}_{\text{diffusion risk}} + \underbrace{(\zeta_M - (1 - e^\kappa)q)\frac{u'(e^{\nu_A}C(W_t))}{u'(C(W_t))}\lambda}_{\text{disaster risk}} \\ &= \underbrace{-\frac{u''(C_t)C_W W_t}{u'(C(W_t))}\sigma_M^2}_{\text{diffusion risk}} + \underbrace{\frac{u'(e^{\nu_A}C(W_s))}{u'(C(W_t))}\zeta_M \lambda}_{\text{total jump risk}} - \underbrace{(1 - e^\kappa)q\frac{u'(e^{\nu_A}C(W_t))}{u'(C(W_t))}\lambda}_{\text{default risk}}. \end{aligned} \quad (16)$$

Note that one would expect  $\nu_A < 0$  and  $\kappa < 0$  for a ‘disaster’ hypothesis.

In the presence of default risk, the market premium differs from the risk premium. The obvious reason is that we obtain the risk premium from the certainty equivalent rate of return. In contrast, the government bill has a risk of default which is not rewarded in the market premium, but it is reflected in the risk premium. If there was no default risk, the risk premium would have the usual interpretation of the market premium.

### 2.4. Analytical results

As shown in Merton (1971), the standard dynamic consumption and portfolio selection problem has explicit solutions where consumption is a linear function of wealth. For later reference, we provide the solution for constant relative risk aversion (CRRA).

**Proposition 2.1 (CRRA preferences).** *If utility exhibits constant relative risk aversion, i.e.,  $u(C_t) = C_t^{1-\theta}/(1-\theta)$ , optimal consumption is linear in wealth,  $C_t = C(W_t) = bW_t$ , where the marginal propensity to consume out of wealth is*

$$b \equiv (\rho + \lambda - (1-\theta)\mu_M - (1-\zeta_M)^{1-\theta}\lambda + (1-\theta)\theta\frac{1}{2}\sigma_M^2)/\theta.$$

*The effective risk aversion is constant,  $V_{WW}(W_t)W_t/V_W(W_t) = \theta$ .*

**Proof.** see Appendix A.1.3 ■

**Corollary 2.2.** *Use the consumption function,  $C_t = C(W_t) = bW_t$ , and (16) to obtain*

$$\mu_M - r = \theta\sigma_M^2 + e^{-\theta\nu_A}\zeta_M\lambda - e^{-\theta\nu_A}(1 - e^\kappa)q\lambda. \quad (17)$$

*Similarly, the general equilibrium conditions pin down the jump size in (12),  $\zeta_M = 1 - e^{\nu_A}$ , the variance in (13),  $\sigma_M = \sigma_A$ , and the face rate of the government bill in (14) as*

$$r = \rho + \theta\mu_A - \frac{1}{2}\theta(1+\theta)\sigma_A^2 + \lambda - (1 - (1 - e^\kappa)q)e^{-\theta\nu_A}\lambda.$$

**Corollary 2.3.** *Use the consumption function,  $C_t = C(W_t) = bW_t$ , and the risk premium in general equilibrium (15), to obtain*

$$RP = \underbrace{\theta\sigma_A^2}_{\text{diffusion risk}} + \underbrace{e^{-\theta\nu_A}(1 - e^{\nu_A})\lambda}_{\text{total jump risk}} = \mu_M - r + \underbrace{e^{-\theta\nu_A}(1 - e^\kappa)q\lambda}_{\text{default risk}}. \quad (18)$$

Hence, the risk premium indeed refers to the rewards that investors demand for bearing the systematic market risk over a riskless alternative (or the ‘shadow’ risk-free rate in cases such a riskless alternative does not exist). Two results are important. Our first result is that the risk premium can be obtained directly from the Euler equation in (9) without studying asset prices (as in Section 2.2). Second, the risk premium in (18) is constant and its determinants are (effective) risk aversion and consumption volatility.

Similar to Barro (2006), the premium for diffusion risk  $\theta\sigma_A^2$  increases by the total jump risk  $e^{-\theta\nu_A}(1 - e^{\nu_A})\lambda$ . The intuition of why rare events may solve the risk premium puzzle is

as follows. Even for logarithmic utility,  $\theta = 1$ , and for low-probability events,  $\lambda = 1\%$ , the premium for the jump risk in percentage points,  $e^{-\nu_A} - 1$ , can be very large. For the case of ‘disasters’ one would expect  $\nu_A$  to be negative. The more negative the parameter, the more severe is the disaster and  $\nu_A \rightarrow -\infty$  denotes complete destruction.

As we show below, the reason why the risk premium is constant is that the consumption function is homogeneous (of degree  $k = 1$ ), which implies that the effective risk aversion is constant. A time-varying disaster size and/or arrival rate (i.e., stochastic volatility) would imply both a time-varying and a larger risk premium (cf. Gabaix, 2008, Wachter, 2009).

### 3. A neoclassical production economy

This section illustrates that non-linearities in a neoclassical DSGE model imply interesting asset market implications. In particular they can generate a time-varying and asymmetric risk premium. We use a version of Merton’s (1975) asymptotic theory of growth under uncertainty and compare our results to the reference case of an endowment economy.

#### 3.1. A model of growth under uncertainty

This section assumes that there is no riskless asset. We use the certainty equivalent rate of return (or shadow risk-free rate) to obtain the risk premium from the Euler equation.

##### 3.1.1. Description of the economy

*Technology.* At any time, the economy has some amounts of capital, hours, and knowledge, and these are combined to produce output. The production function is a constant return to scale technology  $Y_t = A_t F(K_t, H_t)$ , where  $K_t$  is the aggregate capital stock,  $H_t$  is hours worked as a fraction of total hours, and  $A_t$  is the stock of knowledge or total factor productivity (TFP), which in turn is driven by a standard Brownian motion  $B_t$ ,

$$dA_t = \mu_A A_t dt + \sigma_A A_t dB_t. \quad (19)$$

In contrast to the endowment economy ownership of  $A_t$  is not determined in a competitive stock market. Each firm has free access to the stock of knowledge.

The physical capital stock increases if gross investment exceeds capital depreciation,

$$dK_t = (I_t - \delta K_t)dt + \sigma_K K_t dZ_t + (e^{\nu_K} - 1)K_t dN_t, \quad (20)$$

where  $Z_t$  is a standard Brownian motion (uncorrelated with  $B_t$ ), and  $N_t$  is a standard Poisson process with arrival rate  $\lambda$ . Unlike in Merton's (1975) model, the assumption of stochastic depreciation introduces instantaneous riskiness indeed making physical capital a risky asset. The fundamental difference to Lucas' endowment economy is that the outstanding equity shares follow a stochastic process, i.e., the number of trees is stochastic. An endowment economy would be obtained for  $F(K_t, H_t) \equiv 1$ .

*Preferences.* Consider an economy with a single consumer, interpreted as a representative "stand in" for a large number of identical consumers. The consumer seeks to maximize

$$E_0 \int_0^\infty e^{-\rho t} u(C_t, H_t) dt, \quad u_C > 0, \quad u_H \leq 0, \quad u_{CC} \leq 0, \quad u_{CC}u_{HH} - (u_{CH})^2 \geq 0, \quad (21)$$

subject to

$$dW_t = ((r_t - \delta)W_t + H_t w_t^H - C_t)dt + \sigma_K W_t dZ_t + (e^{\nu_K} - 1)W_{t-} dN_t. \quad (22)$$

$W_t \equiv K_t$  denotes individual wealth,  $r_t$  is the rental rate of capital, and  $H_t w_t^H$  is labor income. The paths of factor rewards are taken as given by the representative consumer. For later reference, we define the savings rate  $s(r_t, w_t^H, C_t, H_t, W_t) \equiv (1 - C_t)/(r_t W_t + H_t w_t^H)$ .

*Equilibrium properties.* In equilibrium, factors of production are rewarded with value marginal products,  $r_t = Y_K$  and  $w_t^H = Y_H$ . The goods market clearing condition demands

$$Y_t = C_t + I_t. \quad (23)$$

Solving the model requires the aggregate accumulation constraints (19) and (20), the goods market equilibrium (23), equilibrium factor rewards of competitive firms, and the first-order condition for consumption and hours. It gives a system of equations which, given initial conditions, determines the paths of  $K_t$ ,  $Y_t$ ,  $r_t$ ,  $w_t^H$ ,  $C_t$  and  $H_t$ , respectively.

### 3.1.2. The Bellman equation and first-order conditions

Define the value function as

$$V(W_0, A_0) = \max_{\{C_t, H_t\}_{t=0}^\infty} E_0 \int_0^\infty e^{-\rho t} u(C_t, H_t) dt \quad s.t. \quad (22), (19), \quad W_0, A_0 > 0, \quad (24)$$

denoting the present value of expected utility along the optimal program. As shown in the appendix, the *Bellman equation* for this problem reads

$$\begin{aligned} \rho V(W_s, A_s) = & \max_{C_s, H_s} \{u(C_s, H_s) + ((r_s - \delta)W_s + H_s w_s^H - C_s)V_W \\ & + \frac{1}{2} (V_{AA}\sigma_A^2 A_s^2 + V_{WW}\sigma_K^2 W_s^2) + V_A \mu_A A_s + [V(e^{\nu_K} W_s, A_s) - V(W_s, A_s)]\lambda\} \end{aligned}$$

for any  $s \in [0, \infty)$ . Hence, the *first-order conditions* for any interior solution are

$$u_C(C_t, H_t) = V_W(W_t, A_t), \quad (25)$$

$$-u_H(C_t, H_t) = w_t^H V_W(W_t, A_t), \quad (26)$$

for any  $t \in [0, \infty)$ , making optimal consumption and hours functions of the state variables  $C_t = C(W_t, A_t)$  and  $H_t = H(W_t, A_t)$ , respectively. Both intertemporal and intra-temporal first-order conditions (25) and (26) pin down the opportunity cost of leisure,

$$w_t^H = -\frac{u_H(C_t, H_t)}{u_C(C_t, H_t)}, \quad u_H \neq 0. \quad (27)$$

For utility functions with  $u_H = 0$ , the household optimally supplies total hours to production,  $H = 1$ . In this case the optimality condition reduces to (25). Allowing the labor-leisure choice to be endogenous, however, has potentially important asset pricing implications.<sup>10</sup>

### 3.1.3. The Euler equation and the implied risk premium

After some algebra the *Euler equation* for consumption is (cf. appendix)

$$\begin{aligned} du_C = & (\rho - (r_t - \delta) + \lambda)u_C dt - u_C(C(e^{\nu_K} W_t, A_t), H(e^{\nu_K} W_t, A_t))e^{\nu_K} \lambda dt \\ & - \sigma_K^2 (u_{CC}(C_t, H_t)C_W + u_{CH}(C_t, H_t)H_W) W_t dt \\ & + (C_A A_t \sigma_A dB_t + C_W W_t \sigma_K dZ_t)u_{CC} + (H_A A_t \sigma_A dB_t + H_W W_t \sigma_K dZ_t)u_{CH} \\ & + \left[ \frac{u_C(C(e^{\nu_K} W_{t-}, A_{t-}), H(e^{\nu_K} W_{t-}, A_{t-}))}{u_C(C(W_{t-}, A_{t-}), H(W_{t-}, A_{t-}))} - 1 \right] u_C(C_{t-}, H_{t-}) dN_t, \end{aligned} \quad (28)$$

<sup>10</sup>Bodie, Merton, and Samuelson (1992) show that the individual's human capital, which essentially is the same as a financial asset except that it is not traded, is valued by the individual as if it were a traded asset.



which implicitly determines the optimal consumption path. In order to shed some light on the effects of uncertainty in this economy, we rewrite the Euler equation and obtain

$$\rho - \frac{1}{dt} E \left[ \frac{du_C(C_t, H_t)}{u_C(C_t, H_t)} \right] = E(r_t - \delta) - E \left[ -\frac{u_{CC}(C_t, H_t)C_W + u_{CH}(C_t, H_t)H_W}{u_C(C_t, H_t)} W_t \sigma_K^2 \right] - E \left[ \frac{u_C(C(e^{\nu_K} W_t, A_t), H(e^{\nu_K} W_t, A_t))}{u_C(C(W_t, A_t), H(W_t, A_t))} (1 - e^{\nu_K}) \lambda \right].$$

Similar to the endowment economy, the left-hand side equals the cost of forgone consumption, which in equilibrium equals the certainty equivalent return on saving on the right-hand side, i.e., the expected net return on assets minus the *risk premium*,

$$RP_t \equiv -\frac{u_{CC}C_W + u_{CH}H_W}{u_C(C_t, H_t)} W_t \sigma_K^2 + \frac{u_C(C(e^{\nu_K} W_t, A_t), H(e^{\nu_K} W_t, A_t))}{u_C(C(W_t, A_t), H(W_t, A_t))} (1 - e^{\nu_K}) \lambda. \quad (29)$$

It is remarkable that the structure is equivalent to the endowment economy (15). The most obvious result is that the risk premium indeed refers to the rewards that investors demand for bearing the systematic risk, while it does not directly account for the risk of a stochastically changing total factor productivity (19).

### 3.2. Analytical results

In order to shed light on the properties of the risk premium (29) in DSGE models, this section makes specific assumptions about the functional forms for the production side and household's preferences. In what follows, we consider the class of utility functions which exhibits CRRA with respect to gambles in both consumption and leisure,

$$u(C_t, H_t) = \frac{(C_t(1 - H_t)^\psi)^{1-\theta}}{1-\theta}, \quad \theta > 0, \quad \psi \geq 0. \quad (30)$$

Similar to Turnovsky and Smith (2006), the parameter  $\psi$  measures the preference for leisure. To ensure concavity, we restrict  $\theta - (1 - \theta)\psi \geq 0$  which is the consumption-leisure-based measure of relative risk aversion (cf. Swanson, 2010). For the case of  $\psi = 0$ , the utility function (30) reduces to the standard CRRA utility framework.

As a result, the risk premium in the production economy in (29) reads

$$RP_t = \theta \frac{C_W(W_t, A_t)}{C(W_t, A_t)} W_t \sigma_K^2 - (1 - \theta) \frac{H_W(W_t, A_t)}{1 - H(W_t, A_t)} W_t \sigma_K^2 + \frac{C(e^{\nu_K} W_t, A_t)^{-\theta} (1 - H(e^{\nu_K} W_t, A_t))^{\psi(1-\theta)}}{C(W_t, A_t)^{-\theta} (1 - H(W_t, A_t))^{\psi(1-\theta)}} (1 - e^{\nu_K}) \lambda. \quad (31)$$

Below we show that both the consumption function  $C_t = C(A_t, W_t)$  and optimal hours  $H_t = H(A_t, W_t)$  as a function of the state variables are available in closed form for parametric restrictions. This in turn gives closed-form expressions for the risk premium in (31).

**Proposition 3.1 (linear-consumption-rule).** *Suppose the production function is of the type Cobb-Douglas,  $Y_t = A_t K_t^\alpha H_t^{1-\alpha}$  and there is no disutility from labor supply,  $\psi = 0$ . For the case where  $\alpha = \theta$ , optimal consumption is linear in wealth,*

$$C_t = C(W_t) = \phi W_t, \quad H = 1, \quad (32)$$

$$\text{where } \phi \equiv (\rho - (e^{(1-\theta)\nu_K} - 1)\lambda + (1 - \theta)\delta)/\theta + \frac{1}{2}(1 - \theta)\sigma_K^2.$$

The effective risk aversion is constant,  $V_{WW}(W_t)W_t/V_W(W_t) = \theta$ .

**Proof.** see Appendix A.2.2 ■

**Corollary 3.2.** *Using the consumption function and optimal hours in (32) and (31),*

$$RP = \theta\sigma_K^2 + e^{-\theta\nu_K}(1 - e^{\nu_K})\lambda. \quad (33)$$

**Proposition 3.3 (constant-saving-function).** *Suppose the production function is of the type Cobb-Douglas,  $Y_t = A_t K_t^\alpha H_t^{1-\alpha}$ . The knife-edge value*

$$\bar{\rho} \equiv (e^{\nu_K(1-\alpha\theta)} - 1)\lambda - (1 - \alpha\theta)\delta - \theta\mu_A + \frac{1}{2}(\theta(1 + \theta)\sigma_A^2 - \alpha\theta(1 - \alpha\theta)\sigma_K^2), \quad (34)$$

determines the shape of optimal hours as a function of the state variables. For the case where  $\rho = \bar{\rho}$ , optimal consumption is proportional to income, and optimal hours are constant,

$$C_t = \frac{\theta - 1}{\theta} A_t W_t^\alpha H^{1-\alpha}, \quad H = \frac{\theta(1 - \alpha)}{\theta(1 - \alpha) - \psi(1 - \theta)} \quad \theta > 1. \quad (35)$$

The effective risk aversion is constant,  $V_{WW}(W_t)W_t/V_W(W_t) = \alpha\theta$ .

**Proof.** see Appendix A.2.3 ■

**Corollary 3.4.** *Using the consumption function and optimal hours in (35) and (31),*

$$RP = \alpha\theta\sigma_K^2 + e^{-\alpha\theta\nu_K}(1 - e^{\nu_K})\lambda. \quad (36)$$

The closed-form expressions for the risk premium in (33) and (36) hold our main results.

### 3.2.1. Discussion of the analytical results

Our first result is that the risk premium in DSGE models depends on the curvature of the consumption function. To make our point more explicit, suppose that labor supply is constant (either for  $\psi = 0$  or as shown above  $\rho = \bar{\rho}$ ). In fact, any homogenous function, where  $C_W(W_t, A_t)W_t = kC(W_t, A_t)$  or equivalently  $C(cW_t, A_t) = c^k C(W_t, A_t)$  for  $c, k \in \mathbb{R}_+$ , implies a constant risk premium in (29). Technically, the consumption function needs to be homogenous of degree  $k$  in wealth. This leads us to our second result because we are now in a position to understand why the risk premium in DSGE models generally has a time-varying property. Because homogenous functions are obtained only for knife-edge restrictions, the risk premium generally will be dependent on wealth which in turn implies a time-varying behavior and predictability since wealth is changing stochastically. The bottom line is that the non-linearity of the production function generally implies non-homogeneous consumption functions and thus generates a time-varying risk premium.

Economically, the reason why the risk premium depends on the curvature of the consumption function (and can vary over time) is that the optimal response to disasters or shocks will depend on the level of wealth. An individual with high levels of financial wealth will adjust his or her optimal consumption differently than an individual with no financial wealth. Though the direct utility function has CRRA with respect to consumption, the indirect utility function (i.e., the value function) does *not* exhibit CRRA with respect to wealth except for the knife-edge cases above. This finding is closely related to the link between the marginal propensity to consume and the effective risk aversion of the value function: a higher marginal propensity to consume out of gross wealth (inclusive of labor income) raises the effective risk aversion by raising the consumption covariance from a given financial risk

(Carroll and Kimball, 1996, p.982).<sup>11</sup> In other words, if the marginal propensity to consume falls more quickly with wealth than it would for a constant savings rate, then the effective risk aversion of the value function will be lower at higher levels of wealth.

Given our discussion above, we are now in a position to understand why the technique of log-linearizing all relevant equations following Campbell (1994) implies a constant risk premium (cf. Lettau, 2003). In fact, this approach gives the endogenous variables (in logs) as a linear function of the state variables (in logs) which makes the consumption function homogeneous in the state variables. So what are we missing by using a log-linear solution? As discussed above, a homogeneous consumption function implies a constant risk premium. However, the risk premium implied by the exact solution, except in our knife-edge cases, exhibits time-varying and asymmetric behavior due to changes in effective risk aversion. Thus by using log-linear approximations the researcher overlooks potentially important properties of the risk premium implied by the neoclassical production economy.

Unfortunately, an analytical study of the risk premium without parametric restrictions is not possible. Though clearly being knife-edge cases, our explicit solutions are important in order to understand the determinants of the risk premium in DSGE models. Both analytical solutions imply that the consumption function is homogenous in wealth and optimal hours are constant, which in turn implies a constant risk premium (cf. Figure 1).<sup>12</sup> Below we study the implications of allowing the parameters to take different values.

### 3.3. Numerical results

This section uses numerical solutions in order to illustrate our third result on the asymmetry of the risk-premium over the business cycle for the case of a non-linear production function. For illustration, we consider the case where  $\sigma_K = \sigma_A = \mu_A = 0$  and the production is of the type Cobb-Douglas,  $Y_t = AK_t^\alpha H_t^{1-\alpha}$  with  $A = 1$ . The parametric assumptions do not affect our conclusions but substantially reduce the computational burden.

---

<sup>11</sup>Our consumption function refers to financial wealth (exclusive of labor income), while previous work refers to gross wealth or total wealth (i.e., financial and human wealth). Carroll and Kimball's result is based on a partial equilibrium model leaving the processes for labor income and capital returns exogenous.

<sup>12</sup>For  $\alpha = \theta$  and  $\psi = 0$ , the consumption function becomes a linear function in wealth, i.e., it is linearly homogeneous or homogeneous of degree one. In the case of  $\rho = \bar{\rho}$ , which is only possible for values  $\theta > 1$ , the consumption function becomes homogeneous of degree  $\alpha$ .

### 3.3.1. The risk premium with inelastic labor supply ( $\psi = 0$ )

Consider the case of inelastic labor supply by assuming  $u_H = 0$ , which eases interpretation and simplifies notation. We refer to the numerical results where  $u_H \neq 0$  in Section 3.3.3.

From the Euler equation (28), the reduced form representing the dynamics of the DSGE model can be summarized by a system of two stochastic differential equations (SDEs) as

$$\begin{aligned} dW_t &= ((r_t - \delta)W_t + w_t^H - C_t)dt - (1 - e^{\nu_K})W_{t-}dN_t, \\ dC_t &= -\frac{u_C(C_t)}{u_{CC}(C_t)}(r_t - \delta - \rho - \lambda)dt - \frac{u_C(C(e^{\nu_K}W_t))}{u_{CC}(C(W_t))}e^{\nu_K}\lambda dt + [C(e^{\nu_K}W_{t-}) - C(W_{t-})]dN_t, \end{aligned}$$

where  $r_t = Y_K$  and  $w_t^H = Y_H$ , augmented by boundary conditions for the beginning and the end of the time horizon. This problem can be solved using the Waveform relaxation algorithm proposed in Posch and Trimborn (2010).

For later reference, because  $u_H = 0$  (in particular  $\psi = 0$ ), we are studying the case of CRRA preferences with relative risk aversion  $\theta$ , and from (31) the risk premium reads

$$RP_t = \frac{C(e^{\nu_K}W_t)^{-\theta}}{C(W_t)^{-\theta}}(1 - e^{\nu_K})\lambda. \quad (37)$$

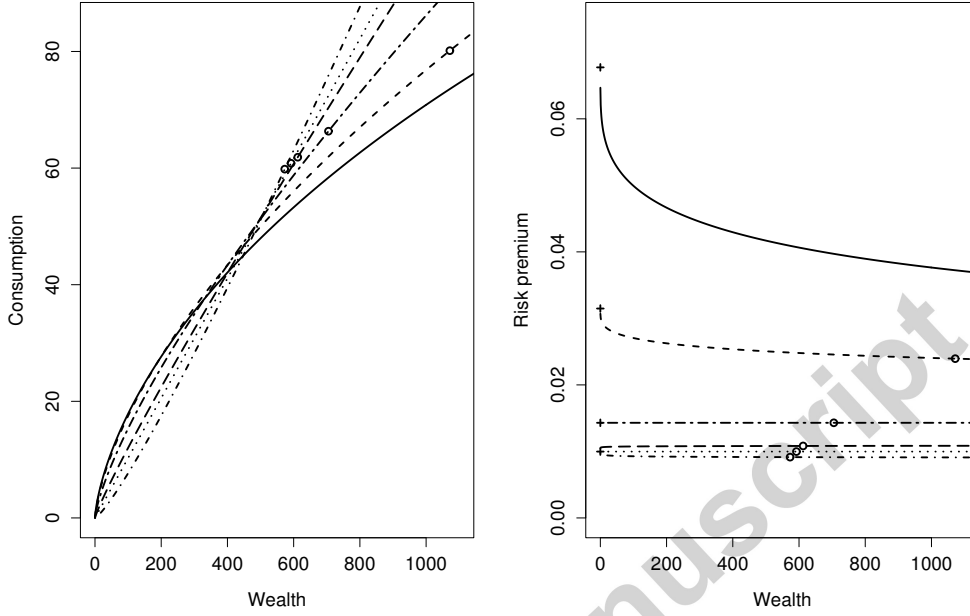
The numerical solution to the non-linear system of stochastic differential equations is the consumption function,  $C_t = C(W_t)$ , which is obtained from the optimal paths of control and state variables computed for the complete state space  $W_t \in \mathbb{R}_+$ . In particular our procedure does not rely on local approximation methods, but directly solves the non-linear system globally (cf. Posch and Trimborn, 2010). According to (37), we obtain the risk premium by evaluating the consumption function at two points in the state space.

Figure 1 shows the optimal consumption function and the resulting risk premium (37) for different values for the parameter of relative risk aversion  $\theta$ .

### 3.3.2. Discussion of the numerical results

For  $\theta = \alpha$  the consumption function in Figure 1 is linearly homogenous (dotted) with slope  $\phi$  which corresponds to the analytical solution in (32). In this singular case the risk premium is  $e^{-\theta\nu_K}(1 - e^{\nu_K})\lambda$ , which is equivalent to the endowment economy. At each point in time, the expected proportional change in marginal utility equals the expected change in capital rewards which implies a constant risk premium in (37). For  $\theta < \alpha$  the con-

Figure 1: Risk premia in a production economy



Notes: These figures illustrate optimal consumption (left panel) and the risk premium (right panel) as functions of wealth ( $\circ$  are steady-state values) for different levels of relative risk aversion and  $\sigma_K = \sigma_A = \mu_A = 0$ . The calibration of other parameters is  $(\rho, \alpha, \theta, \delta, \lambda, 1 - e^{\nu_K}, \psi) = (0.05, 0.75, \cdot, 0.1, 0.017, 0.4, 0)$ ; where  $\theta = 0.5$  (dotdash),  $\theta = 0.75$  (dotted),  $\theta = 1$  (longdash),  $\theta = 1.9406$  (twodash) which refers to the knife-edge case  $\rho = \bar{\rho}$  in (34),  $\theta = 4$  (dashed), and  $\theta = 6$  (solid).

sumption function is convex, and the marginal propensity to consume increases with wealth,  $C(e^{\nu_K} W_t) < e^{\nu_K} C(W_t)$ . This increase is less rapid than the increase of the consumption-wealth ratio, which lowers the effective risk aversion. Hence, the risk premium is convex and has the upper bound  $e^{-\alpha \nu_K} (1 - e^{\nu_K}) \lambda$  for wealth approaching zero. For  $\theta > \alpha$ , which is the empirically most plausible scenario, the consumption function has the standard form, i.e., strictly concave and the marginal propensity to consume is decreasing with wealth,  $C(e^{\nu_K} W_t) > e^{\nu_K} C(W_t)$ . In this case, the properties of the risk premium (37) depend on whether the subjective rate of time preference  $\rho$  exceeds or falls short of the knife-edge value  $\bar{\rho}$  in (34).

At the knife-edge value of  $\rho = \bar{\rho}$  the consumption function is homogeneous of degree  $\alpha$  which refers to the analytical solution in (35) with constant savings rate,  $s = 1/\theta$ , and the risk premium is  $e^{-\alpha \theta \nu_K} (1 - e^{\nu_K}) \lambda$ . For  $\rho < \bar{\rho}$  the individual prefers a higher savings rate,  $s(W_t) > s$ , and the marginal propensity to consume falls more quickly with wealth than it

would for a constant savings rate (or consumption-income ratio) which lowers effective risk aversion at higher levels of wealth. Because  $s(W_t)$  is increasing in wealth and bounded by unity,  $s < s(W_t) < 1$ , the risk premium is convex and has the upper bound  $e^{-\alpha\theta\nu_K}(1 - e^{\nu_K})\lambda$  for wealth approaching zero. Similarly, for  $\rho > \bar{\rho}$  the savings rate is smaller,  $s(W_t) < s$ , and the marginal propensity to consume falls less quickly in wealth than for a constant savings rate, which raises the effective risk aversion at higher levels of wealth. As  $s(W_t)$  is decreasing in wealth, the risk premium in (37) is concave with lower bound  $e^{-\theta\alpha\nu_K}(1 - e^{\nu_K})\lambda$  for sufficiently risk averse individuals,  $\theta \geq 1$ . Otherwise the substitution effect dominates the precautionary savings effect which depresses savings and increases the marginal propensity to consume (Weil, 1990). Since the consumption function is concave for  $\theta > \alpha$  due to the non-linear production function, effective risk aversion remains higher than for  $\theta = \alpha$ , such that the lower bound is  $e^{-\max(\theta,1)\alpha\nu_K}(1 - e^{\nu_K})\lambda$  for wealth approaching zero.

In our numerical study  $\bar{\rho}$  depends on the arrival rate,  $\lambda$ , the disaster size,  $e^{\nu_K} - 1$ , the output elasticity of capital,  $\alpha$ , and the risk aversion,  $\theta$ , which coincides with the inverse of the intertemporal elasticity of substitution (IES), and the rate of depreciation,  $\delta$ . For the case  $\alpha\theta > 1$ , which is when the output elasticity of capital exceeds the IES, this critical value is positive,  $\bar{\rho} > 0$ , and vice versa. For the empirically most plausible calibrations, e.g., for  $\alpha \approx 0.33$  and  $\theta \approx 4$ , we have  $\alpha\theta > 1$  and obtain a positive knife-edge value,  $\bar{\rho} > 0$ .

Our numerical study of the risk premium yields our three results. For the empirically most plausible scenarios, we confirm our analytical result that (i) the risk premium depends on wealth and thus will be time-varying over the business cycle. In prosperous states of the economy with higher transitional growth rates (capital scarcity), the risk premium is higher than in periods with lower - or even negative - growth rates (capital abundance). In other words, after a disaster the risk premium jumps to a higher value as capital stock is destroyed, and then subsequently return to lower values as more capital is accumulated, which implies (ii) a predictable component (cf. Campbell and Cochrane, 1999). Finally, we find that the response of the risk premium is (iii) asymmetric: the increase after a negative shock is larger than the decrease after a positive shock with the same size.

Allowing for (Gaussian) stochastic depreciation,  $\sigma_K > 0$ , and/or a second state variable in the form of time-varying TFP,  $\mu_A \neq 0$ ,  $\sigma_A > 0$ , the risk premium can be obtained from

(31), and the same analysis could be conducted. The consumption function is concave in wealth for  $\theta \geq \alpha$  and the risk premium, conditional on  $A_t$ , has the same properties as in Figure 1. However, there are three main differences. First, since the individual is willing to hedge against the diffusion risk (stochastic investment opportunities), the risk premium will be slightly higher.<sup>13</sup> Second, the risk premium in general also depends indirectly on TFP through the optimal consumption function,  $C_t = C(K_t, A_t)$ . Third, the knife-edge value  $\bar{\rho}$  as from (34) decreases in the mean,  $\mu_A$ , but increases in the variance  $\sigma_A^2$  of TFP growth. For the case  $\alpha\theta > 1$  it increases in the variance of stochastic depreciation,  $\sigma_K^2$ .

### 3.3.3. The role of elastic labor supply ( $\psi > 0$ )

This section allows for elastic labor supply in the neoclassical DSGE model. Our objective is to study how the properties of the risk premium is affected by the ability of individuals to buffer risk through their labor-leisure choice for  $u_H \neq 0$ , in particular  $\psi > 0$ .<sup>14</sup>

In the general case where  $\psi > 0$ , the reduced-form dynamics can be summarized by the budget constraint (22) and Euler equations for both consumption and hours. In fact, the condition (27) can be used to relate optimal consumption as a function of hours and state variables which reduces the dimensionality of the problem. Observe that (27) implies

$$1 - H(W_t) = \frac{\psi}{1 - \alpha} \frac{C(W_t)H(W_t)^\alpha}{W_t^\alpha}. \quad (38)$$

Because (38) needs to hold for any levels of wealth, in particular for  $e^{\nu_K}W_t$ , this optimality condition pins down the optimal jump terms for consumption and hours as

$$\tilde{C}(W_t) = \frac{1 - \tilde{H}(W_t)H(W_t)}{1 - H(W_t)} \tilde{H}(W_t)^{-\alpha} e^{\alpha\nu_K}, \quad (39)$$

in which  $\tilde{C}(W_t) \equiv C(e^{\nu_K}W_t)/C(W_t)$  and  $\tilde{H}(W_t) \equiv H(e^{\nu_K}W_t)/H(W_t)$ . Hence,  $1 - \tilde{C}(W_t)$  denotes the percentage drop of optimal consumption after a disaster. As a result, we can neglect the Euler equation for consumption since technically (38) and (39) give consumption as functions of optimal hours and wealth,  $C(W_t) = C(H(W_t), W_t)$  and  $\tilde{C}(W_t) = \tilde{C}(H(W_t))$ . Economically, optimal behavior of consumption is described completely by optimal hours

<sup>13</sup>Since the diffusion risk is of less importance, this effect is negligible (cf. Tables A.1 and A.2).

<sup>14</sup>It is well known that labor flexibility introduces an additional margin along which an individual can buffer risk (Turnovsky and Bianconi, 2005, p.325).



and wealth through the intra-temporal optimality condition (27).

As shown in the appendix, for  $0 < H_t < 1$  the reduced form can thus be summarized as

$$\begin{aligned} dH_t &= \frac{\rho - (1 - \theta)r_t + (1 - \alpha\theta)\delta + \lambda - \alpha\theta C_t/W_t}{\alpha\theta H_t^{-1} - (\psi - \theta\psi - \theta)(1 - H_t)^{-1}} dt \\ &\quad - \frac{\tilde{C}(W_t)^{-\theta + (1-\theta)\psi} \tilde{H}(W_t)^{(1-\theta)\psi\alpha} e^{\nu_K - (1-\theta)\psi\alpha\nu_K} \lambda}{\alpha\theta H_t^{-1} - (\psi - \theta\psi - \theta)(1 - H_t)^{-1}} dt + (H(e^{\nu_K} W_{t-}) - H(W_{t-})) dN_t, \\ dW_t &= ((r_t - \delta)W_t + H_t w_t^H - C_t) dt - (1 - e^{\nu_K}) W_{t-} dN_t, \end{aligned}$$

which we use for our numerical results. Finally, the risk premium (31) is obtained from

$$RP_t = \tilde{C}(W_t)^{(1-\theta)\psi - \theta} \tilde{H}(W_t)^{(1-\theta)\psi\alpha} e^{-(1-\theta)\psi\alpha\nu_K} (1 - e^{\nu_K}) \lambda. \quad (40)$$

Our analytical results suggest that even for  $\psi > 0$  our insights about the properties of the risk premium do not change for the particular rate of time preference  $\bar{\rho}$  in (34). Clearly,  $\rho = \bar{\rho}$  is a knife-edge condition which ensures that optimal hours in (35),  $H(W_t) = H$  and the savings rate  $s = 1/\theta$  are constant, and the risk premium is  $e^{-\alpha\theta\nu_K} (1 - e^{\nu_K}) \lambda$ . In this singular case, the parameter measuring the preference for leisure,  $\psi$ , does not affect the risk premium or the savings rate, though it affects the fraction of hours supplied to production. As it turns out, the qualitative properties of the risk premium are generally unaffected by the presence of elastic labor supply, though the quantitative results change slightly.

Our numerical results can be summarized by plotting the consumption function, optimal hours, and the risk premium as functions of financial wealth (cf. Figures A.1 and A.2). In what follows, we restrict our discussion to the empirically most relevant case where  $\theta \geq 1$ .

For  $\rho < \bar{\rho}$  the individual prefers a higher savings rate,  $s(W_t) > s$ , and supplies more hours,  $H(W_t) > H$ . Both the consumption function and optimal hours are concave, while the risk premium is convex in wealth and has the upper bound  $e^{-\alpha\theta\nu_K} (1 - e^{\nu_K}) \lambda$  for wealth approaching zero. For  $\rho > \bar{\rho}$  the savings rate is lower,  $s(W_t) < s$ , the individual supplies less hours,  $H(W_t) < H$ , and the risk premium is concave with lower bound  $e^{-\theta\alpha\nu_K} (1 - e^{\nu_K}) \lambda$ .

An empirically testable implication is the correlation between hours and consumption. In the data, hours and consumption are positively correlated which in turn implies a negative correlation between consumption and leisure (cf. Lettau and Uhlig, 2000). We may infer this property directly from the consumption function and optimal hours. For  $\rho = \bar{\rho}$  there is

zero correlation, while for  $\rho < \bar{\rho}$  consumption and hours are concave functions of financial wealth (or capital stock per effective worker). This implies a positive correlation since wealth is changing stochastically. It is only for  $\rho > \bar{\rho}$  that optimal hours are convex in financial wealth. In turn this implies a counterfactual negative correlation for any concave consumption function. Thus, the empirically most plausible case  $\rho < \bar{\rho}$  implies strictly concave functions for both consumption and hours as well as time-varying and asymmetric risk premia similar to the benchmark case of constant labor supply  $\psi = 0$ .

In summary, the extension to endogenous labor supply is able to generate empirically plausible correlations for consumption and leisure. Though our main results on the shape and the time-varying property of the risk premium are not affected, the ability to buffer risk through the labor-leisure choice makes it even more challenging to generate sizable risk premia in production economies. One interesting extension of this framework could therefore examine the role of other sources of non-linearities such as capital adjustment cost and/or habit formation which affect effective risk aversion and thus the risk premium.

#### 4. Conclusion

In this paper we study how non-linearities affect asset pricing implications in a production economy. We derive closed-form solutions of the Lucas' fruit-tree model and compare the resulting risk premium to those obtained from a model with non-linearities in the form of a neoclassical production function. For this purpose, we formulate our DSGE models in continuous time to obtain analytical solutions, which are important knife-edge cases for numerical work. Our key result is that these non-linearities can generate time-varying, asymmetric risk premia and predictability over the business cycle. The economic intuition is that the individual's effective risk aversion, except for singular cases, is not constant in a neoclassical production economy. We show that non-normalities in the form of rare disasters substantially increase the economic relevance of these (empirical) key features.

From a methodological point of view, this paper shows that formulating the endowment economy or non-trivial production models in continuous time gives analytical solutions for reasonable parametric restrictions or functional forms. Analytical solutions are useful for macro-finance models for at least two reasons. First, they are points of reference from which

numerical methods can be used to explore a broader class of models. Second, they shed light on asset market implications without relying purely on numerical methods. This circumvents problems induced by approximation schemes which could be detrimental when studying the effects of uncertainty. Along these lines, we propose the continuous-time formulation of DSGE models as a workable paradigm in macro-finance.

## 5. Acknowledgement

The author appreciates financial support from the Center for Research in Econometric Analysis of Time Series (CREATES) funded by The Danish National Research Foundation. I thank Walter Fisher, Nir Jaimovich, Antonio Mele, Claus Munk, Eric Swanson, Stephen Turnovsky, Raman Uppal, Eric Young, two anonymous referees, and seminar participants in Istanbul, Mannheim, Sydney, Munich, Vienna, Rethymno, Shanghai and Durham for helpful discussions, comments, and suggestions.

## A. Appendix

### A.1. Lucas' fruit-tree model with rare disasters

#### A.1.1. Deriving the budget constraint

Consider a portfolio strategy which holds  $n_t$  units of the risky asset and  $n_0(t)$  units of the riskless asset with default risk, such that  $W_t = n_0(t)p_0(t) + p_t n_t$  denotes the portfolio value. Using Itô's formula, it follows that

$$\begin{aligned} dW_t = & p_0(t)dn_0(t) + n_0(t)p_0(t)rdt + p_t dn_t + w_t \mu W_t dt + w_t \sigma W_t dB_t \\ & + (w_{t-} J_t + (1 - w_{t-}) D_t) W_{t-} dN_t, \end{aligned}$$

where  $w_t W_t \equiv n_t p_t$  denotes the amount invested in the risky asset. Since investors use their savings to accumulate assets, assuming no dividend payments,  $p_0(t)dn_0(t) + p_t dn_t = -C_t dt$ ,

$$dW_t = ((\mu - r)w_t W_t + rW_t - C_t) dt + \sigma w_t W_t dB_t + ((J_t - D_t)w_{t-} + D_t) W_{t-} dN_t.$$

where  $J_t$  is the jump size of the risky asset, which with probability  $q$  takes the value  $e^{\nu_2} - 1$  (no default) and with probability  $1 - q$  the jump size is  $e^{\nu_1} - 1$  (default).

### A.1.2. The Bellman equation and the Euler equation

As a necessary condition for optimality the Bellman's principle gives at time  $s$

$$\rho V(W_s) = \max_{(w_s, C_s)} \left\{ u(C_s) + \frac{1}{dt} E_s dV(W_s) \right\}. \quad (41)$$

Using Itô's formula (see e.g. Sennewald, 2007),

$$\begin{aligned} dV(W_s) &= ((\mu_M W_s - C_s) V_W + \frac{1}{2} \sigma_M^2 W_s^2 V_{WW}) dt + \sigma_M W_s V_W dB_t + (V(W_s) - V(W_{s-})) dN_t \\ &= ((\mu_M W_s - C_s) V_W + \frac{1}{2} \sigma_M^2 W_s^2 V_{WW}) dt + \sigma_M W_s V_W dB_t \\ &\quad + (V((1 - \zeta_M(t_-)) W_{s-}) - V(W_{s-})) dN_t, \end{aligned}$$

If we apply the expectation operator to the integral form, and use the property of stochastic integrals, we may write using  $\zeta_M \equiv E(\zeta_M(t)|D_t = e^\kappa - 1) = 1 - e^\kappa - (e^{\nu_1} - e^\kappa)w$  (default) and  $\zeta_M^0 \equiv E(\zeta_M(t)|D_t = 0) = (1 - e^{\nu_2})w$  (no default),

$$\begin{aligned} E_s dV(W_s) &= ((\mu_M W_s - C_s) V_W + \frac{1}{2} \sigma_M^2 W_s^2 V_{WW} \\ &\quad + (V((1 - \zeta_M) W_s)q + V((1 - \zeta_M^0) W_s)(1 - q) - V(W_s))\lambda) dt. \end{aligned}$$

Inserting into (41) gives the Bellman equation

$$\begin{aligned} \rho V(W_s) &= \max_{(w_s, C_s)} \left\{ u(C_s) + (\mu_M W_s - C_s) V_W + \frac{1}{2} \sigma_M^2 W_s^2 V_{WW} \right. \\ &\quad \left. + (V((1 - \zeta_M) W_s)q + V((1 - \zeta_M^0) W_s)(1 - q) - V(W_s))\lambda \right\}. \end{aligned}$$

Because it is a necessary condition, the *first-order conditions* are

$$0 = u'(C_s) - V_W \Rightarrow V_W = u'(C_s), \quad (42)$$

$$\begin{aligned} 0 &= (\mu - r) W_s V_W + w_s \sigma^2 W_s^2 V_{WW} + V_W((e^\kappa + (e^{\nu_1} - e^\kappa)w_s) W_s)(e^{\nu_1} - e^\kappa) W_s q \lambda \\ &\quad + V_W((1 + (e^{\nu_2} - 1)w_s) W_s)(1 - q)(e^{\nu_2} - 1) W_s \lambda \end{aligned} \quad (43)$$

for any interior solution at any time  $s = t \in [0, \infty)$ .

Observe that (43) implies the optimal weight of the risky asset independent of the optimal consumption choice. We use this separation result throughout the paper by focusing on the consumption problem, given that income is generated by the uncertain yield of a (composite)

asset, i.e., the optimal market portfolio (cf. also Merton, 1973).

The first-order condition (42) makes consumption a function of the state variable. Using the maximized Bellman equation for all  $s = t \in [0, \infty)$ ,

$$\begin{aligned}\rho V(W_t) &= u(C(W_t)) + (\mu_M W_t - C(W_t))V_W + \frac{1}{2}\sigma_M^2 W_t^2 V_{WW} \\ &\quad + (V((1 - \zeta_M)W_t)q + V((1 - \zeta_M^0)W_s)(1 - q) - V(W_t))\lambda.\end{aligned}$$

Use the envelope theorem to compute the costate

$$\begin{aligned}\rho V_W &= (\mu_M V_W + (\mu_M W_t - C(W_t))V_{WW} + \sigma_M^2 W_t V_{WW} + \frac{1}{2}\sigma_M^2 W_t^2 V_{WWW} \\ &\quad + (V_W((1 - \zeta_M)W_t)(1 - \zeta_M)q + V_W((1 - \zeta_M^0)W_s)(1 - \zeta_M^0)(1 - q) - V_W(W_t))\lambda.\end{aligned}$$

Collecting terms, we obtain

$$\begin{aligned}(\rho - \mu_M + \lambda)V_W &= (\mu_M W_t - C(W_t))V_{WW} + \sigma_M^2 W_t V_{WW} + \frac{1}{2}\sigma_M^2 W_t^2 V_{WWW} \\ &\quad + (V_W((1 - \zeta_M)W_t)(1 - \zeta_M)q + V_W((1 - \zeta_M^0)W_s)(1 - \zeta_M^0)(1 - q))\lambda. \quad (44)\end{aligned}$$

Using Itô's formula, the costate obeys

$$\begin{aligned}dV_W(W_t) &= (\mu_M W_t - C_t) V_{WW} dt + \frac{1}{2}\sigma_M^2 W_t^2 V_{WWW} dt + \sigma_M W_t V_{WW} dB_t \\ &\quad + (V_W((1 - \zeta_M(t_-))W_{t-}) - V_W(W_{t-}))dN_t \\ &= ((\rho - \mu_M + \lambda)V_W - \sigma_M^2 W_t V_{WW} - V_W((1 - \zeta_M)W_t)(1 - \zeta_M)q\lambda \\ &\quad - V_W((1 - \zeta_M^0)W_s)(1 - \zeta_M^0)(1 - q)\lambda)dt \\ &\quad + \sigma_M W_t V_{WW} dB_t + (V_W((1 - \zeta_M(t_-))W_{t-}) - V_W(W_{t-}))dN_t,\end{aligned}$$

where we inserted the costate from (44). As a final step we insert the first-order condition and obtain the Euler equation (8).

#### A.1.3. Proof of Proposition 2.1

The idea of this proof is to show that using an educated guess of the value function, the maximized Bellman equation and the first-order condition (7) are both fulfilled. For constant relative risk aversion,  $\theta$ , the utility function has the form

$$u(C_t) = \mathbb{C}_1 \frac{C_t^{1-\theta}}{1-\theta} + \mathbb{C}_2, \quad \theta > 0, \quad (\mathbb{C}_1, \mathbb{C}_2) \in \mathbb{R}_+ \times \mathbb{R}. \quad (45)$$

From (6), we obtain the maximized Bellman equation using the functional equation for consumption from the condition (7), i.e.,  $C(W_t) = \mathbb{C}_1^{1/\theta} V_W^{-1/\theta}$ . We use the *educated guess*

$$\bar{V} = \mathbb{C}_0 \mathbb{C}_1 \frac{W_t^{1-\theta}}{1-\theta} + \mathbb{C}_2 / \rho, \quad (46)$$

where  $\bar{V}_W = \mathbb{C}_0 \mathbb{C}_1 W_t^{-\theta}$  and  $\bar{V}_{WW} = -\theta \mathbb{C}_0 \mathbb{C}_1 W_t^{-\theta-1}$ , to solve the resulting equation. Note that optimal consumption is linear in wealth,  $C(W_t) = \mathbb{C}_0^{-1/\theta} W_t$ , and we arrive at

$$\begin{aligned} \rho \mathbb{C}_0 \mathbb{C}_1 \frac{W_t^{1-\theta}}{1-\theta} + \mathbb{C}_2 &= \mathbb{C}_1 \frac{\mathbb{C}_0^{-\frac{1-\theta}{\theta}} W_t^{1-\theta}}{1-\theta} + \mathbb{C}_2 + \left( \mu_M W_t - \mathbb{C}_0^{-1/\theta} W_t \right) V_W + \frac{1}{2} \sigma_M^2 W_t^2 V_{WW} \\ &\quad + \left( (1 - \zeta_M)^{1-\theta} q + (1 - \zeta_M^0)^{1-\theta} (1 - q) - 1 \right) \mathbb{C}_0 \mathbb{C}_1 \frac{W_t^{1-\theta}}{1-\theta} \lambda. \end{aligned}$$

Collecting terms gives

$$\begin{aligned} \rho &= \mathbb{C}_0^{-1/\theta} + (1 - \theta) (\mu_M - \mathbb{C}_0^{-1/\theta}) - (1 - \theta) \frac{1}{2} \sigma_M^2 \theta \\ &\quad + \left( (1 - \zeta_M)^{1-\theta} q + (1 - \zeta_M^0)^{1-\theta} (1 - q) - 1 \right) \lambda \\ \Rightarrow \mathbb{C}_0^{-1/\theta} &= \frac{\rho - (1 - \theta) \mu_M + \lambda - (1 - \zeta_M)^{1-\theta} q \lambda - (1 - \zeta_M^0)^{1-\theta} (1 - q) \lambda}{\theta} + (1 - \theta) \frac{1}{2} \sigma_M^2 \\ &= \frac{\rho - (1 - \theta) \mu_M + \lambda - (1 - \zeta_M)^{1-\theta} \lambda}{\theta} + (1 - \theta) \frac{1}{2} \sigma_M^2, \end{aligned}$$

where the last equality used that in general equilibrium asset prices in (12) imply  $\zeta_M = \zeta_M^0$ . This proves that the guess (46) indeed is a solution, and by inserting the guess together with the constant, we obtain the consumption function. The effective risk aversion is obtained directly from the value function in (46).

## A.2. A model of growth under uncertainty

### A.2.1. The Bellman equation and the Euler equation

As a necessary condition for optimality the Bellman's principle gives at time  $s$

$$\rho V(W_s, A_s) = \max_{C_s, H_s} \left\{ u(C_s, H_s) + \frac{1}{dt} E_s dV(W_s, A_s) \right\}.$$

Using Itô's formula yields

$$\begin{aligned}
 dV &= V_W(dW_s - (e^{\nu_K} - 1)W_{s-}dN_t) + V_A dA_s + \frac{1}{2} (V_{AA}\sigma_A^2 A_s^2 + V_{WW}\sigma_K^2 W_s^2) dt \\
 &\quad + [V(W_s, A_s) - V(W_{s-}, A_{s-})]dN_t \\
 &= ((r_s - \delta)W_s + H_s w_s^H - C_s)V_W dt + V_W \sigma_K W_s dZ_s + V_A \mu_A A_s dt + V_A \sigma_A A_s dB_s \\
 &\quad + \frac{1}{2} (V_{AA}\sigma_A^2 A_s^2 + V_{WW}\sigma_K^2 W_s^2) dt + [V(e^{\nu_K} W_{s-}, A_{s-}) - V(W_{s-}, A_{s-})]dN_t.
 \end{aligned}$$

Using the property of stochastic integrals, we may write

$$\begin{aligned}
 \rho V(W_s, A_s) &= \max_{C_s, H_s} \{u(C_s, H_s) + ((r_s - \delta)W_s + H_s w_s^H - C_s)V_W \\
 &\quad + \frac{1}{2} (V_{AA}\sigma_A^2 A_s^2 + V_{WW}\sigma_K^2 W_s^2) + V_A \mu_A A_s + [V(e^{\nu_K} W_s, A_s) - V(W_s, A_s)]\lambda\}
 \end{aligned}$$

for any  $s \in [0, \infty)$ . Because it is a necessary condition for optimality, we obtain the first-order conditions (25) and (26) which make optimal consumption and hours functions of the state variables,  $C_t = C(W_t, A_t)$  and  $H_t = H(W_t, A_t)$ , respectively.

For the *evolution of the costate* we use the maximized Bellman equation

$$\begin{aligned}
 \rho V(W_t, A_t) &= u(C(W_t, A_t), H(W_t, A_t)) + ((r_t - \delta)W_t + H_t w_t^H - C(W_t, A_t))V_W \\
 &\quad + V_A \mu_A A_t + \frac{1}{2} (V_{AA}\sigma_A^2 A_t^2 + V_{WW}\sigma_K^2 W_t^2) + [V(e^{\nu_K} W_t, A_t) - V(W_t, A_t)]\lambda, \quad (47)
 \end{aligned}$$

where  $r_t = r(W_t, A_t)$  and  $w_t^L = w(W_t, A_t)$  follow from the firm's optimization problem, and the envelope theorem (also for the factor rewards) to compute the costate,

$$\begin{aligned}
 \rho V_W &= \mu_A A_t V_{AW} + ((r_t - \delta)W_t + H_t w_t^H - C_t)V_{WW} + (r_t - \delta)V_W \\
 &\quad + \frac{1}{2} (V_{WAA}\sigma_A^2 A_t^2 + V_{WWW}\sigma_K^2 W_t^2) + V_{WW}\sigma_K^2 W_t + [V_W(e^{\nu_K} W_t, A_t)e^{\nu_K} - V_W(W_t, A_t)]\lambda.
 \end{aligned}$$

Collecting terms we obtain

$$\begin{aligned}
 (\rho - (r_t - \delta) + \lambda)V_W &= V_{AW}\mu_A A_t + ((r_t - \delta)W_t + H_t w_t^H - C_t)V_{WW} \\
 &\quad + \frac{1}{2} (V_{WAA}\sigma_A^2 A_t^2 + V_{WWW}\sigma_K^2 W_t^2) + \sigma_K^2 V_{WW} W_t + V_W(e^{\nu_K} W_t, A_t)e^{\nu_K} \lambda.
 \end{aligned}$$

Using Itô's formula, the costate obeys

$$dV_W = V_{AW}\mu_A A_t dt + V_{AW}\sigma_A A_t dB_t + \frac{1}{2} (V_{WAA}\sigma_A^2 A_t^2 + V_{WWW}\sigma_K^2 W_t^2) dt + V_{WW}\sigma_K W_t dZ_t \\ + ((r_t - \delta)W_t + H_t w_t^H - C_t)V_{WW}dt + [V_W(W_t, A_t) - V_W(W_{t-}, A_{t-})]dN_t,$$

where inserting yields

$$dV_W = (\rho - (r_t - \delta) + \lambda)V_W dt - V_W(e^{\nu_K} W_t, A_t)e^{\nu_K} \lambda - \sigma_K^2 V_{WW} W_t dt + V_{AW} A_t \sigma_A dB_t \\ + V_{WW} W_t \sigma_K dZ_t + [V_W(e^{\nu_K} W_{t-}, A_{t-}) - V_W(W_{t-}, A_{t-})]dN_t,$$

which describes the evolution of the costate variable. As a final step, we insert the first-order condition (25) to obtain the Euler equation (28).

### A.2.2. Proof of Proposition 3.1

The idea of this proof is to show that using an educated guess of the value function, the maximized Bellman equation (47) and the first-order condition (25) are both fulfilled. Since we assume that  $\psi = 0$ , we can neglect the intra-temporal first-order condition (26). The household will always supply total hours to production,  $H = 1$ , since there is no disutility from supplying labor. In what follows, we guess that the value function reads

$$V(W_t, A_t) = \frac{\mathbb{C}_1 W_t^{1-\theta}}{1-\theta} + f(A_t). \quad (48)$$

From (25), optimal consumption is a constant fraction of wealth,

$$C_t^{-\theta} = \mathbb{C}_1 W_t^{-\theta} \quad \Leftrightarrow \quad C_t = \mathbb{C}_1^{-1/\theta} W_t.$$

Now use the maximized Bellman equation (47), the property of the Cobb-Douglas technology,  $F_K = \alpha A_t K_t^{\alpha-1} L^{1-\alpha}$  and  $F_L = (1-\alpha)A_t K_t^\alpha L_t^{-\alpha}$ , together with the transformation  $K_t \equiv W_t$  (as the population size is normalized to one), and insert the solution candidate,

$$\rho \frac{\mathbb{C}_1 W_t^{1-\theta}}{1-\theta} = \frac{\mathbb{C}_1^{-\frac{1-\theta}{\theta}} W_t^{1-\theta}}{1-\theta} + (\alpha A_t W_t^{\alpha-1} W_t - \delta W_t + (1-\alpha)A_t W_t^\alpha - \mathbb{C}_1^{-1/\theta} W_t) \mathbb{C}_1 W_t^{-\theta} \\ - \frac{1}{2} \theta \mathbb{C}_1 W_t^{1-\theta} \sigma_K^2 - g(A_t) + (e^{(1-\theta)\nu_K} - 1) \frac{\mathbb{C}_1 W_t^{1-\theta}}{1-\theta} \lambda,$$

where we defined  $g(A_t) \equiv \rho f(A_t) - f_A \mu_A A_t - \frac{1}{2} f_{AA} \sigma_A^2 A_t^2$ . When imposing the condition



$\alpha = \theta$  and  $g(A_t) = \mathbb{C}_1 A_t$  it can be simplified to

$$\begin{aligned} (\rho - (e^{(1-\theta)\nu_K} - 1)\lambda) \frac{\mathbb{C}_1 W_t^{1-\theta}}{1-\theta} + g(A_t) &= \frac{\mathbb{C}_1^{-\frac{1-\theta}{\theta}} W_t^{1-\theta}}{1-\theta} + (A_t W_t^{\alpha-\theta} - \delta W_t^{1-\theta} - \mathbb{C}_1^{-1/\theta} W_t^{1-\theta}) \mathbb{C}_1 \\ &\quad - \frac{1}{2} \theta \mathbb{C}_1 W_t^{1-\theta} \sigma_K^2 \\ \Leftrightarrow (\rho - (e^{(1-\theta)\nu_K} - 1)\lambda) W_t^{1-\theta} &= \theta \mathbb{C}_1^{-1/\theta} W_t^{1-\theta} - (1-\theta) \delta W_t^{1-\theta} - \frac{1}{2} \theta (1-\theta) W_t^{1-\theta} \sigma_K^2, \end{aligned}$$

which implies that  $\mathbb{C}_1^{-1/\theta} = (\rho - (e^{(1-\theta)\nu_K} - 1)\lambda + (1-\theta)\delta + \frac{1}{2}\theta(1-\theta)\sigma_K^2) / \theta$ . This proves that the guess (48) indeed is a solution, and by inserting the guess together with the constant, we obtain the optimal consumption function.

### A.2.3. Proof of Proposition 3.3

The idea of this proof follows Section A.2.2. An educated guess of the value function is

$$V(W_t, A_t) = \frac{\mathbb{C}_1 W_t^{1-\alpha\theta}}{1-\alpha\theta} A_t^{-\theta}. \quad (49)$$

From the first-order conditions (25) and (26), we obtain

$$\begin{aligned} C_t^{-\theta} (1 - H_t)^{(1-\theta)\psi} &= \mathbb{C}_1 W_t^{-\alpha\theta} A_t^{-\theta}, \\ \psi C_t^{1-\theta} (1 - H_t)^{(1-\theta)\psi-1} &= w_t^H \mathbb{C}_1 W_t^{-\alpha\theta} A_t^{-\theta} \Rightarrow \psi C_t / (1 - H_t) = (1 - \alpha) A_t W_t^\alpha H_t^{-\alpha}. \end{aligned}$$

Suppose that optimal hours are constant,  $H_t = H$ , then optimal consumption becomes a constant fraction of income,

$$C_t = (1 - s) A_t W_t^\alpha H^{1-\alpha}, \quad 1 - s \equiv (1 - \alpha) \frac{1 - H}{\psi H}, \quad \psi \neq 0.$$

Inserting everything into (47) and collecting terms gives

$$\begin{aligned} (\rho + (1 - \alpha\theta)\delta + (\theta\mu_A - \frac{1}{2}(\theta(1+\theta)\sigma_A^2 - \alpha\theta(1-\alpha\theta)\sigma_K^2)) - (e^{\nu_K(1-\alpha\theta)} - 1)\lambda) \frac{\mathbb{C}_1 W_t^{1-\alpha\theta}}{1-\alpha\theta} A_t^{-\theta} \\ = ((1 - s)^{1-\theta} H^{(1-\theta)(1-\alpha)} (1 - H)^{(1-\theta)\psi} + (H^{1-\alpha} - (1 - s)H^{1-\alpha}) (1 - \theta) \mathbb{C}_1) \frac{A_t^{1-\theta} W_t^{\alpha-\alpha\theta}}{1-\theta}. \end{aligned}$$

Hence, for  $\rho = \bar{\rho}$  and

$$\mathbb{C}_1 = - \frac{(1 - s)^{1-\theta} H^{(1-\alpha)(1-\theta)} (1 - H)^{(1-\theta)\psi}}{(1 - \theta)H^{1-\alpha} - (1 - \theta)(1 - s)H^{1-\alpha}},$$

the constant savings rate is indeed the optimal solution. The optimal hours can be obtained

from the first-order condition for consumption

$$\begin{aligned} C_t(1-H)^{-\frac{1-\theta}{\theta}\psi} &= \mathbb{C}_1^{-1/\theta} W_t^\alpha A_t \\ \Leftrightarrow \frac{1-\alpha}{\psi} H^{-\alpha} (1-H)^{1-\frac{1-\theta}{\theta}\psi} &= \mathbb{C}_1^{-1/\theta}. \end{aligned}$$

Inserting the condition for  $\mathbb{C}_1$ , we obtain

$$\begin{aligned} \left(\frac{1-\alpha}{\psi}\right)^{-\theta} H^{\alpha\theta} (1-H)^{-\theta+(1-\theta)\psi} &= -\frac{(1-s)^{1-\theta} H^{(1-\alpha)(1-\theta)} (1-H)^{(1-\theta)\psi}}{(1-\theta)H^{1-\alpha} - (1-\theta)(1-s)H^{1-\alpha}} \\ \Leftrightarrow \frac{\psi}{1-\alpha} &= -\frac{1-H}{(1-\theta)H - (1-\theta)(1-\alpha)(1-H)/\psi}. \end{aligned}$$

Collecting terms yields

$$\begin{aligned} \psi &= -\frac{(1-\alpha)(1-H)}{(1-\theta)H - (1-\theta)(1-\alpha)(1-H)/\psi} \\ \Leftrightarrow -\psi(1-\theta)H &= \theta(1-\alpha)(1-H) \\ \Leftrightarrow H &= \frac{\theta(1-\alpha)}{\theta(1-\alpha) - \psi(1-\theta)} \end{aligned}$$

which are admissible solutions if and only if  $0 < H < 1$ , which holds for  $\theta > 1$ .

#### A.2.4. Obtaining the dynamic equilibrium system

As shown in a web appendix, the dynamic system is obtained by using the first-order conditions (25) and (26) to substitute the costate variable, which gives Euler equations for both optimal consumption and hours. After some tedious algebra, we arrive at

$$\begin{aligned} dC_t &= \frac{u_C}{u_{CC}}(\rho - (r_t - \delta) + \lambda)dt - \frac{u_C}{u_{CC}} \frac{u_C(C(e^{\nu_K} W_t), H(e^{\nu_K} W_t))}{u_C(C(W_t), H(W_t))} e^{\nu_K} \lambda dt \\ &\quad - \frac{u_{CH}}{u_{CC}} (dH_t - (H(e^{\nu_K} W_{t-}) - H(W_{t-}))dN_t) + (C(e^{\nu_K} W_{t-}) - C(W_{t-}))dN_t, \\ dH_t &= \frac{u_{HC}u_C - u_{CC}u_H}{Y_{HH}/Y_H u_H u_{CC} + \bar{u}}(\rho - (r_t - \delta) + \lambda)dt \\ &\quad - \frac{u_{CC}u_H Y_{HK}/Y_H}{Y_{HH}/Y_H u_H u_{CC} + \bar{u}}((r_t - \delta)W_t + H_t w_t^H - C_t)dt \\ &\quad + \frac{u_{CC}u_H}{Y_{HH}/Y_H u_H u_{CC} + \bar{u}} \frac{u_H(C(e^{\nu_K} W_t), H(e^{\nu_K} W_t))}{u_H(C(W_t), H(W_t))} \frac{Y_H(W_t, H_t)}{Y_H(e^{\nu_K} W_t, H(e^{\nu_K} W_t))} e^{\nu_K} \lambda dt \\ &\quad - \frac{u_{HC}u_C}{Y_{HH}/Y_H u_H u_{CC} + \bar{u}} \frac{u_C(C(e^{\nu_K} W_t), H(e^{\nu_K} W_t))}{u_C(C(W_t), H(W_t))} e^{\nu_K} \lambda dt + (H_t - H_{t-})dN_t, \\ dW_t &= ((r_t - \delta)W_t + H_t w_t^H - C_t)dt - (1 - e^{\nu_K})W_{t-}dN_t, \end{aligned}$$

in which we collected partial derivatives,  $\bar{u} \equiv u_{CH}u_{HC} - u_{CC}u_{HH}$ .

As from Section 3.3.3, for the case of Cobb-Douglas production,  $Y_t = AK_t^\alpha H_t^{1-\alpha}$ , and CRRA utility in (30), any interior solution gives optimal consumption as a function of hours and wealth. This convenient property allows us to neglect the first equation and to consider  $C_t = C(H(W_t), W_t)$ . Moreover, we may insert the relevant partial derivatives and jump terms and collect terms to obtain the equilibrium system in the main text.

Accepted manuscript

- Abel, A. B., 1990. Asset pricing under habit formation and catching up with the joneses. *American Economic Review* 80 (2), 38–42.
- Abel, A. B., 1999. Risk premia and term premia in general equilibrium. *Journal of Monetary Economics* 43, 3–33.
- Bansal, R., Yaron, A., 2004. Risk for the long run: A potential resolution of asset pricing puzzles. *Journal of Finance* 59 (4), 1481–1509.
- Barro, R. J., 2006. Rare disasters and asset markets in the twentieth century. *Quarterly Journal of Economics*, 823–866.
- Barro, R. J., 2009. Rare disasters, asset prices, and welfare costs. *American Economic Review* 99 (1), 243–264.
- Bodie, Z., Merton, R. C., Samuelson, W. F., 1992. Labor supply flexibility and portfolio choice in a life cycle model. *Journal of Economic Dynamics and Control* 16, 427–449.
- Boldrin, M., Christiano, L. J., Fisher, J. D. M., 2001. Habit persistence, asset returns, and the business cycle. *American Economic Review* 91 (1), 149–166.
- Breeden, D. T., 1986. Consumption, production, inflation and interest rates - a synthesis. *Journal of Financial Economics* 16, 3–39.
- Campanale, C., Castro, R., Clementi, G. L., 2010. Asset pricing in a production economy with chew-dekel preferences. *Review of Economic Dynamics* 13, 379–402.
- Campbell, J. Y., 1994. Inspecting the mechanism - an analytical approach to the stochastic growth model. *Journal of Monetary Economics* 33, 463–506.
- Campbell, J. Y., 2000. Asset pricing at the millennium. *Journal of Finance* 55 (4), 1515–1567.
- Campbell, J. Y., Cochrane, J. H., 1999. By force of habit: A consumption-based explanation of aggregate stock market behavior. *Journal of Political Economy* 107 (2), 205–251.
- Carroll, C. D., Kimball, M. S., 1996. On the concavity of the consumption function. *Econometrica* 64 (4), 981–992.

- Cochrane, J. H., 2008. Financial Markets and the Real Economy. Handbooks in Finance - Handbook of the equity risk premium. Elsevier, North-Holland.
- Constantinides, G. M., 1990. A resolution of the equity premium puzzle. *Journal of Political Economy* 98 (3), 519–543.
- Corsetti, G., 1997. A portfolio approach to endogenous growth: equilibrium and optimal policy. *Journal of Economic Dynamics and Control* 21, 1627–1644.
- Cox, J. C., Ingersoll, J. E., Ross, S. A., 1985. An intertemporal general equilibrium model of asset prices. *Econometrica* 53 (2), 363–384.
- Eaton, J., 1981. Fiscal policy, inflation and the accumulation of risky capital. *Review of Economic Studies* 48, 435–445.
- Epstein, L. G., Zin, S. E., 1989. Substitution, risk aversion, and the temporal behavior of consumption and asset returns: A theoretical framework. *Econometrica* 57 (4), 937–969.
- Fernández-Villaverde, J., Rubio-Ramírez, J. F., 2006. Solving dsge models with perturbation methods and a change of variables. *Journal of Economic Dynamics and Control* 30, 2509–2531.
- Fernández-Villaverde, J., Rubio-Ramírez, J. F., 2007. Estimating macroeconomic models: A likelihood approach. *Review of Economic Studies* 74, 1059–1087.
- Gabaix, X., 2008. Variable rare disasters: A tractable theory of ten puzzles in macro-finance. *American Economic Review* 98 (2), 64–67.
- Gourio, F., 2010. Disaster risk and business cycles. unpublished.
- Grinols, E. L., Turnovsky, S. J., 1993. Risk, the financial market, and macroeconomic equilibrium. *Journal of Economic Dynamics and Control* 17, 1–36.
- Hansen, L. P., Sargent, T. J., Tallarini, T. D., 1999. Robust permanent income and pricing. *Review of Economic Studies* 66, 873–907.

- Jermann, U. J., 1998. Asset pricing in production economies. *Journal of Monetary Economics* 41, 257–275.
- Jermann, U. J., 2010. The equity premium implied by production. *Journal of Financial Economics* in press.
- Julliard, C., Gosh, A., 2008. Can rare events explain the equity premium puzzle? unpublished.
- Justiniano, A., Primiceri, G. E., 2008. The time-varying volatility of macroeconomic fluctuations. *American Economic Review* 98 (3), 604–641.
- Kaltenbrunner, G., Lochstoer, L., 2006. Long-run risk through consumption smoothing. unpublished.
- Kimball, M. S., 1990. Precautionary saving in the small and in the large. *Econometrica* 58 (1), 53–73.
- Lettau, M., 2003. Inspecting the mechanism: Closed-form solutions for asset prices in real business cycle models. *Economic Journal* 113, 550–575.
- Lettau, M., Ludvigson, S., 2001. Resurrecting the (C)CAPM: A cross-sectional test when risk premia are time-varying. *Journal of Political Economy* 109, 1238–1287.
- Lettau, M., Uhlig, H., 2000. Can habit formation be reconciled with business cycle facts? *Review of Economic Dynamics* 3, 79–99.
- Lucas, R. E., 1978. Asset prices in an exchange economy. *Econometrica* 46 (6), 1429–1445.
- Mehra, R., Prescott, E. C., 1985. The equity premium: A puzzle. *Journal of Monetary Economics* 15, 145–161.
- Mehra, R., Prescott, E. C., 2008. The Equity Premium: ABCs. *Handbooks in Finance - Handbook of the equity risk premium*. Elsevier, North-Holland.
- Merton, R. C., 1971. Optimum consumption and portfolio rules in a continuous-time model. *Journal of Economic Theory* 3, 373–413.

- Merton, R. C., 1973. An intertemporal capital asset pricing model. *Econometrica* 41 (5), 867–887.
- Merton, R. C., 1975. An asymptotic theory of growth under uncertainty. *Review of Economic Studies* 42 (3), 375–393.
- Posch, O., 2009. Structural estimation of jump-diffusion processes in macroeconomics. *Journal of Econometrics* 153 (2), 196–210.
- Posch, O., Trimborn, T., 2010. Numerical solution of continuous-time dsge models under poisson uncertainty. CREATES Economics Working Paper 2010-8.
- Rietz, T. A., 1988. The equity risk premium: A solution. *Journal of Monetary Economics* 22, 117–131.
- Schmitt-Grohé, S., Uribe, M., 2004. Solving dynamic general equilibrium models using a second-order approximation to the policy function. *Journal of Economic Dynamics and Control* 28, 755–775.
- Sennewald, K., 2007. Controlled stochastic differential equations under poisson uncertainty and with unbounded utility. *Journal of Economic Dynamics and Control* 31 (4), 1106–1131.
- Steger, T. M., 2005. Stochastic growth under wiener and poisson uncertainty. *Economics Letters* 86, 311–316.
- Swanson, E. T., 2010. Risk aversion and the labor margin in dynamic equilibrium models. unpublished.
- Tallarini, T., 2000. Risk-sensitive real business cycles. *Journal of Monetary Economics* 45, 507–532.
- Taylor, J. B., Uhlig, H., 1990. Solving nonlinear stochastic growth models: A comparison of alternative solution methods. *Journal of Business and Economic Statistics* 8 (1), 1–17.
- Turnovsky, S. J., 1993. Macroeconomic policies, growth, and welfare in a stochastic economy. *International Economic Review* 34 (4), 953–981.

- Turnovsky, S. J., 2000. *Methods of Macroeconomic Dynamics*. MIT Press, Cambridge, Massachusetts.
- Turnovsky, S. J., Bianconi, M., 2005. Welfare gains from stabilization in a stochastically growing economy with idiosyncratic shocks and flexible labor supply. *Macroeconomic Dynamics* 9, 321–357.
- Turnovsky, S. J., Smith, W. T., 2006. Equilibrium consumption and precautionary savings in a stochastically growing economy. *Journal of Economic Dynamics and Control* 30, 243–278.
- Veronesi, P., 2004. The peso problem and stock market returns. *Journal of Economic Dynamics and Control* 28, 707–725.
- Wachter, J. A., 2009. Can time-varying risk of rare disasters explain aggregate stock market volatility. unpublished.
- Weil, P., 1990. Nonexpected utility in macroeconomics. *Quarterly Journal of Economics* 105 (1), 29–42.
- Wälde, K., 2005. Endogenous growth cycles. *International Economic Review* 46 (3), 867–894.
- Wälde, K., 2010. Production technologies in stochastic continuous time models. *Journal of Economic Dynamics and Control*, in press.

### *A.3. Tables and Figures*



Table A.1: Calibrated model and the risk premium (endowment economy)

		(1)	(2)	(3)	(4)	(5)	(6)	(7)
		No disasters	Baseline	Low $\theta$	High $\lambda$	Parameters		
						Low $q$	Low $\mu_A$	Low $\rho$
$\theta$	(coef. of relative risk aversion)	4	<b>4</b>	<b>3</b>	4	4	4	4
$\sigma_A$	(s.d. of growth rate, no disasters)	0.02	<b>0.02</b>	0.02	0.02	<b>0.02</b>	0.02	0.02
$\rho$	(rate of time preference)	0.03	<b>0.03</b>	0.03	0.03	<b>0.03</b>	0.03	<b>0.02</b>
$\mu_A$	(growth rate, deterministic part)	0.025	<b>0.025</b>	0.025	0.025	0.025	<b>0.020</b>	0.025
$\lambda$	(disaster probability)	0	<b>0.017</b>	0.017	<b>0.025</b>	0.017	0.017	0.017
$q$	(default probability in disaster)	0	<b>0.4</b>	0.4	0.4	<b>0.3</b>	0.4	0.4
$1 - e^{\nu_A}$	(size of disaster)	0	<b>0.4</b>	0.4	0.4	0.4	0.4	0.4
$1 - e^{\kappa}$	(size of default)	0	<b>0.4</b>	0.4	0.4	0.4	0.4	0.4
		Variables						
Default risk		0	<b>0.021</b>	0.012	0.03	0.016	0.021	0.021
Disaster risk		0	<b>0.031</b>	0.019	0.046	0.036	0.031	0.031
Diffusion risk		0.002	<b>0.002</b>	0.001	0.002	0.002	0.002	0.002
Risk premium		0.002	<b>0.054</b>	0.032	0.078	0.054	0.054	0.054
Expected market rate		0.128	<b>0.06</b>	0.067	0.028	0.06	0.04	0.05
Expected bill rate		0.126	<b>0.031</b>	0.051	-0.013	0.026	0.011	0.021
Market premium		0.002	<b>0.029</b>	0.016	0.041	0.033	0.029	0.029
Expected market rate, conditional on no disaster		0.128	<b>0.066</b>	0.074	0.038	0.066	0.046	0.056
Face bill rate		0.126	<b>0.034</b>	0.054	-0.009	0.028	0.014	0.024
Market premium, conditional on no disaster		0.002	<b>0.033</b>	0.02	0.047	0.038	0.033	0.033
Sharpe ratio, conditional on no disaster		0.08	<b>1.641</b>	0.996	2.366	1.901	1.641	1.641
Expected growth rate		0.025	<b>0.016</b>	0.016	0.012	0.016	0.011	0.016
Expected growth rate, conditional on no disaster		0.025	<b>0.025</b>	0.025	0.025	0.025	0.02	0.025

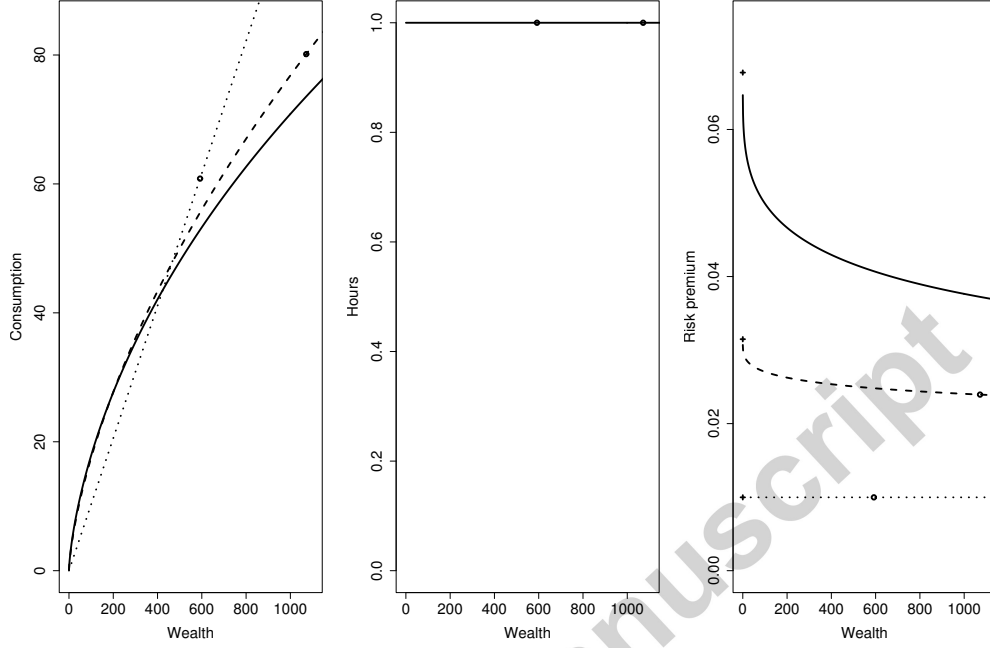
Table A.2: Calibrated model and the risk premium (endowment economy)

		(1)	(2)	(3)	(4)	(5)	(6)	(7)
		No default	Baseline	High $\sigma_A$	High $\lambda$	Parameters High $q$	Low $1 - e^{\nu_A}$	Low $1 - e^{\kappa}$
$\theta$	(coef. of relative risk aversion)	4	<b>4</b>	4	4	4	4	4
$\sigma_A$	(s.d. of growth rate, no disasters)	0.02	<b>0.02</b>	<b>0.05</b>	0.02	0.02	0.02	0.02
$\rho$	(rate of time preference)	0.03	<b>0.03</b>	0.03	0.03	<b>0.03</b>	0.03	0.03
$\mu_A$	(growth rate, deterministic part)	0.025	<b>0.025</b>	0.025	0.025	0.025	0.025	0.025
$\lambda$	(disaster probability)	0.017	<b>0.017</b>	0.017	<b>0.2</b>	0.017	0.017	0.017
$q$	(default probability in disaster)	<b>0</b>	<b>0.4</b>	0.4	0.4	<b>1</b>	0.4	0.4
$1 - e^{\nu_A}$	(size of disaster)	0.4	<b>0.4</b>	0.4	<b>0.034</b>	0.4	<b>0.2</b>	0.4
$1 - e^{\kappa}$	(size of default)	0.4	<b>0.4</b>	0.4	<b>0.034</b>	0.4	0.4	<b>0.2</b>
		Variables						
Default risk		0	<b>0.021</b>	0.021	0.003	0.052	0.007	0.01
Disaster risk		0.052	<b>0.031</b>	0.031	0.004	0	0.002	0.042
Diffusion risk		0.002	<b>0.002</b>	0.01	0.002	0.002	0.002	0.002
Risk premium		0.054	<b>0.054</b>	0.062	0.009	0.054	0.01	0.054
Expected market rate		0.06	<b>0.06</b>	0.047	0.102	0.06	0.108	0.06
Expected bill rate		0.013	<b>0.031</b>	0.01	0.099	0.058	0.106	0.022
Market premium		0.047	<b>0.029</b>	0.037	0.002	0.002	0.003	0.038
Expected market rate, conditional on no disaster		0.066	<b>0.066</b>	0.054	0.108	0.066	0.112	0.066
Face bill rate		0.013	<b>0.034</b>	0.013	0.102	0.065	0.108	0.023
Market premium, conditional conditional on no disaster		0.054	<b>0.033</b>	0.041	0.006	0.002	0.003	0.043
Sharpe ratio, conditional on no disaster		2.681	<b>1.641</b>	0.824	0.292	0.08	0.162	2.161
Expected growth rate		0.016	<b>0.016</b>	0.015	0.019	0.016	0.021	0.016
Expected growth rate, conditional on no disaster		0.025	<b>0.025</b>	0.024	0.025	0.025	0.025	0.025

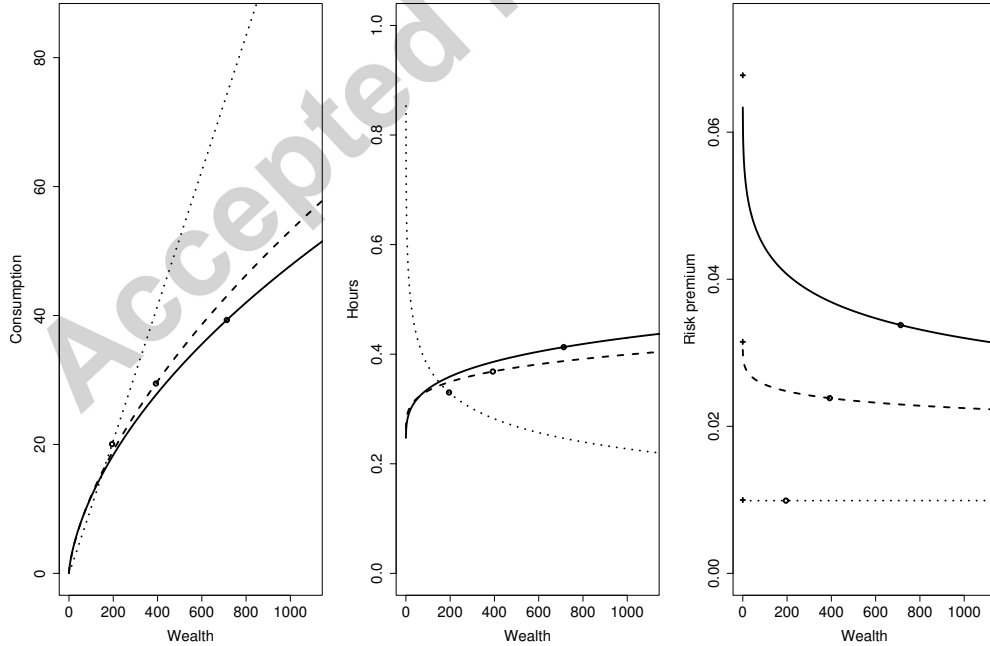
Table A.3: Calibrated model and the risk premium (production economy)

		(1)	(2)	(3)	(4)	(5)	(6)	(7)
		No disasters	Baseline	High $\theta$	Low $\alpha$	Parameters Low $\delta$	High $\lambda$	High $ \nu_K $
$\theta$	(coef. of relative risk aversion)	4	<b>4</b>	<b>6</b>	4	4	4	4
$\alpha$	(output elasticity of capital)	0.75	<b>0.75</b>	0.75	<b>0.33</b>	0.75	0.75	0.75
$\delta$	(capital depreciation, deterministic part)	0.1	<b>0.1</b>	0.1	0.1	<b>0.05</b>	0.1	0.1
$\rho$	(rate of time preference)	0.05	<b>0.05</b>	0.05	0.05	0.05	0.05	0.05
$\sigma_K$	(s.d. of stochastic depreciation, no disasters)	0	<b>0</b>	0	0	0	0	0
$\sigma_A$	(s.d. of TFP growth)	0	<b>0</b>	0	0	0	0	0
$\mu_A$	(growth rate TFP, deterministic part)	0	<b>0</b>	0	0	0	0	0
$\lambda$	(disaster probability)	<b>0</b>	<b>0.017</b>	0.017	0.017	0.017	<b>0.02</b>	0.017
$1 - e^{\nu_K}$	(size of disaster)	0	<b>0.4</b>	0.4	0.4	0.4	0.4	<b>0.5</b>
		Variables						
Implied knife-edge value $\bar{\rho}$		0.200	<b>0.230</b>	0.435	0.035	0.130	0.236	0.251
Risk premium								
steady state		0	<b>0.024</b>	0.034	0.014	0.027	0.028	0.045
zero wealth (left limit)		0	<b>0.032</b>	0.068	0.013	0.032	0.037	0.068
Market rate, steady state (gross)		0.150	<b>0.131</b>	0.116	0.147	0.077	0.128	0.122
Bill rate, steady state (gross)		0.150	<b>0.107</b>	0.081	0.133	0.051	0.101	0.078
Market rate, steady state (net)		0.050	<b>0.031</b>	0.016	0.047	0.027	0.028	0.022
Bill rate, steady state (net)		0.050	<b>0.007</b>	-0.019	0.033	0.001	0.001	-0.022

Figure A.1: Risk premia in a production economy

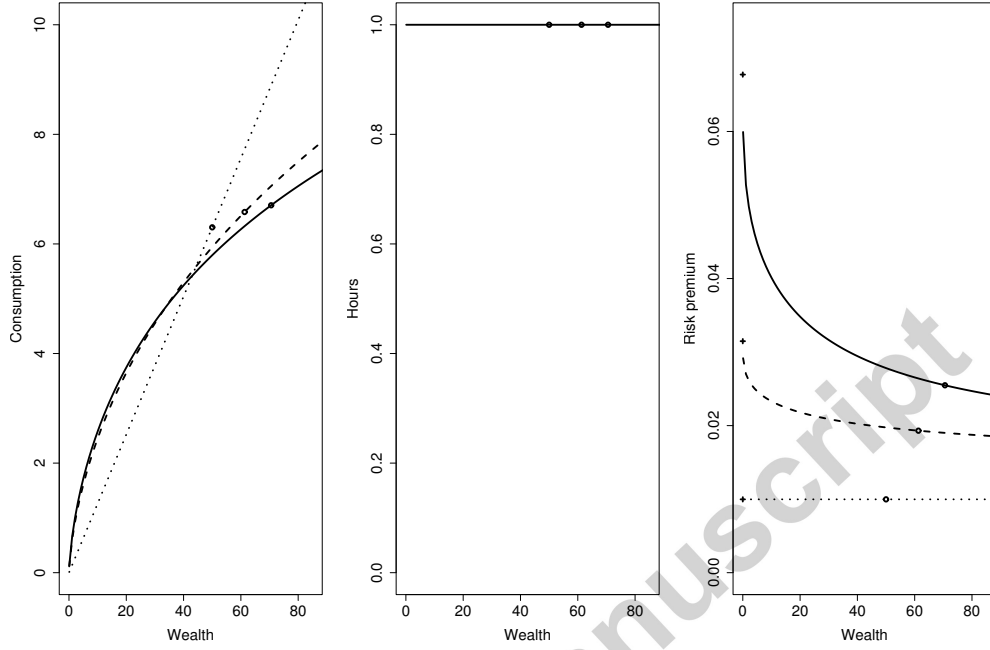


Notes: These figures illustrate optimal consumption (left panel), optimal hours (middle panel) and the risk premium (right panel) as functions of wealth ( $\circ$  are steady-state values) for different levels of relative risk aversion and  $\sigma_K = \sigma_A = \mu_A = 0$ ; other parameters  $(\rho, \alpha, \theta, \delta, \lambda, 1 - e^{\nu_K}, \psi) = (0.05, 0.75, \cdot, 0.1, 0.017, 0.4, 0)$ ;  $\theta = 0.75$  (dotted),  $\theta = 4$  (dashed), and  $\theta = 6$  (solid).

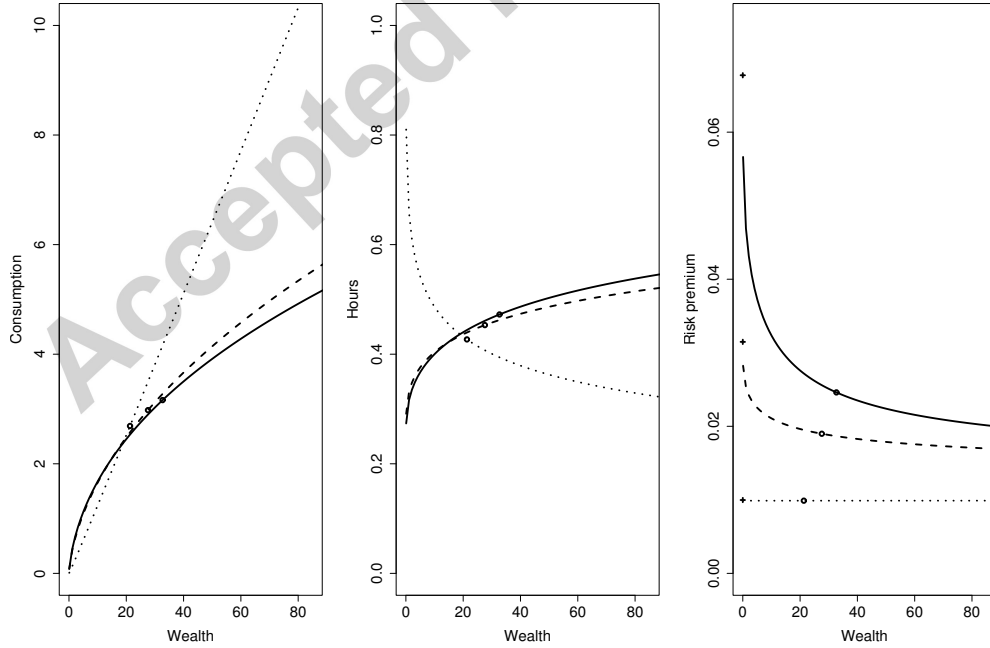


Notes: These figures illustrate optimal consumption (left panel), optimal hours (middle panel) and the risk premium (right panel) as functions of wealth ( $\circ$  are steady-state values) for different levels of relative risk aversion and  $\sigma_K = \sigma_A = \mu_A = 0$ ; other parameters  $(\rho, \alpha, \theta, \delta, \lambda, 1 - e^{\nu_K}, \psi) = (0.05, 0.75, \cdot, 0.1, 0.017, 0.4, 1)$ ;  $\theta = 0.75$  (dotted),  $\theta = 4$  (dashed), and  $\theta = 6$  (solid).

Figure A.2: Risk premia in a production economy



Notes: These figures illustrate optimal consumption (left panel), optimal hours (middle panel) and the risk premium (right panel) as functions of wealth ( $\circ$  are steady-state values) for different levels of relative risk aversion and  $\sigma_K = \sigma_A = \mu_A = 0$ ; other parameters  $(\rho, \alpha, \theta, \delta, \lambda, 1 - e^{\nu_K}, \psi) = (0.03, 0.75, \cdot, 0.25, 0.017, 0.4, 0)$ ;  $\theta = 0.75$  (dotted),  $\theta = 4$  (dashed), and  $\theta = 6$  (solid).



Notes: These figures illustrate optimal consumption (left panel), optimal hours (middle panel) and the risk premium (right panel) as functions of wealth ( $\circ$  are steady-state values) for different levels of relative risk aversion and  $\sigma_K = \sigma_A = \mu_A = 0$ ; other parameters  $(\rho, \alpha, \theta, \delta, \lambda, 1 - e^{\nu_K}, \psi) = (0.03, 0.75, \cdot, 0.25, 0.017, 0.4, 1)$ ;  $\theta = 0.75$  (dotted),  $\theta = 4$  (dashed), and  $\theta = 6$  (solid).

## B. Web appendix

### B.1. A model of growth under uncertainty

#### B.1.1. Obtaining the dynamic equilibrium system

We employ both first-order conditions (25) and (26) to substitute the costate  $V_W$  and obtain Euler equations for both optimal consumption and hours. For consumption it gives (28), which for our simplifying assumptions  $\sigma_K = \sigma_A = \mu_A = 0$  reduces to

$$\begin{aligned} du_C &= (\rho - (r_t - \delta) + \lambda)u_C dt - u_C(C(e^{\nu_K} W_t), H(e^{\nu_K} W_t))e^{\nu_K} \lambda dt \\ &\quad + (u_C(C(e^{\nu_K} W_{t-}), H(e^{\nu_K} W_{t-})) - u_C(C_{t-}, H_{t-})) dN_t \\ \Leftrightarrow dC_t &= \frac{u_C}{u_{CC}}(\rho - (r_t - \delta) + \lambda)dt - \frac{u_C}{u_{CC}} \frac{u_C(C(e^{\nu_K} W_t), H(e^{\nu_K} W_t))}{u_C(C(W_t), H(W_t))} e^{\nu_K} \lambda dt \\ &\quad - \frac{u_{CH}}{u_{CC}} (dH_t - (H(e^{\nu_K} W_{t-}) - H(W_{t-}))dN_t) + (C(e^{\nu_K} W_{t-}) - C(W_{t-})) dN_t. \end{aligned} \quad (50)$$

Similarly, we use the first-order condition for hours (26), and replace  $V_W$  by  $-u_H/w_t^H$ ,

$$\begin{aligned} d(u_H/Y_H) &= (\rho - (r_t - \delta) + \lambda)u_H/Y_H dt \\ &\quad - u_H(C(e^{\nu_K} W_t), H(e^{\nu_K} W_t))/Y_H(e^{\nu_K} W_t, H(e^{\nu_K} W_t))e^{\nu_K} \lambda dt \\ &\quad + \left[ \frac{u_H(C(e^{\nu_K} W_{t-}), H(e^{\nu_K} W_{t-}))}{Y_H(e^{\nu_K} W_{t-}, H(e^{\nu_K} W_{t-}))} - \frac{u_H(C(W_{t-}), H(W_{t-}))}{Y_H(W_{t-}, H(W_{t-}))} \right] dN_t \\ \Leftrightarrow du_H &= (\rho - (r_t - \delta) + \lambda)u_H dt - u_H(C(e^{\nu_K} W_t), H(e^{\nu_K} W_t)) \frac{Y_H(W_t, H_t)e^{\nu_K} \lambda}{Y_H(e^{\nu_K} W_t, H(e^{\nu_K} W_t))} dt \\ &\quad + u_H/Y_H (dY_H - (Y_H(W_t, H_t) - Y_H(W_{t-}, H_{t-}))dN_t) \\ &\quad + (u_H(C_t, H_t) - u_H(C_{t-}, H_{t-}))dN_t, \end{aligned}$$

in which we may use  $Y_H = Y_H(W_t, H_t)$ . Thus, we get

$$\begin{aligned} dY_H &= Y_{HH}(dH_t - (H_t - H_{t-})dN_t) + Y_{HK}(dW_t - (W_t - W_{t-})dN_t) \\ &\quad + (Y_H(W_t, H_t) - Y_H(W_{t-}, H_{t-}))dN_t. \end{aligned}$$

Use the inverse function theorem to obtain

$$\begin{aligned} dH_t &= \frac{u_H}{u_{HH}}(\rho - (r_t - \delta) + \lambda)dt - \frac{u_H}{u_{HH}} \frac{u_H(C(e^{\nu_K} W_t), H(e^{\nu_K} W_t))}{u_H(C(W_t), H(W_t))} \frac{Y_H(W_t, H_t)e^{\nu_K} \lambda}{Y_H(e^{\nu_K} W_t, H(e^{\nu_K} W_t))} dt \\ &\quad - \frac{u_{HC}}{u_{HH}} (dC_t - (C_t - C_{t-})dN_t) + \frac{u_H}{u_{HH}Y_H} (dY_H - (Y_H(W_t, H_t) - Y_H(W_{t-}, H_{t-}))dN_t) \\ &\quad + (H(W_t) - H(W_{t-}))dN_t. \end{aligned}$$

Finally we insert the differentials for consumption and for the wage rate. After some tedious algebra and by collecting partial derivatives,  $\bar{u} \equiv u_{CH}u_{HC} - u_{CC}u_{HH}$ , we arrive at

$$\begin{aligned} dH_t = & \frac{u_{HC}u_C - u_{CC}u_H}{Y_{HH}/Y_H u_H u_{CC} + \bar{u}} (\rho - (r_t - \delta) + \lambda) dt \\ & - \frac{u_{CC}u_H Y_{HK}/Y_H}{Y_{HH}/Y_H u_H u_{CC} + \bar{u}} ((r_t - \delta)W_t + H_t w_t^H - C_t) dt \\ & + \frac{u_{CC}u_H}{Y_{HH}/Y_H u_H u_{CC} + \bar{u}} \frac{u_H(C(e^{\nu_K} W_t), H(e^{\nu_K} W_t))}{u_H(C(W_t), H(W_t))} \frac{Y_H(W_t, H_t)}{Y_H(e^{\nu_K} W_t, H(e^{\nu_K} W_t))} e^{\nu_K} \lambda dt \\ & - \frac{u_{HC}u_C}{Y_{HH}/Y_H u_H u_{CC} + \bar{u}} \frac{u_C(C(e^{\nu_K} W_t), H(e^{\nu_K} W_t))}{u_C(C(W_t), H(W_t))} e^{\nu_K} \lambda dt + (H_t - H_{t-}) dN_t. \end{aligned} \quad (51)$$

In summary, the system of (50), (51), together with the budget constraint,

$$dW_t = ((r_t - \delta)W_t + H_t w_t^H - C_t) dt - (1 - e^{\nu_K}) W_{t-} dN_t, \quad (52)$$

define the reduced form description of the dynamic equilibrium system.

### B.1.2. The dynamic system for Cobb-Douglas production and CRRA utility

In this section we derive the equilibrium system for the case of Cobb-Douglas production,  $Y_t = AK_t^\alpha H_t^{1-\alpha}$  and CRRA utility as in (30). We may use the partial derivatives

$$\begin{aligned} u_C &= C_t^{-\theta} (1 - H_t)^{(1-\theta)\psi}, \quad u_H = -\psi C_t^{1-\theta} (1 - H_t)^{(1-\theta)\psi-1}, \quad u_{CC} = -\theta C_t^{-\theta-1} (1 - H_t)^{(1-\theta)\psi}, \\ u_{HH} &= ((1 - \theta)\psi - 1)\psi C_t^{1-\theta} (1 - H_t)^{(1-\theta)\psi-2}, \quad u_{HC} = -(1 - \theta)\psi C_t^{-\theta} (1 - H_t)^{(1-\theta)\psi-1}, \\ Y_H &= (1 - \alpha)AK_t^\alpha H_t^{-\alpha}, \quad Y_{HH} = -\alpha(1 - \alpha)AK_t^\alpha H_t^{-\alpha-1}, \quad Y_{HK} = \alpha(1 - \alpha)AK_t^{\alpha-1} H_t^{-\alpha}, \\ Y_{HH}/Y_H &= -\alpha H_t^{-1}, \quad Y_{HK}/Y_H = \alpha K_t^{-1}, \end{aligned}$$

and thus

$$\begin{aligned} \bar{u} &= u_{CH}u_{HC} - u_{CC}u_{HH} \\ &= (1 - \theta)^2 \psi^2 C_t^{-2\theta} (1 - H_t)^{2(1-\theta)\psi-2} + (\theta\psi^2 - \theta^2\psi^2 - \psi\theta) C_t^{-2\theta} (1 - H_t)^{2(1-\theta)\psi-2} \\ &= ((1 - \theta)^2 \psi^2 + \theta\psi^2 - \theta^2\psi^2 - \psi\theta) C_t^{-2\theta} (1 - H_t)^{2(1-\theta)\psi-2} \\ &= \psi(\psi - \theta\psi - \theta) C_t^{-2\theta} (1 - H_t)^{2(1-\theta)\psi-2}, \end{aligned}$$

to obtain our dynamic system in three variables  $C_t$ ,  $H_t$  and  $W_t$ . As from Section 3.3.3, we may neglect the first equation since for any interior solution  $C_t = C(H(W_t), W_t)$ . We get

$$\begin{aligned}
 dH_t = & \frac{-(1-\theta)\psi C_t^{-2\theta}(1-H_t)^{2(1-\theta)\psi-1} - \theta\psi C_t^{-2\theta}(1-H_t)^{2(1-\theta)\psi-1}}{\theta\psi C_t^{-2\theta}(1-H_t)^{2(1-\theta)\psi-1}Y_{HH}/Y_H + \bar{u}}(\rho - (r_t - \delta) + \lambda)dt \\
 & - \frac{\theta\psi C_t^{-2\theta}(1-H_t)^{2(1-\theta)\psi-1}Y_{HK}/Y_H}{\theta\psi C_t^{-2\theta}(1-H_t)^{2(1-\theta)\psi-1}Y_{HH}/Y_H + \bar{u}}((r_t - \delta)W_t + H_t w_t^H - C_t)dt \\
 & + \frac{\theta\psi C_t^{-2\theta}(1-H_t)^{2(1-\theta)\psi-1}}{\theta\psi C_t^{-2\theta}(1-H_t)^{2(1-\theta)\psi-1}Y_{HH}/Y_H + \bar{u}} \frac{u_H(C(e^{\nu_K}W_t), H(e^{\nu_K}W_t))}{u_H(C(W_t), H(W_t))} \\
 & \times \frac{Y_H(W_t, H_t)}{Y_H(e^{\nu_K}W_t, H(e^{\nu_K}W_t))} e^{\nu_K} \lambda dt \\
 & - \frac{-(1-\theta)\psi C_t^{-2\theta}(1-H_t)^{2(1-\theta)\psi-1}}{\theta\psi C_t^{-2\theta}(1-H_t)^{2(1-\theta)\psi-1}Y_{HH}/Y_H + \bar{u}} \frac{u_C(C(e^{\nu_K}W_t), H(e^{\nu_K}W_t))}{u_C(C(W_t), H(W_t))} e^{\nu_K} \lambda dt \\
 & + (H_t - H_{t-})dN_t,
 \end{aligned}$$

Using the equilibrium condition (38), the jump terms are given by

$$\begin{aligned}
 \frac{u_H(C(e^{\nu_K}W_t), H(e^{\nu_K}W_t))}{u_H(C(W_t), H(W_t))} &= \frac{C(e^{\nu_K}W_t)^{1-\theta} (C(e^{\nu_K}W_t)H(e^{\nu_K}W_t)^\alpha e^{-\alpha\nu_K}W_t^{-\alpha})^{(1-\theta)\psi-1}}{C(W_t)^{1-\theta} (C(W_t)H(W_t)^\alpha W_t^{-\alpha})^{(1-\theta)\psi-1}} \\
 &= \tilde{C}(W_t)^{-\theta+(1-\theta)\psi} \tilde{H}(W_t)^{(1-\theta)\psi\alpha-\alpha} e^{-(1-\theta)\alpha\nu_K\psi+\alpha\nu_K}, \\
 \frac{u_C(C(e^{\nu_K}W_t), H(e^{\nu_K}W_t))}{u_C(C(W_t), H(W_t))} &= \frac{C(e^{\nu_K}W_t)^{-\theta} (C(e^{\nu_K}W_t)H(e^{\nu_K}W_t)^\alpha e^{-\alpha\nu_K}W_t^{-\alpha})^{(1-\theta)\psi}}{C(W_t)^{-\theta} (C(W_t)H(W_t)^\alpha W_t^{-\alpha})^{(1-\theta)\psi}} \\
 &= \tilde{C}(W_t)^{-\theta+(1-\theta)\psi} \tilde{H}(W_t)^{(1-\theta)\psi\alpha} e^{-(1-\theta)\psi\alpha\nu_K}, \\
 \frac{Y_H(W_t, H_t)}{Y_H(e^{\nu_K}W_t, H(e^{\nu_K}W_t))} &= \frac{H(W_t)^{-\alpha}}{e^{\alpha\nu_K}H(e^{\nu_K}W_t)^{-\alpha}} = \tilde{H}(W_t)^\alpha e^{-\alpha\nu_K}.
 \end{aligned}$$

Collecting terms we may obtain

$$\begin{aligned}
 dH_t = & \frac{-((1-\theta)\psi + \theta\psi)(\rho - r_t + \delta + \lambda) - \theta\psi Y_{HK}/Y_H((r_t - \delta)W_t + H_t w_t^H - C_t)}{\theta\psi Y_{HH}/Y_H + \psi(\psi - \theta\psi - \theta)(1-H_t)^{-1}} dt \\
 & + \frac{\psi \tilde{C}(W_t)^{-\theta+(1-\theta)\psi} \tilde{H}(W_t)^{(1-\theta)\psi\alpha} e^{\nu_K-(1-\theta)\psi\alpha\nu_K} \lambda}{\theta\psi Y_{HH}/Y_H + \psi(\psi - \theta\psi - \theta)(1-H_t)^{-1}} dt + (H_t - H_{t-})dN_t.
 \end{aligned}$$

Inserting the remaining partial derivatives gives

$$\begin{aligned}
 dH_t = & \frac{\rho - (1-\theta)r_t + \delta + \lambda - \theta\alpha\delta - \theta\alpha C_t/W_t}{\alpha\theta H_t^{-1} - (\psi - \theta\psi - \theta)(1-H_t)^{-1}} dt \\
 & + \frac{-\tilde{C}(W_t)^{-\theta+(1-\theta)\psi} \tilde{H}(W_t)^{(1-\theta)\psi\alpha} e^{\nu_K-(1-\theta)\psi\alpha\nu_K} \lambda}{\alpha\theta H_t^{-1} - (\psi - \theta\psi - \theta)(1-H_t)^{-1}} dt + (H_t - H_{t-})dN_t,
 \end{aligned}$$



which is the evolution of optimal hours in the reduced form description in the main text.

Accepted manuscript